

714.4
L262.1
2-2

Fifty-Fourth Annual Report

of the
Division of Local Government Services
1991

Statements of Financial Condition of Counties and Municipalities

December 1992

State of New Jersey
Christine Todd Whitman
Governor

Department of Community Affairs
Harriet Derman
Commissioner

Fifty-Fourth Annual Report

**of the
Division of Local Government Services
1991**

**Statements of Financial Condition
of Counties and Municipalities**



Prepared by

**State of New Jersey
*Department of Community Affairs***

Division of Local Government Services
Beth Gates, Director

IMPORTANT NOTICE

Municipalities operating under a State fiscal year are designated with a shaded page (like this page).

For detailed information about fiscal years, the State fiscal year, or transition year budgets, please consult the Forward and Glossary.

TABLE OF CONTENTS

Letter of Transmittal	1
Foreword	2
Composition of Local Finance Board and State Officials	3
Acknowledgment	4
Statewide Totals for 1991 and Types of Local Government Units in New Jersey	5
COUNTY GOVERNMENT FISCAL DATA	
A two page set for each county follows:	6
1. County Government Fiscal Data	
2. Map of the County	
3. Summary Map of County Units	48
4. Summary of 21 County Government Data Sheets	50
MUNICIPAL FISCAL DATA SUMMARIZED BY COUNTIES	
1. Summary of 567 Municipal Government Data Sheets	51
2. Municipal Fiscal Summaries by Counties	52
MUNICIPAL FISCAL DATA	
One page per municipality, arranged alphabetically by name of municipality	73
MUNICIPALITIES OPERATING UNDER SPECIAL STATUTORY FORMS OF GOVERNMENT	640
POPULATION DATA	
Table 1: Population Classification of New Jersey Counties and Cities	641
Table 2: Local Units Ranked by Population - 1990 Estimates	642
SUMMARY OF STATEWIDE FINANCES, EXPENDITURES AND REVENUES	
Table 3: Summary of Current Finances of all Municipalities and Counties - 1987-1991	647
Table 4: Summary of Expenditures and Revenues of all County Government - 1987-1991	648
Table 5: Summary of Expenditures and Revenues of all Municipalities - 1987-1991	649
DATA ON DEBT	
Table 6: Statewide Trends in Statutory Net Capital Debt	650
Table 7: Total Gross and Net Debt of Municipalities and Counties by County	651
Table 8: Authority Debt	652
DATA ON LOCAL TAXATION	
Table 9: Trends in Current and Delinquent Local Property Taxes	655
Table 10: Special District Tax Levies in 1991	656
Table 11: State Equalized Property Tax Rates - All Municipalities by County	657
DATA ON MUNICIPALLY OPERATED UTILITIES	
Table 12: Finances of Municipally Operated Utilities	665
SUPPLEMENTARY DATA	
Table 13: County Local Health Services and Vocational School Taxes	674
GRAPH: DEBT TRENDS OF NEW JERSEY MUNICIPALITIES AND COUNTIES	676
STATUTORY FORMS OF LOCAL UNIT GOVERNMENT	677
GLOSSARY	678
TRANSITION YEAR FISCAL DATA	
Summary of 37 Transition Year Municipal Government Data Sheets	684
One page per municipality, arranged alphabetically by name of municipality	685



Digitized by the Internet Archive
in 2013

<http://archive.org/details/repdi1991newj>



State of New Jersey

DEPARTMENT OF COMMUNITY AFFAIRS

CHRISTINE TODD WHITMAN
GOVERNOR

LOCATION:

WILLIAM ASHBY
COMMUNITY AFFAIRS BUILDING
101 SOUTH BROAD STREET
TRENTON, NEW JERSEY

HARRIET DERMAN
COMMISSIONER

MAILING ADDRESS:

CN 800
TRENTON, NJ 08625-0800

TO: The Honorable Christine Todd Whitman
Governor

Members of the New Jersey Legislature

FROM: Harriet Derman
Commissioner

I am pleased to transmit the Fifty-Fourth Annual Report of the Division of Local Government Services.

In accordance with New Jersey Statute, the report includes comparative financial statistics of all municipalities and counties in the State. The statistics are tabulated to highlight the cost of government, the cost of principal services, the amount of debt incurred and other pertinent data.

FOREWORD

This report, the Fifty-fourth in a series which has been published consecutively since 1938, closely parallels all preceding annual reports.

Beginning in 1991, some municipalities changed their operating year to a State Fiscal year. (These municipalities are highlighted in this Report with a shaded page.) For these municipalities, the information contained within the body of this Report reflects 1992 (July 1991 - June 1992) budgeted appropriations. Data regarding the Transition year (January 1991 - June 1991) for these municipalities are located in a separate section after the main body of this document.

Information pertinent to the form of government and the number of members on the governing body is exhibited on each local unit page. Definitional information relative to statutory forms of government appears towards the end of the report. Similarly, a tabulation is provided listing the different types of governmental forms by county units.

As in prior years, care has been taken to preserve the comparability of data and to present, in convenient form, current financial and other statistics of the 588 local units of New Jersey government without diminishing the value of these reports as a historical series. The availability of current statistics of local finance has been of increasingly significant value to federal, state and local government officials, research groups, students of local finance, and investors in municipal and school bond markets.

The financial statistics contained in this report have been assembled from financial statements prepared by the chief financial officer of the local unit. Computer checks applied to this data and our studies conclude that these statements are adequate for reporting purposes.

In addition to the municipal and county financial data, there are a number of special tables comparing revenues and expenditures, debt trends and equalized tax rates over the current decade. Also, tables listing each unit in descending population order and another describing municipally operated utilities are provided.

A glossary providing essential information for the proper use of specific data is presented at the end of the report to assist those who may be unfamiliar with municipal finance and its terminology.

STATE OF NEW JERSEY

Christine Todd Whitman, Governor

DEPARTMENT OF COMMUNITY AFFAIRS

Harriet Derman, Commissioner

DIVISION OF LOCAL GOVERNMENT SERVICES

Beth Gates, Director

MEMBERS OF THE LOCAL FINANCE BOARD

Beth Gates, Chairman
Joseph Iannaconi, Jr., Vice Chairman
John Paul Doyle
Charles Guhr
Patricia Migliaccio
Robert C. Miller
James T. Mullins
Laurence S. Weiss

ACKNOWLEDGMENTS

The fifty-fourth edition of this Annual Report was prepared by the Division's Office of Local Government Research. Grateful acknowledgment is extended to the following staff members: David S. Grimm, who coordinated the Report's preparation, provided overall support and supervised the data compilation; June Teel, who compiled and verified data and provided her computer expertise; and Marc Pfeiffer, who served as Chief of the Office.

Acknowledgment is also extended to those employees of the Division of Local Government Services for their cooperation in providing ready access to source documents and for rendering technical assistance.

Additionally, a debt of gratitude is owed to the Division of Taxation in the Department of Treasury and to the Office of Business Economics in the Department of Labor for providing us with valuation and population data used in this Report. We are also grateful to the Department of Transportation for allowing us the use of their computers.

General Obligation Bond Ratings for New Jersey municipalities were obtained from: Standard & Poor's Bond Guide, July 1993, Standard & Poor's Corp. N.Y., N.Y., and Moody's Bond Record, August 1993, Moody's Investors Service, N.Y., N.Y.

STATEWIDE TOTALS FOR 1991

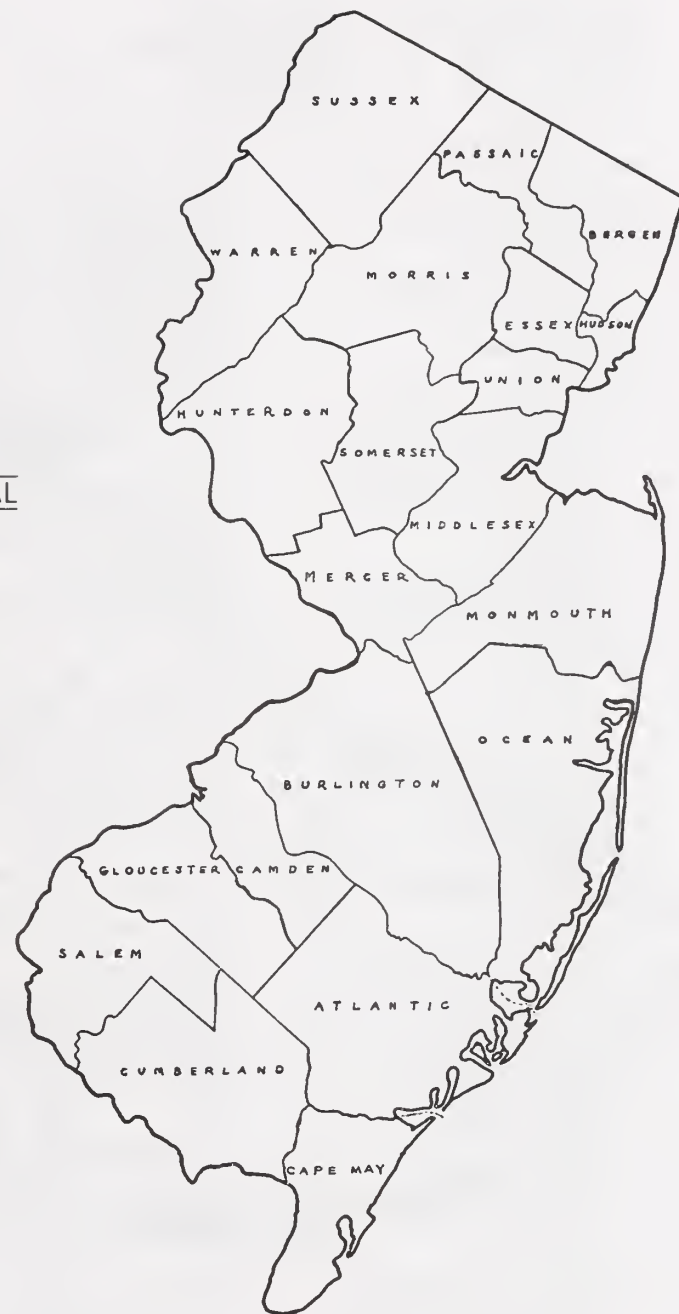
Population, 1980 Census	7,364,823
Population, 1990 Census	7,730,188
Land Area (Square Miles)	7,487.32
Net Valuation Taxable-Municipal	365,656,420,478
Net Valuation Taxable-County	523,821,481,702
State Equalized Valuation	510,239,009,166
Tax Levy	9,922,588,261.32

TYPES OF LOCAL GOVERNMENT UNITS IN NEW JERSEY

COUNTIES (21)

MUNICIPALITIES (567)

COUNTY	BOROUGH	TOWNSHIP	CITY	TOWN	VILLAGE	TOTAL
Atlantic	3	6	13	1	0	23
Bergen	56	9	3	0	2	70
Burlington	6	31	3	0	0	40
Camden	27	8	2	0	0	37
Cape May	7	4	5	0	0	16
Cumberland	1	10	3	0	0	14
Essex	1	19	2	0	0	22
Gloucester	10	13	1	0	0	24
Hudson	1	2	4	5	0	12
Hunterdon	10	14	1	1	0	26
Mercer	4	8	1	0	0	13
Middlesex	12	10	3	0	0	25
Monmouth	35	15	2	0	1	53
Morris	16	20	0	3	0	39
Ocean	19	14	0	0	0	33
Passaic	10	3	3	0	0	16
Salem	3	11	1	0	0	15
Somerset	12	9	0	0	0	21
Sussex	8	15	0	1	0	24
Union	7	8	5	1	0	21
Warren	2	18	0	3	0	23
Total	250	247	52	15	3	567



0100

Population 1980 194,119

Population 1990 224,327

S & P Rating A

Moody Rating AAA

Land Area 566.97 Sq Miles

Net Valuation Taxable

15,996,832,438

Net Valuation on Which County Taxes
are apportioned:

18,673,408,431

**ATLANTIC COUNTY - Class 5 -
Form of Government
County Exec. Plan - (O.C.C.L. - 1972)
Number of Members - 9**

PER CAPITA

Gross Debt

453.32

Net Debt

418.80

Debt Service

56.19

Total Tax Levy

362.06

County Functions:

553.73

PER CENT

Gross Debt

.55

Net Debt

.51

EXPENDITURES		EXPENDITURES (cont'd.)		REVENUES REALIZED	
GENERAL GOVERNMENT		EDUCATION (excluding schools)		Property Taxes	81,220,555.60
Governing Body and Public Boards	2,084,347.71	County Superintendent of Schools	230,632.00	Financial Business Tax	
County Clerk	1,336,004.00	Vocational Schools	3,192,722.00	Franchise Tax	
Financial Administration	862,255.00	County College	4,526,516.00	Bank Corp. Tax	
Board of Taxation	118,361.00	County Extension Services		Other Miscellaneous Taxes	
Planning, Housing, Development	1,019,441.93	Libraries		State Aid Revenues	19,519,352.33
Human Resources	4,175,353.68	Other Educational Services	1,831,768.00	Federal Aid Revenues	1,427,865.86
Elections	713,129.00	STATUTORY EXPENDITURES		State and Local Fiscal Assistance Act Utilized	41,183.28
General Administration	14,514,625.13	Pensions and F.I.C.A.	6,585,000.00	Institutional Revenues	6,706,657.93
JUDICIARY		Employee Fringe Benefits	7,080,000.00	Courts	420,489.52
Superior Court-Law Division	4,172,727.00	Other Statutory Expenditures		County Clerk & Register	1,427,186.67
County Courts	24,045.15	Ceto & Other Public Employment Programs		Surrogate	136,091.20
County District Courts		COUNTY FUNCTIONS TOTAL	111,521,618.76	Sheriff	366,876.98
Jury Commission and Jurors' Fees	254,705.00	CAPITAL IMPROVEMENTS *MEMO	665,000.00	Other Miscellaneous Revenues	11,994,276.58
Law Library	44,700.00	DEBT SERVICE		Other Revenues, Revenue Sharing, Tax Effort	
Prosecutor's Office	5,800,192.00	Principal Payments	7,351,690.21	TOTAL	123,260,533.95
Surrogate's Office	204,488.00	Interest Payments	5,252,593.58	Prior Years Surplus Appropriated	4,700,000.00
Probation Office	1,913,920.00	DEFERRED CHARGES	91,560.37	REVENUES TOTAL	127,960,533.95
County Clerk (Judicial Functions)	597,072.00	RESERVE FOR UNCOLLECTED TAXES		CURRENT FINANCES DECEMBER 31,	
Sheriff's Office (Judicial Functions)	3,886,000.00	EXPENDITURES TOTAL	124,217,462.92	ASSETS	
Other Judicial		CAPITAL DEBT AUTHORIZED, DECEMBER 31,		Cash Dec. 31,	21,136,250.99
PUBLIC SAFETY		ISSUED AND UNISSUED GROSS DEBT	NET DEBT	Taxes Receivable	463,451.82
County Police	1,537,890.48	School		Emergencies and Other Deferred Charges	
Sheriff's Office		Self-liquidating		State Aid Receivable	
Civil Defense and Disaster Control	167,920.00	Other	101,692,218	Other Receivable	8,084,038.43
Environmental Inspection and Control		Total	101,692,218	TOTAL	29,683,741.24
Weights and Measures		ISSUED AND OUTSTANDING		LIABILITIES RESERVES, AND SURPLUS	
Correctional and Penal	7,437,945.30	School		Cash Liabilities	10,083,192.25
Other Public Safety	10,000.00	Self-liquidating		Reserves For Receivables	8,547,490.25
PUBLIC WORKS		Other		Surplus Dec. 31,	11,053,058.74
Roads and Bridges, Streets, Drainage	273,030.28	Total	73,758,287.14	TOTAL	29,683,741.24
State Aid Motor Vehicle Fund		Equalized Valuation Basis for Net Debt Computation	18,358,607,242.00		
County Funds	3,262,949.34	CAPITAL OUTLAY TOTAL	9,390,031.10		
Other Roads and Bridges		Public Enterprises			
Public Buildings and Grounds	4,941,329.65	Recreation—Culture			
Other Public Works	3,767,516.00	Public Works	2,114,746.08		
HEALTH AND WELFARE		Buildings and Grounds	6,018,940.99		
County Health Department	603,143.00	Library and Education	1,256,344.63		
Mental Health Activities	4,935,485.26	Conservation			
Tubercular Patient Care		All Other			
County Hospitals, Homes					
County Aid to Hospitals					
Health Clinics	350,000.00				
Mosquito Extermination					
Health Services Except Environmental	8,770,194.10				
County Welfare Board	8,882,955.16				
Child Welfare					
Other Welfare Services					
RECREATION AND CONSERVATION					
Parks, Playgrounds, Shade Trees	1,390,302.00				
Land Reclamation and Conservation	22,953.59				
Other Recreational Services					

COUNTY ATLANTIC

COUNTY SEAT Mays Landing

Form of Government: *Board of Chosen Freeholders 9 Members

Number of Constituent Municipalities 23

Population Census 1980 194,119

Population Census 1990 224,327

Land Area - Square Miles 566.97

Net Value on which County Taxes are Apportioned 18,678,408,431

Tax Rate per \$100 .434

Tax Levy 81,220,555.60

Distribution of Ratables			
Class	Line Items	Assessed Valuation	% of Valuation
Vacant Land	39,256	867,854,275	5.47
Residential	83,079	8,136,516,809	51.25
Farm	2,457	88,033,721	.55
Commercial	5,822	6,340,035,400	39.93
Industrial	146	138,310,100	0.87
Apartments	455	305,643,240	1.93
<hr/>			
TOTAL	131,215	15,876,393,545	100.00

Bond Ratings:

Moody's AAA

Standard & Poors A

*County Executive Plan - Optional County Charter Law, 1972



ATLANTIC COUNTY



0200

Population 1980 **845,385**Population 1990 **825,380**

S & P Rating

Moody Rating **AAA**Land Area **234.57**Sq. Miles **85,243,752,850**

Net Valuation Taxable

67,639,288,629

Net Valuation on Which County Taxes

are apportioned:

**BERGEN COUNTY - Class 1 -
Form of Government
County Exec. Plan - (O.C.C.L. - 1972)
Number of Members - 9**

PER CAPITA

Gross Debt **417.94**Net Debt **359.88**Debt Service **46.86**Total Tax Levy **241.02**County Functions: **443.13**

PER CENT:

Gross Debt **.42**Net Debt **.36**

EXPENDITURES		EXPENDITURES (cont'd.)		REVENUES REALIZED	
GENERAL GOVERNMENT		EDUCATION (excluding schools)		Property Taxes	
Governing Body and Public Boards	852,249.00	County Superintendent of Schools	318,903.00		198,936,874.64
County Clerk	2,582,635.00	Vocational Schools	16,420,950.00	Financial Business Tax	
Financial Administration	20,687,123.00	County College	14,067,270.00	Franchise Tax	
Board of Taxation	416,719.00	County Extension Services		Bank Corp. Tax	
Planning, Housing, Development	1,542,609.00	Libraries		Other Miscellaneous Taxes	
Human Resources	8,549,309.24	Other Educational Services	3,734,193.00	State Aid Revenues	57,037,473.02
Elections	2,119,795.00	STATUTORY EXPENDITURES		Federal Aid Revenues	4,576,913.00
General Administration	25,942,033.52	Pensions and F.I.C.A.	19,121,264.00	State and Local Fiscal Assistance Act Utilized	
JUDICIARY		Employee Fringe Benefits		Institutional Revenues	78,192,851.87
Superior Court-Low Division	6,835,627.00	Other Statutory Expenditures	200,000.00	Courts	1,359,576.63
County Courts	224,003.00	Ceto & Other Public Employment Programs		County Clerk & Register	2,445,412.91
County District Courts		COUNTY FUNCTIONS TOTAL	327,075,518.76	Surrogate	596,530.52
Juvenile and Domestic Relations Courts		CAPITAL IMPROVEMENTS *MEMO	2,100,000.00	Sheriff	1,320,500.86
Jury Commission and Jurors' Fees	688,510.00	DEBT SERVICE		Other Miscellaneous Revenues	24,886,817.26
Low Library	151,631.00	Principal Payments	26,535,485.05	Other Revenues, Revenue Sharing, Tax Effort	
Prosecutor's Office		Interest Payments	12,140,942.30	TOTAL	369,352,950.71
Surrogate's Office	706,377.00	DEFERRED CHARGES		Prior Years Surplus Appropriated	16,000,000.00
Probation Office	5,152,010.00	RESERVE FOR UNCOLLECTED TAXES		REVENUES TOTAL	385,352,950.71
County Clerk (Judicial Functions)		EXPENDITURES TOTAL	365,751,946.11	CURRENT FINANCES DECEMBER 31,	
Sheriff's Office (Judicial Functions)				ASSETS	
Other Judicial				Cash Dec. 31,	58,882,368.24
PUBLIC SAFETY		CAPITAL DEBT AUTHORIZED, DECEMBER 31,		Taxes Receivable	713,713.77
County Police	7,642,931.00	ISSUED AND UNISSUED GROSS DEBT	NET DEBT	Emergencies and Other Deferred Charges	
Sheriff's Office	7,005,575.00	School		State Aid Receivable	
Civil Defense and Disaster Control	1,041,649.00	Self-liquidating		Other Receivable	1,956,925.21
Environmental Inspection and Control		Other	344,956,720	TOTAL	61,553,007.22
Weights and Measures	1,451,152.00	Total	344,956,720	LIABILITIES, RESERVES, AND SURPLUS	
Correctional and Penal	15,838,383.00			Cash Liabilities	37,027,917.52
Other Public Safety	12,000.00			Reserves For Receivables	2,670,638.98
PUBLIC WORKS		ISSUED AND OUTSTANDING		Surplus Dec. 31,	21,854,450.72
Roads and Bridges, Streets, Drainage	34,000.00	School		TOTAL	61,553,007.22
State Aid Motor Vehicle Fund		Self-liquidating			
County Funds	1,572,201.00	Other	254,970,000.00		
Other Roads and Bridges		Total	254,970,000.00		
Public Buildings and Grounds					
Other Public Works	8,926,094.00	Equalized Valuation Basis			
HEALTH AND WELFARE		for Net Debt Computation	81,768,837,261.00		
County Health Department	1,363,255.00	CAPITAL OUTLAY TOTAL	37,324,530.87		
Mental Health Activities	22,560,432.00				
Tubercular Patient Care		Public Enterprises			
County Hospitals, Homes	97,123,609.00	Recreation—Culture	804,955.91		
County Aid to Hospitals		Public Works	11,420,543.10		
Health Clinics		Buildings and Grounds	4,927,905.00		
Mosquito Extermination	1,018,332.00	Library and Education	12,926,526.86		
Health Services Except Environmental	7,560,168.00	Conservation			
County Welfare Board	12,270,849.00	All Other			
Child Welfare					
Other Welfare Services	3,887,789.00				
RECREATION AND CONSERVATION					
Parks, Playgrounds, Shade Trees	7,409,289.00				
Land Reclamation and Conservation					
Other Recreational Services	45,600.00				

COUNTY BERGEN

COUNTY SEAT Hackensack City

Form of Government: Board of Chosen Freeholders 9 members

Number of Constituent Municipalities 70

Population Census 1980 845,385

Population Census 1990 825,380

Land Area - Square Miles 234.57

Net Value on which County Taxes are Apportioned 85,243,752,850

Tax Rate per \$100 .233

Tax Levy 198,936,874.64

Distribution of Ratables:

Class	Line Items	Assessed Valuation	% of Valuation
Vacant Land	10,495	1,608,950,390	2.39
Residential	232,661	48,177,356,794	71.54
Farm	213	31,051,050	.04
Commercial	10,880	9,688,367,125	14.39
Industrial	2,941	4,984,625,038	7.40
Apartments	1,600	2,854,207,305	4.24
<hr/>			
TOTAL			
	258,790	67,344,557,702	100.00

Bond Ratings:

Moody's AAA

Standard & Poors ---

BERGEN COUNTY



0300

Population 1980 **362,542**Population 1990 **395,066**S & P Rating **AA**Moody Rating **AA**Land Area **817.64**Sq. Miles **18,675,334,068**

Net Valuation Taxable

16,920,376,955

Net Valuation on Which County Taxes

are apportioned:

BURLINGTON COUNTY - Class 2 -

Form of Government

Board of Chosen Freeholders

Number of Members - 5

PER CAPITA:

Gross Debt **868.66**Net Debt **468.12**Debt Service **45.35**Total Tax Levy **257.43**County Functions: **366.37**

PER CENT:

Gross Debt **1.94**Net Debt **1.04**

EXPENDITURES		EXPENDITURES (cont'd.)		REVENUES REALIZED	
GENERAL GOVERNMENT		EDUCATION (excluding schools)		Property Taxes	
Governing Body and Public Boards	4,575,968.00	County Superintendent of Schools	232,302.00		101,701,962.90
County Clerk	858,967.00	Vocational Schools	6,610,312.00	Financial Business Tax	
Financial Administration	864,818.62	County College	9,740,337.00	Franchise Tax	
Board of Taxation	204,932.00	County Extension Services	193,948.00	Bank Corp. Tax	
Planning, Housing, Development		Libraries		Other Miscellaneous Taxes	
Human Resources	3,731,348.00	Other Educational Services	2,746,593.50	State Aid Revenues	20,662,469.80
Elections	1,022,622.00	STATUTORY EXPENDITURES		Federal Aid Revenues	150,034.54
General Administration	6,724,824.00	Pensions and F.I.C.A.	6,635,235.75	State and Local Fiscal Assistance Act Utilized	
JUDICIARY		Employee Fringe Benefits	7,797,206.00	Institutional Revenues	8,448,090.90
Superior Court-Low Division	3,186,812.00	Other Statutory Expenditures	150,000.00	Courts	278,136.50
County Courts	65,212.00	Ceto & Other Public Employment Programs		County Clerk & Register	2,376,786.63
County District Courts		COUNTY FUNCTIONS TOTAL	121,813,798.59	Surrogate	172,226.76
Juvenile and Domestic Relations Courts		CAPITAL IMPROVEMENTS *MEMO	4,934,642.14	Sheriff	391,865.10
Jury Commission and Jurors' Fees	103,946.00	DEBT SERVICE		Other Miscellaneous Revenues	10,412,146.88
Low Library	32,000.00	Principal Payments	10,002,000.00	Other Revenues, Revenue Sharing, Tax Effort	
Prosecutor's Office	4,244,848.00	Interest Payments	7,913,820.63	TOTAL	144,593,720.01
Surrogate's Office	239,762.00	DEFERRED CHARGES	5,011,564.61	Prior Years Surplus Appropriated	8,188,000.00
Probation Office	4,187,927.00	RESERVE FOR UNCOLLECTED TAXES		REVENUES TOTAL	152,781,720.01
County Clerk (Judicial Functions)	139,741.00	EXPENDITURES TOTAL	144,741,183.83	CURRENT FINANCES DECEMBER 31,	
Sheriff's Office (Judicial Functions)	240,000.00			ASSETS	
Other Judicial		CAPITAL DEBT AUTHORIZED, DECEMBER 31,		Cash Dec. 31,	22,535,958.38
PUBLIC SAFETY		ISSUED AND UNISSUED GROSS DEBT	NET DEBT	Taxes Receivable	
County Police	460,470.00	School		Emergencies and Other Deferred Charges	
Sheriff's Office	1,495,249.00	Self-liquidating	147,932,000	State Aid Receivable	5,807,880.07
Civil Defense and Disaster Control	3,740,304.13	Other	195,245,562	Other Receivable	522,592.53
Environmental Inspection and Control	9,084.00	Total	343,177,562	TOTAL	28,866,430.98
Weights and Measures	122,116.00			LIABILITIES RESERVES, AND SURPLUS	
Correctional and Penal	9,577,084.00	ISSUED AND OUTSTANDING		Cash Liabilities	16,897,461.23
Other Public Safety	285,966.00	School		Reserves For Receivables	522,592.53
PUBLIC WORKS		Self-liquidating	106,508,000.00	Surplus Dec. 31,	11,446,377.22
Roads and Bridges, Streets, Drainage		Other	118,727,000.00	TOTAL	28,866,430.98
State Aid Motor Vehicle Fund		Total	225,235,000.00		
County Funds	6,590,370.68	Equalized Valuation Basis			
Other Roads and Bridges		for Net Debt Computation	17,708,345,250.00		
Public Buildings and Grounds	3,459,284.00	CAPITAL OUTLAY TOTAL	25,554,353.01		
Other Public Works	45,501.75				
HEALTH AND WELFARE		Public Enterprises			
County Health Department	372,112.00	Recreation—Culture			
Mental Health Activities	6,405,450.38	Public Works	10,183,028.36		
Tubercular Patient Care		Buildings and Grounds	11,051,421.58		
County Hospitals, Homes		Library and Education	1,946,256.83		
County Aid to Hospitals	11,167,426.00	Conservation	2,373,646.24		
Health Clinics		All Other			
Mosquito Extermination	1,064,361.00				
Health Services Except Environmental	3,835,671.00				
County Welfare Board	7,571,873.78				
Child Welfare	68,000.00				
Other Welfare Services	968,088.00				
RECREATION AND CONSERVATION					
Parks, Playgrounds, Shade Trees	8,725.00				
Land Reclamation and Conservation	30,000.00				
Other Recreational Services	7,000.00				

COUNTY BURLINGTON

COUNTY SEAT Mount Holly Township

Form of Government: Board of Chosen Freeholders 5 members

Number of Constituent Municipalities 40

Population Census 1980 362,542

Population Census 1990 395,066

Land Area - Square Miles 817.64

Net Value on which County Taxes are Apportioned 18,675,334,068

Tax Rate per \$100 .545

Tax Levy 101,701,962.90

Distribution of Ratables:

Class	Line Items	Assessed Valuation	% of Valuation
Vacant Land	23,447	702,607,060	4.19
Residential	111,439	12,077,282,079	72.05
Farm	5,137	298,841,221	1.78
Commercial	4,724	2,377,773,595	14.19
Industrial	634	774,828,910	4.62
Apartments	347	530,412,500	3.16
<hr/>			
TOTAL	145,728	16,761,745,365	100.00

Bond Ratings:

Moody's AA

Standard & Poors AA



0400

Population 1980 471,650

Population 1990 502,824

S & P Rating A-

Moody Rating AAA

Land Area 222.01

Sq. Miles 18,895,820,896

Net Valuation Taxable

9,499,513,969

Net Valuation on Which County Taxes

are apportioned:

CAMDEN COUNTY - Class 2 -

Form of Government

Board of Chosen Freeholders

Number of Members - 7

PER CAPITA:

Gross Debt 505.81

Net Debt 499.07

Debt Service 37.00

Total Tax Levy 317.78

County Functions: 468.60

PER CENT:

Gross Debt 1.41

Net Debt 1.39

EXPENDITURES		EXPENDITURES (cont'd.)		REVENUES REALIZED	
GENERAL GOVERNMENT		EDUCATION (excluding schools)		Property Taxes	159,785,794.50
Governing Body and Public Boards	3,463,702.00	County Superintendent of Schools	202,488.00	Financial Business Tax	
County Clerk	3,371,277.00	Vocational Schools	8,050,942.00	Franchise Tax	
Financial Administration	913,380.00	County College	8,300,000.00	Bank Corp. Tax	
Board of Taxation	166,596.00	County Extension Services	346,636.00	Other Miscellaneous Taxes	
Planning, Housing, Development	3,004,222.00	Libraries		State Aid Revenues	43,181,699.43
Human Resources	4,711,725.60	Other Educational Services	569,464.00	Federal Aid Revenues	60,290.50
Elections	1,911,875.00	STATUTORY EXPENDITURES		State and Local Fiscal Assistance Act Utilized	
General Administration	14,257,579.00	Pensions and F.I.C.A.	12,534,417.36	Institutional Revenues	175,436.96
JUDICIARY		Employee Fringe Benefits	12,872,003.00	Courts	856,872.97
Superior Court-Low Division	1,526,627.00	Other Statutory Expenditures		County Clerk & Register	2,221,504.96
County Courts	10,725,141.00	Ceto & Other Public Employment Programs		Surrogate	251,792.38
County District Courts		COUNTY FUNCTIONS TOTAL	215,293,986.34	Sheriff	605,149.99
Jury Commission and Jurors' Fees	157,400.00	CAPITAL IMPROVEMENTS *MEMO	1,175,000.00	Other Miscellaneous Revenues	20,863,767.54
Low Library	31,000.00	DEBT SERVICE		Other Revenues, Revenue Sharing, Tax Effort	
Prosecutor's Office	8,186,876.00	Principal Payments	10,746,000.00	TOTAL	228,002,309.23
Surrogate's Office	441,264.00	Interest Payments	7,856,983.50	Prior Years Surplus Appropriated	10,952,649.00
Probation Office	7,168,881.00	DEFERRED CHARGES	1,726,727.25	REVENUES TOTAL	238,954,958.23
County Clerk (Judicial Functions)	665,046.00	RESERVE FOR UNCOLLECTED TAXES		CURRENT FINANCES DECEMBER 31,	
Sheriff's Office (Judicial Functions)	2,207,282.00	EXPENDITURES TOTAL	235,623,697.09	ASSETS	
Other Judicial	564,283.00			Cash Dec. 31,	21,622,407.06
PUBLIC SAFETY		CAPITAL DEBT AUTHORIZED, DECEMBER 31,		Taxes Receivable	
County Police	5,869,883.00	ISSUED AND UNISSUED GROSS DEBT	NET DEBT	Emergencies and Other Deferred Charges	1,629,163.54
Sheriff's Office	5,566,400.00	School		State Aid Receivable	8,851,393.02
Civil Defense and Disaster Control		Self-liquidating		Other Receivable	32,102,963.62
Environmental Inspection and Control		Other	254,332,020	TOTAL	
Weights and Measures	315,879.02	Total	254,332,020	LIABILITIES RESERVES, AND SURPLUS	
Correctional and Penal	13,998,469.55			Cash Liabilities	12,329,326.56
Other Public Safety		ISSUED AND OUTSTANDING		Reserves For Receivables	8,851,393.02
PUBLIC WORKS		School		Surplus Dec. 31,	10,922,244.04
Roads and Bridges, Streets, Drainage		Self-liquidating		TOTAL	32,102,963.62
State Aid Motor Vehicle Fund		Other	182,685,550.00		
County Funds	5,820,642.00	Total	182,685,550.00		
Other Roads and Bridges		Equalized Valuation Basis			
Public Buildings and Grounds		for Net Debt Computation	18,066,873,407.00		
Other Public Works	1,390,859.00	CAPITAL OUTLAY TOTAL	78,126,591.60		
HEALTH AND WELFARE		Public Enterprises			
County Health Department	364,857.00	Recreation—Culture			
Mental Health Activities	12,579,819.20	Public Works	394,182.58		
Tubercular Patient Care	26,000.00	Buildings and Grounds	74,684,551.63		
County Hospitals, Homes		Library and Education	3,047,857.39		
County Aid to Hospitals		Conservation			
Health Clinics		All Other			
Mosquito Extermination	550,741.00				
Health Services Except Environmental	18,321,572.33				
County Welfare Board	33,419,211.00				
Child Welfare	2,570,370.00				
Other Welfare Services	3,040,593.28				
RECREATION AND CONSERVATION					
Parks, Playgrounds, Shade Trees	4,761,955.00				
Land Reclamation and Conservation	336,628.00				
Other Recreational Services	10,000.00				

COUNTY CAMDEN

COUNTY SEAT Camden City

Form of Government: Board of Chosen Freeholders 7 Members

Number of Constituent Municipalities 37

Population Census 1980 471,650

Population Census 1990 502,824

Land Area - Square Miles 222.01

Net Value on which County Taxes are Apportioned 18,895,820,896

Tax Rate per \$100 .846

Tax Levy 159,785,794.50

Distribution of Ratables:

Class	Line Items	Assessed Valuation	% of Valuation
Vacant Land	17,855	251,722,984	2.68
Residential	143,035	6,593,963,054	70.14
Farm	1,165	19,867,980	.21
Commercial	7,677	1,736,172,894	18.47
Industrial	769	382,972,269	4.07
Apartments	563	416,797,079	4.43
<hr/>			
TOTAL	171,064	9,401,496,260	100.00

Bond Ratings:

Moody's AAA

Standard & Poors A-

CAMDEN COUNTY



0500

Population 1980 82,266

Population 1990 95,089

S & P Rating A

Moody Rating AAA

Land Area 263.37 Sq. Miles

Net Valuation Taxable

11,891,769,249

Net Valuation on Which County Taxes

are apportioned:

12,693,901,080

CAPE MAY COUNTY - Class 6 -
Form of Government
Board of Chosen Freeholders
Number of Members - 5

PER CAPITA:

Gross Debt 3,489.18

Net Debt 933.09

Debt Service 79.15

Total Tax Levy 518.90

County Functions: 723.12

PER CENT:

Gross Debt 2.73

Net Debt .73

EXPENDITURES		EXPENDITURES (cont'd.)		REVENUES REALIZED	
GENERAL GOVERNMENT		EDUCATION (excluding schools)		Property Taxes	49,341,967.00
Governing Body and Public Boards	659,500.59	County Superintendent of Schools	119,849.00	Financial Business Tax	
County Clerk	599,861.00	Vocational Schools		Franchise Tax	
Financial Administration	613,551.00	County College		Bank Corp. Tax	
Board of Taxation	185,449.00	County Extension Services	264,420.00	Other Miscellaneous Taxes	
Planning, Housing, Development	818,047.00	Libraries		State Aid Revenues	3,499,490.09
Human Resources	1,364,991.78	Other Educational Services	3,526,605.56	Federal Aid Revenues	733,375.19
Elections	452,802.96	STATUTORY EXPENDITURES		State and Local Fiscal Assistance Act Utilized	8,022.96
General Administration	5,605,025.75	Pensions and F.I.C.A.	3,630,845.00	Institutional Revenues	5,980,885.66
JUDICIARY		Employee Fringe Benefits	6,195,746.00	Courts	120,074.25
Superior Court-Low Division	996,726.00	Other Statutory Expenditures	4,000.00	County Clerk & Register	1,059,473.90
County Courts	273,265.70	Ceto & Other Public Employment Programs		Surrogate	85,772.53
County District Courts		COUNTY FUNCTIONS TOTAL	60,449,258.44	Sheriff	231,516.94
Juvenile and Domestic Relations Courts		CAPITAL IMPROVEMENTS *MEMO	900,000.00	Other Miscellaneous Revenues	7,245,903.83
Jury Commission and Jurors' Fees	291,495.00	DEBT SERVICE		Other Revenues, Revenue Sharing, Tax Effort	
Law Library	15,000.00	Principal Payments	4,680,000.00	TOTAL	68,306,482.35
Prosecutor's Office	1,593,188.00	Interest Payments	2,846,709.88	Prior Years Surplus Appropriated	5,850,000.00
Surrogate's Office	212,579.00	DEFERRED CHARGES	785,133.90	REVENUES TOTAL	74,156,482.35
Probation Office	852,161.00	RESERVE FOR UNCOLLECTED TAXES		CURRENT FINANCES DECEMBER 31,	
County Clerk (Judicial Functions)	458,016.00	EXPENDITURES TOTAL	68,761,102.22	ASSETS	
Sheriff's Office (Judicial Functions)	8,625.00	CAPITAL DEBT AUTHORIZED, DECEMBER 31,		Cash Dec. 31,	15,295,593.93
Other Judicial		ISSUED AND UNISSUED		Taxes Receivable	239,928.23
PUBLIC SAFETY		School		Emergencies and Other Deferred Charges	
County Police	463,504.66	Self-liquidating		State Aid Receivable	
Sheriff's Office	794,691.00	Other	331,782,492	Other Receivable	1,409,072.74
Civil Defense and Disaster Control	200,860.00	Total	331,782,492	TOTAL	16,944,594.90
Environmental Inspection and Control		ISSUED AND OUTSTANDING		LIABILITIES RESERVES, AND SURPLUS	
Weights and Measures	45,439.00	School		Cash Liabilities	6,156,409.52
Correctional and Penal	2,967,183.00	Self-liquidating		Reserves For Receivables	1,479,050.97
Other Public Safety	75,258.00	Other		Surplus Dec. 31,	9,309,134.41
PUBLIC WORKS		Total	295,158,212.00	TOTAL	16,944,594.90
Roads and Bridges, Streets, Drainage		Equalized Valuation Basis			
State Aid Motor Vehicle Fund		for Net Debt Computation	12,157,115,454.00		
County Funds	3,698,138.34	CAPITAL OUTLAY TOTAL	21,190,952.95		
Other Roads and Bridges		Public Enterprises			
Public Buildings and Grounds	3,145,702.45	Recreation—Culture			
Other Public Works	44,000.00	Public Works	2,660,201.52		
HEALTH AND WELFARE		Buildings and Grounds	8,881,776.29		
County Health Department	1,904,282.00	Library and Education	9,648,975.14		
Mental Health Activities	2,256,262.76	Conservation			
Tubercular Patient Care		All Other			
County Hospitals, Homes					
County Aid to Hospitals					
Health Clinics					
Mosquito Extermination	1,254,013.37				
Health Services Except Environmental	5,473,538.36				
County Welfare Board	6,458,604.20				
Child Welfare	84,171.10				
Other Welfare Services	1,391,116.19				
RECREATION AND CONSERVATION					
Parks, Playgrounds, Shade Trees	1,134,218.33				
Land Reclamation and Conservation	76,601.25				
Other Recreational Services	239,924.09				

COUNTY CAPE MAY

COUNTY SEAT Cape May Court House

Form of Government: Board of Chosen Freeholders 5 Members

Number of Constituent Municipalities 16

Population Census 1980 82,266

Population Census 1990 95,089

Land Area - Square Miles 263.37

Net Value on which County Taxes are Apportioned 12,693,901,080

Tax Rate per \$100 .389

Tax Levy 49,341,967.00

Distribution of Ratables:

Class	Line Items	Assessed Valuation	% of Valuation
Vacant Land	17,562	538,485,525	4.55
Residential	65,815	9,509,091,894	80.38
Farm	819	23,657,790	.20
Commercial	4,044	1,499,600,535	12.68
Industrial	34	18,894,500	.16
Apartments	941	239,875,864	2.03
<hr/>			
TOTAL	89,215	11,829,606,108	100.00

Bond Ratings:

Moody's AAA

Standard & Poors A



CAPE MAY COUNTY



0600

Population 1980 **132,866**Population 1990 **138,053**S & P Rating **A**Moody Rating **AAA**Land Area **501.73**Sq Miles **3,801,766,732**

Net Valuation Taxable

3,247,736,831

Net Valuation on Which County Taxes

are apportioned:

CUMBERLAND COUNTY - CLASS 3 -

Form of Government

Board of Chosen Freeholders

Number of Members - 7

PER CAPITA:

Gross Debt **394.45**Net Debt **224.17**Debt Service **35.64**Total Tax Levy **247.02**County Functions: **490.91**

PER CENT:

Gross Debt **1.52**Net Debt **.86**

EXPENDITURES		EXPENDITURES (cont'd.)		REVENUES REALIZED	
GENERAL GOVERNMENT		EDUCATION (excluding schools)		Property Taxes	34,101,980.31
Governing Body and Public Boards	256,074.83	County Superintendent of Schools	143,704.22	Financial Business Tax	
County Clerk	588,002.32	Vocational Schools	695,225.00	Franchise Tax	
Financial Administration	696,882.97	County College	2,183,653.95	Bank Corp. Tax	
Board of Taxation	93,090.00	County Extension Services	356,156.68	Other Miscellaneous Taxes	
Planning, Housing, Development	492,234.00	Libraries	434,402.90	State Aid Revenues	12,812,273.87
Human Resources	1,179,295.30	Other Educational Services	209,686.00	Federal Aid Revenues	6,303,363.53
Elections	138,131.66	STATUTORY EXPENDITURES		State and Local Fiscal Assistance Act Utilized	
General Administration	2,097,449.01	Pensions and F.I.C.A.	3,018,938.25	Institutional Revenues	6,481,066.57
JUDICIARY		Employee Fringe Benefits	4,160,000.00	Courts	96,649.25
Superior Court-Low Division	1,131,121.86	Other Statutory Expenditures	148,000.00	County Clerk & Register	537,682.39
County Courts	2,271,824.31	Ceto & Other Public Employment Programs		Surrogate	82,599.00
County District Courts		COUNTY FUNCTIONS TOTAL	62,776,967.08	Sheriff	11,233.24
Juvenile and Domestic Relations Courts		CAPITAL IMPROVEMENTS *MEMO	60,000.00	Other Miscellaneous Revenues	7,125,990.37
Jury Commission and Jurors' Fees	112,205.59	DEBT SERVICE		Other Revenues, Revenue Sharing, Tax Effort	
Low Library	21,500.00	Principal Payments	2,875,000.00	TOTAL	67,552,838.53
Prosecutor's Office	1,432,622.15	Interest Payments	2,045,518.50	Prior Years Surplus Appropriated	2,755,967.76
Surrogate's Office		DEFERRED CHARGES	74,671.77	REVENUES TOTAL	70,308,806.29
Probation Office	1,327,128.81	RESERVE FOR UNCOLLECTED TAXES		CURRENT FINANCES DECEMBER 31,	
County Clerk (Judicial Functions)	275,114.28	EXPENDITURES TOTAL	67,772,157.35	ASSETS	
Sheriff's Office (Judicial Functions)	533,487.46			Cash Dec. 31,	8,778,308.98
Other Judicial				Taxes Receivable	
PUBLIC SAFETY		CAPITAL DEBT AUTHORIZED, DECEMBER 31,		Emergencies and Other Deferred Charges	
County Police	311,179.00	ISSUED AND UNISSUED GROSS DEBT	NET DEBT	State Aid Receivable	
Sheriff's Office	1,041,095.25	School		Other Receivable	252,640.88
Civil Defense and Disaster Control	170,504.00	Self-liquidating		TOTAL	9,030,949.86
Environmental Inspection and Control		Other	54,454,411		
Weights and Measures	100,399.17	Total	54,454,411	LIABILITIES RESERVES, AND SURPLUS	
Correctional and Penal	5,563,370.11			Cash Liabilities	3,921,969.64
Other Public Safety				Reserves For Receivables	252,640.88
PUBLIC WORKS		ISSUED AND OUTSTANDING		Surplus Dec. 31,	4,856,339.34
Roads and Bridges, Streets, Drainage	1,323,300.49	School		TOTAL	9,030,949.86
State Aid Motor Vehicle Fund		Self-liquidating			
County Funds	2,056,290.50	Other	48,950,000.00		
Other Roads and Bridges		Total	48,950,000.00		
Public Buildings and Grounds	1,478,746.80	Equalized Valuation Basis for Net Debt Computation	3,586,447,839.00		
Other Public Works	156,828.00	CAPITAL OUTLAY TOTAL	2,056,480.40		
HEALTH AND WELFARE					
County Health Department	120,711.45	Public Enterprises			
Mental Health Activities	5,029,965.66	Recreation—Culture			
Tubercular Patient Care		Public Works	60,942.77		
County Hospitals, Homes		Buildings and Grounds	1,995,537.63		
County Aid to Hospitals	243,650.00	Library and Education			
Health Clinics	9,000.00	Conservation			
Mosquito Extermination	325,541.83	All Other			
Health Services Except Environmental	8,249,832.26				
County Welfare Board	11,983,964.00				
Child Welfare					
Other Welfare Services	38,800.01				
RECREATION AND CONSERVATION					
Parks, Playgrounds, Shade Trees					
Land Reclamation and Conservation	523,087.00				
Other Recreational Services	54,770.00				

COUNTY Cumberland

COUNTY SEAT Bridgeton City

Form of Government: Board of Chosen Freeholders 7 Members

Number of Constituent Municipalities 14

Population Census 1980 132,866

Population Census 1990 138,053

Land Area - Square Miles 501.73

Net Value on which County Taxes are Apportioned 3,801,766,732

Tax Rate per \$100 .897

Tax Levy 34,101,980.31

Distribution of Ratables:

Class	Line Items	Assessed Valuation	% of Valuation
Vacant Land	17,777	159,626,670	4.98
Residential	35,784	2,196,993,638	68.59
Farm	4,465	142,221,035	4.44
Commercial	2,554	432,205,350	13.49
Industrial	268	183,267,730	5.72
Apartments	153	88,772,500	2.77
<hr/>			
TOTAL	61,001	3,203,086,923	100.00

Bond Ratings:

Moody's AAA

Standard & Poor's A



CUMBERLAND COUNTY



0700

Population 1980 **851,116**Population 1990 **778,206**

S & P Rating

Moody Rating **AAA**Land Area **127.44**

Net Valuation Taxable

16,494,258,900

Net Valuation on Which County Taxes

are apportioned:

Sq. Miles 40,174,900,428

ESSEX COUNTY - Class 1 -
Form of Government
County Exec. Plan - (O.C.C.L - 1972)
Number of Members - 9

PER CAPITA:

Gross Debt **796.81**Net Debt **365.20**Debt Service **65.47**Total Tax Levy **296.19**County Functions: **626.76**

PER CENT:

Gross Debt 1.60

Net Debt .73

EXPENDITURES		EXPENDITURES (cont'd.)		REVENUES REALIZED	
GENERAL GOVERNMENT		EDUCATION (excluding schools)		Property Taxes	230,498,553.53
Governing Body and Public Boards	169,462.00	County Superintendent of Schools	319,791.00	Financial Business Tax	
County Clerk	2,262,324.00	Vocational Schools	8,220,500.00	Franchise Tax	1,649,516.96
Financial Administration	6,942,619.00	County College	12,103,589.00	Bank Corp. Tax	
Board of Taxation	445,641.00	County Extension Services		Other Miscellaneous Taxes	
Planning, Housing, Development	4,162,635.00	Libraries		State Aid Revenues	125,265,414.17
Human Resources	9,105,576.00	Other Educational Services	566,727.00	Federal Aid Revenues	6,237,809.36
Elections	2,658,353.00	STATUTORY EXPENDITURES		State and Local Fiscal Assistance Act Utilized	
General Administration	24,023,376.00	Pensions and F.I.C.A.	26,263,638.00	Institutional Revenues	2,350,433.73
JUDICIARY		Employee Fringe Benefits	25,093,400.00	Courts	1,592,584.80
Superior Court-Law Division		Other Statutory Expenditures	1,486,738.00	County Clerk & Register	3,385,637.03
County Courts	23,312,957.00	Ceta & Other Public Employment Programs		Surrogate	473,105.97
County District Courts		COUNTY FUNCTIONS TOTAL	399,433,559.03	Sheriff	1,207,957.61
Juvenile and Domestic Relations Courts		CAPITAL IMPROVEMENTS *MEMO	800,000.00	Other Miscellaneous Revenues	110,473,472.64
Jury Commission and Jurors' Fees	1,611,245.00	DEBT SERVICE		Other Revenues, Revenue Sharing, Tax Effort	
Law Library	177,947.00	Principal Payments	22,137,000.00	TOTAL	483,134,485.80
Prosecutor's Office	21,116,777.00	Interest Payments	28,810,027.69	Prior Years Surplus Appropriated	
Surrogate's Office	906,243.00	DEFERRED CHARGES	37,368,067.70	REVENUES TOTAL	483,134,485.80
Probation Office		RESERVE FOR UNCOLLECTED TAXES		CURRENT FINANCES DECEMBER 31,	
County Clerk (Judicial Functions)	3,754,064.00	EXPENDITURES TOTAL	487,748,654.42	ASSETS	
Sheriff's Office (Judicial Functions)				Cash Dec. 31,	13,874,425.55
Other Judicial				Taxes Receivable	343,197.81
PUBLIC SAFETY		CAPITAL DEBT AUTHORIZED, DECEMBER 31,		Emergencies and Other Deferred Charges	105,028.67
County Police	3,808,508.00	ISSUED AND UNISSUED		State Aid Receivable	
Sheriff's Office	17,704,122.00	School		Other Receivable	4,372,054.39
Civil Defense and Disaster Control		Self-liquidating		TOTAL	18,694,706.42
Environmental Inspection and Control		Other	620,085,078	LIABILITIES RESERVES, AND SURPLUS	
Weights and Measures	2,781,437.00	Total	620,085,078	Cash Liabilities	13,656,301.10
Correctional and Penal	32,929,706.00			Reserves For Receivables	4,715,252.20
Other Public Safety	1,175.00			Surplus Dec. 31,	323,153.12
PUBLIC WORKS		ISSUED AND OUTSTANDING		TOTAL	18,694,706.42
Roads and Bridges, Streets, Drainage		School			
State Aid Motor Vehicle Fund		Self-liquidating			
County Funds	5,291,619.00	Other			
Other Roads and Bridges		Total	577,322,103.25		
Public Buildings and Grounds	13,063,484.00		577,322,103.25		
Other Public Works	2,935,237.00	Equalized Valuation Basis			
HEALTH AND WELFARE		for Net Debt Computation	38,786,344,011.00		
County Health Department	915,571.00	CAPITAL OUTLAY TOTAL			
Mental Health Activities	23,823,053.00	Public Enterprises			
Tubercular Patient Care		Recreation—Culture	196,803.06		
County Hospitals, Homes	29,635,189.00	Public Works	7,320,837.14		
County Aid to Hospitals		Buildings and Grounds	3,704,446.66		
Health Clinics		Library and Education	496,040.00		
Mosquito Extermination		Conservation			
Health Services Except Environmental	11,816,508.36	All Other			
County Welfare Board	68,250,977.67				
Child Welfare	259,980.00				
Other Welfare Services					
RECREATION AND CONSERVATION					
Parks, Playgrounds, Shade Trees	10,914,789.00				
Land Reclamation and Conservation	269,484.00				
Other Recreational Services	329,117.00				

COUNTY Essex

COUNTY SEAT Newark City

Form of Government: *Board of Chosen Freeholders 9 Members

Number of Constituent Municipalities 22

Population Census 1980 851,116

Population Census 1990 778,206

Land Area - Square Miles 127.44

Net Value on which County Taxes are Apportioned 40,174,900,428

Tax Rate per \$100 .574

Tax Levy 230,498,553.53

Distribution of Ratables:

Class	Line Items	Assessed Valuation	% of Valuation
Vacant Land	9,667	250,785,400	1.53
Residential	142,761	11,442,396,700	69.93
Farm	44	2,580,800	.01
Commercial	11,638	2,727,230,500	16.67
Industrial	2,372	1,298,466,900	7.94
Apartments	2,746	641,072,200	3.92
<hr/>			
TOTAL	169,228	16,362,532,500	100.00

Bond Ratings:

Moody's AAA

Standard & Poors --



ESSEX COUNTY



*County Executive Plan - Optional County Charter Law, 1972

0800

Population 1980 **199,917**Population 1990 **230,082**S & P Rating **AA-**Moody Rating **AAA**Land Area **328.36**

Net Valuation Taxable

7,260,221,349

Net Valuation on Which County Taxes

are apportioned:

Sq. Miles 9,390,447,326

GLOUCESTER COUNTY - Class 3 -
Form of Government
Board of Chosen Freeholders
Number of Members - 7

PER CAPITA:

Gross Debt **330.04**Net Debt **282.06**Debt Service **31.56**Total Tax Levy **254.96**County Functions: **392.29**

PER CENT:

Gross Debt **.87**Net Debt **.74**

EXPENDITURES		EXPENDITURES (cont'd.)		REVENUES REALIZED	
GENERAL GOVERNMENT		EDUCATION (excluding schools)		Property Taxes	58,662,541.88
Governing Body and Public Boards	672,133.00	County Superintendent of Schools	206,417.00	Financial Business Tax	
County Clerk	655,391.00	Vocational Schools	2,540,000.00	Franchise Tax	
Financial Administration	469,798.00	County College	6,659,279.00	Bank Corp. Tax	
Board of Taxation	163,201.00	County Extension Services	271,177.00	Other Miscellaneous Taxes	
Planning, Housing, Development	1,445,489.00	Libraries	1,105.00	State Aid Revenues	6,427,001.26
Human Resources	945,189.00	Other Educational Services	424,507.00	Federal Aid Revenues	1,381,354.00
Elections	770,429.00	STATUTORY EXPENDITURES		State and Local Fiscal Assistance Act Utilized	
General Administration	7,549,967.17	Pensions and F.I.C.A.	5,023,020.00	Institutional Revenues	3,625,901.00
JUDICIARY		Employee Fringe Benefits	5,749,000.00	Courts	161,300.14
Superior Court-Low Division	1,669,396.00	Other Statutory Expenditures		County Clerk & Register	1,397,091.52
County Courts	165,479.00	Ceto & Other Public Employment Programs		Surrogate	117,427.83
County District Courts		COUNTY FUNCTIONS TOTAL	82,913,915.25	Sheriff	253,066.04
Juvenile and Domestic Relations Courts		CAPITAL IMPROVEMENTS *MEMO	510,000.00	Other Miscellaneous Revenues	14,694,074.65
Jury Commission and Jurors' Fees	172,447.00	DEBT SERVICE		Other Revenues, Revenue Sharing, Tax Effort	
Low Library	35,749.00	Principal Payments	3,521,000.00	TOTAL	86,719,758.32
Prosecutor's Office	2,998,958.00	Interest Payments	3,740,176.72	Prior Years Surplus Appropriated	10,000,000.00
Surrogate's Office	267,687.00	DEFERRED CHARGES	84,417.15	REVENUES TOTAL	96,719,758.32
Probation Office	3,128,781.00	RESERVE FOR UNCOLLECTED TAXES		CURRENT FINANCES DECEMBER 31,	
County Clerk (Judicial Functions)	553,956.00	EXPENDITURES TOTAL	90,259,509.12	ASSETS	
Sheriff's Office (Judicial Functions)				Cash Dec. 31,	23,807,510.96
Other Judicial		CAPITAL DEBT AUTHORIZED, DECEMBER 31,		Taxes Receivable	
PUBLIC SAFETY		ISSUED AND UNISSUED GROSS DEBT	NET DEBT	Emergencies and Other Deferred Charges	
County Police	466,960.00	School		State Aid Receivable	3,366,064.00
Sheriff's Office	2,056,230.00	Self-liquidating		Other Receivable	
Civil Defense and Disaster Control	61,750.00	Other	75,937,383	TOTAL	27,173,574.96
Environmental Inspection and Control		Total	75,937,383	LIABILITIES RESERVES, AND SURPLUS	
Weights and Measures	82,555.00			Cash Liabilities	11,293,688.73
Correctional and Penal	4,333,066.00	ISSUED AND OUTSTANDING		Reserves For Receivables	824.47
Other Public Safety	73,296.00	School		Surplus Dec. 31,	15,879,061.76
PUBLIC WORKS		Self-liquidating		TOTAL	27,173,574.96
Roads and Bridges, Streets, Drainage	1,333,500.00	Other			
State Aid Motor Vehicle Fund		Total	58,059,995.05		
County Funds	3,426,096.00		58,059,995.05		
Other Roads and Bridges		Equalized Valuation Basis			
Public Buildings and Grounds	4,000,868.00	for Net Debt Computation	8,776,803,300.00		
Other Public Works	1,056,784.00	CAPITAL OUTLAY TOTAL	13,899,064.75		
HEALTH AND WELFARE					
County Health Department	233,917.00	Public Enterprises			
Mental Health Activities	4,172,045.00	Recreation—Culture	653,907.31		
Tubercular Patient Care		Public Works	3,887,894.09		
County Hospitals, Homes		Buildings and Grounds	9,357,263.35		
County Aid to Hospitals		Library and Education			
Health Clinics		Conservation			
Mosquito Extermination		All Other			
Health Services Except Environmental	2,976,423.00				
County Welfare Board	13,316,625.83				
Child Welfare					
Other Welfare Services	260,897.53				
RECREATION AND CONSERVATION					
Parks, Playgrounds, Shade Trees	1,375,829.00				
Land Reclamation and Conservation	1,148,517.72				
Other Recreational Services					

COUNTY GLOUCESTER

COUNTY SEAT Woodbury City

Form of Government: Board of Chosen Freeholders 7 Members

Number of Constituent Municipalities 24

Population Census 1980 199,917

Population Census 1990 230,082

Land Area - Square Miles 328.36

Net Value on which County Taxes are Apportioned 9,390,447,326

Tax Rate per \$100 .625

Tax Levy 58,662,541.88

Distribution of Ratables:

Class	Line Items	Assessed Valuation	% of Valuation
Vacant Land	15,573	308,084,100	4.28
Residential	65,877	4,873,153,100	67.76
Farm	4,867	158,707,845	2.21
Commercial	3,428	1,206,136,900	16.77
Industrial	175	479,164,800	6.66
Apartments	186	166,845,100	2.32
TOTAL	90,106	7,192,091,845	100.00

Bond Ratings:

Moody's AAA

Standard & Poors AA-



GLOUCESTER COUNTY



0900

Population 1980 **556,972**
 Population 1990 **553,099**
 S & P Rating **A+**
 Moody Rating **AAA**
 Land Area **46.42** Sq. Miles

Net Valuation Taxable
 18,037,516,341
 Net Valuation on Which County Taxes
 are apportioned:
 25,223,226,420

HUDSON COUNTY - Class 1 -
 Form of Government
 County Exec. Plan - (O.C.C.L. - 1972)
 Number of Members - 9

PER CAPITA:
 Gross Debt **482.10**
 Net Debt **174.80**
 Debt Service **7.71**
 Total Tax Levy **232.73**
 County Functions: **515.22**

PER CENT:
 Gross Debt **1.11**
 Net Debt **.40**

EXPENDITURES		EXPENDITURES (cont'd.)		REVENUES REALIZED	
GENERAL GOVERNMENT		EDUCATION (excluding schools)		Property Taxes	128,724,299.00
Governing Body and Public Boards		County Superintendent of Schools	176,525.00	Financial Business Tax	
County Clerk	1,724,948.50	Vocational Schools	12,553,482.00	Franchise Tax	
Financial Administration	1,069,428.00	County College	5,259,852.50	Bank Corp. Tax	
Board of Taxation	282,798.00	County Extension Services		Other Miscellaneous Taxes	
Planning, Housing, Development	2,824,604.00	Libraries		State Aid Revenues	52,622,056.64
Human Resources	4,904,990.63	Other Educational Services	415,485.00	Federal Aid Revenues	16,815,356.98
Elections	2,653,045.00	STATUTORY EXPENDITURES		State and Local Fiscal Assistance Act Utilized	
General Administration	10,444,583.00	Pensions and F.I.C.A.	18,943,276.00	Institutional Revenues	29,878,313.19
JUDICIARY		Employee Fringe Benefits	18,075,000.00	Courts	614,138.76
Superior Court-Law Division		Other Statutory Expenditures	56,000.00	County Clerk & Register	1,450,748.54
County Courts	7,243,069.00	Ceta & Other Public Employment Programs		Surrogate	194,143.11
County District Courts		COUNTY FUNCTIONS TOTAL	260,465,879.22	Sheriff	584,834.89
Juvenile and Domestic Relations Courts		CAPITAL IMPROVEMENTS *MEMO	1,000,000.00	Other Miscellaneous Revenues	35,524,424.63
Jury Commission and Jurors' Fees	516,845.00	DEBT SERVICE		Other Revenues, Revenue Sharing, Tax Effort	
Law Library		Principal Payments	2,240,000.00	TOTAL	266,408,315.74
Prosecutor's Office	10,496,740.00	Interest Payments	2,024,862.75	Prior Years Surplus Appropriated	28,894,522.00
Surrogate's Office	600,573.00	DEFERRED CHARGES	20,238,245.38	REVENUES TOTAL	295,302,837.74
Probation Office	6,073,629.00	RESERVE FOR UNCOLLECTED TAXES			
County Clerk (Judicial Functions)	1,330,345.00			CURRENT FINANCES DECEMBER 31,	
Sheriff's Office (Judicial Functions)		EXPENDITURES- TOTAL	284,968,987.35	ASSETS	
Other Judicial				Cash Dec. 31,	38,533,837.12
PUBLIC SAFETY		CAPITAL DEBT AUTHORIZED, DECEMBER 31,		Toxes Receivable	
County Police	6,789,651.04	ISSUED AND UNISSUED GROSS DEBT	NET DEBT	Emergencies and Other Deferred Charges	200,000.00
Sheriff's Office	6,066,607.00	School 3,975,000	3,975,000	State Aid Receivable	
Civil Defense and Disaster Control	152,036.00	Self-liquidating 100,000,000		Other Receivable	12,919,321.05
Environmental Inspection and Control		Other 162,671,344	92,709,044	TOTAL	51,653,158.17
Weights and Measures	1,847,809.00	Total 266,646,344	96,684,044	LIABILITIES RESERVES, AND SURPLUS	
Correctional and Penal	20,833,048.00			Cash Liabilities	30,265,147.13
Other Public Safety	6,000.00	ISSUED AND OUTSTANDING		Reserves For Receivables	3,662,084.00
PUBLIC WORKS		School	3,560,000.00	Surplus Dec. 31,	17,725,927.04
Roads and Bridges, Streets, Drainage		Self-liquidating		TOTAL	51,653,158.17
State Aid Motor Vehicle Fund		Other			
County Funds	2,463,788.00	Total	77,581,220.80		
Other Roads and Bridges		Equalized Valuation Basis			
Public Buildings and Grounds	7,440,300.00	for Net Debt Computation	23,952,019,168.00		
Other Public Works	744,070.00	CAPITAL OUTLAY TOTAL	61,175,988.72		
HEALTH AND WELFARE					
County Health Department	259,716.00	Public Enterprises	17,872,199.00		
Mental Health Activities	23,043,371.00	Recreation—Culture	6,351,312.63		
Tubercular Patient Care		Public Works	1,125,411.45		
County Hospitals, Homes	629,283.00	Buildings and Grounds	35,737,047.64		
County Aid to Hospitals	34,113,599.00	Library and Education	90,018.00		
Health Clinics	143,164.00	Conservation			
Mosquito Extermination		All Other			
Health Services Except Environmental	8,716,129.00				
County Welfare Board	37,657,193.55				
Child Welfare					
Other Welfare Services	303,546.00				
RECREATION AND CONSERVATION					
Parks, Playgrounds, Shade Trees	3,359,337.00				
Land Reclamation and Conservation	252,013.00				
Other Recreational Services					

COUNTY HUDSON

COUNTY SEAT Jersey City

Form of Government: *Board of Chosen Freeholders 9 Members

Number of Constituent Municipalities 12

Population Census 1980 556,972

Population Census 1990 553,099

Land Area - Square Miles 46.42

Net Value on which County Taxes are Approtioned 25,223,226,420

Tax Rate \$100 .510

Tax Levy 128,724,299.00

Distribution of Ratables:

Class	Line Items	Assessed Valuation	% of Valuation
Vacant Land	7,584	973,944,945	5.43
Residential	81,768	8,411,471,718	46.92
Farm	-0-	-0-	-0-
Commercial	10,376	3,770,582,283	21.03
Industrial	2,493	3,423,512,805	19.10
Apartments	4,218	1,349,323,725	7.53
<hr/>			
TOTAL	106,439	17,928,835,476	100.00

Bond Ratings:

Moody's AAA

Standard & Poors A+



1000

Population 1980 87,361

Population 1990 107,776

S & P Rating

Moody Rating AA

Land Area 429.66

Net Valuation Taxable

9,313,461,770

Net Valuation on Which County Taxes

are apportioned:

Sq. Miles 9,203,093,717

HUNTERDON COUNTY - Class 3 -

Form of Government

Board of Chosen Freeholders

Number of Members - 3

PER CAPITA:

Gross Debt 590.23

Net Debt 590.23

Debt Service 31.58

Total Tax Levy 254.74

County Functions: 367.68

PER CENT:

Gross Debt .70

Net Debt .70

EXPENDITURES		EXPENDITURES (cont'd.)		REVENUES REALIZED	
GENERAL GOVERNMENT		EDUCATION (excluding schools)		Property Taxes	27,455,000.00
Governing Body and Public Boards	817,540.00	County Superintendent of Schools	163,424.00	Financial Business Tax	
County Clerk	487,534.00	Vocational Schools	10,000.00	Franchise Tax	
Financial Administration	321,836.10	County College	2,910,000.00	Bank Corp. Tax	
Board of Taxation	149,506.00	County Extension Services	207,587.00	Other Miscellaneous Taxes	
Planning, Housing, Development	899,924.00	Libraries		State Aid Revenues	5,098,724.87
Human Resources	989,470.00	Other Educational Services	356,719.00	Federal Aid Revenues	
Elections	275,364.00	STATUTORY EXPENDITURES		State and Local Fiscal Assistance Act Utilized	
General Administration	2,981,294.85	Pensions and F.I.C.A.	2,141,370.89	Institutional Revenues	81,249.85
JUDICIARY		Employee Fringe Benefits	2,050,000.00	Courts	40,857.17
Superior Court-Low Division	417,613.00	Other Statutory Expenditures		County Clerk & Register	436,755.59
County Courts	161,135.86	Ceto & Other Public Employment Programs		Surrogate	69,088.10
County District Courts		COUNTY FUNCTIONS TOTAL	35,736,063.15	Sheriff	128,152.01
Juvenile and Domestic Relations Courts		CAPITAL IMPROVEMENTS *MEMO	1,750,000.00	Other Miscellaneous Revenues	5,561,035.16
Jury Commission and Jurors' Fees	128,007.00	DEBT SERVICE		Other Revenues, Revenue Sharing, Tax Effort	
Law Library	76,127.00	Principal Payments	1,916,536.50	TOTAL	38,870,862.75
Prosecutor's Office	1,524,495.32	Interest Payments	1,486,826.00	Prior Years Surplus Appropriated	5,440,719.01
Surrogate's Office	150,460.00	DEFERRED CHARGES	487,195.57	REVENUES TOTAL	44,311,581.76
Probation Office	1,633,814.00	RESERVE FOR UNCOLLECTED TAXES			
County Clerk (Judicial Functions)	29,790.00	EXPENDITURES TOTAL	39,626,621.22	CURRENT FINANCES DECEMBER 31,	
Sheriff's Office (Judicial Functions)	56,550.00			ASSETS	
Other Judicial		CAPITAL DEBT AUTHORIZED, DECEMBER 31,		Cash Dec. 31,	15,591,940.27
PUBLIC SAFETY		ISSUED AND UNISSUED		Taxes Receivable	310,371.86
County Police	1,160,745.00	School		Emergencies and Other Deferred Charges	85,179.89
Sheriff's Office	831,115.00	Self-liquidating		State Aid Receivable	
Civil Defense and Disaster Control	15,145.00	Other	63,612,860	Other Receivable	2,898,378.47
Environmental Inspection and Control		Total	63,612,860	TOTAL	18,885,870.49
Weights and Measures	131,714.00	ISSUED AND OUTSTANDING		LIABILITIES RESERVES, AND SURPLUS	
Correctional and Penal	1,696,258.00	School		Cash Liabilities	6,216,443.93
Other Public Safety	29,173.00	Self-liquidating		Reserves For Receivables	3,208,750.33
PUBLIC WORKS		Other		Surplus Dec. 31,	9,460,676.23
Roads and Bridges, Streets, Drainage		Total	23,165,000.00	TOTAL	18,885,870.49
State Aid Motor Vehicle Fund		Equalized Valuation Basis			
County Funds	4,645,606.00	for Net Debt Computation	9,143,636,864.00		
Other Roads and Bridges		CAPITAL OUTLAY TOTAL	6,658,481.81		
Public Buildings and Grounds	1,149,089.00	Public Enterprises			
Other Public Works	420,598.00	Recreation—Culture	47,907.57		
HEALTH AND WELFARE		Public Works	4,936,444.52		
County Health Department	782,156.00	Buildings and Grounds	1,674,129.72		
Mental Health Activities	2,599,330.00	Library and Education			
Tubercular Patient Care		Conservation			
County Hospitals, Homes		All Other			
County Aid to Hospitals					
Health Clinics	26,857.00				
Mosquito Extermination					
Health Services Except Environmental	689,797.00				
County Welfare Board	1,300,414.00				
Child Welfare	262,500.00				
Other Welfare Services	99,139.13				
RECREATION AND CONSERVATION					
Parks, Playgrounds, Shade Trees	6,357.00				
Land Reclamation and Conservation	392,464.00				
Other Recreational Services	557,994.00				

COUNTY HUNTERDON

COUNTY SEAT Flemington Boro.

Form of Government: Board of Chosen Freeholders 3 Members

Number of Constituent Municipalities 26

Population Census 1980 87,361

Population Census 1990 107,776

Land Area - Square Miles 429.60

Net Value on which County Taxes are Apportioned 9,203,093,717

Tax Rate per \$100 .298

Tax Levy 27,455,000.00

Distribution of Ratables:

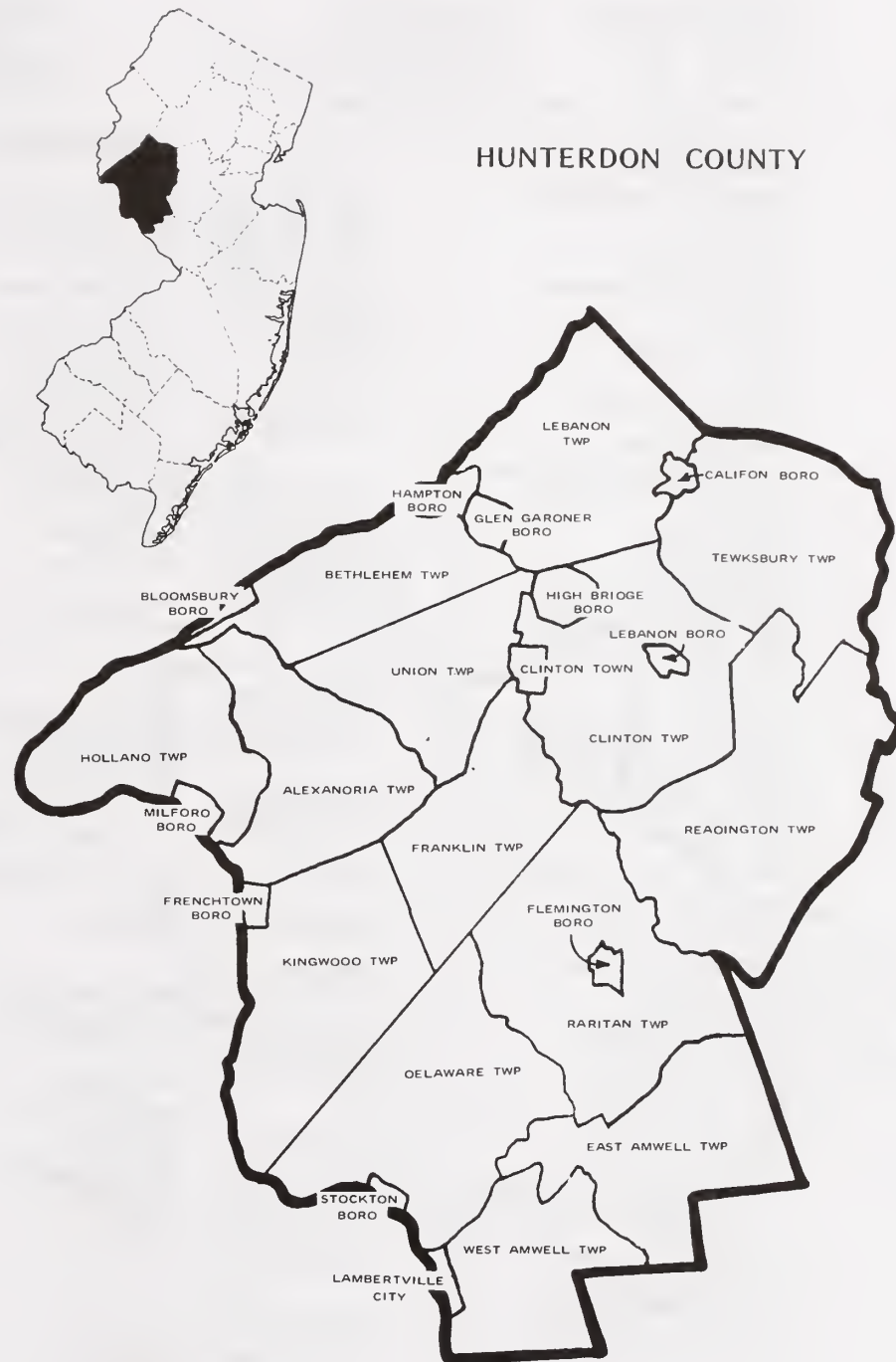
Class	Line Items	Assessed Valuation	% of Valuation
Vacant Land	5,439	484,472,142	5.22
Residential	32,164	6,240,621,420	67.29
Farm	8,214	812,121,266	8.76
Commercial	1,922	1,217,790,923	13.13
Industrial	163	444,880,815	4.80
Apartments	116	74,270,200	0.80
<hr/>			
TOTAL	48,018	9,274,156,766	100.00

Bond Ratings:

Moody's AA

Standard & Poors --

HUNTERDON COUNTY



1100

Population 1980 **307,863**Population 1990 **325,824**S & P Rating **AA**Moody Rating **AA1**Land Area **226.00**

Net Valuation Taxable

6,579,093,488

Net Valuation on Which County Taxes

are apportioned:

Sq. Miles **18,846,044,201**

MERCER COUNTY - Class 2 -
Form of Government
County Exec. Plan - (O.C.C.L. - 1972)
Number of Members - 7

PER CAPITA:

Gross Debt **686.57**Net Debt **322.03**Debt Service **34.69**Total Tax Levy **274.10**County Functions: **457.20**

PER CENT:

Gross Debt **1.25**Net Debt **.59**

EXPENDITURES		EXPENDITURES (cont'd.)		REVENUES REALIZED	
GENERAL GOVERNMENT		EDUCATION (excluding schools)		Property Taxes	89,309,779.00
Governing Body and Public Boards	267,122.00	County Superintendent of Schools	109,617.00	Financial Business Tax	
County Clerk	804,022.00	Vocational Schools	4,265,590.00	Franchise Tax	160,277.75
Financial Administration	841,091.00	County College	9,232,209.00	Bank Corp. Tax	
Board of Taxation	166,452.00	County Extension Services	195,840.00	Other Miscellaneous Taxes	
Planning, Housing, Development	2,869,529.00	Libraries		State Aid Revenues	33,011,070.49
Human Resources	1,243,193.00	Other Educational Services	1,539,873.00	Federal Aid Revenues	1,088,050.00
Elections	1,545,076.00	STATUTORY EXPENDITURES		State and Local Fiscal Assistance Act Utilized	
General Administration	12,512,395.11	Pensions and F.I.C.A.	7,386,388.00	Institutional Revenues	331,532.51
JUDICIARY		Employee Fringe Benefits	8,054,350.00	Courts	241,174.40
Superior Court-Law Division	2,448,983.00	Other Statutory Expenditures		County Clerk & Register	1,829,402.56
County Courts	402,046.00	Ceta & Other Public Employment Programs		Surrogate	218,066.85
County District Courts		COUNTY FUNCTIONS TOTAL	136,854,927.79	Sheriff	398,872.54
Juvenile and Domestic Relations Courts		CAPITAL IMPROVEMENTS *MEMO	571,500.00	Other Miscellaneous Revenues	21,036,369.77
Jury Commission and Jurors' Fees	93,492.00	DEBT SERVICE		Other Revenues, Revenue Sharing, Tax Effort	
Law Library	55,000.00	Principal Payments	6,539,000.00	TOTAL	147,624,595.87
Prosecutor's Office	4,119,121.00	Interest Payments	4,764,592.69	Prior Years Surplus Appropriated	2,751,239.00
Surrogate's Office	21,731.00	DEFERRED CHARGES	807,294.00	REVENUES TOTAL	150,375,834.87
Probation Office	3,818,557.00	RESERVE FOR UNCOLLECTED TAXES		CURRENT FINANCES DECEMBER 31,	
County Clerk (Judicial Functions)	1,448,647.00	EXPENDITURES TOTAL	148,965,814.48	ASSETS	
Sheriff's Office (Judicial Functions)				Cash Dec. 31,	13,333,285.79
Other Judicial				Taxes Receivable	1,066,080.38
PUBLIC SAFETY		CAPITAL DEBT AUTHORIZED, DECEMBER 31,		Emergencies and Other Deferred Charges	95,712.00
County Police	318,550.00	ISSUED AND UNISSUED GROSS DEBT NET DEBT		State Aid Receivable	348,600.00
Sheriff's Office	3,635,230.00	School		Other Receivable	223,739.69
Civil Defense and Disaster Control	58,059.00	Self-liquidating		TOTAL	15,067,417.86
Environmental Inspection and Control		Other	223,701,490	LIABILITIES RESERVES, AND SURPLUS	
Weights and Measures	56,730.68	Total	223,701,490	Cash Liabilities	9,500,080.55
Correctional and Penal	10,894,757.00			Reserves For Receivables	1,289,820.07
Other Public Safety	187,285.00			Surplus Dec. 31,	4,277,517.24
PUBLIC WORKS		ISSUED AND OUTSTANDING		TOTAL	15,067,417.86
Roads and Bridges, Streets, Drainage	455,346.00	School			
State Aid Motor Vehicle Fund		Self-liquidating			
County Funds	4,586,848.00	Other			
Other Roads and Bridges		Total	179,489,549.15		
Public Buildings and Grounds	2,243,931.00				
Other Public Works	2,518,766.00	Equalized Valuation Basis			
HEALTH AND WELFARE		for Net Debt Computation	17,870,196,668.00		
County Health Department	274,495.00	CAPITAL OUTLAY TOTAL	8,093,555.60		
Mental Health Activities	15,348,897.00	Public Enterprises			
Tubercular Patient Care		Recreation—Culture	410,156.14		
County Hospitals, Homes		Public Works	2,281,037.80		
County Aid to Hospitals	7,479,355.00	Buildings and Grounds	5,337,674.85		
Health Clinics		Library and Education	64,686.81		
Mosquito Extermination	385,519.00	Conservation			
Health Services Except Environmental	1,749,413.00	All Other			
County Welfare Board	17,202,458.00				
Child Welfare					
Other Welfare Services	106,042.00				
RECREATION AND CONSERVATION					
Parks, Playgrounds, Shade Trees	5,846,731.00				
Land Reclamation and Conservation					
Other Recreational Services	66,192.00				

COUNTY MERCER

COUNTY SEAT Trenton City

Form of Government: *Board of Chosen Freeholders 7 Members

Number of Constituent Municipalities 13

Population Census 1980 307,863

Population Census 1990 325,824

Land Area - Square Miles 226.00

Net Value on which County Taxes are Apportioned 18,846,044,201

Tax Rate per \$100 .474

Tax Levy 89,309,779.00

Distribution of Ratables:

Class	Line Items	Assessed Valuation	% of Valuation
Vacant Land	8,831	181,358,815	2.78
Residential	90,678	4,502,631,593	69.03
Farm	2,304	109,218,280	1.67
Commercial	5,533	1,135,348,574	17.41
Industrial	372	370,290,850	5.68
Apartments	347	223,522,730	3.43
<hr/>			
TOTAL	108,065	6,522,370,842	100.00

Bond Ratings:

Moody's AA1

Standard & Poors -AA



MERCER COUNTY



1200

Population 1980 595,893

Population 1990 671,780

S & P Rating AA+

Moody Rating AAA

Land Area 311.00

Sq. Miles 46,256,929,963

Net Valuation Taxable

32,662,994,577

Net Valuation on Which County Taxes

are apportioned:

MIDDLESEX COUNTY - Class 2 -
Form of Government
Board of Chosen Freeholders
Number of Members - 7

PER CAPITA:

Gross Debt 430.73

Net Debt 420.81

Debt Service 48.61

Total Tax Levy 270.34

County Functions: 407.50

PER CENT:

Gross Debt .65

Net Debt .63

EXPENDITURES		EXPENDITURES (cont'd.)		REVENUES REALIZED	
GENERAL GOVERNMENT		EDUCATION (excluding schools)		Property Taxes	181,608,383.00
Governing Body and Public Boards	1,210,209.00	County Superintendent of Schools	209,252.00	Financial Business Tax	
County Clerk	886,434.00	Vocational Schools	18,607,770.00	Franchise Tax	
Financial Administration	1,020,542.00	County College	12,391,099.00	Bank Corp. Tax	
Board of Taxation	209,411.00	County Extension Services	250,724.00	Other Miscellaneous Taxes	
Planning, Housing, Development	1,173,941.00	Libraries	1,300.00	State Aid Revenues	28,994,458.00
Human Resources	491,313.00	Other Educational Services	1,481,881.00	Federal Aid Revenues	7,325,118.00
Elections	1,862,450.00	STATUTORY EXPENDITURES		State and Local Fiscal Assistance Act Utilized	
General Administration	11,951,463.00	Pensions and F.I.C.A.	15,636,827.00	Institutional Revenues	23,251,780.00
JUDICIARY		Employee Fringe Benefits	15,990,000.00	Courts	922,161.00
Superior Court-Low Division		Other Statutory Expenditures		County Clerk & Register	3,409,415.00
County Courts	5,882,667.00	Ceto & Other Public Employment Programs		Surrogate	544,648.00
County District Courts		COUNTY FUNCTIONS TOTAL	240,741,162.00	Sheriff	812,154.00
Juvenile and Domestic Relations Courts		CAPITAL IMPROVEMENTS *MEMO		Other Miscellaneous Revenues	18,881,342.00
Jury Commission and Jurors' Fees	424,953.00	DEBT SERVICE		Other Revenues, Revenue Sharing, Tax Effort	
Low Library	237,280.00	Principal Payments	21,545,000.00	TOTAL	265,749,459.00
Prosecutor's Office	8,719,851.00	Interest Payments	11,113,462.00	Prior Years Surplus Appropriated	15,668,000.00
Surrogate's Office	353,747.00	DEFERRED CHARGES	353,000.00	REVENUES TOTAL	281,417,459.00
Probation Office	8,259,500.00	RESERVE FOR UNCOLLECTED TAXES			
County Clerk (Judicial Functions)	2,619,196.00	EXPENDITURES TOTAL	273,752,624.00	CURRENT FINANCES DECEMBER 31,	
Sheriff's Office (Judicial Functions)	3,030,335.00			ASSETS	
Other Judicial				Cash Dec. 31,	32,751,171.00
PUBLIC SAFETY		CAPITAL DEBT AUTHORIZED, DECEMBER 31,		Taxes Receivable	819,860.00
County Police	1,354,208.00	ISSUED AND UNISSUED		Emergencies and Other Deferred Charges	
Sheriff's Office	4,250,212.00	School		State Aid Receivable	
Civil Defense and Disaster Control	118,570.00	Self-liquidating		Other Receivable	7,521,509.00
Environmental Inspection and Control		Other	289,354,309	TOTAL	41,092,540.00
Weights and Measures	303,300.00	Total	289,354,309		
Correctional and Penal	20,532,612.00			LIABILITIES RESERVES, AND SURPLUS	
Other Public Safety	7,500.00	ISSUED AND OUTSTANDING		Cash Liabilities	21,654,154.00
PUBLIC WORKS		School		Reserves For Receivables	2,763,911.00
Roads and Bridges, Streets, Drainage		Self-liquidating		Surplus Dec. 31,	16,674,475.00
State Aid Motor Vehicle Fund		Other	185,464,000.00	TOTAL	41,092,540.00
County Funds	3,859,562.00	Total	185,464,000.00		
Other Roads and Bridges		Equalized Valuation Basis			
Public Buildings and Grounds	4,501,065.00	for Net Debt Computation	44,515,632,511.00		
Other Public Works	1,958,847.00	CAPITAL OUTLAY TOTAL	19,181,200.00		
HEALTH AND WELFARE					
County Health Department	553,396.00	Public Enterprises			
Mental Health Activities	15,881,737.00	Recreation—Culture			
Tubercular Patient Care		Public Works	2,374.00		
County Hospitals, Homes		Buildings and Grounds	15,925,826.00		
County Aid to Hospitals	31,562,605.00	Library and Education	3,253,000.00		
Health Clinics	4,739,223.00	Conservation			
Mosquito Extermination	1,189,918.00	All Other			
Health Services Except Environmental	6,697,332.00				
County Welfare Board	19,271,788.00				
Child Welfare	1,545,282.00				
Other Welfare Services	261,300.00				
RECREATION AND CONSERVATION					
Parks, Playgrounds, Shade Trees	8,513,612.00				
Land Reclamation and Conservation	736,948.00				
Other Recreational Services					

COUNTY MIDDLESEX

COUNTY SEAT New Brunswick City

Form of Government: Board of Chosen Freeholders 7 Members

Number of Constituent Municipalities 25

Population Census 1980 595,893

Population Census 1990 671,780

Land Area - Square Miles 311.00

Net Value on which County Taxes are Apportioned 46,256,929,963

Tax Rate per \$100 .393

Tax Levy 181,608,383.00

Distribution of Ratables:

Class	Line Items	Assessed Valuation	% of Valuation
Vacant Land	19,366	1,218,781,900	3.76
Residential	175,819	18,662,531,700	57.65
Farm	1,893	134,999,300	.41
Commercial	7,993	4,473,872,400	13.17
Industrial	2,147	6,210,581,000	19.18
Apartments	688	1,672,571,600	5.17
<hr/>			
TOTAL	207,906	32,373,337,900	100.00

Bond Ratings:

Moody's AAA

Standard & Poors AA+



MIDDLESEX COUNTY



1300

Population 1980 **503,173**Population 1990 **553,124**S & P Rating **AA**Maady Rating **AA1**Land Area **471.57**Sq. Miles **41,619,031,975**

Net Valuation Taxable

34,792,903,674

Net Valuation on Which County Taxes

are apportioned:

MONMOUTH COUNTY - Class 5 -

Form of Government

Board of Chosen Freeholders

Number of Members - 5

PER CAPITA:

Gross Debt **470.87**Net Debt **299.27**Debt Service **44.12**Total Tax Levy **294.03**County Functions: **429.18**

PER CENT:

Gross Debt **.65**Net Debt **.41**

EXPENDITURES		EXPENDITURES (cont'd.)		REVENUES REALIZED	
GENERAL GOVERNMENT		EDUCATION (excluding schools)		Property Taxes	162,633,504.00
Governing Body and Public Boards	1,911,175.94	County Superintendent of Schools	272,316.00	Financial Business Tax	
County Clerk	1,544,959.00	Vacational Schools	8,529,548.00	Franchise Tax	
Financial Administration	4,608,366.78	County College	16,571,108.00	Bank Corp. Tax	
Board of Taxation	313,677.00	County Extension Services	256,095.00	Other Miscellaneous Taxes	
Planning, Housing, Development	1,619,135.70	Libraries	1,947.98	State Aid Revenues	28,378,991.82
Human Resources	4,561,355.95	Other Educational Services	1,397,224.00	Federal Aid Revenues	4,213,555.39
Elections	1,933,944.00	STATUTORY EXPENDITURES		State and Local Fiscal Assistance Act Utilized	
General Administration	11,562,484.74	Pensions and F.I.C.A.	12,035,000.00	Institutional Revenues	12,641,465.80
JUDICIARY		Employee Fringe Benefits	14,550,572.00	Courts	874,829.50
Superior Court-Law Division		Other Statutory Expenditures		County Clerk & Register	3,531,047.70
County Courts	3,992,325.28	Ceta & Other Public Employment Programs		Surrogate	331,498.96
County District Courts		COUNTY FUNCTIONS TOTAL	211,313,688.21	Sheriff	922,907.74
Juvenile and Domestic Relations Courts		CAPITAL IMPROVEMENTS *MEMO	750,000.00	Other Miscellaneous Revenues	22,352,835.13
Jury Commission and Jurors' Fees	1,129,552.00	DEBT SERVICE		Other Revenues, Revenue Sharing, Tax Effort	
Law Library	90,000.00	Principal Payments	14,912,465.78	TOTAL	235,880,636.04
Prosecutor's Office	8,968,465.00	Interest Payments	9,492,384.20	Prior Years Surplus Appropriated	11,500,000.00
Surrogate's Office	477,312.00	DEFERRED CHARGES	1,669,230.00	REVENUES TOTAL	247,380,636.04
Probation Office	6,278,495.00	RESERVE FOR UNCOLLECTED TAXES		CURRENT FINANCES DECEMBER 31,	
County Clerk (Judicial Functions)	1,581,714.00	EXPENDITURES TOTAL	237,387,768.19	ASSETS	
Sheriff's Office (Judicial Functions)				Cash Dec. 31,	39,182,084.44
Other Judicial	18,193.00			Taxes Receivable	1,144,783.02
PUBLIC SAFETY		CAPITAL DEBT AUTHORIZED, DECEMBER 31,		Emergencies and Other Deferred Charges	
County Police	1,724,528.52	ISSUED AND UNISSUED GROSS DEBT	NET DEBT	State Aid Receivable	105,762.94
Sheriff's Office	2,280,766.00	School		Other Receivable	
Civil Defense and Disaster Control	101,461.00	Self-liquidating	82,870,000	TOTAL	40,432,630.40
Environmental Inspection and Control		Other	177,580,365	LIABILITIES RESERVES, AND SURPLUS	
Weights and Measures	1,218,600.00	Total	260,450,365	Cash Liabilities	22,451,138.34
Correctional and Penal	14,504,572.75			Reserves For Receivables	1,377,374.28
Other Public Safety	187,490.00			Surplus Dec. 31,	16,604,117.78
PUBLIC WORKS		ISSUED AND OUTSTANDING		TOTAL	40,432,630.40
Roads and Bridges, Streets, Drainage		School			
State Aid Motor Vehicle Fund		Self-liquidating	52,170,000.00		
County Funds	12,920,334.00	Other	142,670,365.51		
Other Roads and Bridges		Total	194,840,365.51		
Public Buildings and Grounds	8,537,916.00	Equalized Valuation Basis			
Other Public Works	2,702,412.73	for Net Debt Computation	40,115,463,191.00		
HEALTH AND WELFARE		CAPITAL OUTLAY TOTAL	20,537,859.04		
County Health Department	1,826,184.00	Public Enterprises	2,690,613.04		
Mental Health Activities	12,912,493.00	Recreation—Culture	2,867,174.17		
Tubercular Patient Care		Public Works	230,834.04		
County Hospitals, Homes		Buildings and Grounds	14,749,237.79		
County Aid to Hospitals		Library and Education			
Health Clinics		Conservation			
Mosquito Extermination	598,224.00	All Other			
Health Services Except Environmental	12,539,762.00				
County Welfare Board	22,423,631.93				
Child Welfare					
Other Welfare Services	711,389.00				
RECREATION AND CONSERVATION					
Parks, Playgrounds, Shade Trees	11,773,644.00				
Land Reclamation and Conservation	127,306.47				
Other Recreational Services	13,006.44				

COUNTY MONMOUTH

COUNTY SEAT Freehold Borough

Form of Government: Board of Chosen Freeholders 5 Members

Number of Constituent Municipalities 53

Population Census 1980 503,173

Population Census 1990 553,124

Land Area - Square Miles 471.57

Net Value on which County Taxes are Apportioned 41,619,031,975

Tax Rate per \$100 .391

Tax Levy 162,633,504.00

Distribution of Ratables:

Class	Line Items	Assessed Valuation	% of Valuation
Vacant Land	20,730	1,356,960,101	3.93
Residential	168,771	26,281,084,144	76.20
Farm	4,605	453,407,808	1.32
Commercial	8,483	4 800,169,530	13.92
Industrial	487	807,540,696	2.34
Apartments	1,039	791,785,626	2.30
<hr/>			
TOTAL	204,115	34,490,947,905	100.00

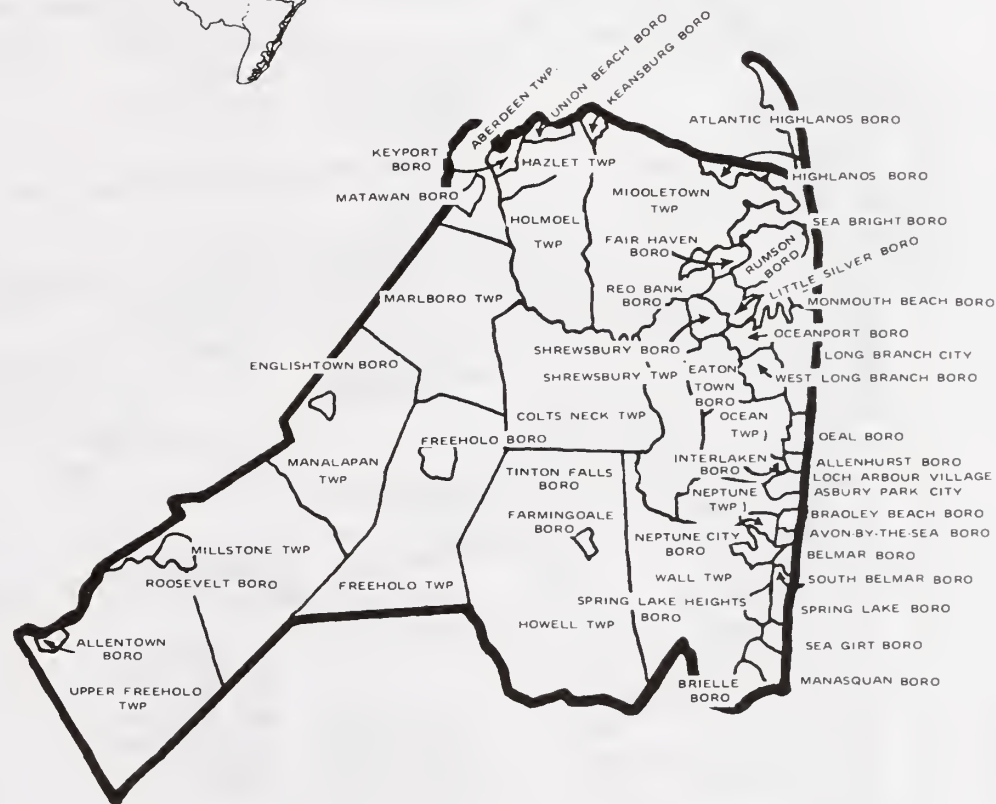
Bond Ratings:

Moody's AA1

Standard & Poors AA



MONMOUTH COUNTY



1400

Population 1980 407,630

Population 1990 421,353

S & P Rating AAA

Moody Rating AAA

Land Area 470.24 Sq. Miles

Net Valuation Taxable

26,251,211,493

Net Valuation on Which County Taxes

are apportioned:

41,675,196,757

MORRIS COUNTY - Class 2 -

Form of Government

Board of Chosen Freeholders

Number of Members - 7

PER CAPITA:

Gross Debt 413.58

Net Debt 406.41

Debt Service 39.90

Total Tax Levy 263.17

County Functions: 376.14

PER CENT:

Gross Debt .43

Net Debt .43

EXPENDITURES		EXPENDITURES (cont'd.)		REVENUES REALIZED	
GENERAL GOVERNMENT		EDUCATION (excluding schools)		Property Taxes	110,886,231.33
Governing Body and Public Boards	1,709,571.00	County Superintendent of Schools	210,759.00	Financial Business Tax	
County Clerk	1,197,000.00	Vocational Schools	3,393,862.50	Franchise Tax	
Financial Administration	5,001,058.00	County College	9,380,568.00	Bank Corp. Tax	
Board of Taxation	145,162.00	County Extension Services	294,754.00	Other Miscellaneous Taxes	
Planning, Housing, Development	3,647,227.70	Libraries	2,584,319.00	State Aid Revenues	15,802,666.98
Human Resources	197,263.00	Other Educational Services	387,680.00	Federal Aid Revenues	4,034,645.08
Elections	1,499,605.00	STATUTORY EXPENDITURES		State and Local Fiscal Assistance Act Utilized	
General Administration	6,049,168.00	Pensions and F.I.C.A.	7,932,909.00	Institutional Revenues	12,368,004.49
JUDICIARY		Employee Fringe Benefits	11,382,000.00	Courts	257,371.61
Superior Court-Law Division		Other Statutory Expenditures		County Clerk & Register	3,353,889.92
County Courts	4,026,325.00	Ceto & Other Public Employment Programs		Surrogate	208,708.55
County District Courts		COUNTY FUNCTIONS TOTAL	141,673,655.31	Sheriff	477,750.16
Juvenile and Domestic Relations Courts		CAPITAL IMPROVEMENTS *MEMO	750,000.00	Other Miscellaneous Revenues	10,275,963.63
Jury Commission and Jurors' Fees	1,173,150.00	DEBT SERVICE		Other Revenues, Revenue Sharing, Tax Effort	
Law Library	134,920.00	Principal Payments	10,746,654.78	TOTAL	157,665,231.75
Prosecutor's Office	9,048,652.00	Interest Payments	6,066,871.25	Prior Years Surplus Appropriated	11,157,143.00
Surrogate's Office	407,655.00			REVENUES TOTAL	168,822,374.75
Probation Office					
County Clerk (Judicial Functions)	1,107,080.00	DEFERRED CHARGES		CURRENT FINANCES DECEMBER 31,	
Sheriff's Office (Judicial Functions)		RESERVE FOR UNCOLLECTED TAXES		ASSETS	
Other Judicial		EXPENDITURES TOTAL	158,487,181.34	Cash Dec. 31,	25,494,644.72
PUBLIC SAFETY				Taxes Receivable	654,457.74
County Police	98,000.00	CAPITAL DEBT AUTHORIZED, DECEMBER 31,		Emergencies and Other Deferred Charges	
Sheriff's Office	7,128,322.00	ISSUED AND UNISSUED		State Aid Receivable	
Civil Defense and Disaster Control	193,324.00	School		Other Receivable	1,060,713.84
Environmental Inspection and Control		Self-liquidating		TOTAL	27,209,816.30
Weights and Measures	140,428.00	Other	174,264,562		
Correctional and Penal	8,259,351.00	Total	174,264,562	LIABILITIES RESERVES, AND SURPLUS	
Other Public Safety	280,745.00			Cash Liabilities	12,354,616.56
PUBLIC WORKS		ISSUED AND OUTSTANDING		Reserves For Receivables	1,715,171.58
Roads and Bridges, Streets, Drainage		School		Surplus Dec. 31,	13,140,028.16
State Aid Motor Vehicle Fund		Self-liquidating		TOTAL	27,209,816.30
County Funds	3,667,901.00	Other	98,539,576.96		
Other Roads and Bridges		Total	98,539,576.96		
Public Buildings and Grounds	4,386,262.00	Equalized Valuation Basis			
Other Public Works		for Net Debt Computation	40,171,251,327.00		
HEALTH AND WELFARE		CAPITAL OUTLAY TOTAL	12,877,191.00		
County Health Department	351,646.00	Public Enterprises			
Mental Health Activities	11,325,393.00	Recreation—Culture	452,848.00		
Tubercular Patient Care		Public Works	5,484,585.00		
County Hospitals, Homes		Buildings and Grounds	4,524,395.00		
County Aid to Hospitals	26,250.00	Library and Education	2,284,290.00		
Health Clinics	46,900.00	Conservation	131,073.00		
Mosquito Extermination	1,725,000.00	All Other			
Health Services Except Environmental	1,556,122.00				
County Welfare Board	22,363,569.93				
Child Welfare	910,636.00				
Other Welfare Services	489,679.18				
RECREATION AND CONSERVATION					
Parks, Playgrounds, Shade Trees	7,813,438.00				
Land Reclamation and Conservation					
Other Recreational Services					

COUNTY MORRIS

COUNTY SEAT Morristown Town

Form of Government: Board of Chosen Freeholders 7 Members

Number of Constituent Municipalities 39

Population Census 1980 407,630

Population Census 1990 421,353

Land Area - Square Miles 470.24

Net Value on which County Taxes are Apportioned 41,675,196,757

Tax Rate per \$100 .266

Tax Levy 110,886,231.33

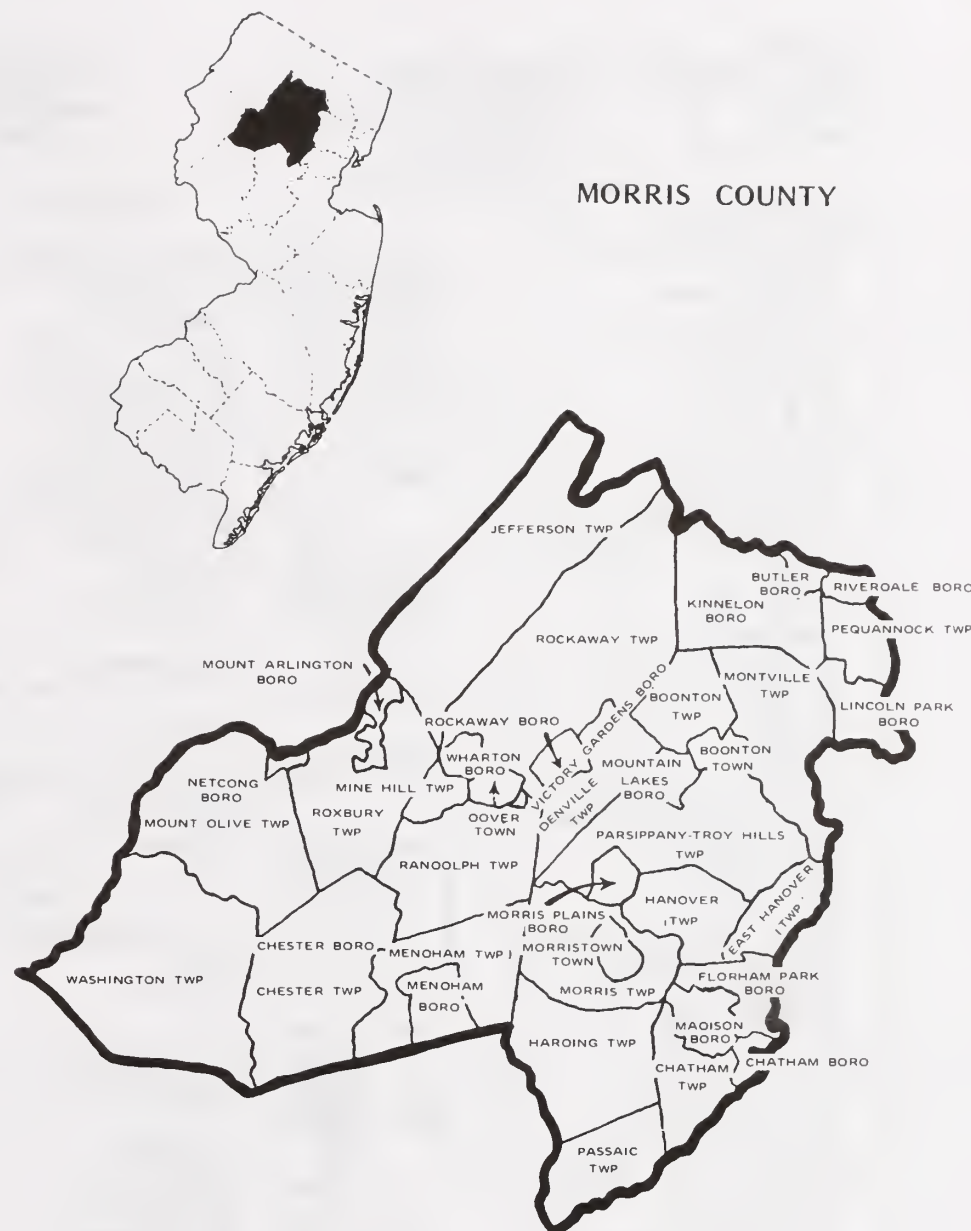
Distribution of Ratables:

Class	Line Items	Assessed Valuation	% of Valuation
Vacant Land	14,575	1,063,790,595	4.08
Residential	123,609	17,532,765,309	67.32
Farm	1,916	171,638,911	.66
Commercial	6,179	4,928,448,013	18.92
Industrial	,872	1,707,968,346	6.56
Departments	448	641,069,705	2.46
TOTAL	147,599	26,045,680,879	100.00

and Ratings:

Moody's AAA

Standard & Poors AAA



1500

Population 1980 **346,038**Population 1990 **433,203**

S & P Rating

Moody Rating **AA**Land Area **637.09**

Sq Miles 34,325,849,533

Net Valuation Taxable

24,689,010,832

Net Valuation on Which County Taxes

are apportioned:

OCEAN COUNTY - Class 5 -
Form of Government
Board of Chosen Freeholders
Number of Members - 5

PER CAPITA:

Gross Debt **620.37**Net Debt **611.80**

Debt Service

Total Tax Levy **285.05**County Functions: **392.11**

PER CENT:

Gross Debt **.81**Net Debt **.80**

EXPENDITURES		EXPENDITURES (cont'd.)		REVENUES REALIZED	
GENERAL GOVERNMENT		EDUCATION (excluding schools)		Property Taxes	123,486,670.00
Governing Body and Public Boards	2,708,831.00	County Superintendent of Schools	195,101.00	Financial Business Tax	
County Clerk	1,235,100.00	Vocational Schools	8,719,708.00	Franchise Tax	
Financial Administration	1,576,376.00	County College	68,000.00	Bank Corp. Tax	
Board of Taxation	355,950.00	County Extension Services	275,843.00	Other Miscellaneous Taxes	
Planning, Housing, Development	4,284,825.00	Libraries	1,173.00	State Aid Revenues	18,396,641.22
Human Resources	1,995,802.00	Other Educational Services	4,077,439.00	Federal Aid Revenues	2,924,794.65
Elections	1,516,732.00	STATUTORY EXPENDITURES		State and Local Fiscal Assistance Act Utilized	
General Administration	12,452,412.00	Pensions and F.I.C.A.	7,925,000.00	Institutional Revenues	
JUDICIARY		Employee Fringe Benefits	10,700,000.00	Courts	268,919.47
Superior Court-Law Division	3,521,074.00	Other Statutory Expenditures		County Clerk & Register	2,829,001.10
County Courts	4,168,740.00	Ceto & Other Public Employment Programs		Surrogate	379,850.07
County District Courts		COUNTY FUNCTIONS TOTAL	148,235,797.86	Sheriff	540,996.57
Juvenile and Domestic Relations Courts		CAPITAL IMPROVEMENTS *MEMO	2,537,000.00	Other Miscellaneous Revenues	13,064,393.93
Jury Commission and Jurors' Fees	222,437.00	DEBT SERVICE		Other Revenues, Revenue Sharing, Tax Effort	
Law Library	138,800.00	Principal Payments	9,945,274.79	TOTAL	161,891,267.01
Prosecutor's Office	4,891,650.00	Interest Payments	9,363,180.63	Prior Years Surplus Appropriated	8,706,523.30
Surrogate's Office	452,392.00	DEFERRED CHARGES	2,317,594.00	REVENUES TOTAL	170,597,790.31
Probation Office		RESERVE FOR UNCOLLECTED TAXES		CURRENT FINANCES DECEMBER 31,	
County Clerk (Judicial Functions)		EXPENDITURES TOTAL	169,861,847.28	ASSETS	
Sheriff's Office (Judicial Functions)	1,082,450.00	CAPITAL DEBT AUTHORIZED, DECEMBER 31,		Cash Dec. 31,	54,480,569.42
Other Judicial	750,634.00	ISSUED AND UNISSUED GROSS DEBT	NET DEBT	Taxes Receivable	895,777.99
PUBLIC SAFETY		School		Emergencies and Other Deferred Charges	
County Police	521,374.00	Self-liquidating		State Aid Receivable	20,179,781.84
Sheriff's Office	4,548,490.00	Other	268,744,444	Other Receivable	
Civil Defense and Disaster Control		Total	268,744,444	TOTAL	75,556,129.25
Environmental Inspection and Control		ISSUED AND OUTSTANDING		LIABILITIES RESERVES, AND SURPLUS	
Weights and Measures	506,338.76	School		Cash Liabilities	37,148,179.90
Correctional and Penal	8,156,515.00	Self-liquidating		Reserves For Receivables	21,075,559.83
Other Public Safety	120,000.00	Other		Surplus Dec. 31,	17,332,389.52
PUBLIC WORKS		Total	189,718,000.00	TOTAL	75,556,129.25
Roads and Bridges, Streets, Drainage	1,875,225.00	Equalized Valuation Basis			
State Aid Motor Vehicle Fund		for Net Debt Computation	33,135,752,749.00		
County Funds	8,963,593.00	CAPITAL OUTLAY TOTAL	52,888,338.80		
Other Roads and Bridges		Public Enterprises			
Public Buildings and Grounds	6,621,670.00	Recreation—Culture	250,613.17		
Other Public Works	4,565,683.00	Public Works	19,215,054.19		
HEALTH AND WELFARE		Buildings and Grounds	29,645,177.36		
County Health Department	1,145,763.00	Library and Education	3,622,521.50		
Mental Health Activities	5,437,096.00	Conservation	154,972.58		
Tubercular Patient Care		All Other			
County Hospitals, Homes					
County Aid to Hospitals	68,000.00				
Health Clinics					
Mosquito Extermination	925,000.00				
Health Services Except Environmental	2,343,502.00				
County Welfare Board	22,015,251.10				
Child Welfare	2,552,538.00				
Other Welfare Services	651,320.00				
RECREATION AND CONSERVATION					
Parks, Playgrounds, Shade Trees	2,587,425.00				
Land Reclamation and Conservation	240,995.00				
Other Recreational Services	1,073,450.00				

COUNTY OCEAN

COUNTY SEAT Toms River

Form of Government: Board of Chosen Freeholders 5 Members

Number of Constituent Municipalities 33

Population Census 1980 346,038

Population Census 1990 433,203

Land Area - Square Miles 637.09

Net Value on which County Taxes are Apportioned 34,325,849,533

Tax Rate per \$100 .360

Tax Levy 123,486,670.00

Distribution of Ratables:

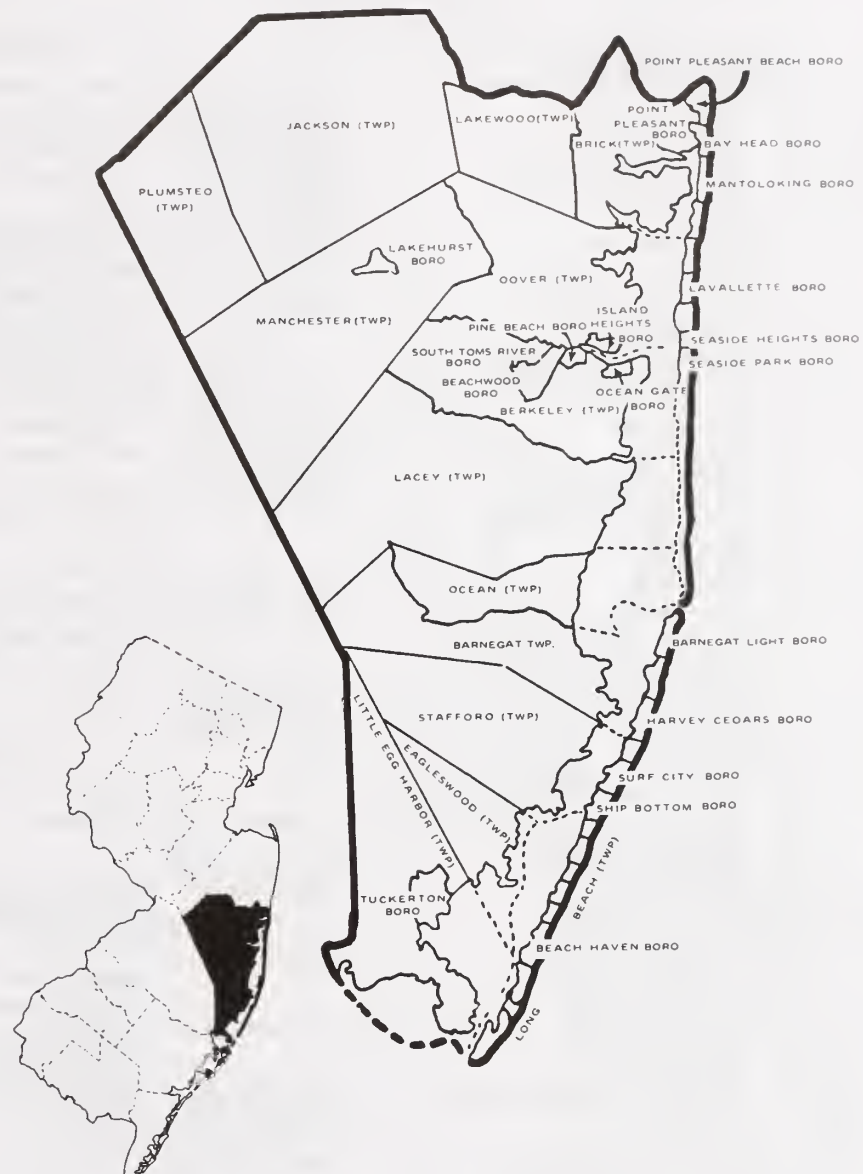
Class	Line Items	Assessed Valuation	% of Valuation
Vacant Land	57,516	1,503,798,965	6.13
Residential	190,171	20,004,187,450	81.49
Farm	840	45,208,209	.18
Commercial	5,561	2,235,674,762	9.11
Industrial	479	361,375,600	1.47
Apartments	541	397,019,046	1.62
<hr/>			
TOTAL	255,108	24,547,264,032	100.00

Bond Ratings:

Moody's AA

Standard & Poors --

OCEAN COUNTY



1600

Population 1980 447,585

Population 1990 453,060

S & P Rating

Moody Rating: AAA

Land Area 192.01

Sq. Miles

Net Valuation Taxable

16,168,776,872

Net Valuation on Which County Taxes

are apportioned:

25,356,625,852

PASSAIC COUNTY - Class 2 -
Form of Government
Board of Chosen Freeholders
Number of Members - 7

PER CAPITA:

Gross Debt

388.22

Net Debt

382.49

Debt Service

33.23

Total Tax Levy

244.43

County Functions:

438.62

PER CENT:

Gross Debt

.72

Net Debt

.71

EXPENDITURES		EXPENDITURES (cont'd.)		REVENUES REALIZED	
GENERAL GOVERNMENT		EDUCATION (excluding schools)		Property Taxes	110,742,529.60
Governing Body and Public Boards	277,609.00	County Superintendent of Schools	300,100.00	Financial Business Tax	
County Clerk	1,436,400.00	Vocational Schools	5,300,000.00	Franchise Tax	
Financial Administration	662,300.00	County College	5,155,000.00	Bank Corp. Tax	
Board of Taxation	304,000.00	County Extension Services	189,200.00	Other Miscellaneous Taxes	338,550.25
Planning, Housing, Development	2,579,167.00	Libraries		State Aid Revenues	53,873,551.79
Human Resources	2,157,551.00	Other Educational Services	320,000.00	Federal Aid Revenues	770,273.45
Elections	1,280,900.00	STATUTORY EXPENDITURES		State and Local Fiscal Assistance Act Utilized	
General Administration	8,247,223.13	Pensions and F.I.C.A.	15,076,000.00	Institutional Revenues	661,188.37
JUDICIARY		Employee Fringe Benefits	12,361,000.00	Courts	378,018.84
Superior Court-Low Division	7,898,400.00	Other Statutory Expenditures	400,000.00	County Clerk & Register	2,038,625.77
County Courts	349,463.00	Ceto & Other Public Employment Programs		Surrogate	264,329.77
County District Courts		COUNTY FUNCTIONS TOTAL	179,610,069.65	Sheriff	656,872.94
Juvenile and Domestic Relations Courts		CAPITAL IMPROVEMENTS *MEMO	800,000.00	Other Miscellaneous Revenues	19,390,392.96
Jury Commission and Jurors' Fees	393,800.00	DEBT SERVICE		Other Revenues, Revenue Sharing, Tax Effort	
Law Library	91,000.00	Principal Payments	9,065,000.00	TOTAL	189,114,333.74
Prosecutor's Office	8,142,300.00	Interest Payments	5,992,304.64	Prior Years Surplus Appropriated	6,100,000.00
Surrogate's Office	544,800.00	DEFERRED CHARGES	4,052,331.02	REVENUES TOTAL	195,214,333.74
Probation Office	6,634,200.00	RESERVE FOR UNCOLLECTED TAXES		CURRENT FINANCES DECEMBER 31,	
County Clerk (Judicial Functions)	619,900.00	EXPENDITURES TOTAL	198,719,705.31	ASSETS	
Sheriff's Office (Judicial Functions)				Cash Dec. 31,	8,227,845.48
Other Judicial				Taxes Receivable	
PUBLIC SAFETY		CAPITAL DEBT AUTHORIZED, DECEMBER 31,		Emergencies and Other Deferred Charges	6,024,797.49
County Police	437,504.00	ISSUED AND UNISSUED GROSS DEBT	NET DEBT	State Aid Receivable	
Sheriff's Office	3,881,000.00	School		Other Receivable	292,575.03
Civil Defense and Disaster Control	140,700.00	Self-liquidating		TOTAL	14,545,218.00
Environmental Inspection and Control		Other	175,885,244	LIABILITIES RESERVES, AND SURPLUS	
Weights and Measures	1,266,102.00	Total	175,885,244	Cash Liabilities	7,011,604.93
Correctional and Penal	21,567,000.00			Reserves For Receivables	3,950,014.09
Other Public Safety	364,600.00			Surplus Dec. 31,	3,583,598.98
PUBLIC WORKS		ISSUED AND OUTSTANDING		TOTAL	14,545,218.00
Roads and Bridges, Streets, Drainage		School			
State Aid Motor Vehicle Fund		Self-liquidating			
County Funds	2,693,000.00	Other	143,304,000.00		
Other Roads and Bridges		Total	143,304,000.00		
Public Buildings and Grounds	3,430,800.00	Equalized Valuation Basis			
Other Public Works	820,000.00	for Net Debt Computation	24,271,622,796.00		
HEALTH AND WELFARE		CAPITAL OUTLAY TOTAL	28,881,980.72		
County Health Department	326,000.00	Public Enterprises			
Mental Health Activities	19,228,810.49	Recreation—Culture	2,711,390.50		
Tubercular Patient Care		Public Works	7,139,096.34		
County Hospitals, Homes		Buildings and Grounds	18,305,327.46		
County Aid to Hospitals	18,117,896.00	Library and Education	726,166.42		
Health Clinics		Conservation			
Mosquito Extermination		All Other			
Health Services Except Environmental	1,785,926.00				
County Welfare Board	23,116,692.03				
Child Welfare	50,000.00				
Other Welfare Services	835,000.00				
RECREATION AND CONSERVATION					
Parks, Playgrounds, Shade Trees	734,000.00				
Land Reclamation and Conservation	88,726.00				
Other Recreational Services	6,000.00				

COUNTY PASSAIC

COUNTY SEAT Paterson City

Form of Government: Board of Chosen Freeholders 7 Members

Number of Constituent Municipalities 16

Population Census 1980 447,585

Population Census 1990 453,060

Land Area - Square Miles 192.01

Net Value on which County Taxes are Apportioned 25,356,625,852

Tax Rate per \$100 .437

Tax Levy 110,742,529.60

Distribution of Ratables:

Class	Line Items	Assessed Valuation	% of Valuation
Vacant Land	9,022	482,112,828	3.00
Residential	99,016	11,354,954,015	70.60
Farm	270	17,274,110	.10
Commercial	7,084	2,263,326,165	14.07
Industrial	1,497	1,589,188,428	9.88
Apartments	1,063	377,100,020	2.34
<hr/>			
TOTAL	117,952	16,083,955,566	100.00

Bond Ratings:

Moody's AAA

Standard & Poors --



PASSAIC COUNTY



1700

Population 1980 64,676

Population 1990 65,294

S & P Rating A

Moody Rating A

Land Area 346.56

Sq. Miles 2,527,560,240

Net Valuation Taxable

1,498,746,192

Net Valuation on Which County Taxes

are apportioned:

SALEM COUNTY - Class 3 -
Form of Government
Board of Chosen Freeholders
Number of Members - 7

PER CAPITA:

Gross Debt 142.69

Net Debt 117.53

Debt Service 20.47

Total Tax Levy 282.52

County Functions: 528.92

PER CENT:

Gross Debt .41

Net Debt .32

EXPENDITURES		EXPENDITURES (cont'd.)		REVENUES REALIZED	
GENERAL GOVERNMENT		EDUCATION (excluding schools)		Property Taxes	18,446,553.20
Governing Body and Public Boards	452,493.00	County Superintendent of Schools	115,000.00	Financial Business Tax	
County Clerk	197,000.00	Vocational Schools	800,000.00	Franchise Tax	
Financial Administration	283,912.50	County College	1,425,000.00	Bank Corp. Tax	
Board of Taxation	74,800.00	County Extension Services	163,750.00	Other Miscellaneous Taxes	2,322,973.53
Planning, Housing, Development	618,333.00	Libraries	35,500.00	State Aid Revenues	7,823,334.85
Human Resources	770,277.00	Other Educational Services	219,000.00	Federal Aid Revenues	280,620.58
Elections	218,000.00	STATUTORY EXPENDITURES		State and Local Fiscal Assistance Act Utilized	
General Administration	1,533,913.25	Pensions and F.I.C.A.	1,647,200.00	Institutional Revenues	3,518,209.78
JUDICIARY		Employee Fringe Benefits	1,919,123.81	Courts	68,697.90
Superior Court-Low Division	49,246.00	Other Statutory Expenditures		County Clerk & Register	232,225.38
County Courts	707,950.00	Ceto & Other Public Employment Programs		Surrogate	41,396.21
County District Courts		COUNTY FUNCTIONS TOTAL	32,685,214.91	Sheriff	40,817.76
Juvenile and Domestic Relations Courts		CAPITAL IMPROVEMENTS *MEMO	45,000.00	Other Miscellaneous Revenues	1,585,396.77
Jury Commission and Jurors' Fees	29,500.00	DEBT SERVICE		Other Revenues, Revenue Sharing, Tax Effort	
Low Library	15,500.00	Principal Payments	840,000.00	TOTAL	34,360,225.96
Prosecutor's Office	1,070,000.00	Interest Payments	496,758.68	Prior Years Surplus Appropriated	1,000,000.00
Surrogate's Office	112,370.00	DEFERRED CHARGES	513,651.78	REVENUES TOTAL	35,360,225.96
Probation Office	890,000.00	RESERVE FOR UNCOLLECTED TAXES		CURRENT FINANCES DECEMBER 31,	
County Clerk (Judicial Functions)	82,700.00	EXPENDITURES TOTAL	34,535,625.37	ASSETS	
Sheriff's Office (Judicial Functions)	95,000.00	CAPITAL DEBT AUTHORIZED, DECEMBER 31,		Cash Dec. 31,	4,207,051.63
Other Judicial		ISSUED AND UNISSUED GROSS DEBT	NET DEBT	Taxes Receivable	160,614.61
PUBLIC SAFETY		School		Emergencies and Other Deferred Charges	
County Police	153,000.00	Self-liquidating		State Aid Receivable	3,261,128.92
Sheriff's Office	508,500.00	Other	9,316,700	Other Receivable	16,141.74
Civil Defense and Disaster Control	542,500.00	Total	9,316,700	TOTAL	7,644,936.90
Environmental Inspection and Control		ISSUED AND OUTSTANDING		LIABILITIES RESERVES, AND SURPLUS	
Weights and Measures	366,579.00	School		Cash Liabilities	5,412,023.17
Correctional and Penal	2,792,000.00	Self-liquidating		Reserves For Receivables	176,756.35
Other Public Safety	47,500.00	Other		Surplus Dec. 31,	2,056,157.38
PUBLIC WORKS		Total	7,631,000.00	TOTAL	7,644,936.90
Roads and Bridges, Streets, Drainage	353,000.00	Equalized Valuation Basis			
State Aid Motor Vehicle Fund		for Net Debt Computation	2,282,905,035.00		
County Funds	3,764,856.05	CAPITAL OUTLAY TOTAL	1,968,906.79		
Other Roads and Bridges		Public Enterprises			
Public Buildings and Grounds	1,330,794.00	Recreation—Culture			
Other Public Works	29,900.00	Public Works			
HEALTH AND WELFARE		Buildings and Grounds	625,706.79		
County Health Department	76,500.00	Library and Education	1,343,200.00		
Mental Health Activities	2,590,621.00	Conservation			
Tubercular Patient Care		All Other			
County Hospitals, Homes					
County Aid to Hospitals	73,000.00				
Health Clinics					
Mosquito Extermination	230,000.00				
Health Services Except Environmental	4,283,030.66				
County Welfare Board	1,833,688.00				
Child Welfare					
Other Welfare Services	152,277.64				
RECREATION AND CONSERVATION					
Parks, Playgrounds, Shade Trees	2,500.00				
Land Reclamation and Conservation	24,350.00				
Other Recreational Services					

COUNTY SALEM

COUNTY SEAT Salem City

Form of Government: Board of Chosen Freeholders 7 Members

Number of Constituent Municipalities 15

Population Census 1980 64,676

Population Census 1990 65,294

Land Area - Square Miles 346.56

Net Value on which County Tsxes are Approtioned 2,527,560,240

Tax Rate per \$100 .730

Tax Levy 18,446,553.20

Distribution of Ratables:

Class	Line Items	Assessed Valuation	% of Valuation
Vacant Land	5,778	51,324,400	3.47
Residential	18,089	876,326,621	59.31
Farm	5,611	174,256,900	11.80
Commercial	1,141	177,477,425	12.01
Industrial	47	169,258,146	11.46
Apartments	57	28,910,100	1.96
<hr/>			
TOTAL	30,723	1,477,553,592	100.00

Bond Ratings:

Moody's A

Standard & Poors A

SALEM COUNTY



1800

Population 1980 203,129

Population 1990 240,279

S & P Rating AAA

Moody Rating AAA

Land Area 305.55

Net Valuation Taxable

16,391,975.987

Net Valuation on Which County Taxes

are apportioned:

Sq. Miles 23,285,376,636

SOMERSET COUNTY - CLASS 3 -

Form of Government

Board of Chosen Freeholders

Number of Members - 5

PER CAPITA:

Gross Debt 647.96

Net Debt 637.44

Debt Service 87.73

Total Tax Levy 397.45

County Functions: 500.68

PER CENT:

Gross Debt .69

Net Debt .68

EXPENDITURES		EXPENDITURES (cont'd.)		REVENUES REALIZED	
GENERAL GOVERNMENT		EDUCATION (excluding schools)		Property Taxes	95,500,000.00
Governing Body and Public Boards	1,473,732.33	County Superintendent of Schools	194,312.43	Financial Business Tax	
County Clerk	639,576.39	Vocational Schools	6,881,000.00	Franchise Tax	
Financial Administration	642,498.93	County College	6,075,524.00	Bank Corp. Tax	
Board of Taxation	171,271.61	County Extension Services	384,900.62	Other Miscellaneous Taxes	
Planning, Housing, Development	817,316.53	Libraries	100,000.00	State Aid Revenues	10,561,423.69
Human Resources	1,502,086.14	Other Educational Services	367,097.00	Federal Aid Revenues	4,970.00
Elections	732,952.91	STATUTORY EXPENDITURES		State and Local Fiscal Assistance Act Utilized	
General Administration	7,063,725.87	Pensions and F.I.C.A.	6,076,819.84	Institutional Revenues	542,747.83
JUDICIARY		Employee Fringe Benefits	5,155,000.00	Courts	94,564.68
Superior Court-Low Division	1,828,365.87	Other Statutory Expenditures		County Clerk & Register	2,131,025.04
County Courts	223,974.36	Ceto & Other Public Employment Programs		Surrogate	137,478.67
County District Courts		COUNTY FUNCTIONS TOTAL	98,242,501.18	Sheriff	423,283.05
Juvenile and Domestic Relations Courts		CAPITAL IMPROVEMENTS *MEMO	1,000,000.00	Other Miscellaneous Revenues	12,063,899.29
Jury Commission and Jurors' Fees	399,036.00	DEBT SERVICE		Other Revenues, Revenue Sharing, Tax Effort	
Law Library	111,949.00	Principal Payments	12,262,400.00	TOTAL	121,459,392.25
Prosecutor's Office	4,716,287.00	Interest Payments	8,816,556.20	Prior Years Surplus Appropriated	13,820,430.00
Surrogate's Office	399,250.79	DEFERRED CHARGES	982,103.48	REVENUES TOTAL	135,279,822.25
Probation Office	3,930,413.46	RESERVE FOR UNCOLLECTED TAXES			
County Clerk (Judicial Functions)	395,014.07	EXPENDITURES TOTAL	120,303,560.86	CURRENT FINANCES DECEMBER 31,	
Sheriff's Office (Judicial Functions)				ASSETS	
Other Judicial				Cash Dec. 31,	48,069,486.67
PUBLIC SAFETY		CAPITAL DEBT AUTHORIZED, DECEMBER 31,		Taxes Receivable	
County Police	12,710.00	ISSUED AND UNISSUED		Emergencies and Other Deferred Charges	
Sheriff's Office	2,129,840.90	School		State Aid Receivable	2,590,017.96
Civil Defense and Disaster Control	154,681.61	Self-liquidating		Other Receivable	
Environmental Inspection and Control		Other	155,692,000	TOTAL	50,659,504.63
Weights and Measures	60,273.00	Total	155,692,000		
Correctional and Penal	5,489,508.22			LIABILITIES RESERVES, AND SURPLUS	14,388,163.33
Other Public Safety		ISSUED AND OUTSTANDING		Cash Liabilities	2,590,017.96
PUBLIC WORKS		School		Reserves For Receivables	33,681,323.34
Roads and Bridges, Streets, Drainage		Self-liquidating		Surplus Dec. 31,	
State Aid Motor Vehicle Fund		Other		TOTAL	50,659,504.63
County Funds	6,404,467.86	Total	134,686,000.00		
Other Roads and Bridges		Equalized Valuation Basis			
Public Buildings and Grounds	4,729,686.14	for Net Debt Computation	22,494,411,306.00		
Other Public Works	658,281.49	CAPITAL OUTLAY TOTAL	16,506,221.38		
HEALTH AND WELFARE					
County Health Department	646,746.00	Public Enterprises			
Mental Health Activities	9,092,860.62	Recreation—Culture	1,305,123.46		
Tubercular Patient Care		Public Works	75,421.32		
County Hospitals, Homes		Buildings and Grounds	12,480,142.63		
County Aid to Hospitals	75,000.00	Library and Education	1,733,418.20		
Health Clinics		Conservation	912,115.77		
Mosquito Extermination	300,000.00	All Other			
Health Services Except Environmental	900,082.51				
County Welfare Board	7,973,629.93				
Child Welfare	54,360.00				
Other Welfare Services	275,555.00				
RECREATION AND CONSERVATION					
Parks, Playgrounds, Shade Trees	3,952,907.00				
Land Reclamation and Conservation	5,032,880.75				
Other Recreational Services	11,875.00				

COUNTY SOMERSET

COUNTY SEAT Somerville Borough

Form of Government: Board of Chosen Freeholders 5 Members

Number of Constituent Municipalities 21

Population Census 1980 203,129

Population Census 1990 240,279

Land Area - Square Miles 305.55

Net Value on which County Taxes are Apportioned 23,285,376,636

Tax Rate \$100 .410

Tax Levy 95,500,000.00

Distribution of Ratables:

Class	Line Items	Assessed Valuation	% of Valuation
Vacant Land	8,631	570,450,678	3.50
Residential	78,018	10,945,474,366	67.21
Farm	2,672	328,623,995	2.02
Commercial	3,338	3,141,050,882	19.29
Industrial	563	1,077,474,050	6.62
Apartments	407	222,254,380	1.36
<hr/>			
TOTAL	93,629	16,285,328,351	100.00

Bond Ratings:

Moody's AAA

Standard & Poors AAA



SOMERSET COUNTY



1900

Population 1980 **116,119**Population 1990 **130,943**S & P Rating **A+**Moody Rating **AAA**Land Area **526.59**

Sq. Miles

Net Valuation Taxable

6,205,319,551

Net Valuation on Which County Taxes

are apportioned:

8,737,765,859

SUSSEX COUNTY - Class 3 -
Form of Government
Board of Chosen Freeholders
Number of Members - 3

PER CAPITA:

Gross Debt

468.92

Net Debt

464.46

Debt Service

35.15

Total Tax Levy

226.79

County Functions:

382.82

PER CENT:

Gross Debt

.74

Net Debt

.73

EXPENDITURES		EXPENDITURES (cont'd.)		REVENUES REALIZED	
GENERAL GOVERNMENT		EDUCATION (excluding schools)		Property Taxes	29,696,139.66
Governing Body and Public Boards	550,342.73	County Superintendent of Schools	98,862.00	Financial Business Tax	
County Clerk	420,376.00	Vocational Schools	4,744,083.00	Franchise Tax	83,903.37
Financial Administration	529,620.00	County College	1,997,248.00	Bank Corp. Tax	
Board of Taxation	152,576.00	County Extension Services	135,658.00	Other Miscellaneous Taxes	
Planning, Housing, Development	569,259.00	Libraries		State Aid Revenues	6,194,242.33
Human Resources	793,360.00	Other Educational Services	310,000.00	Federal Aid Revenues	60,000.00
Elections	342,942.00	STATUTORY EXPENDITURES		State and Local Fiscal Assistance Act Utilized	
General Administration	2,720,348.07	Pensions and F.I.C.A.	2,494,594.44	Institutional Revenues	3,645,697.08
JUDICIARY		Employee Fringe Benefits	3,424,642.00	Courts	75,603.05
Superior Court-Low Division	977,352.00	Other Statutory Expenditures		County Clerk & Register	803,553.22
County Courts	105,109.00	Ceto & Other Public Employment Programs		Surrogate	57,040.92
County District Courts		COUNTY FUNCTIONS TOTAL	45,524,466.76	Sheriff	163,045.60
Juvenile and Domestic Relations Courts		CAPITAL IMPROVEMENTS *MEMO		Other Miscellaneous Revenues	3,400,182.84
Jury Commission and Jurors' Fees	106,910.00	DEBT SERVICE		Other Revenues, Revenue Sharing, Tax Effort	
Law Library		Principal Payments	2,058,000.00	TOTAL	44,179,408.07
Prosecutor's Office	2,218,932.93	Interest Payments	2,544,220.25	Prior Years Surplus Appropriated	5,292,652.00
Surrogate's Office	181,930.00	DEFERRED CHARGES	279.31	REVENUES TOTAL	49,472,060.07
Probation Office	567,228.00	RESERVE FOR UNCOLLECTED TAXES		CURRENT FINANCES DECEMBER 31,	
County Clerk (Judicial Functions)	229,037.00	EXPENDITURES TOTAL	50,126,966.32	ASSETS	
Sheriff's Office (Judicial Functions)	255,850.00			Cash Dec. 31,	10,836,209.27
Other Judicial				Taxes Receivable	208,575.19
PUBLIC SAFETY		CAPITAL DEBT AUTHORIZED, DECEMBER 31,		Emergencies and Other Deferred Charges	
County Police		ISSUED AND UNISSUED	GROSS DEBT	State Aid Receivable	
Sheriff's Office	797,504.00	School		Other Receivable	3,346,440.09
Civil Defense and Disaster Control	74,300.00	Self-liquidating		TOTAL	14,391,224.55
Environmental Inspection and Control	5,007.00	Other	61,402,275	LIABILITIES, RESERVES, AND SURPLUS	
Weights and Measures	279,638.00	Total	61,402,275	Cash Liabilities	5,304,143.95
Correctional and Penal	3,964,711.00			Reserves For Receivables	1,197,981.46
Other Public Safety	21,500.00			Surplus Dec. 31,	7,889,099.14
PUBLIC WORKS		ISSUED AND OUTSTANDING		TOTAL	14,391,224.55
Roads and Bridges, Streets, Drainage	66,074.00	School			
State Aid Motor Vehicle Fund		Self-liquidating			
County Funds	4,622,337.00	Other			
Other Roads and Bridges		Total	34,655,000.00		
Public Buildings and Grounds	1,380,624.00	Equalized Valuation Basis			
Other Public Works	48,961.00	for Net Debt Computation	8,337,622,281.00		
HEALTH AND WELFARE		CAPITAL OUTLAY TOTAL	9,488,801.26		
County Health Department	226,858.00	Public Enterprises			
Mental Health Activities	1,164,509.00	Recreation—Culture			
Tubercular Patient Care		Public Works	1,855,070.32		
County Hospitals, Homes		Buildings and Grounds	7,261,633.60		
County Aid to Hospitals		Library and Education	372,097.34		
Health Clinics	9,000.00	Conservation			
Mosquito Extermination	68,522.00	All Other			
Health Services Except Environmental	1,973,222.00				
County Welfare Board	6,104,188.00				
Child Welfare	23,800.00				
Other Welfare Services	110,879.59				
RECREATION AND CONSERVATION					
Parks, Playgrounds, Shade Trees	94,173.00				
Land Reclamation and Conservation	515,829.00				
Other Recreational Services	36,500.00				

COUNTY SUSSEX

COUNTY SEAT Newton Town

Form of Government: Board of Chosen Freeholders 3 Members

Number of Constituent Municipalities 24

Population Census 1980 116,119

Population Census 1990 130,943

Land Area - Square Miles 526.09

Net Value on which County Taxes are Apportioned 8,737,765,859

Tax Rate per \$100 .340

Tax Levy 29,696,139.66

Distribution of Ratables:

Class	Line Items	Assessed Valuation	% of Valuation
Vacant Land	16,143	381,897,002	6.18
Residential	45,992	4,804,149,864	77.76
Farm	5,123	247,656,853	4.01
Commercial	2,023	602,208,578	9.75
Industrial	176	87,219,825	1.41
Apartments	104	54,766,216	.89
<hr/>			
TOTAL	69,561	6,177,898,338	100.00

Bond Ratings:

Moody's AAA

Standard & Poors A+



SUSSEX COUNTY



2000

Population 1980 **504,094**Population 1990 **493,819**S & P Rating **AA+**Moody Rating **AAA**Land Area **102.93**Sq. Miles **33,584,351,640**

Net Valuation Taxable

18,671,684,608

Net Valuation on Which County Taxes

are apportioned:

UNION COUNTY - Class 2 -
Form of Government
County Manager Plan - (O.C.C.L. - 1972)
Number of Members - 9

PER CAPITA:

Gross Debt **232.54**Net Debt **231.16**Debt Service **17.78**Total Tax Levy **267.00**County Functions: **451.45**

PER CENT:

Gross Debt **.35**Net Debt **.35**

EXPENDITURES		EXPENDITURES (cont'd.)		REVENUES REALIZED	
GENERAL GOVERNMENT		EDUCATION (excluding schools)		Property Taxes	131,851,015.00
Governing Body and Public Boards	443,225.00	County Superintendent of Schools	167,809.00	Financial Business Tax	
County Clerk	1,140,930.00	Vocational Schools	2,779,000.00	Franchise Tax	
Financial Administration	6,986,794.50	County College		Bank Corp. Tax	
Board of Taxation	190,125.00	County Extension Services	230,784.00	Other Miscellaneous Taxes	
Planning, Housing, Development	562,534.00	Libraries		State Aid Revenues	52,035,189.21
Human Resources	6,350,455.00	Other Educational Services	527,765.00	Federal Aid Revenues	5,962,078.77
Elections	1,668,799.00	STATUTORY EXPENDITURES		State and Local Fiscal Assistance Act Utilized	
General Administration	12,750,039.00	Pensions and F.I.C.A.	13,224,991.00	Institutional Revenues	9,655,990.00
JUDICIARY		Employee Fringe Benefits	13,514,337.00	Courts	705,607.42
Superior Court-Law Division	6,554,154.00	Other Statutory Expenditures	1,000.00	County Clerk & Register	1,550,011.10
County Courts	363,500.00	Ceto & Other Public Employment Programs		Surrogate	371,538.76
County District Courts		COUNTY FUNCTIONS TOTAL	213,559,861.50	Sheriff	397,500.00
Juvenile and Domestic Relations Courts		CAPITAL IMPROVEMENTS *MEMO	150,000.00	Other Miscellaneous Revenues	17,469,954.18
Jury Commission and Jurors' Fees		DEBT SERVICE		Other Revenues, Revenue Sharing, Tax Effort	
Law Library	91,208.00	Principal Payments	5,899,269.25	TOTAL	219,998,884.44
Prosecutor's Office	8,667,428.00	Interest Payments	2,881,974.58	Prior Years Surplus Appropriated	3,750,000.00
Surrogate's Office	558,128.00	DEFERRED CHARGES	592,198.55	REVENUES TOTAL	223,748,884.44
Probation Office	7,085,040.00	RESERVE FOR UNCOLLECTED TAXES		CURRENT FINANCES DECEMBER 31,	
County Clerk (Judicial Functions)	262,441.00	EXPENDITURES TOTAL	222,933,303.88	ASSETS	
Sheriff's Office (Judicial Functions)	5,845,912.00	CAPITAL DEBT AUTHORIZED, DECEMBER 31,		Cash Dec. 31,	31,624,736.59
Other Judicial		ISSUED AND UNISSUED GROSS DEBT	NET DEBT	Taxes Receivable	516,582.65
PUBLIC SAFETY		School		Emergencies and Other Deferred Charges	
County Police	3,733,731.00	Self-liquidating		State Aid Receivable	
Sheriff's Office	706,456.00	Other	114,832,944	Other Receivable	921,229.79
Civil Defense and Disaster Control	163,238.00	Total	114,832,944	TOTAL	33,062,549.03
Environmental Inspection and Control		ISSUED AND OUTSTANDING		LIABILITIES RESERVES, AND SURPLUS	
Weights and Measures	1,298,054.00	School		Cash Liabilities	24,544,155.14
Correctional and Penal	14,798,860.00	Self-liquidating		Reserves For Receivables	1,155,985.57
Other Public Safety	6,500.00	Other		Surplus Dec. 31,	7,362,408.32
PUBLIC WORKS		Total	83,748,000.00	TOTAL	33,062,549.03
Roads and Bridges, Streets, Drainage		Equalized Valuation Basis			
State Aid Motor Vehicle Fund		for Net Debt Computation	32,633,125,237.00		
County Funds	2,215,969.00	CAPITAL OUTLAY TOTAL	15,542,491.13		
Other Roads and Bridges		Public Enterprises			
Public Buildings and Grounds	7,298,319.00	Recreation—Culture	148,222.54		
Other Public Works	1,993,666.00	Public Works	1,016,676.03		
HEALTH AND WELFARE		Buildings and Grounds	6,584,268.20		
County Health Department	462,360.00	Library and Education	7,690,436.44		
Mental Health Activities	18,001,698.00	Conservation	102,887.92		
Tubercular Patient Care		All Other			
County Hospitals, Homes					
County Aid to Hospitals	19,139,778.00				
Health Clinics					
Mosquito Extermination	471,618.00				
Health Services Except Environmental	1,236,034.00				
County Welfare Board	43,704,540.00				
Child Welfare	2,165,522.00				
Other Welfare Services					
RECREATION AND CONSERVATION					
Parks, Playgrounds, Shade Trees	6,162,060.00				
Land Reclamation and Conservation	15,000.00				
Other Recreational Services	21,000.00				

COUNTY UNION

COUNTY SEAT Elizabeth City

Form of Government: *Board of Chosen Freeholders 9 Members

Number of Constituent Municipalities 21

Population Census 1980 504,094

Population Census 1990 493,819

Land Area - Square Miles 102.93

Net Value on which County Taxes are Apportioned 33,584,351,640

Tax Rate per \$100 .393

Tax Levy 131,851,015.00

Distribution of Ratables:

Class	Line Items	Assessed Valuation	% of Valuation
Vacant Land	5,256	205,458,500	1.11
Residential	124,332	12,660,805,480	68.20
Farm	, 44	, 3,812,900	.02
Commercial	7,945	2,407,961,000	12.97
Industrial	1,670	2,729,679,400	14.70
Apartments	1,127	555,655,600	2.99
<hr/>			
TOTAL	140,374	18,563,372,880	100.00

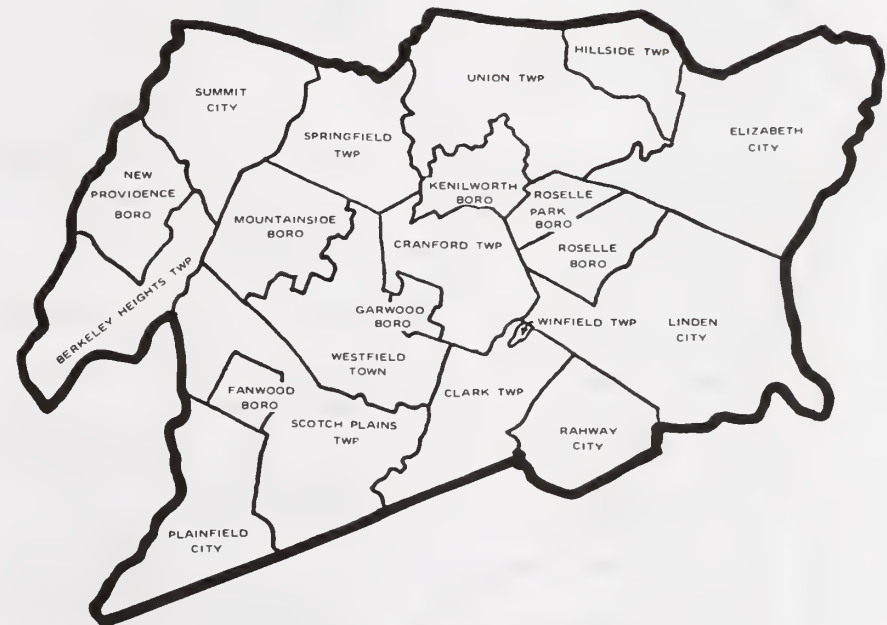
Bond Ratings:

Moody's AAA

Standard & Poors AA+



UNION COUNTY



2100

Population 1980 84,429

Population 1990 91,607

S & P Rating

Moody Rating A

Land Area 361.55

Sq. Miles 5,631,097,098

Net Valuation Taxable

5,443,726,773

Net Valuation on Which County Taxes

are apportioned:

WARREN COUNTY - Class 3 -
Form of Government
Board of Chosen Freeholders
Number of Members - 3

PER CAPITA:

Gross Debt 158.24

Net Debt 158.24

Debt Service 28.14

Total Tax Levy 364.64

County Functions: 598.93

PER CENT:

Gross Debt .27

Net Debt .27

EXPENDITURES		EXPENDITURES (cont'd.)		REVENUES REALIZED	
GENERAL GOVERNMENT		EDUCATION (excluding schools)		Property Taxes	33,403,639.19
Governing Body and Public Boards	537,751.00	County Superintendent of Schools	69,000.00	Financial Business Tax	
County Clerk	256,235.00	Vocational Schools	1,299,401.00	Franchise Tax	
Financial Administration	245,195.00	County College	1,348,440.00	Bank Corp. Tax	
Board of Taxation	127,768.00	County Extension Services	234,876.00	Other Miscellaneous Taxes	
Planning, Housing, Development	623,583.00	Libraries		State Aid Revenues	6,926,294.10
Human Resources	1,091,673.00	Other Educational Services	176,295.00	Federal Aid Revenues	1,295,999.03
Elections	252,451.00	STATUTORY EXPENDITURES		State and Local Fiscal Assistance Act Utilized	
General Administration	2,562,280.00	Pensions and F.I.C.A.	2,810,381.00	Institutional Revenues	5,934,533.15
JUDICIARY		Employee Fringe Benefits	3,647,000.00	Courts	65,605.05
Superior Court-Law Division	568,807.00	Other Statutory Expenditures	25,014.00	County Clerk & Register	536,937.64
County Courts	363,644.51	Ceta & Other Public Employment Programs		Surrogate	54,234.02
County District Courts		COUNTY FUNCTIONS TOTAL	52,288,267.01	Sheriff	130,894.35
Juvenile and Domestic Relations Courts		CAPITAL IMPROVEMENTS *MEMO	500,000.00	Other Miscellaneous Revenues	4,348,595.54
Jury Commission and Jurors' Fees	99,940.00	DEBT SERVICE		Other Revenues, Revenue Sharing, Tax Effort	
Law Library	25,000.00	Principal Payments	1,550,000.00	TOTAL	52,696,732.07
Prosecutor's Office	1,891,603.00	Interest Payments	1,027,908.74	Prior Years Surplus Appropriated	5,500,000.00
Surrogate's Office	166,129.00	DEFERRED CHARGES	459.85	REVENUES TOTAL	58,196,732.07
Probation Office	1,738,739.00	RESERVE FOR UNCOLLECTED TAXES		CURRENT FINANCES DECEMBER 31,	
County Clerk (Judicial Functions)	287,053.00	EXPENDITURES TOTAL	54,866,635.60	ASSETS	
Sheriff's Office (Judicial Functions)				Cash Dec. 31,	19,975,592.20
Other Judicial				Taxes Receivable	17,422.68
PUBLIC SAFETY		CAPITAL DEBT AUTHORIZED, DECEMBER 31,		Emergencies and Other Deferred Charges	
County Police		ISSUED AND UNISSUED	GROSS DEBT	State Aid Receivable	
Sheriff's Office	605,219.00	School		Other Receivable	444,171.14
Civil Defense and Disaster Control	89,897.00	Self-liquidating		TOTAL	20,437,186.02
Environmental Inspection and Control		Other	14,495,868		
Weights and Measures	212,214.00	Total	14,495,868	LIABILITIES RESERVES, AND SURPLUS	
Correctional and Penal	3,046,344.00			Cash Liabilities	8,485,198.13
Other Public Safety	10,000.00			Reserves For Receivables	461,593.82
PUBLIC WORKS		ISSUED AND OUTSTANDING		Surplus Dec. 31,	11,490,394.07
Roads and Bridges, Streets, Drainage	1,189,466.50	School		TOTAL	20,437,186.02
State Aid Motor Vehicle Fund		Self-liquidating			
County Funds	6,498,506.00	Other	14,495,800.00		
Other Roads and Bridges		Total	14,495,800.00		
Public Buildings and Grounds	4,335,301.00	Equalized Valuation Basis			
Other Public Works		far Net Debt Computation	5,340,909,498.00		
HEALTH AND WELFARE		CAPITAL OUTLAY TOTAL	3,020,945.95		
County Health Department	2,597,061.00	Public Enterprises			
Mental Health Activities	2,918,699.00	Recreation—Culture	7,167.07		
Tubercular Patient Care		Public Works			
County Hospitals, Homes		Buildings and Grounds	2,633,778.88		
County Aid to Hospitals		Library and Education	380,000.00		
Health Clinics		Conservation			
Mosquito Extermination	227,373.00	All Other			
Health Services Except Environmental	415,985.00				
County Welfare Board	2,857,198.00				
Child Welfare	27,425.00				
Other Welfare Services	6,499,226.00				
RECREATION AND CONSERVATION					
Parks, Playgrounds, Shade Trees	7,600.00				
Land Reclamation and Conservation	285,994.00				
Other Recreational Services	16,000.00				

COUNTY WARREN

COUNTY SEAT Belvidere Town

Form of Government: Board of Chosen Freeholders 3 Members

Number of Constituent Municipalities 23

Population Census 1980 84,429

Population Census 1990 91,607

Land Area - Square Miles 361.55

Net Value on which County Taxes are Apportioned 5,631,097,098

Tax Rate per \$100 .593

Tax Levy 33,403,639.19

Distribution of Ratables:

Class	Line Items	Assessed Valuation	% of Valuation
Vacant Land	6,709	363,034,230	6.72
Residential	26,596	3,479,858,728	64.37
Farm	4,811	,287,745,264	5.32
Commercial	1,796	589,662,766	10.91
Industrial	203	546,318,930	10.11
Apartments	130	139,078,450	2.57
<hr/>			
TOTAL	40,245	5,405,698,368	100.00

Bond Ratings:

Moody's A

Standard & Poors ---



WARREN COUNTY



SUMMARY OF 21 COUNTY UNITS

Form of Government:	16 - Boards of Chosen Freeholders 4 - County Executive Plan (Optional County Charter Law, 1972) 1 - County Manager Plan (Optional County Charter Law, 1972)
Number of Constituent Municipalities	567
Population Census 1980	7,364,823
Population Census 1990	7,730,188
Land Area - Square Miles	7,487.32
Net Value on which County Taxes are Apportioned	523,821,481,702
County Taxes Apportioned	2,157,993,973.34

Distribution of Ratables:

Class	Line Items	Assessed Valuation	% of Valuation
Vacant Land	337,212	13,525,501,505	3.72
Residential	2,135,474	248,763,616,476	68.50
Farm	57,470	3,550,925,238	.97
Commercial	120,141	57,751,095,600	15.90
Industrial	18,508	27,785,819,138	7.65
Apartment	17,276	11,770,953,186	3.24
TOTAL	2,686,081	363,147,911,143	100.00



STATE SUMMARIES

SUMMARY COUNTY DATA SHEETS

EXPENDITURES		EXPENDITURES (cont'd.)		REVENUES REALIZED	
GENERAL GOVERNMENT		EDUCATION (excluding schools)		Property Taxes	
Governing Body and Public Boards	25,093,039.13	County Superintendent of Schools	4,056,163.65		2,157,993,973.34
County Clerk	24,224,976.21	Vocational Schools	123,613,095.50	Financial Business Tax	
Financial Administration	55,839,496.40	County College	129,394,692.45	Franchise Tax	1,893,698.08
Board of Taxation	4,437,485.61	County Extension Services	4,252,349.30	Bank Corp. Tax	
Planning, Housing, Development	35,574,056.86	Libraries	3,159,747.88	Other Miscellaneous Taxes	2,661,523.78
Human Resources	60,811,578.32	Other Educational Services	25,186,002.06	State Aid Revenues	608,123,819.96
Elections	25,569,448.53	STATUTORY EXPENDITURES		Federal Aid Revenues	65,646,467.91
General Administration	203,546,209.60	Pensions and F.I.C.A.	196,143,615.53	State and Local Fiscal Assistance Act Utilized	49,206.24
JUDICIARY		Employee Fringe Benefits	189,770,379.81	Institutional Revenues	214,472,036.67
Superior Court-Law Division	43,783,031.73	Other Statutory Expenditures	2,470,752.00	Courts	9,493,232.91
County Courts	65,051,876.17	Ceta & Other Public Employment Programs		County Clerk & Register	38,983,414.57
County District Courts		COUNTY FUNCTIONS TOTAL	3,178,210,176.80	Surrogate	4,787,568.18
Juvenile and Domestic Relations Courts		CAPITAL IMPROVEMENTS *MEMO	20,998,142.14	Sheriff	10,066,248.37
Jury Commission and Jurors' Fees	8,109,625.59	DEBT SERVICE		Other Miscellaneous Revenues	392,651,233.58
Law Library	1,576,311.00	Principal Payments	187,367,776.36	Other Revenues, Revenue Sharing, Tax Effort	
Prosecutor's Office	119,848,986.40	Interest Payments	136,678,675.41	TOTAL	3,506,822,423.59
Surrogate's Office	7,404,877.79	DEFERRED CHARGES	77,155,725.69	Prior Years Surplus Appropriated	178,027,845.07
Probation Office	70,640,424.27	RESERVE FOR UNCOLLECTED TAXES		REVENUES TOTAL	3,684,850,268.66
County Clerk (Judicial Functions)	16,435,926.35	EXPENDITURES TOTAL	3,579,412,354.26	CURRENT FINANCES DECEMBER 31,	
Sheriff's Office (Judicial Functions)	17,241,491.46			ASSETS	
Other Judicial	1,333,110.00			Cash Dec. 31,	528,241,278.69
PUBLIC SAFETY				Taxes Receivable	7,554,817.75
County Police	36,865,327.70	CAPITAL DEBT AUTHORIZED, DECEMBER 31,		Emergencies and Other Deferred Charges	8,139,881.59
Sheriff's Office	73,032,624.15	ISSUED AND UNISSUED GROSS DEBT		State Aid Receivable	9,417,608.99
Civil Defense and Disaster Control	7,186,898.74	School	3,975,000	Other Receivable	81,334,563.78
Environmental Inspection and Control	14,091.00	Self-liquidating	330,802,000	TOTAL	634,688,150.80
Weights and Measures	12,586,807.63	Other	3,870,040,289		
Correctional and Penal	229,180,743.93	Total	4,204,817,289	LIABILITIES RESERVES, AND SURPLUS	
Other Public Safety	1,725,988.00			Cash Liabilities	316,101,315.61
PUBLIC WORKS				Reserves For Receivables	71,664,903.64
Roads and Bridges, Streets, Drainage	6,902,942.27	ISSUED AND OUTSTANDING		Surplus Dec. 31,	246,921,931.55
State Aid Motor Vehicle Fund		School	3,560,000.00	TOTAL	634,688,150.80
County Funds	99,025,074.77	Self-liquidating	158,678,000.00		
Other Roads and Bridges		Other	2,921,218,659.86		
Public Buildings and Grounds	87,475,172.04	Total	3,083,456,659.86		
Other Public Works	34,784,004.97	Equalized Valuation Basis for Net Debt Computation	503,473,922,396.00		
HEALTH AND WELFARE		CAPITAL OUTLAY TOTAL	444,363,966.88		
County Health Department	15,406,729.45	Public Enterprises	20,562,812.04		
Mental Health Activities	221,308,028.37	Recreation—Culture	16,207,581.53		
Tubercular Patient Care	26,000.00	Public Works	81,404,380.65		
County Hospitals, Homes	127,388,081.00	Buildings and Grounds	276,106,189.05		
County Aid to Hospitals	122,066,559.00	Library and Education	50,881,835.56		
Health Clinics	5,324,144.00	Conservation	3,674,695.51		
Mosquito Extermination	10,334,163.20	All Other			
Health Services Except Environmental	111,895,294.58				
County Welfare Board	389,989,303.11				
Child Welfare	10,579,634.10				
Other Welfare Services	20,082,657.55				
RECREATION AND CONSERVATION					
Parks, Playgrounds, Shade Trees	77,847,891.33				
Land Reclamation and Conservation	10,119,777.78				
Other Recreational Services	2,493,488.53				

SUMMARY MUNICIPAL DATA SHEETS

EXPENDITURES		REVENUES-REALIZED		1991 PROPERTY TAX	
GENERAL GOVERNMENT				STATE EQUALIZED TAX RATE	
Governing Body & Public Boards	22,069,099.92	1991 Property Taxes Collected	9,805,241,814.10	Local District School Taxes	4,254,019,774.72
Municipal Clerk	25,627,793.08	1991 Payments in Lieu of Taxes	77,687,594.12	Regional & Consolidated School Tax	892,424,922.47
Financial Administration	83,501,944.16	Delinquent Tax & Lien Collections	411,878,662.85	School Taxes in Municipal Budget	26,094,662.63
Assessment of Taxes	49,919,514.43	Business Personalty Replacement Taxes	158,506,905.41	County Taxes	2,177,857,524.89
Collection of Taxes	38,568,652.95	Taxes from Public Utilities	631,364,255.49	County Library Taxes	39,843,542.58
Planning, Housing & Development	57,892,445.54	Other Miscellaneous Tax Revenues	26,356,544.00	Local Municipal Purpose Taxes	2,533,144,419.14
Human Resources	115,467,110.20	State Aid Revenues	841,273,979.71	Veteran & Senior Citizen Taxes	61,417,211.00
Elections	2,763,325.07	Federal Aid Revenues	10,354,271.24	Total Taxes for Rate Computation	9,984,802,057.43
General Administration (other)	502,082,927.96	State and Local Fiscal Assistance Act Utilized	9,505.33	Special District Taxes	94,292,039.02
JUDICIARY		Sale of Acquired Property	3,285,891.73	Bank Corp. Taxes	
Municipal Courts	73,742,502.37	Other Miscellaneous Revenues	928,215,500.81	Added and Omitted Taxes	83,954,008.20
PUBLIC SAFETY		Total	11,945,174,984.79	Total Taxes Levied - ABSTRACT	10,101,630,893.65
Fire Protection	377,441,400.59	Prior Years Surplus Appropriated	509,075,940.35	Total Taxes Billed	9,305,227,440.18
Police Protection	1,035,445,350.17	REVENUES	12,454,250,925.14	1991 TAXES COLLECTED	8,805,241,814.10
Civil Defense & Disaster Control	4,564,582.33	Reserve For Uncollected Taxes	609,265,094.40	1991 Taxes Cancelled, Abated or Adjusted	53,527,869.53
Environmental Inspection & Control	72,490,212.37	CAPITAL OUTLAY	2,308,232,108.43	Transfer to Tax Title Liens or Foreclosed	57,915,875.09
Other Public Safety	723,652.62	Total	2,308,232,108.43	Balance Outstanding Dec. 31, 1991	391,930,887.28
PUBLIC WORKS				PRIOR YEARS TAXES OUTSTANDING	
Streets and Drainage	355,195,664.22	Public Enterprises	190,183,649.67	Balance January 1, 1991	455,483,893.27
Sewers and Sewage Processing	282,459,216.98	Recreation—Culture	24,601,193.85	Collected in 1991	320,456,270.85
Garbage and Trash Disposal	346,533,820.82	Public Works	179,586,750.91	Cancelled, Abated or Adjusted 1991	21,217,932.46
Public Buildings and Grounds	106,520,072.30	Buildings and Grounds	613,906,963.88	Transfers to Tax Title Liens or Foreclosed	21,810,690.56
Other Public Works	74,175,092.08	Library and Education	50,959,483.69	Balance December 31, 1991	91,998,999.40
HEALTH and WELFARE		Conservation	2,842,252.00	TAX TITLE LIENS OUTSTANDING	
Health Services Except Environmental	87,398,763.78	All Other		Balance January 1, 1991	184,376,560.78
Welfare-Public Assistance	36,007,831.33	CAPITAL DEBT AUTHORIZED, DECEMBER 31, 1991		Transfer From Taxes	81,722,352.08
Hospital, Clinics, First Aid	1,857,426.31	ISSUED AND UNISSUED		Redeemed in 1991	44,736,756.88
Animal, Insect, & Rodent Control	5,433,774.98	School	1,390,381,137	Cancelled, Abated or Adjusted (1991)	2,565,582.90
Other Welfare Services	2,359,261.38	Self-Liquidating	1,818,794,219	Transfers to Foreclosed Property	5,610,342.58
RECREATION and CONSERVATION		Other	4,747,769,216	Balance December 31, 1991	213,186,230.50
Beaches and Boardwalks	8,023,572.92	Total	8,456,944,574	PROPERTY ACQUIRED BY DEED OR FORECLOSURE	
Parks, Playgrounds, Shade Trees	52,141,094.09	ISSUED AND OUTSTANDING		Balance January 1, 1991	324,951,030.54
Land Reclamation & Conservation	23,305,493.24	School	1,424,457,830.39	Transfers From Taxes or Liens	5,554,066.12
Other Recreational Services	59,909,162.74	Self-Liquidating	1,204,300,370.42	Sale for Cash (1991)	959,545.64
EDUCATION (excluding schools)		Other	3,525,376,765.12	Cancelled, Abated or Adjusted (1991)	6,650,698.18
Libraries	133,603,738.12	Total	6,154,134,965.93	Balance December 31, 1991	322,894,852.84
Other Educational Services	20,666,128.14	EQUALIZED VALUATION BASIS	503,473,922,396.00	CURRENT FINANCES DECEMBER 31, 1991	
STATUTORY EXPENDITURES		FOR NET DEBT COMPUTATION		ASSETS	
Pensions & F. I. C. A.	308,520,307.78	REAL PROPERTY VALUATIONS		Cash Dec. 31, 1991	1,879,859,111.73
Employee Fringe Benefits	336,219,725.06	Code Class # of Parcels % VAL'N	ASSESSED VALUATION	Taxes Receivable	483,929,886.68
Other Statutory Expenditures	1,750,662.66	1 Vacant Land		Tax Title Liens	213,186,230.50
CETA And Other Public Employment Programs		2 Residential		Foreclosed Property	322,894,852.84
MUNICIPAL FUNCTIONS	4,704,390,372.69	3 Farm		Emergencies & Other Deferred Charges	189,286,161.19
CAPITAL IMPROVEMENTS	33,743,167.54	4a Commercial (SEE PAGE 48)		State and Federal Aid Receivable	181,122,272.51
DEBT SERVICE		4b Industrial		Other Receivables	340,487,561.62
Principal Payments	297,122,514.49	4c Apartments		Total	3,610,766,077.07
Interest Payments	249,359,116.96	Total		LIABILITIES, RESERVES, AND SURPLUS	
TYPE I SCHL DEBT *MEMO	60,449,341.21	Land Area 7487.32 Sq. Miles		Cash Liabilities	1,658,735,319.23
DEFERRED CHARGES	30,276,462.27	Net Valuation Taxable-Municipal	365,656,420,473.00	Reserves for Receivables	1,188,538,821.15
SCHOOL COUNTY, SPECIAL DISTRICT TAXES	7,484,532,466.31	Net Valuation Taxable-County	523,321,481,702.00	Surplus Dec. 31, 1991	763,491,936.69
RESERVE FOR UNCOLLECTED TAXES	609,265,094.40	State Equalized Valuation	510,239,009,166.00	Total	3,610,766,077.07
EXPENDITURES	13,424,946,027.12	State Equalization Ratio	44,643.43		

1987 / 3000

*ABOVE DEBT SERVICE INCLUDES TYPE I SCHOOL DEBT

*Includes County Health Service Taxes, County Vocational School Taxes, or County Open Space Tax. See Table 13.

State Equalized Tax Rate

Gross Debt	2.04
Net Debt	1.04
Tax Levy Collected	92.98
Tax Levy Cancelled, Abated or Adjusted	.48

1987 / 3000

*Includes County Health Service Taxes, County Vacational School Taxes, or County Open Space Tax. See Table 13.

0299
 Population 1980 845,385
 Population 1990 825,380
 S & P Rating
 Moody Rating

General Tax Rate Per \$100.
 State Equalized Tax Rate

SUMMARY BERGEN COUNTY MUNICIPALITIES

PER CAPITA:		PER CENT:	
Gross Debt	652.17	Gross Debt	.66
Net Debt	480.93	Net Debt	.48
Debt Service	71.75	Tax Levy Collected	96.58
Total Tax Levy	1,635.18	Tax Levy Cancelled, Abated or Adjusted	.47
Municipal Expenditures	856.68		

EXPENDITURES		REVENUES-REALIZED		1991 PROPERTY TAX	
GENERAL GOVERNMENT				STATE EQUALIZED TAX RATE →	
Governing Body & Public Boards	1,016,045.92	1991 Property Taxes Collected	1,237,573,884.72	Local District School Taxes	651,110,852.28
Municipal Clerk	1,224,298.58	1991 Payments in Lieu of Taxes	2,766,841.75	Regional & Consolidated School Tax	89,171,640.89
Financial Administration	5,926,646.35	Delinquent Tax & Lien Collections	32,105,568.74	School Taxes in Municipal Budget	1,845,421.50
Assessment of Taxes	5,744,378.31	Business Personalty Replacement Taxes	15,303,586.78	County Taxes	198,936,874.64
Collection of Taxes	4,867,008.56	Taxes from Public Utilities	66,194,328.23	County Library Taxes	
Planning, Housing & Development	2,592,363.32	Other Miscellaneous Tax Revenues	1,802,602.25	Local Municipal Purpose Taxes	402,882,958.07
Human Resources	6,922,316.22	State Aid Revenues	73,065,158.49	Veteran & Senior Citizen Taxes	7,192,900.00
Elections	155,955.43	Federal Aid Revenues	1,171.00	Total Taxes for Rate Computation	1,351,140,647.38
General Administration (other)	58,552,465.07	State and Local Fiscal Assistance Act Utilized	263.00	Special District Taxes	1,725,261.00
JUDICIARY		Sale of Acquired Property	67,500.00	Bank Corp. Taxes	
Municipal Courts	7,277,574.21	Other Miscellaneous Revenues	85,143,114.37	Added and Omitted Taxes	3,974,744.88
PUBLIC SAFETY		Total	1,564,024,019.33	Total Taxes Levied - ABSTRACT	1,349,647,753.26
Fire Protection	30,085,904.90	Prior Years Surplus Appropriated	57,418,036.24	Total Taxes Billed	1,333,182,199.38
Police Protection	132,603,351.00	REVENUES TOTAL	1,621,442,055.57	1991 TAXES COLLECTED	1,287,573,884.72
Civil Defense & Disaster Control	399,885.85	Reserve For Uncollected Taxes	55,686,565.03	1991 Taxes Cancelled, Abated or Adjusted	6,228,697.25
Environmental Inspection & Control	8,184,732.15	CAPITAL OUTLAY TOTAL	67,847,875.54	Transfer to Tax Title Liens or Foreclosed	1,674,021.48
Other Public Safety	40,000.00			Balance Outstanding Dec. 31, 1991	37,705,129.72
PUBLIC WORKS		Public Enterprises	5,270,810.85	PRIOR YEARS TAXES OUTSTANDING	
Streets and Drainage	36,885,158.80	Recreation—Culture	2,061,643.41	Balance January 1, 1991	35,639,426.47
Sewers and Sewage Processing	68,094,107.12	Public Works	15,118,653.71	Collected in 1991	30,177,580.03
Garbage and Trash Disposal	67,768,942.11	Buildings and Grounds	41,166,070.26	Cancelled, Abated or Adjusted 1991	1,090,064.63
Public Buildings and Grounds	10,311,087.47	Library and Education	974,726.75	Transfers to Tax Title Liens or Foreclosed	855,958.56
Other Public Works	6,681,620.78	Conservation	120,809.09	Balance December 31, 1991	3,515,823.25
HEALTH and WELFARE		All Other		TAX TITLE LIENS OUTSTANDING	
Health Services Except Environmental	7,243,339.39	CAPITAL DEBT AUTHORIZED, DECEMBER 31, 1991		Balance January 1, 1991	4,860,115.00
Welfare-Public Assistance	1,753,296.93	ISSUED AND UNISSUED		Transfer From Taxes	2,619,752.92
Hospital, Clinics, First Aid	182,568.00	School	55,274,026	Redeemed in 1991	1,829,440.04
Animal, Insect, & Rodent Control	283,592.00	Self-Liquidating	53,385,212	Cancelled, Abated or Adjusted (1991)	65,349.63
Other Welfare Services	53,460.00	Other	429,630,751	Transfers to Foreclosed Property	6,237.02
RECREATION and CONSERVATION		Total	538,289,989	Balance December 31, 1991	5,578,841.23
Beaches and Boardwalks	1,575.00	ISSUED AND OUTSTANDING		PROPERTY ACQUIRED BY DEED OR FORECLOSURE	
Parks, Playgrounds, Shade Trees	7,587,999.76	School	54,026,854.35	Balance January 1, 1991	14,536,439.36
Land Reclamation & Conservation	7,051,316.33	Self-Liquidating	32,586,336.00	Transfers From Taxes or Liens	6,237.02
Other Recreational Services	7,980,848.85	Other	357,068,435.51	Sale for Cash (1991)	
EDUCATION (excluding schools)		Total	443,681,625.86	Cancelled, Abated or Adjusted (1991)	
Libraries	24,748,031.32	EQUALIZED VALUATION BASIS		Balance December 31, 1991	14,542,676.38
Other Educational Services	299,880.00	FOR NET DEBT COMPUTATION	81,768,837,261.36	CURRENT FINANCES DECEMBER 31, 1991	
STATUTORY EXPENDITURES		REAL PROPERTY VALUATIONS		ASSETS	
Pensions & F. L. C. A.	37,788,480.87	Code Class # of Parcels % VAL'N		Cash Dec. 31, 1991	204,271,927.74
Employee Fringe Benefits	32,791,616.95	1 Vacant Land		Taxes Receivable	41,220,952.97
Other Statutory Expenditures	109,301.00	2 Residential		Tax Title Liens	5,578,841.23
CETA And Other Public Employment Programs		3 Farm		Foreclosed Property	14,542,676.38
MUNICIPAL FUNCTIONS TOTAL	533,214,198.55	4a Commercial (SEE PAGE 9)		Emergencies & Other Deferred Charges	9,496,269.50
CAPITAL IMPROVEMENTS *MEMO*	4,823,154.46	4b Industrial		State and Federal Aid Receivable	3,456,027.15
DEBT SERVICE		4c Apartments		Other Receivables	16,122,707.72
Principal Payments	38,350,885.90	Total		Total	294,689,402.69
Interest Payments	20,869,651.51	Land Area 234.57 Sq. Miles		LIABILITIES, RESERVES, AND SURPLUS	
TYPE I SCHL DEBT *MEMO	1,844,786.44	Net Valuation Taxable-Municipal	67,639,288,629.00	Cash Liabilities	119,582,897.16
DEFERRED CHARGES	8,965,782.62	Net Valuation Taxable-County	85,243,752,850.00	Reserves for Receivables	77,113,472.85
SCHOOL, COUNTY, SPECIAL DISTRICT TAXES	942,790,050.31	State Equalized Valuation	81,261,455,857.00	Surplus Dec. 31, 1991	97,993,032.68
RESERVE FOR UNCOLLECTED TAXES	55,686,565.03	State Equalization Ratio		Total	294,689,402.69
EXPENDITURES TOTAL	1,649,877,133.92				

0399

Population 1980 362,542
 Population 1990 395,066
 S & P Rating
 Moody Rating

General Tax Rate Per \$100.

State Equalized Tax Rate

SUMMARY BURLINGTON COUNTY MUNICIPALITIES

PER CAPITA:

Gross Debt	979.92	Gross Debt	2.19
Net Debt	503.40	Net Debt	1.12
Debt Service	39.36	Tax Levy Collected	94.40
Total Tax Levy	985.42	Tax Levy Cancelled, Abated	
Municipal Expenditures	449.94	or Adjusted	.75

EXPENDITURES		REVENUES-REALIZED		1991 PROPERTY TAX	
GENERAL GOVERNMENT				STATE EQUALIZED TAX RATE	
Governing Body & Public Boards	373,593.04	1991 Property Taxes Collected	367,680,805.82	Local District School Taxes	175,580,579.68
Municipal Clerk	1,059,402.00	1991 Payments in Lieu of Taxes	43,287.43	Regional & Consolidated School Tax	36,551,693.97
Financial Administration	3,026,893.57	Delinquent Tax & Lien Collections	18,131,411.99	School Taxes in Municipal Budget	78,810.00
Assessment of Taxes	1,526,321.00	Business Personalty Replacement Taxes	3,927,837.69	County Taxes	101,701,962.90
Collection of Taxes	1,843,542.75	Taxes from Public Utilities	31,540,636.86	County Library Taxes	4,580,000.00
Planning, Housing & Development	1,595,654.16	Other Miscellaneous Tax Revenues	46,897.00	Local Municipal Purpose Taxes	56,965,548.72
Human Resources	3,673,299.18	State Aid Revenues	23,307,163.64	Veteran & Senior Citizen Taxes	2,989,936.00
Elections	22,920.00	Federal Aid Revenues		Total Taxes for Rate Computation	378,448,531.27
General Administration (other)	18,250,209.81	State and Local Fiscal Assistance Act Utilized		Special District Taxes	7,606,992.40
JUDICIARY		Sale of Acquired Property		Bank Corp. Taxes	
Municipal Courts	3,104,352.08	Other Miscellaneous Revenues	29,351,037.47	Added and Omitted Taxes	6,238,546.97
PUBLIC SAFETY			29,351,037.47	Total Taxes Levied - ABSTRACT	389,304,134.64
Fire Protection	2,095,570.78	Prior Years Surplus Appropriated	27,762,853.59	Total Taxes Billed	389,507,709.06
Police Protection	33,965,818.33	REVENUES TOTAL	501,791,931.49	1991 TAXES COLLECTED	367,680,805.82
Civil Defense & Disaster Control	78,239.00	Reserve For Uncollected Taxes	25,879,254.25	1991 Taxes Cancelled, Abated or Adjusted	2,908,410.87
Environmental Inspection & Control	3,345,615.83	CAPITAL OUTLAY TOTAL	42,925,775.17	Transfer to Tax Title Liens or Foreclosed	1,708,535.02
Other Public Safety	14,908.00			Balance Outstanding Dec. 31, 1991	17,252,610.85
PUBLIC WORKS				PRIOR YEARS TAXES OUTSTANDING	
Streets and Drainage	13,775,716.56	Public Enterprises	21,893,421.92	Balance January 1, 1991	19,447,956.92
Sewers and Sewage Processing	4,155,862.22	Recreation-Culture	435,800.74	Collected in 1991	16,602,601.47
Gorbage and Trash Disposal	11,566,526.47	Public Works	4,524,717.04	Cancelled, Abated or Adjusted 1991	471,013.95
Public Buildings and Grounds	3,453,209.55	Buildings and Grounds	15,545,037.89	Transfers to Tax Title Liens or Foreclosed	822,124.74
Other Public Works	2,014,062.43	Library and Education	431,551.65	Balance December 31, 1991	1,552,216.76
HEALTH and WELFARE		Conservation	15,246.53	TAX TITLE LIENS OUTSTANDING	
Health Services Except Environmental	222,864.00	All Other		Balance January 1, 1991	6,557,929.43
Welfare-Public Assistance	651,095.91	CAPITAL DEBT AUTHORIZED, DECEMBER 31, 1991		Transfer From Taxes	3,360,016.68
Hospital, Clinics, First Aid		ISSUED AND UNISSUED		Redeemed in 1991	1,521,456.52
Animal, Insect, & Rodeo Control	261,559.65	School	116,681,789	Cancelled, Abated or Adjusted (1991)	3,110.53
Other Welfare Services	46,157.00	Self-Liquidating	102,750,895	Transfers to Foreclosed Property	6,454.09
RECREATION and CONSERVATION		Other	167,699,551	Balance December 31, 1991	8,386,924.97
Beaches and Boardwalks	1,550.00	Total	387,132,236	PROPERTY ACQUIRED BY DEED OR FORECLOSURE	
Parks, Playgrounds, Shade Trees	1,470,274.00	ISSUED AND OUTSTANDING		Balance January 1, 1991	6,283,558.20
Land Reclamation & Conservation	188,560.18	School	107,667,497.29	Transfers From Taxes or Liens	6,454.09
Other Recreational Services	2,300,265.44	Self-Liquidating	76,268,210.94	Sale for Cash (1991)	
EDUCATION (excluding schools)		Other	119,389,255.64	Cancelled, Abated or Adjusted (1991)	64,425.33
Libraries	2,242,856.00	Total	303,324,963.87	Balance December 31, 1991	6,225,586.96
Other Educational Services	68,747.25	EQUALIZED VALUATION BASIS		CURRENT FINANCES DECEMBER 31, 1991	
STATUTORY EXPENDITURES		FOR NET DEBT COMPUTATION	17,708,345,249.66	ASSETS	
Pensions & F.I.C.A.	9,337,697.93	REAL PROPERTY VALUATIONS		Cash Dec. 31, 1991	107,439,658.31
Employee Fringe Benefits	8,322,868.57	Code Class # of Parcels % VAL'N	ASSESSED VALUATION	Taxes Receivable	18,804,827.61
Other Statutory Expenditures	151,106.20	1 Vacant Land		Tax Title Liens	8,365,754.97
CETA And Other Public Employment Programs		2 Residential		Foreclosed Property	6,275,586.96
MUNICIPAL FUNCTIONS TOTAL	134,212,368.89	3 Farm		Emergencies & Other Deferred Charges	1,916,903.02
CAPITAL IMPROVEMENTS *MEMO*	1,338,936.00	4a Commercial (SEE PAGE 11)		State and Federal Aid Receivable	1,102,004.39
DEBT SERVICE		4b Industrial		Other Receivables	17,055,191.02
Principal Payments	8,437,020.46	4c Apartments		Total	160,955,926.28
Interest Payments	7,114,200.99	Total		LIABILITIES, RESERVES, AND SURPLUS	
DEFERRED CHARGES	2,114,431.53	Land Area 817.64 Sq. Miles		Cash Liabilities	59,838,482.22
SCHOOL, COUNTY, SPECIAL DISTRICT TAXES	326,100,038.95	Net Valuation Taxable-Municipal	16,920,376,955.00	Reserves for Receivables	50,597,394.44
RESERVE FOR UNCOLLECTED TAXES	25,879,254.25	Net Valuation Taxable-County	18,675,334,068.00	Surplus Dec. 31, 1991	50,524,049.62
EXPENDITURES TOTAL	503,857,315.07	State Equalized Valuation	18,685,510,925.00	Total	160,955,926.28
		State Equalization Ratio			

0499

Population 1980 471,678
 Population 1990 502,824
 S & P Rating
 Moody Rating

General Tax Rate Per \$100.

State Equalized Tax Rate

SUMMARY CAMDEN COUNTY MUNICIPALITIES

PER CAPITA:

Gross Debt 1,138.49
 Net Debt 483.38
 Debt Service 50.96
 Total Tax Levy 1,077.48
 Municipal Expenditures 574.78

PER CENT:

Gross Debt 3.17
 Net Debt 1.34
 Tax Levy Collected 94.56
 Tax Levy Cancelled, Abated or Adjusted .37

EXPENDITURES		REVENUES-REALIZED		1991 PROPERTY TAX	
GENERAL GOVERNMENT				STATE EQUALIZED TAX RATE →	
Governing Body & Public Boards	989,358.67	1991 Property Taxes Collected	448,394,799.22	Local District School Taxes	209,659,685.53
Municipal Clerk	607,953.23	1991 Payments in Lieu of Taxes	1,385,290.38	Regional & Consolidated School Tax	30,936,835.44
Financial Administration	4,096,927.21	Delinquent Tax & Lien Collections	16,940,169.36	School Taxes in Municipal Budget	
Assessment of Taxes	1,774,056.27	Business Personalty Replacement Taxes	7,866,790.93	County Taxes	159,785,794.50
Collection of Taxes	2,001,672.20	Taxes from Public Utilities	36,014,439.84	County Library Taxes	2,127,134.00
Planning, Housing & Development	5,628,550.62	Other Miscellaneous Tax Revenues	360,559.89	Local Municipal Purpose Taxes	99,071,663.51
Human Resources	9,503,277.70	State Aid Revenues	61,230,142.57	Veteran & Senior Citizen Taxes	4,871,850.00
Elections	237,439.45	Federal Aid Revenues	149,870.04	Total Taxes for Rate Computation	506,452,962.98
General Administration (other)	23,053,693.87	State and Local Fiscal Assistance Act Utilized		Special District Taxes	12,735,403.26
JUDICIARY		Sale of Acquired Property	75,512.00	Bank Corp. Taxes	
Municipal Courts	3,846,799.79	Other Miscellaneous Revenues	52,590,611.82	Added and Omitted Taxes	27,463,915.29
PUBLIC SAFETY		Total	625,008,186.05	Total Taxes Levied - ABSTRACT	541,780,431.53
Fire Protection	17,901,113.39	Prior Years Surplus Appropriated	25,851,690.09	Total Taxes Billed	474,185,117.88
Police Protection	51,801,143.23	REVENUES TOTAL	650,859,876.14	1991 TAXES COLLECTED	448,394,799.22
Civil Defense & Disaster Control	148,285.09	Reserve For Uncollected Taxes	37,975,630.18	1991 Taxes Cancelled, Abated or Adjusted	1,776,135.46
Environmental Inspection & Control	4,193,775.46	CAPITAL OUTLAY TOTAL	44,054,187.34	Transfer to Tax Title Liens or Foreclosed	3,019,491.71
Other Public Safety	35,577.00			Balance Outstanding Dec. 31, 1991	20,793,017.83
PUBLIC WORKS		Public Enterprises	7,298,198.81	PRIOR YEARS TAXES OUTSTANDING	
Streets and Drainage	13,699,844.10	Recreation-Culture	983,087.71	Balance January 1, 1991	23,262,127.96
Sewers and Sewage Processing	8,062,044.94	Public Works	11,230,049.62	Collected in 1991	17,138,027.09
Garbage and Trash Disposal	23,235,885.22	Buildings and Grounds	17,278,029.71	Cancelled, Abated or Adjusted 1991	563,878.50
Public Buildings and Grounds	5,175,962.11	Library and Education	244,989.76	Transfers to Tax Title Liens or Foreclosed	1,013,880.93
Other Public Works	5,478,691.45	Conservation	19,833.28	Balance December 31, 1991	4,546,341.44
HEALTH and WELFARE		All Other		TAX TITLE LIENS OUTSTANDING	
Health Services Except Environmental	820,177.47			Balance January 1, 1991	15,440,357.12
Welfare-Public Assistance	1,319,088.61	CAPITAL DEBT AUTHORIZED, DECEMBER 31, 1991		Transfer From Taxes	4,462,113.34
Hospital, Clinics, First Aid		ISSUED AND UNISSUED		Redeemed in 1991	2,546,788.13
Animal, Insect, & Rodent Control	90,605.00	School	127,372,925	Cancelled, Abated or Adjusted (1991)	335,067.38
Other Welfare Services	4,510.00	Self-Liquidating	216,155,688	Transfers to Foreclosed Property	118,390.04
RECREATION and CONSERVATION		Other	228,933,324	Balance December 31, 1991	16,902,224.91
Beaches and Boardwalks	2,300.00	Total	572,461,937	PROPERTY ACQUIRED BY DEED OR FORECLOSURE	
Parks, Playgrounds, Shade Trees	1,394,186.21	ISSUED AND OUTSTANDING		Balance January 1, 1991	30,311,084.50
Land Reclamation & Conservation	238,108.71	School	105,447,597.58	Transfers From Taxes or Liens	125,361.22
Other Recreational Services	1,863,847.90	Self-Liquidating	46,619,386.82	Sale for Cash (1991)	416,444.10
EDUCATION (excluding schools)		Other	165,252,563.68	Cancelled, Abated or Adjusted (1991)	15,000.00
Libraries	4,038,503.17	Total	317,319,548.08	Balance December 31, 1991	30,005,001.62
Other Educational Services	336,150.64	EQUALIZED VALUATION BASIS		CURRENT FINANCES DECEMBER 31, 1991	
STATUTORY EXPENDITURES		FOR NET DEBT COMPUTATION	18,066,873,406.67	ASSETS	
Pensions & F. L. C. A.	13,381,720.48	REAL PROPERTY VALUATIONS		Cash Dec. 31, 1991	74,703,196.59
Employee Fringe Benefits	16,508,776.53	Code Class # of Parcels % VAL'N	ASSESSED VALUATION	Taxes Receivable	25,339,359.27
Other Statutory Expenditures	69,516.37	1 Vacant Land		Tax Title Liens	16,902,224.91
CETA And Other Public Employment Programs		2 Residential		Foreclosed Property	30,005,001.62
MUNICIPAL FUNCTIONS TOTAL	221,539,542.09	3 Farm		Emergencies & Other Deferred Charges	40,965,027.63
CAPITAL IMPROVEMENTS *MEMO*	1,596,872.00	4a Commercial (SEE PAGE 13)		State and Federal Aid Receivable	3,750,150.91
DEBT SERVICE		4b Industrial		Other Receivables	12,567,024.44
Principal Payments	13,897,016.36	4c Apartments		Total	204,231,985.37
Interest Payments	11,726,638.59	Total		LIABILITIES, RESERVES, AND SURPLUS	
DEFERRED CHARGES	3,872,961.25	Land Area 222.01 Sq. Miles		Cash Liabilities	88,183,970.22
SCHOOL COUNTY, SPECIAL DISTRICT TAXES	415,244,852.73	Net Valuation Taxable-Municipal	9,499,513,969.00	Reserves for Receivables	84,824,200.53
RESERVE FOR UNCOLLECTED TAXES	37,975,630.18	Net Valuation Taxable-County	18,895,820,896.00	Surplus Dec. 31, 1991	31,223,814.62
EXPENDITURES TOTAL	704,256,641.20	State Equalized Valuation	18,988,263,049.00	Total	204,231,985.37
		State Equalization Ratio			

0599
Population 1980 82,266
Population 1990 95,089
S & P Rating
Moody Rating

General Tax Rate Per \$100.

State Equalized Tax Rate

SUMMARY CAPE MAY COUNTY MUNICIPALITIES

PER CAPITA:		PER CENT:	
Gross Debt	2,126.66	Gross Debt	1.66
Net Debt	1,276.74	Net Debt	1.00
Debt Service	172.21	Tax Levy Collected	92.44
Total Tax Levy	1,937.46	Tax Levy Cancelled, Abated or Adjusted	.30
Municipal Expenditures	1,461.45		

EXPENDITURES		REVENUES-REALIZED		1991 PROPERTY TAX	
GENERAL GOVERNMENT				STATE EQUALIZED TAX RATE	
Governing Body & Public Boards	399,589.30	1991 Property Taxes Collected	170,681,091.45	Local District School Taxes	55,099,381.72
Municipal Clerk	652,061.53	1991 Payments in Lieu of Taxes	60,466.46	Regional & Consolidated School Tax	8,009,624.94
Financial Administration	2,271,697.97	Delinquent Tax & Lien Collections	12,592,360.94	School Taxes in Municipal Budget	148,020.00
Assessment of Taxes	1,548,198.84	Business Personalty Replacement Taxes	1,177,267.38	County Taxes	* 50,611,357.11
Collection of Taxes	1,234,825.10	Taxes from Public Utilities	14,745,511.03	County Library Taxes	2,384,234.63
Planning, Housing & Development	1,430,151.43	Other Miscellaneous Tax Revenues	50,140.73	Local Municipal Purpose Taxes	65,086,454.95
Human Resources	1,289,612.70	State Aid Revenues	6,235,812.12	Veteran & Senior Citizen Taxes	1,227,200.00
Elections	39,875.08	Federal Aid Revenues		Total Taxes for Rate Computation	182,566,273.35
General Administration (other)	10,221,130.06	State and Local Fiscal Assistance Act Utilized		Special District Taxes	2,089,552.08
JUDICIARY		Sale of Acquired Property		Bank Corp. Taxes	
Municipal Courts	1,653,258.69	Other Miscellaneous Revenues	27,196,615.15	Added and Omitted Taxes	802,079.90
PUBLIC SAFETY		Total	232,739,265.26	Total Taxes Levied - ABSTRACT	184,230,705.33
Fire Protection	4,635,898.29	Prior Years Surplus Appropriated	13,990,866.93	Total Taxes Billed	184,641,350.73
Police Protection	20,240,548.58	REVENUES	246,730,132.19	1991 TAXES COLLECTED	170,681,091.45
Civil Defense & Disaster Control	168,979.15	Reserve For Uncollected Taxes	15,874,622.37	1991 Taxes Cancelled, Abated or Adjusted	550,976.74
Environmental Inspection & Control	1,743,788.04	TOTAL	16,796,945.68	Transfer to Tax Title Liens or Foreclosed	1,769,744.92
Other Public Safety				Balance Outstanding Dec. 31, 1991	11,639,536.82
PUBLIC WORKS				PRIOR YEARS TAXES OUTSTANDING	
Streets and Drainage	6,622,486.92	Public Enterprises	5,742,642.31	Balance January 1, 1991	13,167,634.34
Sewers and Sewage Processing	6,089,978.79	Recreation-Culture	536,401.29	Collected in 1991	11,610,821.97
Garbage and Trash Disposal	6,669,892.94	Public Works	3,259,748.59	Cancelled, Abated or Adjusted 1991	391,030.60
Public Buildings and Grounds	5,482,454.27	Buildings and Grounds	7,286,839.49	Transfers to Tax Title Liens or Foreclosed	660,874.58
Other Public Works	5,690,875.18	Library and Education		Balance December 31, 1991	504,907.19
HEALTH AND WELFARE		Conservation		TAX TITLE LIENS OUTSTANDING	
Health Services Except Environmental	185,233.29	All Other		Balance January 1, 1991	2,701,791.43
Welfare-Public Assistance	304,914.07			Transfer From Taxes	2,588,085.64
Hospital, Clinics, First Aid	100.00			Redeemed in 1991	981,538.97
Animal, Insect, & Rodent Control	142,291.14			Cancelled, Abated or Adjusted (1991)	14,368.33
Other Welfare Services				Transfers to Foreclosed Property	17,156.40
RECREATION AND CONSERVATION				Balance December 31, 1991	4,276,813.37
Beaches and Boardwalks	2,864,182.78			PROPERTY ACQUIRED BY DEED OR FORECLOSURE	
Parks, Playgrounds, Shade Trees	373,813.23			Balance January 1, 1991	5,801,694.30
Land Reclamation & Conservation	502,380.86			Transfers From Taxes or Liens	17,156.40
Other Recreational Services	1,548,800.43			Sale for Cash (1991)	17,367.00
EDUCATION (excluding schools)				Cancelled, Abated or Adjusted (1991)	49,533.00
Libraries	693,734.00			Balance December 31, 1991	5,751,950.70
Other Educational Services	2,012,000.00			CURRENT FINANCES DECEMBER 31, 1991	
STATUTORY EXPENDITURES				ASSETS	
Pensions & F. I. C. A.	7,060,230.43			Cash Dec. 31, 1991	32,786,149.06
Employee Fringe Benefits	8,718,099.27			Taxes Receivable	12,144,444.01
Other Statutory Expenditures	123,400.00			Tax Title Liens	4,276,813.37
CETA and Other Public Employment Programs				Foreclosed Property	5,751,950.70
MUNICIPAL FUNCTIONS				Emergencies & Other Deferred Charges	2,956,885.85
CAPITAL IMPROVEMENTS				State and Federal Aid Receivable	1,158,535.80
DEBT SERVICE				Other Receivables	2,381,491.99
Principal Payments	8,850,679.31			Total	61,456,270.78
Interest Payments	7,524,161.76			LIABILITIES, RESERVES, AND SURPLUS	
TYPE I SCHL DEBT *MEMO	147,440.00			Cash Liabilities	19,387,935.90
DEFERRED CHARGES	4,103,744.49			Reserves for Receivables	24,509,553.67
SCHOOL COUNTY, SPECIAL DISTRICT TAXES	118,342,170.48			Surplus Dec. 31, 1991	17,558,781.21
RESERVE FOR UNCOLLECTED TAXES	15,874,622.37			Total	61,456,270.78
EXPENDITURES	257,309,860.77				

0699
 Population 1980 132,866
 Population 1990 138,053
 S & P Rating
 Moody Rating

General Tax Rate Per \$100.
 State Equalized Tax Rate

SUMMARY CUMBERLAND COUNTY MUNICIPALITIES

PER CAPITA:		PER CENT:	
Gross Debt	801.33	Gross Debt	3.08
Net Debt	285.75	Net Debt	1.10
Debt Service	38.90	Tax Levy Collected	89.42
Total Tax Levy	694.52	Tax Levy Cancelled, Abated or Adjusted	.09
Municipal Expenditures	534.72		

EXPENDITURES		REVENUES-REALIZED		1991 PROPERTY TAX	
GENERAL GOVERNMENT				STATE EQUALIZED TAX RATE	
Governing Body & Public Boards	215,618.89	1991 Property Taxes Collected	55,114,742.70	Local District School Taxes	34,396,416.99
Municipal Clerk	306,021.00	1991 Payments in Lieu of Taxes	217,697.12	Regional & Consolidated School Tax	2,344,193.17
Financial Administration	1,128,422.49	Delinquent Tax & Lien Collections	7,496,579.10	School Taxes in Municipal Budget	647,379.71
Assessment of Taxes	592,300.40	Business Personalty Replacement Taxes	2,325,375.64	County Taxes	* 35,282,181.31
Collection of Taxes	898,458.75	Taxes from Public Utilities	7,765,018.58	County Library Taxes	
Planning, Housing & Development	1,322,352.22	Other Miscellaneous Tax Revenues	10,000.00	Local Municipal Purpose Taxes	21,361,342.01
Human Resources	2,654,005.83	State Aid Revenues	19,380,271.88	Veteran & Senior Citizen Taxes	1,571,350.00
Elections	158,341.88	Federal Aid Revenues		Total Taxes for Rate Computation	95,602,863.19
General Administration (other)	9,846,908.72	State and Local Fiscal Assistance Act Utilized		Special District Taxes	1,540,950.00
JUDICIARY		Sale of Acquired Property	40,101.00	Bank Corp. Taxes	
Municipal Courts	930,254.35	Other Miscellaneous Revenues	8,458,916.42	Added and Omitted Taxes	308,499.30
PUBLIC SAFETY		Total	100,808,702.44	Total Taxes Levied - ABSTRACT	95,880,962.49
Fire Protection	2,425,622.07	Prior Years Surplus Appropriated	10,329,209.92	Total Taxes Billed	61,633,457.52
Police Protection	9,693,998.17	REVENUES TOTAL	111,137,912.36	1991 TAXES COLLECTED	55,114,742.70
Civil Defense & Disaster Control	67,631.00	Reserve For Uncollected Taxes	10,717,373.72	1991 Taxes Cancelled, Abated or Adjusted	54,385.53
Environmental Inspection & Control	1,085,059.31	CAPITAL OUTLAY TOTAL	14,657,204.29	Transfer to Tax Title Liens or Foreclosed	688,877.27
Other Public Safety				Balance Outstanding Dec. 31, 1991	5,775,821.70
PUBLIC WORKS				PRIOR YEARS TAXES OUTSTANDING	
Streets and Drainage	5,552,263.28	Public Enterprises	2,852,556.81	Balance January 1, 1991	8,118,402.01
Sewers and Sewage Processing	568,364.10	Recreation-Culture	43,750.47	Collected in 1991	5,249,064.50
Garbage and Trash Disposal	2,245,979.20	Public Works	161,879.99	Cancelled, Abated or Adjusted 1991	239,109.92
Public Buildings and Grounds	1,871,145.44	Buildings and Grounds	10,149,298.64	Transfers to Tax Title Liens or Foreclosed	312,089.11
Other Public Works	392,500.00	Library and Education	480,018.38	Balance December 31, 1991	2,318,138.48
HEALTH and WELFARE		Conservation		TAX TITLE LIENS OUTSTANDING	
Health Services Except Environmental	2,038,571.85	All Other		Balance January 1, 1991	4,541,411.25
Welfare-Public Assistance	334,242.86	CAPITAL DEBT AUTHORIZED, DECEMBER 31, 1991		Transfer From Taxes	1,090,309.29
Hospital, Clinics, First Aid	112,460.31	ISSUED AND UNISSUED		Redeemed in 1991	678,658.63
Animal, Insect, & Rodent Control	139,848.54	School	53,945,498	Cancelled, Abated or Adjusted (1991)	1,039.08
Other Welfare Services	48,614.00	Self-Liquidating	25,534,835	Transfers to Foreclosed Property	37,004.61
RECREATION and CONSERVATION		Other	31,145,705	Balance December 31, 1991	4,915,018.22
Beaches and Boardwalks		Total	110,626,038	PROPERTY ACQUIRED BY DEED OR FORECLOSURE	
Parks, Playgrounds, Shade Trees	522,772.00	ISSUED AND OUTSTANDING		Balance January 1, 1991	3,645,041.89
Land Reclamation & Conservation	110,513.43	School	31,756,000.18	Transfers From Taxes or Liens	37,004.61
Other Recreational Services	861,181.62	Self-Liquidating	18,115,601.74	Sale for Cash (1991)	40,101.00
EDUCATION (excluding schools)		Other	14,056,223.11	Cancelled, Abated or Adjusted (1991)	
Libraries	1,143,589.98	Total	63,925,825.03	Balance December 31, 1991	3,641,945.50
Other Educational Services	44,865.00	EQUALIZED VALUATION BASIS		CURRENT FINANCES DECEMBER 31, 1991	
STATUTORY EXPENDITURES		FOR NET DEBT COMPUTATION	3,586,447,838.68	ASSETS	
Pensions & F. L. C. A.	2,995,731.81	REAL PROPERTY VALUATIONS		Cash Dec. 31, 1991	23,189,705.45
Employee Fringe Benefits	3,571,179.50	Code Class # of Parcels % VAL'N	ASSESSED VALUATION	Taxes Receivable	8,093,960.18
Other Statutory Expenditures	9,870.00	1 Vacant Land		Tax Title Liens	4,915,018.22
CETA And Other Public Employment Programs		2 Residential		Foreclosed Property	3,641,945.50
MUNICIPAL FUNCTIONS TOTAL	53,889,688.00	3 Farm		Emergencies & Other Deferred Charges	6,622,139.20
CAPITAL IMPROVEMENTS MEMO*	521,500.00	4a Commercial (SEE PAGE 17)		State and Federal Aid Receivable	12,574,274.27
DEBT SERVICE		4b Industrial		Other Receivables	7,008,669.80
Principal Payments	3,443,482.50	4c Apartments		Total	66,045,712.62
Interest Payments	1,913,199.23	Total		LIABILITIES, RESERVES, AND SURPLUS	
TYPE I SCHL DEBT *MEMO	2,319,881.00	Land Area 501.73 Sq. Miles		Cash Liabilities	26,066,548.10
DEFERRED CHARGES	3,855,541.33	Net Valuation Taxable-Municipal	3,247,736,831.00	Reserves for Receivables	20,777,841.62
SCHOOL, COUNTY, SPECIAL DISTRICT TAXES	74,211,121.18	Net Valuation Taxable-County	3,801,766,732.00	Surplus Dec. 31, 1991	19,201,322.90
RESERVE FOR UNCOLLECTED TAXES	10,717,373.72	State Equalized Valuation	3,923,542,705.00	Total	66,045,712.62
EXPENDITURES TOTAL	148,030,405.96	State Equalization Ratio			

0799

Population 1980 851,116
 Population 1990 778,206
 S & P Rating
 Moody Rating

General Tax Rate Per \$100.

State Equalized Tax Rate

SUMMARY ESSEX COUNTY MUNICIPALITIES

PER CAPITA:

Gross Debt 989.93
 Net Debt 448.14
 Debt Service 69.44
 Total Tax Levy 1,245.87
 Municipal Expenditures 1,043.42

PER CENT:

Gross Debt 1.99
 Net Debt .90
 Tax Levy Collected 92.85
 Tax Levy Cancelled, Abated or Adjusted 1.61

EXPENDITURES		REVENUES-REALIZED		1991 PROPERTY TAX	
GENERAL GOVERNMENT				STATE EQUALIZED TAX RATE	
Governing Body & Public Boards	7,865,422.86	1991 Property Taxes Collected	841,026,699.20	Local District School Taxes	355,792,205.87
Municipal Clerk	4,796,361.31	1991 Payments in Lieu of Taxes	25,869,911.49	Regional & Consolidated School Tax	64,132,919.31
Financial Administration	13,311,129.00	Delinquent Tax & Lien Collections	46,346,656.30	School Taxes in Municipal Budget	2,618,529.33
Assessment of Taxes	3,036,893.73	Business Personalty Replacement Taxes	28,506,684.99	County Taxes	230,498,553.53
Collection of Taxes	2,830,370.62	Taxes from Public Utilities	54,892,531.46	County Library Taxes	
Planning, Housing & Development	6,073,168.52	Other Miscellaneous Tax Revenues	13,047,433.54	Local Municipal Purpose Taxes	310,568,721.18
Human Resources	14,717,885.33	State Aid Revenues	159,668,292.07	Veteran & Senior Citizen Taxes	3,607,850.00
Elections	350,992.79	Federal Aid Revenues	9,216,869.73	Total Taxes for Rate Computation	967,218,779.22
General Administration (other)	56,466,096.11	State and Local Fiscal Assistance Act Utilized	18.32	Special District Taxes	912,190.76
JUDICIARY		Sale of Acquired Property	2,710,775.60	Bank Corp. Taxes	
Municipal Courts	8,821,440.30	Other Miscellaneous Revenues	188,483,841.79	Added and Omitted Taxes	5,017,835.12
PUBLIC SAFETY		Total	1,369,769,714.49	Total Taxes Levied - ABSTRACT	969,540,955.10
Fire Protection	83,520,341.31	Prior Years Surplus Appropriated	26,789,440.89	Total Taxes Billed	905,755,361.74
Police Protection	125,244,758.35	REVENUES TOTAL	1,396,559,155.38	1991 TAXES COLLECTED	841,026,699.20
Civil Defense & Disaster Control	1,125,199.04	Reserve For Uncollected Taxes	64,875,200.03	1991 Taxes Cancelled, Abated or Adjusted	14,621,128.59
Environmental Inspection & Control	4,205,217.32	CAPITAL OUTLAY TOTAL	68,190,999.18	Transfer to Tax Title Liens or Foreclosed	12,027,541.92
Other Public Safety	122,950.80			Balance Outstanding Dec. 31, 1991	38,082,992.03
PUBLIC WORKS		Public Enterprises	19,956,963.12	PRIOR YEARS TAXES OUTSTANDING	
Streets and Drainage	55,758,006.35	Recreation-Culture	900,567.22	Balance January 1, 1991	46,745,983.86
Sewers and Sewage Processing	54,495,133.79	Public Works	7,427,510.06	Collected in 1991	30,065,312.83
Garbage and Trash Disposal	24,784,390.22	Buildings and Grounds	31,601,726.90	Cancelled, Abated or Adjusted 1991	2,758,134.77
Public Buildings and Grounds	17,402,973.07	Library and Education	5,259,280.50	Transfers to Tax Title Liens or Foreclosed	3,672,941.27
Other Public Works	8,261,067.60	Conservation	1,285,495.71	Balance December 31, 1991	10,245,594.99
HEALTH and WELFARE		All Other		TAX TITLE LIENS OUTSTANDING	
Health Services Except Environmental	22,759,332.86			Balance January 1, 1991	33,799,950.28
Welfare-Public Assistance	11,407,976.87	CAPITAL DEBT AUTHORIZED, DECEMBER 31, 1991		Transfer From Taxes	16,519,009.15
Hospital, Clinics, First Aid	312,452.00	ISSUED AND UNISSUED		Redeemed in 1991	10,497,068.57
Animal, Insect, & Rodent Control	580,783.54	School	251,711,870	Cancelled, Abated or Adjusted (1991)	606,987.23
Other Welfare Services	771,135.00	Self-Liquidating	150,019,695	Transfers to Foreclosed Property	4,475,602.77
RECREATION and CONSERVATION		Other	368,640,795	Balance December 31, 1991	34,739,300.86
Beaches and Boardwalks	1,141.00	Total	770,372,361	PROPERTY ACQUIRED BY DEED OR FORECLOSURE	
Parks, Playgrounds, Shade Trees	8,317,336.50	ISSUED AND OUTSTANDING		Balance January 1, 1991	88,367,979.97
Land Reclamation & Conservation	2,093,985.28	School	128,034,600.00	Transfers From Taxes or Liens	4,475,602.77
Other Recreational Services	5,253,969.91	Self-Liquidating	110,577,731.18	Sale for Cash (1991)	59,700.00
EDUCATION (excluding schools)		Other	239,808,052.70	Cancelled, Abated or Adjusted (1991)	4,707,686.74
Libraries	21,698,708.64	Total	478,420,383.88	Balance December 31, 1991	88,076,196.00
Other Educational Services	6,942,925.26	EQUALIZED VALUATION BASIS		CURRENT FINANCES DECEMBER 31, 1991	
STATUTORY EXPENDITURES		FOR NET DEBT COMPUTATION	38,786,344,011.00	ASSETS	
Pensions & F. I. C. A.	52,048,359.87	REAL PROPERTY VALUATIONS		Cash Dec. 31, 1991	149,747,431.04
Employee Fringe Benefits	48,774,185.30	Code Class # of Parcels % VAL'N		Taxes Receivable	48,332,587.02
Other Statutory Expenditures	20,701.00	1 Vacant Land		Tax Title Liens	34,739,300.86
CETA And Other Public Employment Programs		2 Residential		Foreclosed Property	88,076,196.00
MUNICIPAL FUNCTIONS TOTAL	674,172,801.95	3 Farm		Emergencies & Other Deferred Charges	63,909,762.87
CAPITAL IMPROVEMENTS *MEMO*	2,066,301.00	4a Commercial (SEE PAGE 19)		State and Federal Aid Receivable	56,412,752.59
DEBT SERVICE		4b Industrial		Other Receivables	40,993,923.41
Principal Payments	31,240,405.95	4c Apartments		Total	482,211,953.79
Interest Payments	22,795,546.95	Total		LIABILITIES, RESERVES, AND SURPLUS	
TYPE I SCHL DEBT *MEMO	15,910,068.66	Land Area 127.44 Sq. Miles		Cash Liabilities	221,987,104.52
DEFERRED CHARGES	22,802,302.67	Net Valuation Taxable-Municipal	16,494,258,900.00	Reserves for Receivables	212,066,293.29
SCHOOL COUNTY, SPECIAL DISTRICT TAXES	653,954,398.80	Net Valuation Taxable-County	40,174,900,428.00	Surplus Dec. 31, 1991	48,158,555.98
RESERVE FOR UNCOLLECTED TAXES	64,875,200.03	State Equalized Valuation	40,055,219,273.00	Total	482,211,953.79
EXPENDITURES TOTAL	1,469,840,656.35	State Equalization Ratio			

0899
Population 1980 199,917
Population 1990 230,082
S & P Rating
Moody Rating

General Tax Rate Per \$100.
State Equalized Tax Rate

SUMMARY GLOUCESTER COUNTY MUNICIPALITIES

PER CAPITA:		PER CENT:	
Gross Debt	650.87	Gross Debt	1.70
Net Debt	293.57	Net Debt	.77
Debt Service	33.94	Tax Levy Collected	94.28
Total Tax Levy	943.85	Tax Levy Cancelled, Abated or Adjusted	.27
Municipal Expenditures	487.27		

EXPENDITURES		REVENUES-REALIZED		1991 PROPERTY TAX	
GENERAL GOVERNMENT				STATE EQUALIZED TAX RATE	
Governing Body & Public Boards	603,113.99	1991 Property Taxes Collected	205,089,964.62	Local District School Taxes	89,431,200.43
Municipal Clerk	533,915.62	1991 Payments in Lieu of Taxes	61,095.28	Regional & Consolidated School Tax	13,343,663.83
Financial Administration	1,480,606.96	Delinquent Tax & Lien Collections	12,548,891.62	School Taxes in Municipal Budget	
Assessment of Taxes	1,711,601.42	Business Personalty Replacement Taxes	2,456,931.16	County Taxes	58,662,541.88
Collection of Taxes	1,116,818.86	Taxes from Public Utilities	16,108,099.37	County Library Taxes	861,686.00
Planning, Housing & Development	948,579.74	Other Miscellaneous Tax Revenues		Local Municipal Purpose Taxes	42,069,354.65
Human Resources	2,066,112.44	State Aid Revenues	15,308,930.32	Veteran & Senior Citizen Taxes	2,074,150.00
Elections	82,465.18	Federal Aid Revenues	10,000.00	Total Taxes for Rate Computation	206,442,596.84
General Administration (other)	11,265,755.49	State and Local Fiscal Assistance Act Utilized		Special District Taxes	6,205,280.05
JUDICIARY		Sale of Acquired Property	58,107.72	Bank Corp. Taxes	
Municipal Courts	1,559,502.08	Other Miscellaneous Revenues	20,693,588.16	Added and Omitted Taxes	6,590,277.10
PUBLIC SAFETY		Total	272,335,608.25	Total Taxes Levied - ABSTRACT	217,164,003.99
Fire Protection	1,670,861.45	Prior Years Surplus Appropriated	11,468,860.66	Total Taxes Billed	217,539,167.03
Police Protection	21,675,650.76	REVENUES TOTAL	283,804,468.91	1991 TAXES COLLECTED	205,089,964.62
Civil Defense & Disaster Control	166,794.49	Reserve For Uncollected Taxes	14,190,176.87	1991 Taxes Cancelled, Abated or Adjusted	593,089.82
Environmental Inspection & Control	2,183,320.03	CAPITAL OUTLAY TOTAL	17,247,189.84	Transfer to Tax Title Liens or Foreclosed	1,752,145.24
Other Public Safety				Balance Outstanding Dec. 31, 1991	10,100,967.35
PUBLIC WORKS				PRIOR YEARS TAXES OUTSTANDING	
Streets and Drainage	8,266,864.17	Public Enterprises	3,912,520.27	Balance January 1, 1991	13,498,904.31
Sewers and Sewage Processing	1,911,711.26	Recreation-Culture	1,822,691.65	Collected in 1991	11,180,592.68
Garbage and Trash Disposal	11,741,307.59	Public Works	4,707,085.62	Cancelled, Abated or Adjusted 1991	44,153.69
Public Buildings and Grounds	1,526,057.88	Buildings and Grounds	7,266,083.51	Transfers to Tax Title Liens or Foreclosed	1,116,768.20
Other Public Works	1,645,725.42	Library and Education		Balance December 31, 1991	1,157,389.74
HEALTH and WELFARE		Conservation		TAX TITLE LIENS OUTSTANDING	
Health Services Except Environmental	474,183.95	All Other		Balance January 1, 1991	3,745,035.74
Welfare-Public Assistance	334,350.19	CAPITAL DEBT AUTHORIZED, DECEMBER 31, 1991		Transfer From Taxes	3,168,626.82
Hospital, Clinics, First Aid		ISSUED AND UNISSUED		Redeemed in 1991	1,216,748.94
Animal, Insect, & Rodent Control	95,716.46	School	71,874,993	Cancelled, Abated or Adjusted (1991)	34,040.08
Other Welfare Services	15,180.11	Self-Liquidating	18,866,796	Transfers to Foreclosed Property	237,822.26
RECREATION and CONSERVATION *		Other	59,011,439	Balance December 31, 1991	5,425,051.28
Beaches and Boardwalks		Total	149,753,228	PROPERTY ACQUIRED BY DEED OR FORECLOSURE	
Parks, Playgrounds, Shade Trees	1,145,177.54	ISSUED AND OUTSTANDING		Balance January 1, 1991	23,199,929.68
Land Reclamation & Conservation	328,424.02	School	55,584,000.00	Transfers From Taxes or Liens	238,276.77
Other Recreational Services	675,604.64	Self-Liquidating	16,822,025.43	Sale for Cash (1991)	62,107.00
EDUCATION (excluding schools)		Other	53,044,149.31	Cancelled, Abated or Adjusted (1991)	197,650.00
Libraries	2,119,293.84	Total	125,450,174.74	Balance December 31, 1991	23,178,449.45
Other Educational Services	172,524.72	EQUALIZED VALUATION BASIS		CURRENT FINANCES DECEMBER 31, 1991	
STATUTORY EXPENDITURES		FOR NET DEBT COMPUTATION	8,776,803,300.33	ASSETS	
Pensions & F. L. C. A.	5,423,994.26	REAL PROPERTY VALUATIONS		Cash Dec. 31, 1991	43,249,230.25
Employee Fringe Benefits	4,806,446.40	Code Class # of Parcels % VALN	ASSESSED VALUATION	Taxes Receivable	11,258,357.09
Other Statutory Expenditures	63,556.75	1 Vacant Land		Tax Title Liens	5,425,051.28
CETA And Other Public Employment Programs		2 Residential		Foreclosed Property	23,178,449.45
MUNICIPAL FUNCTIONS TOTAL	87,821,217.71	3 Farm		Emergencies & Other Deferred Charges	1,940,803.99
CAPITAL IMPROVEMENTS *MEMO*	1,212,557.76	4a Commercial (SEE PAGE 21)		State and Federal Aid Receivable	1,233,567.26
DEBT SERVICE		4b Industrial		Other Receivables	4,335,302.06
Principal Payments	4,904,404.33	4c Apartments		Total	90,620,761.38
Interest Payments	2,905,532.45	Total		LIABILITIES, RESERVES, AND SURPLUS	
DEFERRED CHARGES	2,290,600.30	Land Area 328.36 Sq. Miles		Cash Liabilities	24,145,659.18
SCHOOL COUNTY, SPECIAL DISTRICT TAXES	168,504,372.24	Net Valuation Taxable-Municipal	7,260,221,349.00	Reserves for Receivables	44,197,077.12
RESERVE FOR UNCOLLECTED TAXES	14,190,176.37	Net Valuation Taxable-County	9,390,447,326.00	Surplus Dec. 31, 1991	22,278,025.08
EXPENDITURES TOTAL	280,616,303.90	State Equalized Valuation	9,765,120,674.00	Total	90,620,761.38
		State Equalization Ratio			

0999
Population 1980 556,972
Population 1990 553,099
S & P Rating
Moody Rating

General Tax Rate Per \$100.

State Equalized Tax Rate

SUMMARY HUDSON COUNTY MUNICIPALITIES

PER CAPITA:

Gross Debt 1,719.50
Net Debt 949.56
Debt Service 109.43
Total Tax Levy 1,087.72
Municipal Expenditures 1,054.26

PER CENT:

Gross Debt 3.98
Net Debt 2.19
Tax Levy Collected 88.14
Tax Levy Cancelled, Abated or Adjusted .51

EXPENDITURES		REVENUES-REALIZED		1991 PROPERTY TAX	
GENERAL GOVERNMENT				STATE EQUALIZED TAX RATE	
Governing Body & Public Boards	1,733,984.00	1991 Property Taxes Collected	294,346,875.32	Local District School Taxes	233,445,748.00
Municipal Clerk	1,665,077.00	1991 Payments in Lieu of Taxes	23,773,232.16	Regional & Consolidated School Tax	
Financial Administration	9,522,316.62	Delinquent Tax & Lien Collections	44,014,739.28	School Taxes in Municipal Budget	6,628,469.75
Assessment of Taxes	5,524,967.00	Business Personalty Replacement Taxes	20,442,547.27	County Taxes	128,724,299.00
Collection of Taxes	2,482,083.20	Taxes from Public Utilities	64,638,279.00	County Library Taxes	
Planning, Housing & Development	4,103,051.00	Other Miscellaneous Tax Revenues	1,291,900.00	Local Municipal Purpose Taxes	232,313,772.68
Human Resources	16,609,163.35	State Aid Revenues	117,953,498.38	Veteran & Senior Citizen Taxes	2,597,750.00
Elections	303,349.00	Federal Aid Revenues	425,000.00	Total Taxes for Rate Computation	603,710,039.43
General Administration (other)	45,019,886.97	State and Local Fiscal Assistance Act Utilized		Special District Taxes	320,400.00
JUDICIARY		Sale of Acquired Property		Bank Corp. Taxes	
Municipal Courts	6,485,938.03	Other Miscellaneous Revenues	65,733,394.87	Added and Omitted Taxes	182,150.19
PUBLIC SAFETY				Total Taxes Levied - ABSTRACT	601,614,839.62
Fire Protection	77,302,393.42	Prior Years Surplus Appropriated	8,384,723.52	Total Taxes Billed	333,950,681.15
Police Protection	94,083,911.18	REVENUES TOTAL	641,004,189.80	1991 TAXES COLLECTED	294,346,875.32
Civil Defense & Disaster Control	139,204.00	Reserve For Uncollected Taxes	60,679,583.04	1991 Taxes Cancelled, Abated or Adjusted	1,695,470.79
Environmental Inspection & Control	6,225,934.00	CAPITAL OUTLAY TOTAL	131,604,747.46	Transfer to Tax Title Liens or Foreclosed	6,023,113.92
Other Public Safety	190,060.00			Balance Outstanding Dec. 31, 1991	31,885,221.12
PUBLIC WORKS				PRIOR YEARS TAXES OUTSTANDING	
Streets and Drainage	19,741,127.92	Public Enterprises	3,198,526.66	Balance January 1, 1991	46,947,317.39
Sewers and Sewage Processing	19,932,538.84	Recreation-Culture	859,095.97	Collected in 1991	15,459,106.21
Garbage and Trash Disposal	31,780,382.97	Public Works	4,356,152.89	Cancelled, Abated or Adjusted 1991	2,096,617.45
Public Buildings and Grounds	6,894,516.00	Buildings and Grounds	95,305,367.75	Transfers to Tax Title Liens or Foreclosed	288,439.24
Other Public Works	5,364,988.00	Library and Education	28,165,004.19	Balance December 31, 1991	29,103,154.49
HEALTH and WELFARE		Conservation		TAX TITLE LIENS OUTSTANDING	
Health Services Except Environmental	11,209,181.20	All Other		Balance January 1, 1991	37,107,259.58
Welfare-Public Assistance	4,188,643.00	CAPITAL DEBT AUTHORIZED, DECEMBER 31, 1991		Transfer From Taxes	6,154,793.59
Hospital, Clinics, First Aid	873,249.00	ISSUED AND UNISSUED		Redeemed in 1991	3,330,920.59
Animal, Insect, & Rodent Control	152,925.00	School	184,385,665	Cancelled, Abated or Adjusted (1991)	726,839.00
Other Welfare Services	151,515.90	Self-Liquidating	174,847,373	Transfers to Foreclosed Property	
RECREATION and CONSERVATION		Other	591,818,969	Balance December 31, 1991	39,204,293.58
Beaches and Boardwalks		Total	951,052,027	PROPERTY ACQUIRED BY DEED OR FORECLOSURE	
Parks, Playgrounds, Shade Trees	4,706,126.00	ISSUED AND OUTSTANDING		Balance January 1, 1991	18,458,629.00
Land Reclamation & Conservation	339,979.58	School	142,664,600.00	Transfers From Taxes or Liens	
Other Recreational Services	3,305,210.00	Self-Liquidating	88,033,391.00	Sale for Cash (1991)	
EDUCATION (excluding schools)		Other	362,447,971.61	Cancelled, Abated or Adjusted (1991)	
Libraries	9,613,050.00	Total	593,145,962.61	Balance December 31, 1991	18,458,629.00
Other Educational Services	528,135.00	EQUALIZED VALUATION BASIS		CURRENT FINANCES DECEMBER 31, 1991	
STATUTORY EXPENDITURES		FOR NET DEBT COMPUTATION	23,952,019,168.00	ASSETS	
Pensions & F. I. C. A.	17,116,474.18	REAL PROPERTY VALUATIONS		Cash Dec. 31, 1991	186,010,542.03
Employee Fringe Benefits	46,179,829.00	Code Class # of Parcels % VAL'N	ASSESSED VALUATION	Taxes Receivable	60,988,374.61
Other Statutory Expenditures	42,100.00	1 Vacant Land		Tax Title Liens	39,204,293.58
CETA And Other Public Employment Programs		2 Residential		Foreclosed Property	18,458,629.00
MUNICIPAL FUNCTIONS TOTAL	453,511,790.36	3 Farm		Emergencies & Other Deferred Charges	14,934,000.37
CAPITAL IMPROVEMENTS *MEMO*	450,200.00	4a Commercial (SEE PAGE 23)		State and Federal Aid Receivable	29,926,126.61
DEBT SERVICE		4b Industrial		Other Receivables	89,813,675.68
Principal Payments	22,990,223.32	4c Apartments		Total	439,335,641.88
Interest Payments	37,536,205.17	Total		LIABILITIES, RESERVES, AND SURPLUS	
TYPE I SCHL DEBT *MEMO	15,966,411.25	Land Area 46.42 Sq. Miles		Cash Liabilities	284,135,268.23
DEFERRED CHARGES	8,391,418.31	Net Valuation Taxable-Municipal	18,037,516,341.00	Reserves for Receivables	139,584,184.73
SCHOOL, COUNTY, SPECIAL DISTRICT TAXES	369,113,916.75	Net Valuation Taxable-County	25,223,226,420.00	Surplus Dec. 31, 1991	15,616,188.92
RESERVE FOR UNCOLLECTED TAXES	60,679,583.04	State Equalized Valuation	23,648,649,695.00	Total	439,335,641.88
EXPENDITURES TOTAL	952,223,136.95	State Equalization Ratio			

1099
Population 1980 87,361
Population 1990 107,776
S & P Rating
Moody Rating

General Tax Rate Per \$100.
State Equalized Tax Rate

SUMMARY HUNTERDON COUNTY MUNICIPALITIES

PER CAPITA:
Gross Debt 845.72
Net Debt 351.20
Debt Service 33.79
Total Tax Levy 1,388.91
Municipal Expenditures 575.44

PER CENT:
Gross Debt 1.00
Net Debt .41
Tax Levy Collected 94.17
Tax Levy Cancelled, Abated or Adjusted .66

EXPENDITURES		REVENUES-REALIZED		1991 PROPERTY TAX	
GENERAL GOVERNMENT				STATE EQUALIZED TAX RATE	
Governing Body & Public Boards	37,965.00	1991 Property Taxes Collected	141,456,075.70	Local District School Taxes	66,671,435.78
Municipal Clerk	174,430.00	1991 Payments in Lieu of Taxes	112,685.33	Regional & Consolidated School Tax	37,442,144.18
Financial Administration	1,019,849.55	Delinquent Tax & Lien Collections	7,844,004.90	School Taxes in Municipal Budget	
Assessment of Taxes	845,973.49	Business Personalty Replacement Taxes	1,715,397.56	County Taxes	27,455,000.00
Collection of Taxes	668,457.76	Taxes from Public Utilities	11,668,098.82	County Library Taxes	2,002,530.00
Planning, Housing & Development	1,473,337.93	Other Miscellaneous Tax Revenues	971,756.89	Local Municipal Purpose Taxes	14,624,953.20
Human Resources	622,823.56	State Aid Revenues	4,338,314.87	Veteran & Senior Citizen Taxes	654,901.00
Elections	17,545.00	Federal Aid Revenues		Total Taxes for Rate Computation	148,850,964.16
General Administration (other)	7,175,566.62	State and Local Fiscal Assistance Act Utilized	8,647.03	Special District Taxes	190,608.06
JUDICIARY		Sale of Acquired Property		Bank Corp. Taxes	
Municipal Courts	1,112,022.48	Other Miscellaneous Revenues	10,336,216.39	Added and Omitted Taxes	1,304,414.38
PUBLIC SAFETY		Total	178,501,197.49	Total Taxes Levied - ABSTRACT	149,691,085.60
Fire Protection	1,486,441.99	Prior Years Surplus Appropriated	19,110,165.07	Total Taxes Billed	150,210,195.77
Police Protection	7,304,514.70	REVENUES TOTAL	197,611,362.56	1991 TAXES COLLECTED	141,456,075.70
Civil Defense & Disaster Control	53,210.00	Reserve For Uncollected Taxes	10,320,448.87	1991 Taxes Cancelled, Abated or Adjusted	986,148.84
Environmental Inspection & Control	1,158,454.98	CAPITAL OUTLAY TOTAL	11,462,210.23	Transfer to Tax Title Liens or Foreclosed	989,803.06
Other Public Safety				Balance Outstanding Dec. 31, 1991	6,778,168.17
PUBLIC WORKS				PRIOR YEARS TAXES OUTSTANDING	
Streets and Drainage	8,944,734.44	Public Enterprises	376,925.95	Balance January 1, 1991	8,483,738.22
Sewers and Sewage Processing	472,440.00	Recreation—Culture	364,822.77	Collected in 1991	7,107,582.56
Garbage and Trash Disposal	1,496,147.09	Public Works	1,956,257.80	Cancelled, Abated or Adjusted 1991	214,674.53
Public Buildings and Grounds	1,780,310.04	Buildings and Grounds	8,764,203.71	Transfers to Tax Title Liens or Foreclosed	798,249.54
Other Public Works	301,355.48	Library and Education		Balance December 31, 1991	363,231.59
HEALTH and WELFARE		Conservation		TAX TITLE LIENS OUTSTANDING	
Health Services Except Environmental	297,184.79	All Other		Balance January 1, 1991	1,803,453.19
Welfare—Public Assistance	249,872.36	CAPITAL DEBT AUTHORIZED, DECEMBER 31, 1991		Transfer From Taxes	1,951,046.39
Hospital, Clinics, First Aid	1,600.00	ISSUED AND UNISSUED		Redeemed in 1991	736,422.42
Animal, Insect, & Rodent Control	66,037.00	SCHOOL	41,020,777	Cancelled, Abated or Adjusted (1991)	18,606.71
Other Welfare Services	600.00	Self-Liquidating	15,045,373	Transfers to Foreclosed Property	28,377.73
RECREATION and CONSERVATION		Other	35,082,019	Balance December 31, 1991	2,971,092.72
Beaches and Boardwalks	1,700.00	Total	91,148,169	PROPERTY ACQUIRED BY DEED OR FORECLOSURE	
Parks, Playgrounds, Shade Trees	489,451.00	ISSUED AND OUTSTANDING		Balance January 1, 1991	893,772.27
Land Reclamation & Conservation	799,813.28	School	35,218,194.55	Transfers From Taxes or Liens	28,377.73
Other Recreational Services	273,337.00	Self-Liquidating	6,222,822.04	Sale for Cash (1991)	
EDUCATION (excluding schools)		Other	26,237,856.05	Cancelled, Abated or Adjusted (1991)	
Libraries	326,944.63	Total	67,678,872.64	Balance December 31, 1991	922,150.00
Other Educational Services	3,428,231.56	EQUALIZED VALUATION BASIS		CURRENT FINANCES DECEMBER 31, 1991	
STATUTORY EXPENDITURES		FOR NET DEBT COMPUTATION	9,143,636,864.00	ASSETS	
Pensions & F. L. C. A.	2,168,767.61	REAL PROPERTY VALUATIONS		Cash Dec. 31, 1991	57,169,105.07
Employee Fringe Benefits	2,167,540.68	Code Class # of Parcels % VAL'N		Taxes Receivable	7,141,399.76
Other Statutory Expenditures	47,244.00	1 Vacant Land		Tax Title Liens	2,971,092.72
CETA And Other Public Employment Programs		2 Residential		Foreclosed Property	922,150.00
MUNICIPAL FUNCTIONS TOTAL	46,462,909.02	3 Farm		Emergencies & Other Deferred Charges	1,439,751.11
CAPITAL IMPROVEMENTS *MEMO*	1,336,704.60	4a Commercial (SEE PAGE 25)		State and Federal Aid Receivable	640,424.90
DEBT SERVICE		4b Industrial		Other Receivables	1,054,920.84
Principal Payments	2,079,134.47	4c Apartments		Total	71,338,844.40
Interest Payments	1,562,390.25	Total		LIABILITIES, RESERVES, AND SURPLUS	
DEFERRED CHARGES	1,593,763.89	Land Area 429.60 Sq. Miles		Cash Liabilities	21,311,943.08
SCHOOL, COUNTY, SPECIAL DISTRICT TAXES	133,761,713.02	Net Valuation Taxable—Municipal	9,313,461,770.00	Reserves for Receivables	12,100,367.32
RESERVE FOR UNCOLLECTED TAXES	10,320,448.87	Net Valuation Taxable—County	9,203,093,717.00	Surplus Dec. 31, 1991	37,926,534.00
EXPENDITURES TOTAL	195,780,366.52	State Equalized Valuation	9,230,303,457.00	Total	71,338,844.40
		State Equalization Ratio			

1199

Population 1980 307,863
 Population 1990 325,824
 S & P Rating
 Moody Rating

General Tax Rate Per \$100.

State Equalized Tax Rate

SUMMARY MERCER COUNTY MUNICIPALITIES

PER CAPITA:

Gross Debt 1,589.61
 Net Debt 990.24
 Debt Service 85.56
 Total Tax Levy 1,213.38
 Municipal Expenditures 808.84

PER CENT:

Gross Debt 2.90
 Net Debt 1.81
 Tax Levy Collected 94.06
 Tax Levy Cancelled, Abated or Adjusted 15.37

EXPENDITURES		REVENUES-REALIZED		1991 PROPERTY TAX	
GENERAL GOVERNMENT				STATE EQUALIZED TAX RATE	
Governing Body & Public Boards	1,226,313.50	1991 Property Taxes Collected	282,147,333.78	Local District School Taxes	124,411,534.00
Municipal Clerk	1,197,043.95	1991 Payments in Lieu of Taxes	4,362,411.40	Regional & Consolidated School Tax	83,807,260.85
Financial Administration	3,834,082.78	Delinquent Tax & Lien Collections	16,850,714.66	School Taxes in Municipal Budget	783,979.00
Assessment of Taxes	2,449,853.95	Business Personalty Replacement Taxes	7,483,642.46	County Taxes	91,194,383.42
Collection of Taxes	1,168,436.40	Taxes from Public Utilities	33,133,556.00	County Library Taxes	4,128,999.00
Planning, Housing & Development	3,500,522.50	Other Miscellaneous Tax Revenues	3,270,419.48	Local Municipal Purpose Taxes	83,388,212.62
Human Resources	7,442,162.25	State Aid Revenues	61,442,436.07	Veteran & Senior Citizen Taxes	2,875,219.00
Elections	116,700.94	Federal Aid Revenues	39,371.78	Total Taxes for Rate Computation	390,589,587.89
General Administration (other)	23,578,897.46	State and Local Fiscal Assistance Act Utilized		Special District Taxes	4,502,987.42
JUDICIARY		Sale of Acquired Property	79,811.27	Bank Corp. Taxes	
Municipal Courts	4,231,167.10	Other Miscellaneous Revenues	43,440,088.26	Added and Omitted Taxes	3,130,037.54
PUBLIC SAFETY		Total	452,249,785.10	Total Taxes Levied - ABSTRACT	395,347,393.85
Fire Protection	15,666,998.18	Prior Years Surplus Appropriated	18,176,077.91	Total Taxes Billed	299,970,719.80
Police Protection	46,063,759.52	REVENUES TOTAL	470,425,863.07	1991 TAXES COLLECTED	282,147,333.78
Civil Defense & Disaster Control	69,777.78	Reserve For Uncollected Taxes	25,475,083.52	1991 Taxes Cancelled, Abated or Adjusted	2,739,249.62
Environmental Inspection & Control	4,008,094.77	CAPITAL OUTLAY TOTAL	70,093,720.43	Transfer to Tax Title Liens or Foreclosed	3,652,894.34
Other Public Safety	37,466.00			Balance Outstanding Dec. 31, 1991	14,711,263.08
PUBLIC WORKS				PRIOR YEARS TAXES OUTSTANDING	
Streets and Drainage	12,216,342.34	Public Enterprises	9,224,060.54	Balance January 1, 1991	20,809,893.78
Sewers and Sewage Processing	10,903,685.73	Recreation-Culture	1,400,059.87	Collected in 1991	12,172,578.39
Garbage and Trash Disposal	20,884,638.50	Public Works	5,760,749.75	Cancelled, Abated or Adjusted 1991	295,003.01
Public Buildings and Grounds	5,331,513.70	Buildings and Grounds	53,299,622.55	Transfers to Tax Title Liens or Foreclosed	325,181.91
Other Public Works	1,704,871.90	Library and Education	415,270.72	Balance December 31, 1991	8,017,130.47
HEALTH and WELFARE		Conservation		TAX TITLE LIENS OUTSTANDING	
Health Services Except Environmental	5,404,114.44	All Other		Balance January 1, 1991	5,435,806.44
Welfare-Public Assistance	1,867,781.18	CAPITAL DEBT AUTHORIZED, DECEMBER 31, 1991		Transfer From Taxes	806,116.52
Hospital, Clinics, First Aid		ISSUED AND UNISSUED		Redeemed in 1991	987,470.41
Animal, Insect, & Rodent Control	338,479.85	School	87,518,389	Cancelled, Abated or Adjusted (1991)	12,089.00
Other Welfare Services		Self-Liquidating	112,597,205	Transfers to Foreclosed Property	61,398.00
RECREATION and CONSERVATION		Other	317,818,890	Balance, December 31, 1991	5,180,965.55
Beaches and Boardwalks		Total	517,934,485	PROPERTY ACQUIRED BY DEED OR FORECLOSURE	
Parks, Playgrounds, Shade Trees	1,524,337.30	ISSUED AND OUTSTANDING		Balance January 1, 1991	7,883,282.00
Land Reclamation & Conservation	125,633.43	School	46,856,326.17	Transfers From Taxes or Liens	
Other Recreational Services	4,570,905.10	Self-Liquidating	88,615,572.30	Sale for Cash (1991)	68,801.00
EDUCATION (excluding schools)		Other	249,203,626.66	Cancelled, Abated or Adjusted (1991)	597,069.00
Libraries	4,868,907.25	Total	384,675,525.13	Balance December 31, 1991	7,217,412.00
Other Educational Services	139,039.00	EQUALIZED VALUATION BASIS		CURRENT FINANCES DECEMBER 31, 1991	
STATUTORY EXPENDITURES		FOR NET DEBT COMPUTATION	17,870,196,667.67	ASSETS	
Pensions & F. L. C. A.	10,525,151.88	REAL PROPERTY VALUATIONS		Cash Dec. 31, 1991	63,351,842.23
Employee Fringe Benefits	13,783,896.76	Code Class # of Parcels % VAL'N	ASSESSED VALUATION	Taxes Receivable	22,728,393.55
Other Statutory Expenditures	27,236.64	1 Vacant Land		Tax Title Liens	5,180,965.55
CETA And Other Public Employment Programs		2 Residential		Foreclosed Property	7,217,412.00
MUNICIPAL FUNCTIONS TOTAL	208,807,862.11	3 Farm		Emergencies & Other Deferred Charges	2,166,540.62
CAPITAL IMPROVEMENTS *MEMO*	1,243,650.00	4a Commercial (SEE PAGE 27)		State and Federal Aid Receivable	3,961,706.42
DEBT SERVICE		4b Industrial		Other Receivables	62,905,471.82
Principal Payments	14,445,656.60	4c Apartments		Total	167,512,332.19
Interest Payments	13,433,150.42	Total		LIABILITIES, RESERVES, AND SURPLUS	
TYPE I SCHL DEBT *MEMO	1,851,820.00	Land Area 226.00 Sq. Miles		Cash Liabilities	100,989,836.27
DEFERRED CHARGES	1,377,751.91	Net Valuation Taxable-Municipal	6,579,093,483.00	Reserves for Receivables	38,694,954.50
SCHOOL, COUNTY, SPECIAL DISTRICT TAXES	308,829,143.69	Net Valuation Taxable-County	18,846,044,201.00	Surplus Dec. 31, 1991	27,827,541.42
RESERVE FOR UNCOLLECTED TAXES	25,475,083.52	State Equalized Valuation	18,290,742,813.00	Total	167,512,332.19
EXPENDITURES TOTAL	572,363,648.25	State Equalization Ratio			

1987 / 2000

*ABOVE DEBT SERVICE INCLUDES TYPE I SCHOOL DEBT

1299
Population 1980 595,893
Population 1990 671,780
S & P Rating
Moody Rating

General Tax Rate Per \$100.
State Equalized Tax Rate

SUMMARY MIDDLESEX COUNTY MUNICIPALITIES

PER CAPITA:		PER CENT:	
Gross Debt	1,199.19	Gross Debt	1.81
Net Debt	736.73	Net Debt	1.11
Debt Service	78.47	Tax Levy Collected	95.99
Total Tax Levy	1,340.70	Tax Levy Cancelled, Abated or Adjusted	.39
Municipal Expenditures	667.21		

EXPENDITURES		REVENUES-REALIZED		1991 PROPERTY TAX	
GENERAL GOVERNMENT				STATE EQUALIZED TAX RATE →	
Governing Body & Public Boards	1,145,324.85	1991 Property Taxes Collected	812,455,485.91	Local District School Taxes	503,149,229.46
Municipal Clerk	6,194,134.46	1991 Payments in Lieu of Taxes	5,175,108.92	Regional & Consolidated School Tax	16,497,381.59
Financial Administration	6,822,809.90	Delinquent Tax & Lien Collections	24,933,383.75	School Taxes in Municipal Budget	4,346,387.59
Assessment of Taxes	4,067,582.23	Business Personalty Replacement Taxes	14,774,370.09	County Taxes	181,608,383.00
Collection of Taxes	2,363,884.39	Taxes from Public Utilities	75,786,253.89	County Library Taxes	
Planning, Housing & Development	3,732,048.71	Other Miscellaneous Tax Revenues	363,287.64	Local Municipal Purpose Taxes	170,574,649.01
Human Resources	8,917,016.00	State Aid Revenues	53,923,809.45	Veteran & Senior Citizen Taxes	5,568,650.00
Elections	217,262.43	Federal Aid Revenues	28,844.00	Total Taxes for Rate Computation	881,744,680.65
General Administration (other)	36,459,703.95	State and Local Fiscal Assistance Act Utilized		Special District Taxes	19,615,092.96
JUDICIARY		Sale of Acquired Property	1,000.00	Bank Corp. Taxes	
Municipal Courts	5,386,372.00	Other Miscellaneous Revenues	68,871,595.94	Added and Omitted Taxes	4,861,888.23
PUBLIC SAFETY		Total	1,056,313,139.59	Total Taxes Levied - ABSTRACT	900,653,011.84
Fire Protection	18,045,698.51	Prior Years Surplus Appropriated	36,524,244.56	Total Taxes Billed	846,401,891.14
Police Protection	87,863,345.48	REVENUES TOTAL	1,092,837,384.15	1991 TAXES COLLECTED	812,455,485.91
Civil Defense & Disaster Control	289,239.31	Reserve For Uncollected Taxes	37,540,208.67	1991 Taxes Cancelled, Abated or Adjusted	3,283,120.56
Environmental Inspection & Control	7,381,246.66	CAPITAL OUTLAY TOTAL	133,975,102.63	Transfer to Tax Title Liens or Foreclosed	3,619,335.34
Other Public Safety	1,300.00			Balance Outstanding Dec. 31, 1991	27,040,949.33
PUBLIC WORKS				PRIOR YEARS TAXES OUTSTANDING	
Streets and Drainage	23,293,959.88	Public Enterprises	30,360,702.02	Balance January 1, 1991	28,323,553.80
Sewers and Sewage Processing	20,402,507.16	Recreation-Culture	3,677,602.45	Collected in 1991	19,814,538.25
Garbage and Trash Disposal	14,019,856.00	Public Works	14,868,548.57	Cancelled, Abated or Adjusted 1991	3,476,915.99
Public Buildings and Grounds	9,628,884.48	Buildings and Grounds	73,260,684.20	Transfers to Tax Title Liens or Foreclosed	1,330,561.75
Other Public Works	3,144,106.51	Library and Education	11,563,248.34	Balance December 31, 1991	3,701,537.81
HEALTH and WELFARE		Conservation	244,316.92	TAX TITLE LIENS OUTSTANDING	
Health Services Except Environmental	4,267,238.45	All Other		Balance January 1, 1991	12,353,625.93
Welfare-Public Assistance	1,465,008.65			Transfer From Taxes	5,284,362.11
Hospital, Clinics, First Aid	14,000.00			Redeemed in 1991	4,145,215.57
Animal, Insect, & Rodent Control	245,025.00			Cancelled, Abated or Adjusted (1991)	8,416.74
Other Welfare Services	700,399.00			Transfers to Foreclosed Property	65,231.88
RECREATION and CONSERVATION				Balance December 31, 1991	13,419,123.85
Beaches and Boardwalks				PROPERTY ACQUIRED BY DEED OR FORECLOSURE	
Parks, Playgrounds, Shade Trees	6,182,559.13			Balance January 1, 1991	20,957,997.27
Land Reclamation & Conservation	1,704,859.41			Transfers From Taxes or Liens	65,231.88
Other Recreational Services	5,957,154.48			Sale for Cash (1991)	15,000.00
EDUCATION (excluding schools)				Cancelled, Abated or Adjusted (1991)	
Libraries	16,756,347.53			Balance December 31, 1991	21,008,229.15
Other Educational Services	304,365.86			CURRENT FINANCES DECEMBER 31, 1991	
STATUTORY EXPENDITURES				ASSETS	
Pensions & F. I. C. A.	26,275,735.21			Cash Dec. 31, 1991	135,191,868.06
Employee Fringe Benefits	32,765,337.00			Taxes Receivable	30,742,487.14
Other Statutory Expenditures	59,747.00			Tax Title Liens	13,419,123.85
CETA And Other Public Employment Programs				Foreclosed Property	21,008,229.15
MUNICIPAL FUNCTIONS TOTAL	356,074,179.63			Emergencies & Other Deferred Charges	9,337,944.61
CAPITAL IMPROVEMENTS *MEMO*	2,333,415.00			State and Federal Aid Receivable	18,676,489.06
DEBT SERVICE				Other Receivables	5,483,040.31
Principal Payments	28,043,403.65			Total	233,859,192.18
Interest Payments	24,671,446.73			LIABILITIES, RESERVES, AND SURPLUS	
TYPE I SCHL DEBT *MEMO	6,802,210.79			Cash Liabilities	124,344,104.28
DEFERRED CHARGES	1,890,548.35			Reserves for Receivables	70,738,467.14
SCHOOL, COUNTY, SPECIAL DISTRICT TAXES	725,216,474.60			Surplus Dec. 31, 1991	38,726,610.76
RESERVE FOR UNCOLLECTED TAXES	37,540,208.67			Total	233,859,182.18
EXPENDITURES TOTAL	1,173,436,262.13				

1399

Population 1980 503,173
 Population 1990 553,124
 S & P Rating
 Moody Rating

General Tax Rate Per \$100.

State Equalized Tax Rate

SUMMARY MONMOUTH COUNTY MUNICIPALITIES

PER CAPITA:

Gross Debt 1,027.68
 Net Debt 590.45
 Debt Service 71.61
 Total Tax Levy 1,387.59
 Municipal Expenditures 669.04

PER CENT:

Gross Debt 1.42
 Net Debt .81
 Tax Levy Collected 94.53
 Tax Levy Cancelled, Abated or Adjusted .21

EXPENDITURES		REVENUES-REALIZED		1991 PROPERTY TAX	
GENERAL GOVERNMENT				STATE EQUALIZED TAX RATE →	
Governing Body & Public Boards	773,428.93			Local District School Taxes	316,297,052.55
Municipal Clerk	1,175,604.11	1991 Property Taxes Collected		Regional & Consolidated School Tax	105,791,359.51
Financial Administration	4,659,325.15	1991 Payments in Lieu of Taxes		School Taxes in Municipal Budget	21,000.00
Assessment of Taxes	3,265,800.69	Delinquent Tax & Lien Collections		County Taxes	* 167,360,609.99
Collection of Taxes	3,126,347.79	Business Personality Replacement Taxes		County Library Taxes	4,171,653.00
Planning, Housing & Development	5,374,031.35	Taxes from Public Utilities		Local Municipal Purpose Taxes	155,155,346.42
Human Resources	7,616,305.57	Other Miscellaneous Tax Revenues		Veteran & Senior Citizen Taxes	3,426,950.00
Elections	263,540.24	State Aid Revenues		Total Taxes for Rate Computation	752,223,971.47
General Administration (other)	34,699,959.69	Federal Aid Revenues		Special District Taxes	14,302,812.14
JUDICIARY		State and Local Fiscal Assistance Act Utilized		Bank Corp. Taxes	
Municipal Courts	5,333,543.36	Sale of Acquired Property		Added and Omitted Taxes	4,407,527.91
PUBLIC SAFETY		Other Miscellaneous Revenues		Total Taxes Levied - ABSTRACT	767,507,361.52
Fire Protection	9,332,654.96	Total		Total Taxes Billed	758,080,110.28
Police Protection	70,202,520.69	Prior Years Surplus Appropriated		1991 TAXES COLLECTED	716,648,950.93
Civil Defense & Disaster Control	244,812.98	REVENUES TOTAL		1991 Taxes Cancelled, Abated or Adjusted	1,581,419.23
Environmental Inspection & Control	5,435,826.69	Reserve For Uncollected Taxes		Transfer to Tax Title Liens or Foreclosed	3,229,757.61
Other Public Safety	920.00	CAPITAL OUTLAY TOTAL		Balance Outstanding Dec. 31, 1991	36,619,981.96
PUBLIC WORKS				PRIOR YEARS TAXES OUTSTANDING	
Streets and Drainage	26,045,905.05	Public Enterprises		Balance January 1, 1991	36,941,214.21
Sewers and Sewage Processing	10,089,945.53	Recreation-Culture		Collected in 1991	30,271,525.52
Garbage and Trash Disposal	18,070,743.46	Public Works		Cancelled, Abated or Adjusted 1991	1,385,633.14
Public Buildings and Grounds	7,861,659.54	Buildings and Grounds		Transfers to Tax Title Liens or Foreclosed	1,994,172.32
Other Public Works	5,333,517.55	Library and Education		Balance December 31, 1991	3,289,883.23
HEALTH and WELFARE		Conservation		TAX TITLE LIENS OUTSTANDING	
Health Services Except Environmental	3,544,103.61	All Other		Balance January 1, 1991	8,370,715.71
Welfare-Public Assistance	1,294,390.17	CAPITAL DEBT AUTHORIZED, DECEMBER 31, 1991		Transfer From Taxes	5,360,525.61
Hospital, Clinics, First Aid	45,500.00	ISSUED AND UNISSUED		Redeemed in 1991	2,595,163.63
Animal, Insect, & Rodent Control	259,874.15	GROSS DEBT		Cancelled, Abated or Adjusted (1991)	225,236.33
Other Welfare Services	297,717.99	NET DEBT		Transfers to Foreclosed Property	10,261.72
RECREATION and CONSERVATION				Balance December 31, 1991	10,900,579.64
Beaches and Boardwalks	1,023,608.00	SCHOOL		PROPERTY ACQUIRED BY DEED OR	
Parks, Playgrounds, Shade Trees	3,388,616.08	Self-Liquidating		FORECLOSURE	
Land Reclamation & Conservation	2,045,790.87	Other		Balance January 1, 1991	26,229,466.83
Other Recreational Services	5,103,659.71	Total		Transfers From Taxes or Liens	10,261.72
EDUCATION (excluding schools)				Sale for Cash (1991)	103,300.00
Libraries	4,549,128.50	ISSUED AND OUTSTANDING		Cancelled, Abated or Adjusted (1991)	86,601.00
Other Educational Services	127,892.72	SCHOOL		Balance December 31, 1991	26,049,827.55
STATUTORY EXPENDITURES		Self-Liquidating		CURRENT FINANCES DECEMBER 31, 1991	
Pensions & F. I. C. A.	20,685,597.19	Other		ASSETS	
Employee Fringe Benefits	18,393,833.07	Total		Cash Dec. 31, 1991	169,634,237.72
Other Statutory Expenditures	65,169.65			Taxes Receivable	39,909,865.19
CETA And Other Public Employment Programs		EQUALIZED VALUATION BASIS		Tax Title Liens	10,900,579.64
MUNICIPAL FUNCTIONS TOTAL	279,841,390.54	FOR NET DEBT COMPUTATION		Foreclosed Property	26,049,827.55
CAPITAL IMPROVEMENTS *MEMO*	1,327,174.28	REAL PROPERTY VALUATIONS		Emergencies & Other Deferred Charges	5,730,883.40
DEBT SERVICE		Code Class # of Parcels % VAL'N		State and Federal Aid Receivable	4,174,675.91
Principal Payments	22,090,072.73	1 Vacant Land		Other Receivables	12,070,127.50
Interest Payments	17,519,632.98	2 Residential		Total	268,470,196.12
TYPE I SCHL DEBT *MEMO	136,060.50	3 Farm		LIABILITIES, RESERVES, AND SURPLUS	
DEFERRED CHARGES	4,555,071.53	4a Commercial (SEE PAGE 31)		Cash Liabilities	121,405,758.37
SCHOOL, COUNTY, SPECIAL DISTRICT TAXES	607,944,437.19	4b Industrial		Reserves for Receivables	85,476,953.04
RESERVE FOR UNCOLLECTED TAXES	46,054,067.92	4c Apartments		Surplus Dec. 31, 1991	61,587,484.71
EXPENDITURES TOTAL	978,004,772.89	Total		Total	268,470,196.12
		Land Area 471.57 Sq. Miles			
		Net Valuation Taxable-Municipal			
		Net Valuation Taxable-County			
		State Equalized Valuation			
		State Equalization Ratio			

1997-2000

*ABOVE DEBT SERVICE INCLUDES TYPE I SCHOOL DEBT

*Includes County Health Service Taxes, County Vocational School Taxes, or County Open Space Tax. See Table 13.

1499
Population 1980 407,630
Population 1990 421,353
S & P Rating
Moody Rating

General Tax Rate Per \$100.
State Equalized Tax Rate

SUMMARY MORRIS COUNTY MUNICIPALITIES

PER CAPITA:		PER CENT:	
Gross Debt	1,787.98	Gross Debt	1.87
Net Debt	804.64	Net Debt	.84
Debt Service	83.08	Tax Levy Collected	96.20
Total Tax Levy	1,716.38	Tax Levy Cancelled, Abated or Adjusted	.47
Municipal Expenditures	747.62		

EXPENDITURES		REVENUES-REALIZED		1991 PROPERTY TAX	
GENERAL GOVERNMENT				STATE EQUALIZED TAX RATE	
Governing Body & Public Boards	390,446.50	1991 Property Taxes Collected	697,167,434.94	Local District School Taxes	324,785,780.98
Municipal Clerk	808,565.00	1991 Payments in Lieu of Taxes	344,661.94	Regional & Consolidated School Tax	104,300,553.55
Financial Administration	6,526,701.61	Delinquent Tax & Lien Collections	18,651,595.58	School Taxes in Municipal Budget	
Assessment of Taxes	2,004,969.79	Business Personalty Replacement Taxes	6,868,224.07	County Taxes	110,886,231.88
Collection of Taxes	2,070,789.19	Taxes from Public Utilities	32,542,030.74	County Library Taxes	
Planning, Housing & Development	3,154,823.44	Other Miscellaneous Tax Revenues	3,662,104.52	Local Municipal Purpose Taxes	170,018,321.08
Human Resources	3,345,934.52	State Aid Revenues	18,034,161.25	Veteran & Senior Citizen Taxes	2,392,950.00
Elections	98,438.30	Federal Aid Revenues	4,670.47	Total Taxes for Rate Computation	712,383,837.49
General Administration (other)	30,072,189.97	State and Local Fiscal Assistance Act Utilized		Special District Taxes	7,200,432.49
JUDICIARY		Sale of Acquired Property	9,000.00	Bank Corp. Taxes	
Municipal Courts	4,078,355.27	Other Miscellaneous Revenues	53,924,055.25	Added and Omitted Taxes	6,010,785.62
PUBLIC SAFETY		Total	831,207,938.76	Total Taxes Levied - ABSTRACT	723,202,105.60
Fire Protection	7,539,343.45	Prior Years Surplus Appropriated	28,066,578.80	Total Taxes Billed	724,732,275.73
Police Protection	55,053,389.75	REVENUES TOTAL	859,274,517.56	1991 TAXES COLLECTED	697,167,434.94
Civil Defense & Disaster Control	204,773.52	Reserve For Uncollected Taxes	33,882,210.08	1991 Taxes Cancelled, Abated or Adjusted	3,389,323.38
Environmental Inspection & Control	4,341,797.31	CAPITAL OUTLAY TOTAL	1,361,680,145.21	Transfer to Tax Title Liens or Foreclosed	2,446,134.59
Other Public Safety	104,121.00			Balance Outstanding Dec. 31, 1991	21,671,752.77
PUBLIC WORKS				PRIOR YEARS TAXES OUTSTANDING	
Streets and Drainage	23,156,782.55	Public Enterprises	47,003,516.22	Balance January 1, 1991	20,429,968.55
Sewers and Sewage Processing	10,107,786.71	Recreation—Culture	1,021,966.07	Collected in 1991	17,022,802.41
Garbage and Trash Disposal	22,752,411.28	Public Works	39,841,005.13	Cancelled, Abated or Adjusted 1991	850,722.47
Public Buildings and Grounds	5,338,497.29	Buildings and Grounds	39,571,291.45	Transfers to Tax Title Liens or Foreclosed	1,152,576.11
Other Public Works	4,091,749.65	Library and Education	26,291.37	Balance December 31, 1991	1,403,867.56
HEALTH and WELFARE		Conservation	146,682.97	TAX TITLE LIENS OUTSTANDING	
Health Services Except Environmental	6,208,592.77	All Other		Balance January 1, 1991	5,361,598.27
Welfare—Public Assistance	1,887,231.04			Transfer From Taxes	3,736,262.99
Hospital, Clinics, First Aid	74,118.00	CAPITAL DEBT AUTHORIZED, DECEMBER 31, 1991		Redeemed in 1991	1,628,561.72
Animal, Insect, & Rodent Control	472,982.19	ISSUED AND UNISSUED		Cancelled, Abated or Adjusted (1991)	108,998.46
Other Welfare Services	127,087.00	School	64,785,447	Transfers to Foreclosed Property	173,831.27
RECREATION and CONSERVATION		Self-Liquidating	297,362,725	Balance December 31, 1991	7,182,469.81
Beaches and Boardwalks	6,275.00	Other	391,221,320	PROPERTY ACQUIRED BY DEED OR FORECLOSURE	
Parks, Playgrounds, Shade Trees	4,102,149.43	Total	753,369,492	Balance January 1, 1991	8,518,760.06
Land Reclamation & Conservation	1,064,833.29			Transfers From Taxes or Liens	190,817.03
Other Recreational Services	4,352,089.88			Sale for Cash (1991)	9,000.00
EDUCATION (excluding schools)				Cancelled, Abated or Adjusted (1991)	18,850.00
Libraries	10,776,747.86	ISSUED AND OUTSTANDING		Balance December 31, 1991	8,691,727.09
Other Educational Services	68,366.82	School	51,228,228.51	CURRENT FINANCES DECEMBER 31, 1991	
STATUTORY EXPENDITURES		Self-Liquidating	198,066,354.95	ASSETS	
Pensions & F. L. C. A.	16,979,588.55	Other	327,823,866.77	Cash Dec. 31, 1991	104,194,345.15
Employee Fringe Benefits	13,295,529.32	Total	577,118,450.23	Taxes Receivable	23,075,620.33
Other Statutory Expenditures	65,347.09	EQUALIZED VALUATION BASIS		Tax Title Liens	7,182,469.81
CETA And Other Public Employment Programs		FOR NET DEBT COMPUTATION	40,171,251,327.02	Foreclosed Property	8,681,727.09
MUNICIPAL FUNCTIONS TOTAL	244,722,804.34	REAL PROPERTY VALUATIONS		Emergencies & Other Deferred Charges	4,661,791.03
CAPITAL IMPROVEMENTS *MEMO*	3,042,793.00	Code Class # of Parcels % VAL'N	ASSESSED VALUATION	State and Federal Aid Receivable	772,237.16
DEBT SERVICE		1 Vacant Land		Other Receivables	5,695,208.93
Principal Payments	17,765,665.61	2 Residential		Total	154,269,399.50
Interest Payments	17,238,634.91	3 Farm		LIABILITIES, RESERVES, AND SURPLUS	
DEFERRED CHARGES	1,400,615.57	4a Commercial (SEE PAGE 33)		Cash Liabilities	61,850,776.16
SCHOOL, COUNTY, SPECIAL DISTRICT TAXES	547,172,998.90	4b Industrial		Reserves for Receivables	44,469,845.09
RESERVE FOR UNCOLLECTED TAXES	33,382,210.08	4c Apartments		Surplus Dec. 31, 1991	47,948,778.25
EXPENDITURES TOTAL	862,182,929.41	Total		Total	154,269,399.50
		Land Area 470.24 Sq. Miles			
		Net Valuation Taxable-Municipal	26,251,211,493.00		
		Net Valuation Taxable-County	41,675,196,757.00		
		State Equalized Valuation	39,907,157,557.00		
		State Equalization Ratio			

1599

Population 1980 346,038
 Population 1990 433,203
 S & P Rating
 Moody Rating

General Tax Rate Per \$100.

State Equalized Tax Rate

SUMMARY OCEAN COUNTY MUNICIPALITIES

PER CAPITA:

Gross Debt 914.97
 Net Debt 512.98
 Debt Service 54.09
 Total Tax Levy 1,242.34
 Municipal Expenditures 624.14

PER CENT:

Gross Debt 1.20
 Net Debt .67
 Tax Levy Collected 93.74
 Tax Levy Cancelled, Abated or Adjusted .57

EXPENDITURES		REVENUES-REALIZED		1991 PROPERTY TAX	
GENERAL GOVERNMENT				STATE EQUALIZED TAX RATE →	
Governing Body & Public Boards	695,605.49	1991 Property Taxes Collected	507,258,272.06	Local District School Taxes	178,847,929.64
Municipal Clerk	1,014,472.00	1991 Payments in Lieu of Taxes	300,189.56	Regional & Consolidated School Tax	100,592,942.07
Financial Administration	3,220,768.00	Delinquent Tax & Lien Collections	28,064,738.99	School Taxes in Municipal Budget	3,358,595.00
Assessment of Taxes	2,832,423.46	Business Personalty Replacement Taxes	2,003,798.00	County Taxes	* 126,486,670.00
Collection of Taxes	3,040,764.99	Taxes from Public Utilities	39,310,938.07	County Library Taxes	9,253,000.00
Planning, Housing & Development	2,665,537.56	Other Miscellaneous Tax Revenues	23,019,568.87	Local Municipal Purpose Taxes	108,403,586.10
Human Resources	4,639,526.30	Federal Aid Revenues		Veteran & Senior Citizen Taxes	6,795,300.00
Elections	91,444.35	State and Local Fiscal Assistance Act Utilized		Total Taxes for Rate Computation	533,728,022.81
General Administration (other)	22,912,767.78	Sale of Acquired Property	116,429.54	Special District Taxes	7,429,061.85
JUDICIARY		Other Miscellaneous Revenues	41,494,858.60	Bank Corp. Taxes	
Municipal Courts	3,667,545.77			Added and Omitted Taxes	3,813,652.59
PUBLIC SAFETY		Total	641,503,792.59	Total Taxes Levied - ABSTRACT	538,185,437.25
Fire Protection	1,692,641.86	Prior Years Surplus Appropriated	43,978,786.94	Total Taxes Billed	541,106,504.27
Police Protection	52,567,958.96	REVENUES TOTAL	685,547,579.53	1991 TAXES COLLECTED	507,258,272.06
Civil Defense & Disaster Control	394,276.51	Reserve For Uncollected Taxes	38,605,796.56	1991 Taxes Cancelled, Abated or Adjusted	3,082,190.63
Environmental Inspection & Control	2,722,034.85	CAPITAL OUTLAY TOTAL	29,450,043.28	Transfer to Tax Title Liens or Foreclosed	4,787,048.17
Other Public Safety	31,800.00			Balance Outstanding Dec. 31, 1991	25,685,427.39
PUBLIC WORKS				PRIOR YEARS TAXES OUTSTANDING	
Streets and Drainage	15,254,330.57	Public Enterprises	5,348,683.85	Balance January 1, 1991	31,239,702.47
Sewers and Sewage Processing	1,831,233.15	Recreation—Culture	1,391,228.92	Collected in 1991	23,171,350.74
Garbage and Trash Disposal	28,666,944.43	Public Works	10,360,255.32	Cancelled, Abated or Adjusted 1991	2,807,854.64
Public Buildings and Grounds	4,593,966.22	Buildings and Grounds	11,113,891.83	Transfers to Tax Title Liens or Foreclosed	2,736,399.74
Other Public Works	5,470,976.83	Library and Education	780,511.96	Balance December 31, 1991	2,524,097.35
HEALTH and WELFARE		Conservation	452,471.40	TAX TITLE LIENS OUTSTANDING	
Health Services Except Environmental	1,654,643.13	All Other		Balance January 1, 1991	8,387,899.59
Welfare—Public Assistance	1,359,590.71	CAPITAL DEBT AUTHORIZED, DECEMBER 31, 1991		Transfer From Taxes	8,392,878.11
Hospital, Clinics, First Aid	53,400.00	ISSUED AND UNISSUED		Redeemed in 1991	4,161,221.70
Animal, Insect, & Rodent Control	450,239.88	SCHOOL	123,753,813	Cancelled, Abated or Adjusted (1991)	57,862.76
Other Welfare Services	4,900.00	Self-Liquidating	47,262,876	Transfers to Foreclosed Property	54,223.61
RECREATION and CONSERVATION		Other	225,350,385	Balance December 31, 1991	12,507,469.63
Beaches and Boardwalks	3,132,558.23	Total	396,367,074	PROPERTY ACQUIRED BY DEED OR FORECLOSURE	
Parks, Playgrounds, Shade Trees	1,596,876.42	ISSUED AND OUTSTANDING		Balance January 1, 1991	24,931,472.39
Land Reclamation & Conservation	3,192,821.73	School	99,161,872.69	Transfers From Taxes or Liens	5,156.92
Other Recreational Services	2,427,834.29	Self-Liquidating	38,112,311.68	Sale for Cash (1991)	46,315.49
EDUCATION (excluding schools)		Other	181,637,586.60	Cancelled, Abated or Adjusted (1991)	270,599.36
Libraries	986,937.83	Total	318,911,770.97	Balance December 31, 1991	24,619,714.46
Other Educational Services	1,511,310.00	EQUALIZED VALUATION BASIS		CURRENT FINANCES DECEMBER 31, 1991	
STATUTORY EXPENDITURES		FOR NET DEBT COMPUTATION	33,135,752,749.32	ASSETS	
Pensions & F. I. C. A.	14,534,790.91	REAL PROPERTY VALUATIONS		Cash Dec. 31, 1991	90,625,371.84
Employee Fringe Benefits	15,996,849.19	Code Class # of Parcels % VAL'N		Taxes Receivable	28,209,524.74
Other Statutory Expenditures	189,236.06	1 Vacant Land		Tax Title Liens	12,507,469.63
CETA And Other Public Employment Programs		2 Residential		Foreclosed Property	24,619,714.46
MUNICIPAL FUNCTIONS TOTAL	205,104,057.48	3 Farm		Emergencies & Other Deferred Charges	12,580,557.52
CAPITAL IMPROVEMENTS *MEMO*	1,223,392.34	4a Commercial (SEE PAGE 35)		State and Federal Aid Receivable	901,367.64
DEBT SERVICE		4b Industrial		Other Receivables	4,871,165.99
Principal Payments	11,659,105.72	4c Apartments		Total	174,315,171.82
Interest Payments	11,772,057.82	Total		LIABILITIES, RESERVES, AND SURPLUS	
DEFERRED CHARGES	3,238,063.97	Land Area 637.09 Sq. Miles		Cash Liabilities	57,784,346.81
SCHOOL, COUNTY, SPECIAL DISTRICT TAXES	425,963,198.56	Net Valuation Taxable-Municipal	24,689,010,832.00	Reserves for Receivables	71,116,334.60
RESERVE FOR UNCOLLECTED TAXES	39,605,796.56	Net Valuation Taxable-County	34,325,849,533.00	Surplus Dec. 31, 1991	45,414,490.41
EXPENDITURES TOTAL	695,347,230.11	State Equalized Valuation	32,577,415,779.00	Total	174,315,171.82
		State Equalization Ratio			

1699

Population 1980 447,585
 Population 1990 453,060
 S & P Rating
 Moody Rating

General Tax Rate Per \$100.

State Equalized Tax Rate

SUMMARY PASSAIC COUNTY MUNICIPALITIES

PER CAPITA:

Gross Debt 885.59
 Net Debt 545.34
 Debt Service 78.17
 Total Tax Levy 1,152.01
 Municipal Expenditures 716.35

PER CENT:

Gross Debt 1.65
 Net Debt 1.02
 Tax Levy Collected 95.44
 Tax Levy Cancelled, Abated or Adjusted .62

EXPENDITURES		REVENUES-REALIZED		1991 PROPERTY TAX	
GENERAL GOVERNMENT				STATE EQUALIZED TAX RATE	
Governing Body & Public Boards	1,205,573.04	1991 Property Taxes Collected		Local District School Taxes	
Municipal Clerk	1,197,394.40	1991 Payments in Lieu of Taxes		Regional & Consolidated School Tax	
Financial Administration	4,316,209.18	Delinquent Tax & Lien Collections		School Taxes in Municipal Budget	
Assessment of Taxes	2,967,716.86	Business Personalty Replacement Taxes		County Taxes	
Collection of Taxes	1,687,348.59	Taxes from Public Utilities		County Library Taxes	
Planning, Housing & Development	2,974,231.91	Other Miscellaneous Tax Revenues		Local Municipal Purpose Taxes	
Human Resources	9,054,436.51	State Aid Revenues		Veteran & Senior Citizen Taxes	
Elections	263,062.66	Federal Aid Revenues		Total Taxes for Rate Computation	
General Administration (other)	18,268,335.19	State and Local Fiscal Assistance Act Utilized		Special District Taxes	
JUDICIARY		Sale of Acquired Property		Bank Corp. Taxes	
Municipal Courts	3,536,454.37	Other Miscellaneous Revenues		Added and Omitted Taxes	
PUBLIC SAFETY		Total		Total Taxes Levied - ABSTRACT	
Fire Protection	26,864,426.89	Prior Years Surplus Appropriated		Total Taxes Billed	
Police Protection	46,574,669.14	REVENUES TOTAL		1991 TAXES COLLECTED	
Civil Defense & Disaster Control	258,522.00	Reserve For Uncollected Taxes		1991 Taxes Cancelled, Abated or Adjusted	
Environmental Inspection & Control	1,615,304.41	CAPITAL OUTLAY TOTAL		Transfer to Tax Title Liens or Foreclosed	
Other Public Safety	2,110.00			Balance Outstanding Dec. 31, 1991	
PUBLIC WORKS		Public Enterprises		PRIOR YEARS TAXES OUTSTANDING	
Streets and Drainage	16,699,166.25	Recreation—Culture		Balance January 1, 1991	
Sewers and Sewage Processing	36,897,312.10	Public Works		Collected in 1991	
Garbage and Trash Disposal	19,214,903.36	Buildings and Grounds		Cancelled, Abated or Adjusted 1991	
Public Buildings and Grounds	4,438,950.14	Library and Education		Transfers to Tax Title Liens or Foreclosed	
Other Public Works	4,344,010.00	Conservation		Balance December 31, 1991	
HEALTH and WELFARE		All Other		TAX TITLE LIENS OUTSTANDING	
Health Services Except Environmental	5,441,133.41	CAPITAL DEBT AUTHORIZED, DECEMBER 31, 1991		Balance January 1, 1991	
Welfare—Public Assistance	1,439,556.00	ISSUED AND UNISSUED		Transfer From Taxes	
Hospital, Clinics, First Aid		GROSS DEBT		Redeemed in 1991	
Animal, Insect, & Rodent Control	325,955.00	NET DEBT		Cancelled, Abated or Adjusted (1991)	
Other Welfare Services	1,092.38			Transfers to Foreclosed Property	
RECREATION and CONSERVATION				Balance December 31, 1991	
Beaches and Boardwalks				PROPERTY ACQUIRED BY DEED OR FORECLOSURE	
Parks, Playgrounds, Shade Trees	2,634,355.24			Balance January 1, 1991	
Land Reclamation & Conservation	1,771,060.54			Transfers From Taxes or Liens	
Other Recreational Services	1,992,076.00			Sale for Cash (1991)	
EDUCATION (excluding schools)				Cancelled, Abated or Adjusted (1991)	
Libraries	8,512,239.42			Balance December 31, 1991	
Other Educational Services	288,936.00			CURRENT FINANCES DECEMBER 31, 1991	
STATUTORY EXPENDITURES				ASSETS	
Pensions & F.I.C.A.	14,950,448.26			Cash Dec. 31, 1991	
Employee Fringe Benefits	21,796,513.50			Taxes Receivable	
Other Statutory Expenditures	23,003.00			Tax Title Liens	
CETA And Other Public Employment Programs				Foreclosed Property	
MUNICIPAL FUNCTIONS TOTAL	261,556,655.75			Emergencies & Other Deferred Charges	
CAPITAL IMPROVEMENTS *MEMO*	679,000.00			State and Federal Aid Receivable	
DEBT SERVICE				Other Receivables	
Principal Payments	18,885,770.48			Total	
Interest Payments	16,528,142.44			LIABILITIES, RESERVES, AND SURPLUS	
TYPE I SCHL DEBT *MEMO	6,131,335.75			Cash Liabilities	
DEFERRED CHARGES	2,284,437.07			Reserves for Receivables	
SCHOOL, COUNTY, SPECIAL DISTRICT TAXES	356,155,665.99			Surplus Dec. 31, 1991	
RESERVE FOR UNCOLLECTED TAXES	25,294,936.32			Total	
EXPENDITURES TOTAL	680,705,608.05				

1799
Population 1980 64,676
Population 1990 65,294
S & P Rating
Moody Rating

General Tax Rate Per \$100.
State Equalized Tax Rate

SUMMARY SALEM COUNTY MUNICIPALITIES

PER CAPITA:
Gross Debt 606.00
Net Debt 138.68
Debt Service 19.55
Total Tax Levy 763.19
Municipal Expenditures 663.74

PER CENT:
Gross Debt 1.73
Net Debt .37
Tax Levy Collected 90.37
Tax Levy Cancelled, Abated or Adjusted .41

EXPENDITURES		REVENUES-REALIZED		1991 PROPERTY TAX	
GENERAL GOVERNMENT				STATE EQUALIZED TAX RATE	
Governing Body & Public Boards	100,944.59	1991 Property Taxes Collected	44,518,938.26	Local District School Taxes	18,442,181.75
Municipal Clerk	109,265.00	1991 Payments in Lieu of Taxes	19,430.54	Regional & Consolidated School Tax	7,934,329.09
Financial Administration	705,359.16	Delinquent Tax & Lien Collections	5,139,821.84	School Taxes in Municipal Budget	43,911.55
Assessment of Taxes	435,688.00	Business Personalty Replacement Taxes	2,935,798.03	County Taxes	18,446,553.20
Collection of Taxes	410,471.41	Taxes from Public Utilities	9,835,417.77	County Library Taxes	
Planning, Housing & Development	1,120,913.73	Other Miscellaneous Tax Revenues		Local Municipal Purpose Taxes	3,767,232.20
Human Resources	1,071,310.96	State Aid Revenues	9,196,158.70	Veteran & Senior Citizen Taxes	678,950.00
Elections	1,445.00	Federal Aid Revenues	854.45	Total Taxes for Rate Computation	49,313,157.79
General Administration (other)	6,772,874.82	State and Local Fiscal Assistance Act Utilized		Special District Taxes	283,000.81
JUDICIARY		Sale of Acquired Property	15,952.00	Bank Corp. Taxes	
Municipal Courts	763,067.24	Other Miscellaneous Revenues	11,128,659.59	Added and Omitted Taxes	914,805.89
PUBLIC SAFETY		Total	82,791,031.18	Total Taxes Levied - ABSTRACT	49,832,014.49
Fire Protection	787,645.71	Prior Years Surplus Appropriated	4,871,831.04	Total Taxes Billed	49,261,039.17
Police Protection	5,888,543.25	REVENUES TOTAL	87,662,862.22	1991 TAXES COLLECTED	44,518,938.26
Civil Defense & Disaster Control	109,092.43	Reserve For Uncollected Taxes	6,141,404.73	1991 Taxes Cancelled, Abated or Adjusted	202,748.07
Environmental Inspection & Control	617,779.54	CAPITAL OUTLAY TOTAL	3,432,979.48	Transfer to Tax Title Liens or Foreclosed	475,305.98
Other Public Safety		Public Enterprises	1,302,912.72	Balance Outstanding Dec. 31, 1991	4,097,602.27
PUBLIC WORKS		Recreation—Culture	38,427.00	PRIOR YEARS TAXES OUTSTANDING	
Streets and Drainage	3,593,254.09	Public Works	1,009,368.44	Balance January 1, 1991	5,454,979.02
Sewers and Sewage Processing	1,121,177.63	Buildings and Grounds	1,082,271.21	Collected in 1991	4,809,130.47
Garbage and Trash Disposal	2,275,956.27	Library and Education		Cancelled, Abated or Adjusted 1991	116,050.89
Public Buildings and Grounds	1,191,943.22	Conservation		Transfers to Tax Title Liens or Foreclosed	333,800.32
Other Public Works	242,577.00	All Other		Balance December 31, 1991	195,947.34
HEALTH and WELFARE		CAPITAL DEBT AUTHORIZED, DECEMBER 31, 1991		TAX TITLE LIENS OUTSTANDING	
Health Services Except Environmental	187,251.67	ISSUED AND UNISSUED		Balance January 1, 1991	1,162,841.58
Welfare-Public Assistance	183,342.25	SCHOOL	24,489,665	Transfer From Taxes	841,796.19
Hospital, Clinics, First Aid	20,250.00	Self-Liquidating	7,556,020	Redeemed in 1991	330,641.37
Animal, Insect, & Rodent Control	263,965.88	Other	7,522,537	Cancelled, Abated or Adjusted (1991)	11,024.62
Other Welfare Services	1,400.00	Total	39,568,222	Transfers to Foreclosed Property	112,894.28
RECREATION and CONSERVATION				Balance December 31, 1991	1,550,077.50
Beaches and Boardwalks	19,200.00	ISSUED AND OUTSTANDING		PROPERTY ACQUIRED BY DEED OR FORECLOSURE	
Parks, Playgrounds, Shade Trees	116,614.60	School	18,851,667.00	Balance January 1, 1991	1,915,661.64
Land Reclamation & Conservation	263,135.31	Self-Liquidating	7,381,020.00	Transfers From Taxes or Liens	129,849.11
Other Recreational Services	833,033.10	Other	5,682,496.08	Sale for Cash (1991)	15,952.00
EDUCATION (excluding schools)		Total	31,915,183.08	Cancelled, Abated or Adjusted (1991)	263,380.75
Libraries	175,250.00	EQUALIZED VALUATION BASIS		Balance December 31, 1991	1,766,178.00
Other Educational Services	2,102,110.00	FOR NET DEBT COMPUTATION	2,282,905,035.32	CURRENT FINANCES DECEMBER 31, 1991	
STATUTORY EXPENDITURES		REAL PROPERTY VALUATIONS		ASSETS	
Pensions & F. I. C. A.	1,727,040.36	Code Class # of Parcels % VAL'N		Cash Dec. 31, 1991	23,552,916.36
Employee Fringe Benefits	2,252,121.51	1 Vacant Land		Taxes Receivable	4,293,549.61
Other Statutory Expenditures	49,088.95	2 Residential		Tax Title Liens	1,550,077.50
CETA And Other Public Employment Programs		3 Farm		Foreclosed Property	1,766,178.00
MUNICIPAL FUNCTIONS		4a Commercial (SEE PAGE 39)		Emergencies & Other Deferred Charges	537,203.97
CAPITAL IMPROVEMENTS		4b Industrial		State and Federal Aid Receivable	268,809.91
DEBT SERVICE		4c Apartments		Other Receivables	993,081.03
Principal Payments	792,099.00	Total		Total	32,961,816.38
Interest Payments	484,416.85	Land Area 346.56 Sq. Miles		LIABILITIES, RESERVES, AND SURPLUS	
TYPE I SCHL DEBT *MEMO		Net Valuation Taxable-Municipal	1,498,746,192.00	Cash Liabilities	12,184,180.41
DEFERRED CHARGES		Net Valuation Taxable-County	2,527,560,240.00	Reserves for Receivables	8,602,886.14
SCHOOL COUNTY, SPECIAL DISTRICT TAXES	45,149,976.40	State Equalized Valuation	2,533,012,766.00	Surplus Dec. 31, 1991	12,174,749.83
RESERVE FOR UNCOLLECTED TAXES	6,141,404.73	State Equalization Ratio		Total	32,961,816.38
EXPENDITURES TOTAL	83,488,355.64				

1899

Population 1980 203,129
 Population 1990 240,279
 S & P Rating
 Moody Rating

General Tax Rate Per \$100.

State Equalized Tax Rate

SUMMARY SOMERSET COUNTY MUNICIPALITIES

PER CAPITA:

Gross Debt 1,062.33
 Net Debt 721.57
 Debt Service 69.21
 Total Tax Levy 1,635.53
 Municipal Expenditures 647.89

PER CENT:

Gross Debt 1.13
 Net Debt .77
 Tax Levy Collected 95.80
 Tax Levy Cancelled, Abated or Adjusted .43

EXPENDITURES		REVENUES-REALIZED		1991 PROPERTY TAX	
GENERAL GOVERNMENT				STATE EQUALIZED TAX RATE →	
Governing Body & Public Boards	593,958.00	1991 Property Taxes Collected	350,648,990.52	Local District School Taxes	167,734,490.65
Municipal Clerk	422,659.47	1991 Payments in Lieu of Taxes	132,614.91	Regional & Consolidated School Tax	50,189,952.02
Financial Administration	2,214,969.80	Delinquent Tax & Lien Collections	14,216,166.76	School Taxes in Municipal Budget	
Assessment of Taxes	2,333,797.50	Business Personalty Replacement Taxes	4,996,775.52	County Taxes	* 98,992,000.00
Collection of Taxes	1,186,414.32	Taxes from Public Utilities	21,393,425.00	County Library Taxes	3,504,364.00
Planning, Housing & Development	3,353,251.02	Other Miscellaneous Tax Revenues	10,492,688.07	Local Municipal Purpose Taxes	66,700,095.94
Human Resources	1,593,717.16	State Aid Revenues		Veteran & Senior Citizen Taxes	1,566,650.00
Elections	64,247.14	Federal Aid Revenues		Total Taxes for Rate Computation	388,687,558.61
General Administration (other)	18,573,016.56	State and Local Fiscal Assistance Act Utilized		Special District Taxes	2,985,629.87
JUDICIARY		Sale of Acquired Property		Bank Corp. Taxes	
Municipal Courts	2,306,185.40	Other Miscellaneous Revenues	26,905,027.30	Added and Omitted Taxes	2,877,415.77
PUBLIC SAFETY		Total	428,785,688.08	Total Taxes Levied - ABSTRACT	392,983,954.25
Fire Protection	4,951,506.38	Prior Years Surplus Appropriated	22,106,487.98	Total Taxes Billed	366,028,587.40
Police Protection	27,637,995.90	REVENUES TOTAL	450,892,176.06	1991 TAXES COLLECTED	350,648,990.52
Civil Defense & Disaster Control	100,044.69	Reserve For Uncollected Taxes	19,931,217.97	1991 Taxes Cancelled, Abated or Adjusted	1,585,647.64
Environmental Inspection & Control	2,684,075.67	CAPITAL OUTLAY TOTAL	29,289,812.91	Transfer to Tax Title Liens or Foreclosed	891,651.50
Other Public Safety				Balance Outstanding Dec. 31, 1991	12,898,292.74
PUBLIC WORKS				PRIOR YEARS TAXES OUTSTANDING	
Streets and Drainage	13,157,965.91	Public Enterprises	964,806.16	Balance January 1, 1991	14,682,725.77
Sewers and Sewage Processing	4,034,579.45	Recreation—Culture	524,261.21	Collected in 1991	11,601,504.39
Garbage and Trash Disposal	4,084,769.95	Public Works	10,166,175.25	Cancelled, Abated or Adjusted 1991	654,991.12
Public Buildings and Grounds	2,683,675.91	Buildings and Grounds	16,561,846.93	Transfers to Tax Title Liens or Foreclosed	519,395.06
Other Public Works	881,849.11	Library and Education	86,654.59	Balance December 31, 1991	1,906,835.20
HEALTH and WELFARE		Conservation		TAX TITLE LIENS OUTSTANDING	
Health Services Except Environmental	2,107,341.37	All Other		Balance January 1, 1991	2,748,532.50
Welfare—Public Assistance	493,132.48	CAPITAL DEBT AUTHORIZED, DECEMBER 31, 1991		Transfer From Taxes	1,465,522.21
Hospital, Clinics, First Aid	95,279.00	ISSUED AND UNISSUED		Redeemed in 1991	1,690,052.03
Animal, Insect, & Rodent Control	268,892.55	SCHOOL	58,245,793	Cancelled, Abated or Adjusted (1991)	16,659.22
Other Welfare Services	89,813.00	Self-Liquidating	25,531,374	Transfers to Foreclosed Property	16,315.88
RECREATION and CONSERVATION		Other	171,479,015	Balance December 31, 1991	2,491,027.58
Beaches and Boardwalks	678,401.15	Total	255,256,182	PROPERTY ACQUIRED BY DEED OR FORECLOSURE	
Parks, Playgrounds, Shade Trees	357,255.55	ISSUED AND OUTSTANDING		Balance January 1, 1991	2,439,816.12
Land Reclamation & Conservation	2,710,232.49	School	44,845,794.57	Transfers From Taxes or Liens	16,315.88
Other Recreational Services		Self-Liquidating	21,149,487.28	Sale for Cash (1991)	
EDUCATION (excluding schools)		Other	136,272,359.05	Cancelled, Abated or Adjusted (1991)	
Libraries	3,350,890.61	Total	202,267,640.90	Balance December 31, 1991	2,456,132.00
Other Educational Services	89,015.81	EQUALIZED VALUATION BASIS		CURRENT FINANCES DECEMBER 31, 1991	
STATUTORY EXPENDITURES		FOR NET DEBT COMPUTATION	22,494,411,306.00	ASSETS	
Pensions & F. I. C. A.	8,800,145.45	REAL PROPERTY VALUATIONS		Cash Dec. 31, 1991	59,809,528.63
Employee Fringe Benefits	5,448,931.83	Code Class # of Parcels % VAL'N	ASSESSED VALUATION	Taxes Receivable	14,805,127.94
Other Statutory Expenditures	13,742.16	1 Vacant Land		Tax Title Liens	2,491,027.58
CETA And Other Public Employment Programs		2 Residential		Foreclosed Property	2,456,132.00
MUNICIPAL FUNCTIONS TOTAL	117,371,752.79	3 Farm		Emergencies & Other Deferred Charges	1,220,885.81
CAPITAL IMPROVEMENTS *MEMO*	1,966,275.33	4a Commercial (SEE PAGE 41)		State and Federal Aid Receivable	582,000.85
DEBT SERVICE		4b Industrial		Other Receivables	3,158,014.04
Principal Payments	9,320,732.57	4c Apartments		Total	84,522,716.85
Interest Payments	7,309,213.35	Total		LIABILITIES, RESERVES, AND SURPLUS	
DEFERRED CHARGES	1,741,242.66	Land Area 305.55 Sq. Miles		Cash Liabilities	24,359,039.44
SCHOOL, COUNTY, SPECIAL DISTRICT TAXES	323,406,442.54	Net Valuation Taxable-Municipal	16,391,975,937.00	Reserves for Receivables	23,051,346.12
RESERVE FOR UNCOLLECTED TAXES	19,931,217.97	Net Valuation Taxable-County	23,285,376,636.00	Surplus Dec. 31, 1991	37,112,331.29
EXPENDITURES TOTAL	479,080,602.38	State Equalized Valuation	22,527,213,348.00	Total	84,522,716.85
		State Equalization Ratio			

1999

Population 1980 116,119
 Population 1990 130,943
 S & P Rating
 Moody Rating

General Tax Rate Per \$100.

State Equalized Tax Rate

SUMMARY SUSSEX COUNTY MUNICIPALITIES

PER CAPITA:

Gross Debt 906.98
 Net Debt 323.83
 Debt Service 33.32
 Total Tax Levy 1,311.78
 Municipal Expenditures 546.00

PER CENT:

Gross Debt 1.42
 Net Debt .51
 Tax Levy Collected 92.81
 Tax Levy Cancelled, Abated or Adjusted .46

EXPENDITURES		REVENUES-REALIZED		1991 PROPERTY TAX	
GENERAL GOVERNMENT				STATE EQUALIZED TAX RATE	
Governing Body & Public Boards	31,655.00	1991 Property Taxes Collected	159,740,590.02	Local District School Taxes	74,681,550.84
Municipal Clerk	105,655.00	1991 Payments in Lieu of Taxes	173,844.54	Regional & Consolidated School Tax	31,130,163.67
Financial Administration	1,082,545.34	Delinquent Tax & Lien Collections	9,471,782.19	School Taxes in Municipal Budget	
Assessment of Taxes	1,366,368.31	Business Personalty Replacement Taxes	1,302,404.04	County Taxes	* 30,747,718.71
Collection of Taxes	1,223,546.91	Taxes from Public Utilities	7,000,549.21	County Library Taxes	1,948,705.95
Planning, Housing & Development	1,561,378.43	Other Miscellaneous Tax Revenues	537,323.58	Local Municipal Purpose Taxes	32,091,214.61
Human Resources	778,165.57	State Aid Revenues	6,674,739.20	Veteran & Senior Citizen Taxes	895,450.00
Elections	53,524.91	Federal Aid Revenues	3,864.77	Total Taxes for Rate Computation	171,494,803.78
General Administration (other)	7,087,627.63	State and Local Fiscal Assistance Act Utilized		Special District Taxes	49,500.00
JUDICIARY		Sale of Acquired Property		Bank Corp. Taxes	
Municipal Courts	1,008,635.18	Other Miscellaneous Revenues	8,913,199.02	Added and Omitted Taxes	1,119,833.84
PUBLIC SAFETY		Total	193,873,336.57	Total Taxes Levied - ABSTRACT	171,768,687.62
Fire Protection	1,313,389.87	Prior Years Surplus Appropriated	8,846,108.00	Total Taxes Billed	172,110,809.00
Police Protection	9,710,713.25	REVENUES TOTAL	202,719,444.57	1991 TAXES COLLECTED	159,740,590.02
Civil Defense & Disaster Control	52,103.00	Reserve For Uncollected Taxes	13,772,965.63	1991 Taxes Cancelled, Abated or Adjusted	797,824.46
Environmental Inspection & Control	1,169,713.84	CAPITAL OUTLAY TOTAL	12,638,931.57	Transfer to Tax Title Liens or Foreclosed	795,604.90
Other Public Safety				Balance Outstanding Dec. 31, 1991	10,776,880.62
PUBLIC WORKS				PRIOR YEARS TAXES OUTSTANDING	
Streets and Drainage	9,708,720.66	Public Enterprises	2,005,668.76	Balance January 1, 1991	10,442,382.34
Sewers and Sewage Processing	447,972.00	Recreation—Culture	738,474.67	Collected in 1991	9,104,758.90
Garbage and Trash Disposal	2,744,349.00	Public Works	4,502,291.23	Cancelled, Abated or Adjusted 1991	199,919.73
Public Buildings and Grounds	1,362,195.81	Buildings and Grounds	5,267,717.20	Transfers to Tax Title Liens or Foreclosed	354,095.28
Other Public Works	1,516,488.39	Library and Education		Balance December 31, 1991	783,608.43
HEALTH and WELFARE		Conservation		TAX TITLE LIENS OUTSTANDING	
Health Services Except Environmental	899,637.00	All Other		Balance January 1, 1991	2,124,054.47
Welfare—Public Assistance	495,202.75	CAPITAL DEBT AUTHORIZED, DECEMBER 31, 1991		Transfer From Taxes	1,208,824.01
Hospital, Clinics, First Aid	9,700.00	ISSUED AND UNISSUED		Redeemed in 1991	367,261.11
Animal, Insect, & Rodent Control	360,212.50	GROSS DEBT		Cancelled, Abated or Adjusted (1991)	40,348.35
Other Welfare Services		School	45,270,413	Transfers to Foreclosed Property	68,620.17
RECREATION and CONSERVATION		Self-Liquidating	35,782,286	Balance December 31, 1991	2,856,648.85
Beaches and Boardwalks		Other	37,710,150	PROPERTY ACQUIRED BY DEED OR FORECLOSURE	
Parks, Playgrounds, Shade Trees	176,339.66	Total	118,762,849	Balance January 1, 1991	6,009,503.03
Land Reclamation & Conservation	151,249.76	ISSUED AND OUTSTANDING		Transfers From Taxes or Liens	68,620.17
Other Recreational Services	781,790.74	School	45,270,421.70	Sale for Cash (1991)	30,926.00
EDUCATION (excluding schools)		Self-Liquidating	33,271,290.05	Cancelled, Abated or Adjusted (1991)	229,874.00
Libraries	435,426.00	Other	31,593,943.24	Balance December 31, 1991	5,817,323.20
Other Educational Services	89,300.00	Total	110,135,654.99	CURRENT FINANCES DECEMBER 31, 1991	
STATUTORY EXPENDITURES		EQUALIZED VALUATION BASIS		ASSETS	
Pensions & F. L. C. A.	3,331,192.12	FOR NET DEBT COMPUTATION	8,337,622,281.33	Cash Dec. 31, 1991	27,684,671.92
Employee Fringe Benefits	3,178,170.47	REAL PROPERTY VALUATIONS		Taxes Receivable	11,560,689.05
Other Statutory Expenditures	57,872.00	Code Class # of Parcels % VAL'N		Tax Title Liens	2,856,648.85
CETA And Other Public Employment Programs		1 Vacant Land		Foreclosed Property	5,817,323.20
MUNICIPAL FUNCTIONS TOTAL	52,295,891.15	2 Residential		Emergencies & Other Deferred Charges	1,231,731.19
CAPITAL IMPROVEMENTS *MEMO*	1,197,855.00	3 Farm		State and Federal Aid Receivable	349,786.57
DEBT SERVICE		4a Commercial (SEE PAGE 43)		Other Receivables	825,600.73
Principal Payments	2,916,824.40	4b Industrial		Total	50,326,251.50
Interest Payments	1,446,443.95	4c Apartments		LIABILITIES, RESERVES, AND SURPLUS	
DEFERRED CHARGES	1,063,034.02	Total		Cash Liabilities	13,523,201.57
SCHOOL, COUNTY, SPECIAL DISTRICT TAXES	138,557,639.17	Land Area 524.71 Sq. Miles		Reserves for Receivables	20,939,665.77
RESERVE FOR UNCOLLECTED TAXES	13,772,965.63	Net Valuation Taxable-Municipal	6,205,319,551.00	Surplus Dec. 31, 1991	15,863,384.16
EXPENDITURES TOTAL	210,052,798.32	Net Valuation Taxable-County	8,737,765,859.00	Total	50,326,251.50
		State Equalized Valuation	8,390,472,395.00		
		State Equalization Ratio			

2099

Population 1980 504,094
 Population 1990 493,819
 S & P Rating
 Moody Rating

General Tax Rate Per \$100.

State Equalized Tax Rate

SUMMARY UNION COUNTY MUNICIPALITIES

PER CAPITA:

Gross Debt 760.11
 Net Debt 552.52
 Debt Service 69.86
 Total Tax Levy 1,352.79
 Municipal Expenditures 846.32

PER CENT:

Gross Debt 1.15
 Net Debt .84
 Tax Levy Collected 96.69
 Tax Levy Cancelled, Abated or Adjusted .30

EXPENDITURES		REVENUES-REALIZED		1991 PROPERTY TAX	
GENERAL GOVERNMENT				STATE EQUALIZED TAX RATE →	
Governing Body & Public Boards	1,159,933.26	1991 Property Taxes Collected	554,392,712.64	Local District School Taxes	289,897,333.46
Municipal Clerk	1,255,710.90	1991 Payments in Lieu of Taxes	3,587,223.79	Regional & Consolidated School Tax	57,802,933.04
Financial Administration	4,375,374.62	Delinquent Tax & Lien Collections	17,192,531.23	School Taxes in Municipal Budget	2,344,003.00
Assessment of Taxes	3,686,392.18	Business Personalty Replacement Taxes	14,244,444.12	County Taxes	131,851,015.00
Collection of Taxes	1,783,897.70	Taxes from Public Utilities	56,127,671.72	County Library Taxes	
Planning, Housing & Development	1,682,746.00	Other Miscellaneous Tax Revenues	1,242,900.00	Local Municipal Purpose Taxes	184,839,369.78
Human Resources	9,623,089.18	State Aid Revenues	52,142,836.16	Veteran & Senior Citizen Taxes	4,293,550.00
Elections	105,363.00	Federal Aid Revenues	80,910.00	Total Taxes for Rate Computation	671,028,204.28
General Administration (other)	28,992,557.84	State and Local Fiscal Assistance Act Utilized		Special District Taxes	188,499.84
JUDICIARY		Sale of Acquired Property		Bank Corp. Taxes	
Municipal Courts	4,409,057.32	Other Miscellaneous Revenues	45,609,330.66	Added and Omitted Taxes	1,110,166.71
PUBLIC SAFETY		Total	744,618,560.12	Total Taxes Levied - ABSTRACT	668,033,320.83
Fire Protection	46,563,185.61	Prior Years Surplus Appropriated	47,052,696.91	Total Taxes Billed	573,362,989.52
Police Protection	78,350,735.23	REVENUES TOTAL	791,671,257.03	1991 TAXES COLLECTED	554,392,712.44
Civil Defense & Disaster Control	216,567.66	Reserve For Uncollected Taxes	30,632,483.02	1991 Taxes Cancelled, Abated or Adjusted	1,700,826.28
Environmental Inspection & Control	5,000,959.21	CAPITAL OUTLAY TOTAL	41,187,901.79	Transfer to Tax Title Liens or Foreclosed	1,623,760.45
Other Public Safety	39,125.00			Balance Outstanding Dec. 31, 1991	15,645,079.00
PUBLIC WORKS		Public Enterprises	1,207,936.53	PRIOR YEARS TAXES OUTSTANDING	
Streets and Drainage	19,940,695.50	Recreation—Culture	459,329.39	Balance January 1, 1991	19,555,343.60
Sewers and Sewage Processing	17,848,257.00	Public Works	3,939,324.18	Collected in 1991	12,451,790.96
Garbage and Trash Disposal	26,281,445.00	Buildings and Grounds	34,714,212.87	Cancelled, Abated or Adjusted 1991	718,854.94
Public Buildings and Grounds	6,657,842.03	Library and Education	347,955.18	Transfers to Tax Title Liens or Foreclosed	441,795.50
Other Public Works	7,421,874.40	Conservation	531,353.35	Balance December 31, 1991	5,942,902.20
HEALTH and WELFARE		All Other		TAX TITLE LIENS OUTSTANDING	
Health Services Except Environmental	8,134,579.63	CAPITAL DEBT AUTHORIZED, DECEMBER 31, 1991		Balance January 1, 1991	6,283,557.41
Welfare-Public Assistance	2,335,583.51	ISSUED AND UNISSUED	GROSS DEBT	Transfer From Taxes	2,145,429.81
Hospital, Clinics, First Aid	12,500.00	School	68,583,597	Redeemed in 1991	1,024,289.64
Animal, Insect, & Rodent Control	264,314.24	Self-Liquidating	34,612,475	Cancelled, Abated or Adjusted (1991)	4,709.68
Other Welfare Services		Other	272,159,800	Transfers to Foreclosed Property	
RECREATION and CONSERVATION		Total	375,355,972	Balance December 31, 1991	7,399,987.90
Beaches and Boardwalks		ISSUED AND OUTSTANDING		PROPERTY ACQUIRED BY DEED OR FORECLOSURE	
Parks, Playgrounds, Shade Trees	2,593,450.00	School	51,043,000.00	Balance January 1, 1991	11,362,090.50
Land Reclamation & Conservation	360,006.27	Self-Liquidating	31,553,284.00	Transfers From Taxes or Liens	
Other Recreational Services	6,136,021.68	Other	175,607,580.57	Sale for Cash (1991)	
EDUCATION (excluding schools)		Total	258,203,864.57	Cancelled, Abated or Adjusted (1991)	
Libraries	12,751,033.25	EQUALIZED VALUATION BASIS		Balance December 31, 1991	11,362,090.50
Other Educational Services	181,275.00	FOR NET DEBT COMPUTATION	32,633,125,237.33	CURRENT FINANCES DECEMBER 31, 1991	
STATUTORY EXPENDITURES		REAL PROPERTY VALUATIONS		ASSETS	
Pensions & F. L. C. A.	23,106,264.67	Code Class # of Parcels % VAL'N	ASSESSED VALUATION	Cash Dec. 31, 1991	147,286,641.54
Employee Fringe Benefits	29,597,115.71	1 Vacant Land		Taxes Receivable	21,587,981.20
Other Statutory Expenditures	25,002.00	2 Residential		Tax Title Liens	7,399,987.90
CETA And Other Public Employment Programs		3 Farm		Foreclosed Property	11,362,090.50
MUNICIPAL FUNCTIONS TOTAL	350,892,954.60	4a Commercial (SEE PAGE 45)		Emergencies & Other Deferred Charges	1,222,583.28
CAPITAL IMPROVEMENTS *MEMO*	2,593,630.00	4b Industrial		State and Federal Aid Receivable	27,508,489.57
DEBT SERVICE		4c Apartments		Other Receivables	5,206,917.52
Principal Payments	20,947,192.60	Total		Total	221,574,691.51
Interest Payments	13,552,114.39	Land Area 102.93 Sq. Miles		LIABILITIES, RESERVES, AND SURPLUS	
TYPE I SCHL DEBT *MEMO	5,870,074.50	Net Valuation Taxable-Municipal	18,671,684,608.00	Cash Liabilities	116,753,625.49
DEFERRED CHARGES	1,855,003.86	Net Valuation Taxable-County	33,584,351,640.00	Reserves for Receivables	46,510,947.38
SCHOOL, COUNTY, SPECIAL DISTRICT TAXES	482,083,784.34	State Equalized Valuation	32,806,169,640.00	Surplus Dec. 31, 1991	58,310,118.64
RESERVE FOR UNCOLLECTED TAXES	30,682,483.02	State Equalization Ratio		Total	221,574,691.51
EXPENDITURES TOTAL	900,013,533.31				

2199

Population 1980 84,429
 Population 1990 91,607
 S & P Rating
 Moody Rating

General Tax Rate Per \$100.

State Equalized Tax Rate

SUMMARY WARREN COUNTY MUNICIPALITIES

PER CAPITA:

Gross Debt 779.66
 Net Debt 256.25
 Debt Service 22.88
 Total Tax Levy 1,110.01
 Municipal Expenditures 525.44

PER CENT:

Gross Debt 1.34
 Net Debt .44
 Tax Levy Collected 92.09
 Tax Levy Cancelled, Abated or Adjusted .61

EXPENDITURES		REVENUES-REALIZED		1991 PROPERTY TAX	
GENERAL GOVERNMENT				STATE EQUALIZED TAX RATE	
Governing Body & Public Boards	51,146.67	1991 Property Taxes Collected		Local District School Taxes	
Municipal Clerk	92,108.51	1991 Payments in Lieu of Taxes		Regional & Consolidated School Tax	
Financial Administration	763,662.33	Delinquent Tax & Lien Collections		School Taxes in Municipal Budget	
Assessment of Taxes	639,320.84	Business Personalty Replacement Taxes		County Taxes	
Collection of Taxes	569,906.16	Taxes from Public Utilities		County Library Taxes	
Planning, Housing & Development	1,472,343.31	Other Miscellaneous Tax Revenues		Local Municipal Purpose Taxes	
Human Resources	889,894.87	State Aid Revenues		Veteran & Senior Citizen Taxes	
Elections	30,432.68	Federal Aid Revenues		Total Taxes for Rate Computation	
General Administration (other)	5,197,271.88	State and Local Fiscal Assistance Act Utilized		Special District Taxes	
JUDICIARY		Sale of Acquired Property		Bank Corp. Taxes	
Municipal Courts	951,731.31	Other Miscellaneous Revenues		Added and Omitted Taxes	
PUBLIC SAFETY		Total		Total Taxes Levied - ABSTRACT	
Fire Protection	1,063,023.57	Prior Years Surplus Appropriated		Total Taxes Billed	
Police Protection	6,448,741.55	REVENUES TOTAL		1991 TAXES COLLECTED	
Civil Defense & Disaster Control	90,173.91	Reserve For Uncollected Taxes		1991 Taxes Cancelled, Abated or Adjusted	
Environmental Inspection & Control	683,781.70	CAPITAL OUTLAY TOTAL		Transfer to Tax Title Liens or Foreclosed	
Other Public Safety				Balance Outstanding Dec. 31, 1991	
PUBLIC WORKS				PRIOR YEARS TAXES OUTSTANDING	
Streets and Drainage	4,860,447.98	Public Enterprises		Balance January 1, 1991	
Sewers and Sewage Processing	1,037,316.40	Recreation-Culture		Collected in 1991	
Garbage and Trash Disposal	1,021,860.22	Public Works		Cancelled, Abated or Adjusted 1991	
Public Buildings and Grounds	840,676.41	Buildings and Grounds		Transfers to Tax Title Liens or Foreclosed	
Other Public Works	1,020,384.72	Library and Education		Balance December 31, 1991	
HEALTH and WELFARE		Conservation		TAX TITLE LIENS OUTSTANDING	
Health Services Except Environmental	47,703.90	All Other		Balance January 1, 1991	
Welfare-Public Assistance	127,020.99	CAPITAL DEBT AUTHORIZED, DECEMBER 31, 1991		Transfer From Taxes	
Hospital, Clinics, First Aid	2,200.00	ISSUED AND UNISSUED GROSS DEBT NET DEBT		Redeemed in 1991	
Animal, Insect, & Rodent Control	113,145.11	School 18,481,212		Cancelled, Abated or Adjusted (1991)	
Other Welfare Services		Self-Liquidating 31,787,254		Transfers to Foreclosed Property	
RECREATION and CONSERVATION		Other 21,154,156		Balance December 31, 1991	
Beaches and Boardwalks		Total 71,422,622		PROPERTY ACQUIRED BY DEED OR	
Parks, Playgrounds, Shade Trees	296,131.03	ISSUED AND OUTSTANDING		FORECLOSURE	
Land Reclamation & Conservation	194,681.50	School 18,481,214.00		Balance January 1, 1991	
Other Recreational Services	509,379.86	Self-Liquidating 27,368,643.47		Transfers From Taxes or Liens	
EDUCATION (excluding schools)		Other 14,950,682.49		Sale for Cash (1991)	
Libraries	742,370.67	Total 60,800,539.96		Cancelled, Abated or Adjusted (1991)	
Other Educational Services	1,645,691.00	EQUALIZED VALUATION BASIS		Balance December 31, 1991	
STATUTORY EXPENDITURES		FOR NET DEBT COMPUTATION		CURRENT FINANCES DECEMBER 31, 1991	
Pensions & F.L.C.A.	2,119,734.63	REAL PROPERTY VALUATIONS		ASSETS	
Employee Fringe Benefits	1,725,086.63	Code Class # of Parcels % VAL'N ASSESSED VALUATION		Cash Dec. 31, 1991	
Other Statutory Expenditures	39,116.14	1 Vacant Land		Taxes Receivable	
CETA And Other Public Employment Programs		2 Residential		Tax Title Liens	
MUNICIPAL FUNCTIONS TOTAL	35,294,741.48	3 Farm		Foreclosed Property	
CAPITAL IMPROVEMENTS *MEMO*	896,942.68	4a Commercial (SEE PAGE 47)		Emergencies & Other Deferred Charges	
DEBT SERVICE		4b Industrial		State and Federal Aid Receivable	
Principal Payments	1,266,620.70	4c Apartments		Other Receivables	
Interest Payments	829,038.88	Total		Total	
DEFERRED CHARGES	825,429.46	Land Area 361.55 Sq. Miles		LIABILITIES, RESERVES, AND SURPLUS	
SCHOOL, COUNTY, SPECIAL DISTRICT TAXES	91,989,606.75	Net Valuation Taxable-Municipal		Cash Liabilities	
RESERVE FOR UNCOLLECTED TAXES	9,917,378.54	Net Valuation Taxable-County		Reserves for Receivables	
EXPENDITURES TOTAL	140,123,315.81	State Equalized Valuation		Surplus Dec. 31, 1991	
		State Equalization Ratio		Total	

1330

Population 1980 17,235

Population 1990 17,038

S & P Rating

Moody Rating A

General Tax Rate Per \$100.

2.51

State Equalized Tax Rate

2.41

ABERDEEN TOWNSHIP - MONMOUTH CO.

Form of Government

Council-Manager Plan E (OMCL 50)

Number of Members - 7

PER CAPITA:

Gross Debt 373.57

Net Debt 373.42

Debt Service 40.58

Total Tax Levy 1,387.69

Municipal Expenditures 439.29

PER CENT:

Gross Debt .69

Net Debt .69

Tax Levy Collected 94.07

Tax Levy Cancelled, Abated

or Adjusted .02

EXPENDITURES		REVENUES-REALIZED		1991 PROPERTY TAX	
GENERAL GOVERNMENT				STATE EQUALIZED TAX RATE →	
Governing Body & Public Boards	43,872.25	1991 Property Taxes Collected		Local District School Taxes	
Municipal Clerk		1991 Payments in Lieu of Taxes		Regional & Consolidated School Tax	1.58
Financial Administration	98,953.49	Delinquent Tax & Lien Collections		School Taxes in Municipal Budget	
Assessment of Taxes	65,848.92	Business Personalty Replacement Taxes		County Taxes	.42 *
Collection of Taxes	89,580.21	Taxes from Public Utilities		County Library Taxes	
Planning, Housing & Development	61,564.26	Other Miscellaneous Tax Revenues		Local Municipal Purpose Taxes	.41
Human Resources	157,605.00	State Aid Revenues		Veteran & Senior Citizen Taxes	
Elections	4,330.20	Federal Aid Revenues		Total Taxes for Rate Computation	2.41
General Administration (other)	787,189.71	State and Local Fiscal Assistance Act Utilized		Special District Taxes	
JUDICIARY		Sale of Acquired Property		Bank Corp. Taxes	
Municipal Courts	91,816.05	Other Miscellaneous Revenues		Added and Omitted Taxes	
PUBLIC SAFETY		Total		Total Taxes Levied - ABSTRACT	14,343.20
Fire Protection		Prior Years Surplus Appropriated		Total Taxes Billed	23,643,460.25
Police Protection	1,571,994.92	REVENUES TOTAL		1991 TAXES COLLECTED	23,697,356.21
Civil Defense & Disaster Control	616.80	Reserve For Uncollected Taxes		1991 Taxes Cancelled, Abated or Adjusted	22,291,780.79
Environmental Inspection & Control	125,468.22	CAPITAL OUTLAY TOTAL		Transfer to Tax Title Liens or Foreclosed	4,765.58
Other Public Safety				Balance Outstanding Dec. 31, 1991	215,181.19
PUBLIC WORKS					1,185,628.55
Streets and Drainage	825,079.90	Public Enterprises		PRIOR YEARS TAXES OUTSTANDING	
Sewers and Sewage Processing		Recreation—Culture		Balance January 1, 1991	595,795.12
Garbage and Trash Disposal		Public Works		Collected in 1991	415,491.80
Public Buildings and Grounds	103,759.54	Buildings and Grounds		Cancelled, Abated or Adjusted 1991	32,803.87
Other Public Works	23,383.85	Library and Education		Transfers to Tax Title Liens or Foreclosed	127,862.68
HEALTH and WELFARE		Conservation		Balance December 31, 1991	19,636.77
Health Services Except Environmental	76,745.46	All Other		TAX TITLE LIENS OUTSTANDING	
Welfare—Public Assistance	9,000.00	CAPITAL DEBT AUTHORIZED, DECEMBER 31, 1991		Balance January 1, 1991	390,762.76
Hospital, Clinics, First Aid		ISSUED AND UNISSUED		Transfer From Taxes	366,473.76
Animal, Insect, & Rodent Control	7,331.00	GROSS DEBT		Redeemed in 1991	134,365.61
Other Welfare Services	37,797.35	NET DEBT		Cancelled, Abated or Adjusted (1991)	11,738.41
RECREATION and CONSERVATION		SCHOOL		Transfers to Foreclosed Property	
Beaches and Boardwalks		Self-Liquidating		Balance December 31, 1991	611,132.50
Parks, Playgrounds, Shade Trees	214,827.82	Other		PROPERTY ACQUIRED BY DEED OR	
Land Reclamation & Conservation	5,015.00	Total		FORECLOSURE	
Other Recreational Services	3,899.00	ISSUED AND OUTSTANDING		Balance January 1, 1991	824,200.00
EDUCATION (excluding schools)		SCHOOL		Transfers From Taxes or Liens	
Libraries	251,422.00	Self-Liquidating		Sale for Cash (1991)	28,300.00
Other Educational Services	9,703.00	Other		Cancelled, Abated or Adjusted (1991)	38,500.00
STATUTORY EXPENDITURES		Total		Balance December 31, 1991	757,400.00
Pensions & F. I. C. A.	410,668.41	EQUALIZED VALUATION BASIS		CURRENT FINANCES DECEMBER 31, 1991	
Employee Fringe Benefits	410,705.28	FOR NET DEBT COMPUTATION		ASSETS	
Other Statutory Expenditures		REAL PROPERTY VALUATIONS		Cash Dec. 31, 1991	1,501,040.46
CETA And Other Public Employment Programs		Code Class # of Parcels % VAL'N		Taxes Receivable	1,205,265.32
MUNICIPAL FUNCTIONS TOTAL	5,493,227.64	ASSESSED VALUATION		Tax Title Liens	611,132.50
CAPITAL IMPROVEMENTS *MEMO*		1 Vacant Land 672 2.23		Foreclosed Property	757,400.00
DEBT SERVICE		2 Residential 5664 80.94		Emergencies & Other Deferred Charges	222,562.97
Principal Payments	463,350.00	3 Farm 17 .11		State and Federal Aid Receivable	
Interest Payments	223,035.54	4a Commercial 173 11.29		Other Receivables	22,703.70
DEFERRED CHARGES	67,541.00	4b Industrial 6 3.22		Total	4,320,104.95
SCHOOL, COUNTY, SPECIAL DISTRICT TAXES	19,947,202.05	4c Apartments 10 2.20		LIABILITIES, RESERVES, AND SURPLUS	
RESERVE FOR UNCOLLECTED TAXES	1,232,375.00	Total 6542		Cash Liabilities	1,077,810.59
EXPENDITURES TOTAL	27,431,731.23	Land Area 5.45 Sq. Miles		Reserves for Receivables	2,596,501.52
		Net Valuation Taxable-Municipal		Surplus Dec. 31, 1991	645,792.84
		Net Valuation Taxable-County		Total	4,320,104.95
		State Equalized Valuation			
		State Equalization Ratio			

*Includes County Health Service Taxes, County Vocational School Taxes, or County Open Space Tax. See Table 13.

0101
Population 1980 6,859
Population 1990 7,298
S & P Rating
Moody Rating BAA1

General Tax Rate Per \$100. 3.37
State Equalized Tax Rate 2.35

ABSECON CITY - ATLANTIC COUNTY
Form of Government
City Charter Act, (P.L. 1899, c. 52)
Number of Members - 7

PER CAPITA:
Gross Debt 658.91
Net Debt 552.58
Debt Service 57.61
Total Tax Levy 1,237.93
Municipal Expenditures 774.46
PER CENT:
Gross Debt 1.34
Net Debt 1.12
Tax Levy Collected 94.29
Tax Levy Cancelled, Abated or Adjusted .07

EXPENDITURES		REVENUES-REALIZED		1991 PROPERTY TAX	
GENERAL GOVERNMENT		1991 Property Taxes Collected		STATE EQUALIZED TAX RATE	
Governing Body & Public Boards			9,518,171.19	Local District School Taxes	1.13
Municipal Clerk		1991 Payments in Lieu of Taxes	7,005.00	Regional & Consolidated School Tax	
Financial Administration	22,787.00	Delinquent Tax & Lien Collections	661,071.42	School Taxes in Municipal Budget	.01
Assessment of Taxes	49,127.00	Business Personality Replacement Taxes	31,078.96	County Taxes	.46
Collection of Taxes	50,418.42	Taxes from Public Utilities	513,654.00	County Library Taxes	.03
Planning, Housing & Development	36,638.10	Other Miscellaneous Tax Revenues		Local Municipal Purpose Taxes	.72
Human Resources	43,986.80	State Aid Revenues	612,038.82	Veteran & Senior Citizen Taxes	
Elections	3,560.00	Federal Aid Revenues		Total Taxes for Rate Computation	2.35
General Administration (other)	597,544.30	State and Local Fiscal Assistance Act Utilized		Special District Taxes	
JUDICIARY		Sale of Acquired Property		Bank Corp. Taxes	
Municipal Courts	66,692.00	Other Miscellaneous Revenues	565,961.19	Added and Omitted Taxes	
PUBLIC SAFETY		Total	10,908,980.58	Total Taxes Levied - ABSTRACT	
Fire Protection	149,286.80	Prior Years Surplus Appropriated	1,008,570.25	Total Taxes Billed	
Police Protection	1,531,944.48	REVENUES TOTAL	11,917,550.83	1991 TAXES COLLECTED	8,518,171.19
Civil Defense & Disaster Control	17,000.00	Reserve For Uncollected Taxes	607,977.66	1991 Taxes Cancelled, Abated or Adjusted	6,235.05
Environmental Inspection & Control	87,098.00	CAPITAL OUTLAY TOTAL	334,890.31	Transfer to Tax Title Liens or Foreclosed	80,336.62
Other Public Safety				Balance Outstanding Dec. 31, 1991	429,708.89
PUBLIC WORKS				PRIOR YEARS TAXES OUTSTANDING	
Streets and Drainage	525,882.00	Public Enterprises	63,566.25	Balance January 1, 1991	523,229.33
Sewers and Sewage Processing	55,800.00	Recreation-Culture	12,531.95	Collected in 1991	409,290.51
Garbage and Trash Disposal	467,070.00	Public Works	246,609.91	Cancelled, Abated or Adjusted 1991	1,010.23
Public Buildings and Grounds	42,319.18	Buildings and Grounds	12,182.20	Transfers to Tax Title Liens or Foreclosed	27,691.72
Other Public Works	51,512.00	Library and Education		Balance December 31, 1991	85,236.87
HEALTH and WELFARE		Conservation		TAX TITLE LIENS OUTSTANDING	
Health Services Except Environmental		All Other		Balance January 1, 1991	361,968.81
Welfare-Public Assistance	1,000.00	CAPITAL DEBT AUTHORIZED, DECEMBER 31, 1991		Transfer From Taxes	111,761.88
Hospital, Clinics, First Aid	40,050.00	ISSUED AND UNISSUED		Redeemed in 1991	251,780.91
Animal, Insect, & Rodent Control	6,000.00	School	98,000	Cancelled, Abated or Adjusted (1991)	
Other Welfare Services		Self-Liquidating	1,050,000	Transfers to Foreclosed Property	
RECREATION and CONSERVATION		Other	3,660,750	Balance December 31, 1991	221,949.78
Beaches and Boardwalks		Total	4,808,750	PROPERTY ACQUIRED BY DEED OR FORECLOSURE	
Parks, Playgrounds, Shade Trees	46,835.00	ISSUED AND OUTSTANDING		Balance January 1, 1991	441,003.25
Land Reclamation & Conservation	17,420.00	School	98,000.00	Transfers From Taxes or Liens	
Other Recreational Services		Self-Liquidating	1,050,000.00	Sale for Cash (1991)	
EDUCATION (excluding schools)		Other	3,561,250.00	Cancelled, Abated or Adjusted (1991)	
Libraries	30,000.00	Total	4,709,250.00	Balance December 31, 1991	441,003.25
Other Educational Services		EQUALIZED VALUATION BASIS		CURRENT FINANCES DECEMBER 31, 1991	
STATUTORY EXPENDITURES		FOR NET DEBT COMPUTATION	359,322,880	ASSETS	
Pensions & F. I. C. A.	404,170.70	REAL PROPERTY VALUATIONS		Cash Dec. 31, 1991	1,450,522.00
Employee Fringe Benefits	271,959.00	Code Class # of Parcels % VAL'N		Taxes Receivable	514,945.76
Other Statutory Expenditures	7,512.23	1 Vacant Land 722 4.49	11,835,900.00	Tox Title Liens	221,949.78
CETA And Other Public Employment Programs		2 Residential 2561 73.98	195,161,600.00	Foreclosed Property	441,003.25
MUNICIPAL FUNCTIONS TOTAL	4,623,613.01	3 Farm 7 .18	484,300.00	Emergencies & Other Deferred Charges	920.33
CAPITAL IMPROVEMENTS *MEMO*	202,150.00	4a Commercial 194 21.35	56,338,900.00	State and Federal Aid Receivable	205,209.34
DEBT SERVICE		4b Industrial		Other Receivables	17,009.42
Principal Payments	173,750.00	4c Apartments		Total	2,851,559.88
Interest Payments	246,887.00	Total	263,920,700.00	LIABILITIES, RESERVES, AND SURPLUS	
TYPE I SCHL DEBT *MEMO	59,546.00	Land Area 5.70 Sq. Miles		Cash Liabilities	416,123.31
DEFERRED CHARGES		Net Valuation Taxable-Municipal	265,226,868	Reserves for Receivables	1,194,908.21
SCHOOL COUNTY, SPECIAL DISTRICT TAXES	6,191,244.56	Net Valuation Taxable-County	375,693,627	Surplus Dec. 31, 1991	1,240,528.36
RESERVE FOR UNCOLLECTED TAXES	607,977.66	State Equalized Valuation	378,940,083	Total	2,851,559.88
EXPENDITURES TOTAL	11,843,272.23	State Equalization Ratio	69.38		

1001
Population 1980 2,798
Population 1990 3,594
S & P Rating
Moody Rating

General Tax Rate Per \$100.
State Equalized Tax Rate
1.60
1.61

ALEXANDRIA TWP. - HUNTERDON CO.
Form of Government
Township Committee
Number of Members - 3

PER CAPITA:
Gross Debt 342.20
Net Debt
Debt Service
Total Tax Levy 1,276.04
Municipal Expenditures 410.69
PER CENT:
Gross Debt .43
Net Debt
Tax Levy Collected 91.23
Tax Levy Cancelled, Abated or Adjusted .78

EXPENDITURES		REVENUES-REALIZED		1991 PROPERTY TAX	
GENERAL GOVERNMENT				STATE EQUALIZED TAX RATE	
Governing Body & Public Boards		1991 Property Taxes Collected	4,335,686.73	Local District School Taxes	.88 2,475,775.00
Municipal Clerk		1991 Payments in Lieu of Taxes		Regional & Consolidated School Tax	.40 1,129,273.52
Financial Administration	24,600.00	Delinquent Tax & Lien Collections	283,623.64	School Taxes in Municipal Budget	
Assessment of Taxes	28,300.00	Business Personalty Replacement Taxes	45,779.40	County Taxes	.31 867,912.19
Collection of Taxes	21,923.01	Taxes from Public Utilities	194,615.00	County Library Taxes	.02 69,757.12
Planning, Housing & Development	87,400.00	Other Miscellaneous Tax Revenues		Local Municipal Purpose Taxes	
Human Resources	2,000.00	State Aid Revenues	114,397.00	Veteran & Senior Citizen Taxes	19,950.00
Elections	1,100.00	Federal Aid Revenues		Total Taxes for Rate Computation	1.61 4,562,667.83
General Administration (other)	131,765.00	State and Local Fiscal Assistance Act Utilized		Special District Taxes	
JUDICIARY		Sale of Acquired Property		Bank Corp. Taxes	
Municipal Courts	14,620.00	Other Miscellaneous Revenues	323,153.22	Added and Omitted Taxes	43,356.16
PUBLIC SAFETY		TOTAL	5,297,259.99	Total Taxes Levied - ABSTRACT	4,586,073.99
Fire Protection	70,500.00	Prior Years Surplus Appropriated	735,146.57	Total Taxes Billed	4,752,484.07
Police Protection	25,000.00	REVENUES	6,032,406.56	1991 TAXES COLLECTED	4,335,686.73
Civil Defense & Disaster Control	500.00	Reserve For Uncollected Taxes	498,954.35	1991 Taxes Cancelled, Abated or Adjusted	37,068.80
Environmental Inspection & Control	50,100.00			Transfer to Tax Title Liens or Foreclosed	50,806.40
Other Public Safety				Balance Outstanding Dec. 31, 1991	328,922.14
PUBLIC WORKS		CAPITAL OUTLAY	TOTAL	PRIOR YEARS TAXES OUTSTANDING	
Streets and Drainage	350,750.00	Public Enterprises		Balance January 1, 1991	344,302.08
Sewers and Sewage Processing		Recreation-Culture		Collected in 1991	283,628.64
Garbage and Trash Disposal		Public Works		Cancelled, Abated or Adjusted 1991	397.73
Public Buildings and Grounds	12,000.00	Buildings and Grounds		Transfers to Tax Title Liens or Foreclosed	43,971.31
Other Public Works		Library and Education		Balance December 31, 1991	16,304.40
HEALTH and WELFARE		Conservation		TAX TITLE LIENS OUTSTANDING	
Health Services Except Environmental	42,500.00	All Other		Balance January 1, 1991	9,247.73
Welfare-Public Assistance	11,350.00			Transfer From Taxes	101,603.14
Hospital, Clinics, First Aid		CAPITAL DEBT AUTHORIZED, DECEMBER 31, 1991		Redeemed in 1991	
Animal, Insect, & Rodent Control	6,800.00	ISSUED AND UNISSUED	GROSS DEBT	Cancelled, Abated or Adjusted (1991)	
Other Welfare Services		School	1,229,873	Transfers to Foreclosed Property	
RECREATION and CONSERVATION		Self-Liquidating		Balance December 31, 1991	110,850.87
Beaches and Boardwalks		Other		PROPERTY ACQUIRED BY DEED OR	
Parks, Playgrounds, Shade Trees		Total	1,229,873	FORECLOSURE	
Land Reclamation & Conservation	4,235.82	ISSUED AND OUTSTANDING		Balance January 1, 1991	21,200.00
Other Recreational Services	10,600.00	School	950,000.00	Transfers From Taxes or Liens	
EDUCATION (excluding schools)		Self-Liquidating		Sale for Cash (1991)	
Libraries		Other		Cancelled, Abated or Adjusted (1991)	
Other Educational Services		Total	950,000.00	Balance December 31, 1991	21,200.00
STATUTORY EXPENDITURES		EQUALIZED VALUATION BASIS		CURRENT FINANCES DECEMBER 31, 1991	
Pensions & F. I. C. A.	36,000.00	FOR NET DEBT COMPUTATION	284,975,758	ASSETS	
Employee Fringe Benefits	32,000.00	REAL PROPERTY VALUATIONS		Cash Dec. 31, 1991	2,548,058.31
Other Statutory Expenditures		Code Class # of Parcels % VAL'N	ASSESSED VALUATION	Taxes Receivable	345,226.54
CETA And Other Public Employment Programs		1 Vacant Land 339 9.61	27,202,700.00	Tax Title Liens	110,850.87
MUNICIPAL FUNCTIONS	TOTAL	2 Residential 1060 72.42	205,030,400.00	Foreclosed Property	21,200.00
CAPITAL IMPROVEMENTS	* MEMO *	3 Farm 490 14.58	41,297,627.00	Emergencies & Other Deferred Charges	55,218.83
DEBT SERVICE		4a Commercial 26 2.92	8,264,300.00	State and Federal Aid Receivable	
Principal Payments		4b Industrial 3 .24	675,900.00	Other Receivables	10,081.16
Interest Payments		4c Apartments 2 .22	626,000.00	Total	3,090,635.71
DEFERRED CHARGES	13,014.62	Total 1920	283,096,927.00	LIABILITIES, RESERVES, AND SURPLUS	
SCHOOL, COUNTY, SPECIAL DISTRICT TAXES	4,542,717.33	Land Area 28.20 Sq. Miles		Cash Liabilities	1,052,395.86
RESERVE FOR UNCOLLECTED TAXES	498,954.35	Net Valuation Taxable-Municipal	284,176,577	Reserves for Receivables	487,358.57
EXPENDITURES	TOTAL	Net Valuation Taxable-County	290,322,752	Surplus Dec. 31, 1991	1,550,881.23
		State Equalized Valuation	282,488,126	Total	3,090,635.71
		State Equalization Ratio	100.60		

2101
Population 1980 2,560
Population 1990 3,484
S & P Rating
Moody Rating

General Tax Rate Per \$100.
1.62
State Equalized Tax Rate
1.86

ALLAMUCHY TOWNSHIP - WARREN CO.
Form of Government
Small Municipality Plan C (OMCL 50)
Number of Members - 5

PER CAPITA:
Gross Debt 343.00
Net Debt
Debt Service
Total Tax Levy 1,504.06
Municipal Expenditures 360.01
PER CENT:
Gross Debt .43
Net Debt
Tax Levy Collected 94.45
Tax Levy Cancelled, Abated or Adjusted 2.97

EXPENDITURES		REVENUES-REALIZED		1991 PROPERTY TAX	
GENERAL GOVERNMENT				STATE EQUALIZED TAX RATE	
Governing Body & Public Boards		1991 Property Taxes Collected	4,951,028.09	Local District School Taxes	1.02
Municipal Clerk		1991 Payments in Lieu of Taxes		Regional & Consolidated School Tax	2,844,863.51
Financial Administration	53,350.00	Delinquent Tax & Lien Collections	237,800.42	School Taxes in Municipal Budget	
Assessment of Taxes	26,990.00	Business Personality Replacement Taxes	39,596.84	County Taxes	.62
Collection of Taxes	36,630.00	Taxes from Public Utilities	203,942.00	County Library Taxes	.05
Planning, Housing & Development	57,800.00	Other Miscellaneous Tax Revenues		Local Municipal Purpose Taxes	.18
Human Resources	4,802.00	State Aid Revenues	120,588.90	Veteran & Senior Citizen Taxes	
Elections		Federal Aid Revenues		Total Taxes for Rate Computation	1.87
General Administration (other)	240,891.00	State and Local Fiscal Assistance Act Utilized		Special District Taxes	
JUDICIARY		Sale of Acquired Property		Bank Corp. Taxes	
Municipal Courts	51,285.00	Other Miscellaneous Revenues	266,508.18	Added and Omitted Taxes	23,976.11
PUBLIC SAFETY		Total	5,819,464.43	Total Taxes Levied - ABSTRACT	5,246,148.65
Fire Protection	42,035.00	Prior Years Surplus Appropriated	95,000.00	Total Taxes Billed	5,241,798.66
Police Protection	6,000.00	REVENUES TOTAL	5,914,464.43	1991 TAXES COLLECTED	4,951,028.09
Civil Defense & Disaster Control	8,655.00	Reserve For Uncollected Taxes	305,530.33	1991 Taxes Cancelled, Abated or Adjusted	155,723.77
Environmental Inspection & Control	35,540.00	CAPITAL OUTLAY TOTAL	74,625.09	Transfer to Tax Title Liens or Foreclosed	243.00
Other Public Safety				Balance Outstanding Dec. 31, 1991	134,803.80
PUBLIC WORKS				PRIOR YEARS TAXES OUTSTANDING	
Streets and Drainage	139,485.00	Public Enterprises		Balance January 1, 1991	238,382.72
Sewers and Sewage Processing	500.00	Recreation-Culture		Collected in 1991	237,800.42
Garbage and Trash Disposal	5,500.00	Public Works		Cancelled, Abated or Adjusted 1991	582.30
Public Buildings and Grounds	26,100.00	Buildings and Grounds	74,625.09	Transfers to Tax Title Liens or Foreclosed	
Other Public Works	10,000.00	Library and Education		Balance December 31, 1991	
HEALTH and WELFARE		Conservation		TAX TITLE LIENS OUTSTANDING	
Health Services Except Environmental		All Other		Balance January 1, 1991	4,454.53
Welfare-Public Assistance	6,000.00	CAPITAL DEBT AUTHORIZED, DECEMBER 31, 1991		Transfer From Taxes	243.00
Hospital, Clinics, First Aid		ISSUED AND UNISSUED		Redeemed in 1991	
Animal, Insect, & Rodent Control	17,420.94	School	1,195,000.00	Cancelled, Abated or Adjusted (1991)	1,113.79
Other Welfare Services		Self-Liquidating		Transfers to Foreclosed Property	
RECREATION and CONSERVATION		Other		Balance December 31, 1991	3,583.74
Beaches and Boardwalks		Total	1,195,000.00	PROPERTY ACQUIRED BY DEED OR	
Parks, Playgrounds, Shade Trees				FORECLOSURE	
Land Reclamation & Conservation	20,000.00	ISSUED AND OUTSTANDING		Balance January 1, 1991	
Other Recreational Services	22,000.00	School	1,195,000.00	Transfers From Taxes or Liens	
EDUCATION (excluding schools)		Self-Liquidating		Sale for Cash (1991)	
Libraries		Other		Cancelled, Abated or Adjusted (1991)	
Other Educational Services		Total	1,195,000.00	Balance December 31, 1991	
STATUTORY EXPENDITURES		EQUALIZED VALUATION BASIS		CURRENT FINANCES DECEMBER 31, 1991	
Pensions & F. L. C. A.	41,054.00	FOR NET DEBT COMPUTATION	279,487,221	ASSETS	
Employee Fringe Benefits	35,000.00	REAL PROPERTY VALUATIONS		Cash Dec. 31, 1991	943,880.46
Other Statutory Expenditures	2,000.00	Code Class # of Parcels % VAL'N	ASSESSED VALUATION	Taxes Receivable	134,803.80
CETA And Other Public Employment Programs		1 Vacant Land 244 6.35	20,342,750.00	Tax Title Liens	3,583.74
MUNICIPAL FUNCTIONS TOTAL	891,037.94	2 Residential 1496 86.34	276,459,200.00	Foreclosed Property	
CAPITAL IMPROVEMENTS *MEMO*		3 Farm 171 3.00	9,609,550.00	Emergencies & Other Deferred Charges	
DEBT SERVICE		4a Commercial 18 4.30	13,779,900.00	State and Federal Aid Receivable	
Principal Payments		4b Industrial		Other Receivables	19,482.32
Interest Payments		4c Apartments		Total	1,101,750.32
DEFERRED CHARGES	57,659.04	Total 1929	320,182,400.00	LIABILITIES, RESERVES, AND SURPLUS	
SCHOOL COUNTY, SPECIAL DISTRICT TAXES	4,706,524.54	Land Area 20.30 Sq. Miles		Cash Liabilities	467,698.87
RESERVE FOR UNCOLLECTED TAXES	305,580.33	Net Valuation Taxable-Municipal	322,087,812	Reserves for Receivables	157,869.86
EXPENDITURES TOTAL	5,960,801.85	Net Valuation Taxable-County	290,229,719	Surplus Dec. 31, 1991	476,191.59
		State Equalized Valuation	280,228,082	Total	1,101,750.32
		State Equalization Ratio	115.04		

0201
Population 1980 5,901
Population 1990 5,900
S & P Rating A
Moody Rating A

General Tax Rate Per \$100. 2.71
State Equalized Tax Rate 1.83

ALLENDALE BOROUGH - BERGEN CO.
Form of Government
Borough Council
Number of Members - 6

PER CAPITA:
Gross Debt 1,084.78
Net Debt 1,036.39
Debt Service 115.33
Total Tax Levy 2,231.97
Municipal Expenditures 1,010.75
PER CENT:
Gross Debt .87
Net Debt .83
Tax Levy Collected 95.97
Tax Levy Cancelled, Abated or Adjusted 1.15

EXPENDITURES		REVENUES-REALIZED		1991 PROPERTY TAX	
GENERAL GOVERNMENT				STATE EQUALIZED TAX RATE	
Governing Body & Public Boards		1991 Property Taxes Collected	12,668,426.10	Local District School Taxes	73
Municipal Clerk		1991 Payments in Lieu of Taxes		Regional & Consolidated School Tax	38
Financial Administration	30,664.00	Delinquent Tax & Lien Collections	509,683.63	School Taxes in Municipal Budget	
Assessment of Taxes	25,449.53	Business Personalty Replacement Taxes	46,442.04	County Taxes	25
Collection of Taxes	100,574.00	Taxes from Public Utilities	1,115,881.00	County Library Taxes	
Planning, Housing & Development	28,828.20	Other Miscellaneous Tax Revenues		Local Municipal Purpose Taxes	46
Human Resources	71,625.92	State Aid Revenues	306,991.85	Veteran & Senior Citizen Taxes	
Elections		Federal Aid Revenues		Total Taxes for Rate Computation	1.82
General Administration (other)	380,965.01	State and Local Fiscal Assistance Act Utilized		Special District Taxes	
JUDICIARY		Sale of Acquired Property		Bank Corp. Taxes	
Municipal Courts	30,831.98	Other Miscellaneous Revenues	683,543.40	Added and Omitted Taxes	
PUBLIC SAFETY		Total	15,330,968.02	Total Taxes Levied - ABSTRACT	
Fire Protection	74,899.80	Prior Years Surplus Appropriated	400,000.00	Total Taxes Billed	
Police Protection	1,055,587.48	REVENUES TOTAL	15,730,968.02	1991 TAXES COLLECTED	
Civil Defense & Disaster Control	500.00	Reserve For Uncollected Taxes	469,091.63	1991 Taxes Cancelled, Abated or Adjusted	
Environmental Inspection & Control	61,300.17	CAPITAL OUTLAY TOTAL	853,682.50	Transfer to Tax Title Liens or Foreclosed	
Other Public Safety		Public Enterprises	33,055.76	Balance Outstanding Dec. 31, 1991	
PUBLIC WORKS		Recreation-Culture	256.25	PRIOR YEARS TAXES OUTSTANDING	
Streets and Drainage	439,306.34	Public Works	217,469.88	Balance January 1, 1991	
Sewers and Sewage Processing	811,421.54	Buildings and Grounds	602,900.61	Collected in 1991	
Garbage and Trash Disposal	537,500.00	Library and Education		Cancelled, Abated or Adjusted 1991	
Public Buildings and Grounds	85,092.75	Conservation		Transfers to Tax Title Liens or Foreclosed	
Other Public Works	38,250.00	All Other		Balance December 31, 1991	
HEALTH and WELFARE		CAPITAL DEBT AUTHORIZED, DECEMBER 31, 1991		TAX TITLE LIENS OUTSTANDING	
Health Services Except Environmental	29,953.51	ISSUED AND UNISSUED		Balance January 1, 1991	
Welfare-Public Assistance	2,500.00	School		Transfer From Taxes	
Hospital, Clinics, First Aid		Self-Liquidating	285,500	Redeemed in 1991	
Animal, Insect, & Rodent Control		Other	6,114,710	Cancelled, Abated or Adjusted (1991)	
Other Welfare Services		Total	6,400,210	Transfers to Foreclosed Property	
RECREATION and CONSERVATION		ISSUED AND OUTSTANDING		Balance December 31, 1991	
Beaches and Boardwalks		School		PROPERTY ACQUIRED BY DEED OR	
Parks, Playgrounds, Shade Trees	22,650.00	Self-Liquidating		FORECLOSURE	
Land Reclamation & Conservation	62,333.02	Other	4,794,960.44	Balance January 1, 1991	
Other Recreational Services	125,250.00	Total	4,794,960.44	Transfers From Taxes or Liens	
EDUCATION (excluding schools)		EQUALIZED VALUATION BASIS		Sale for Cash (1991)	
Libraries	250,648.00	FOR NET DEBT COMPUTATION	733,445,860	Cancelled, Abated or Adjusted (1991)	
Other Educational Services		REAL PROPERTY VALUATIONS		Balance December 31, 1991	
STATUTORY EXPENDITURES		Code Class # of Parcels % VAL'N		CURRENT FINANCES DECEMBER 31, 1991	
Pensions & F. I. C. A.	296,237.46	1 Vacant Land 132 3.10	15,042,900.00	ASSETS	
Employee Fringe Benefits	251,500.00	2 Residential 1825 79.58	385,992,000.00	Cash Dec. 31, 1991	
Other Statutory Expenditures		3 Farm 6 .17	835,000.00	Taxes Receivable	
CETA And Other Public Employment Programs		4a Commercial 47 11.37	55,133,400.00	Tax Title Liens	
MUNICIPAL FUNCTIONS TOTAL	4,813,868.71	4b Industrial 11 5.78	28,015,200.00	Foreclosed Property	
CAPITAL IMPROVEMENTS * MEMO	92,746.50	4c Apartments		Emergencies & Other Deferred Charges	
DEBT SERVICE		Total 2021	485,013,500.00	State and Federal Aid Receivable	
Principal Payments	395,765.00	Land Area 2.90 Sq. Miles		Other Receivables	
Interest Payments	284,693.04	Net Valuation Taxable-Municipal	485,979,198	Total	
DEFERRED CHARGES		Net Valuation Taxable-County	761,620,392	LIABILITIES, RESERVES, AND SURPLUS	
SCHOOL, COUNTY, SPECIAL DISTRICT TAXES	9,845,120.41	State Equalized Valuation	718,443,686	Cash Liabilities	
RESERVE FOR UNCOLLECTED TAXES	469,091.63	State Equalization Ratio	67.60	Reserves for Receivables	
EXPENDITURES TOTAL	15,808,538.79			Surplus Dec. 31, 1991	

1301
Population 1980 912
Population 1990 759
S & P Rating
Moody Rating

General Tax Rate Per \$100. 1.27
State Equalized Tax Rate 1.30

ALLENHURST BOROUGH - MONMOUTH CO.
Form of Government
Commission (1911)
Number of Members - 3

PER CAPITA:
Gross Debt 2,161.55
Net Debt 1,537.25
Debt Service 340.39
Total Tax Levy 1,880.57
Municipal Expenditures 2,473.61
PER CENT:
Gross Debt 1.43
Net Debt 1.02
Tax Levy Collected 97.18
Tax Levy Cancelled, Abated or Adjusted 1.3

EXPENDITURES	REVENUES-REALIZED	1991 PROPERTY TAX	
GENERAL GOVERNMENT		STATE EQUALIZED TAX RATE ———→ .11	
Governing Body & Public Boards		Local District School Taxes	118,945.00
Municipal Clerk		Regional & Consolidated School Tax	
Financial Administration	121,241.00	School Taxes in Municipal Budget	
Assessment of Taxes	2,835.00	County Taxes	* 498,551.49
Collection of Taxes	1,825.00	County Library Taxes	.02 18,428.89
Planning, Housing & Development	2,260.00	Local Municipal Purpose Taxes	.72 787,900.00
Human Resources	2,034.22	Veteran & Senior Citizen Taxes	4,150.00
Elections	410.00	Total Taxes for Rate Computation	1.31 1,427,975.38
General Administration (other)	192,255.00	Special District Taxes	
JUDICIARY		Bank Corp. Taxes	
Municipal Courts	15,200.00	Added and Omitted Taxes	3,528.97
PUBLIC SAFETY		Total Taxes Levied - ABSTRACT	1,427,354.35
Fire Protection	39,951.00	Total Taxes Billed	1,428,395.91
Police Protection	479,700.75	1991 TAXES COLLECTED	1,388,055.63
Civil Defense & Disaster Control	732.00	1991 Taxes Cancelled, Abated or Adjusted	1,795.47
Environmental Inspection & Control	5,990.00	Transfer to Tax Title Liens or Foreclosed	
Other Public Safety		Balance Outstanding Dec. 31, 1991	38,544.81
PUBLIC WORKS		PRIOR YEARS TAXES OUTSTANDING	
Streets and Drainage	72,677.69	Balance January 1, 1991	31,043.88
Sewers and Sewage Processing		Collected in 1991	31,043.88
Garbage and Trash Disposal	174,050.00	Cancelled, Abated or Adjusted 1991	
Public Buildings and Grounds	16,400.00	Transfers to Tax Title Liens or Foreclosed	
Other Public Works	14,847.00	Balance December 31, 1991	
HEALTH and WELFARE		TAX TITLE LIENS OUTSTANDING	
Health Services Except Environmental	6,500.00	Balance January 1, 1991	
Welfare-Public Assistance		Transfer From Taxes	
Hospital, Clinics, First Aid		Redeemed in 1991	
Animal, Insect, & Rodent Control		Cancelled, Abated or Adjusted (1991)	
Other Welfare Services	140.00	Transfers to Foreclosed Property	
RECREATION and CONSERVATION		Balance December 31, 1991	
Beaches and Boardwalks	157,920.00	PROPERTY ACQUIRED BY DEED OR	
Parks, Playgrounds, Shade Trees	1,500.00	FORECLOSURE	
Land Reclamation & Conservation	1,048.47	Balance January 1, 1991	
Other Recreational Services	1,500.00	Transfers From Taxes or Liens	
EDUCATION (excluding schools)		Sale for Cash (1991)	
Libraries		Cancelled, Abated or Adjusted (1991)	
Other Educational Services		Balance December 31, 1991	
STATUTORY EXPENDITURES		CURRENT FINANCES DECEMBER 31, 1991	
Pensions & F. I. C. A.	133,918.92	ASSETS	
Employee Fringe Benefits	113,000.00	Cash Dec. 31, 1991	246,457.43
Other Statutory Expenditures	5,779.00	Taxes Receivable	38,544.81
CETA And Other Public Employment Programs		Tax Title Liens	
MUNICIPAL FUNCTIONS TOTAL	1,567,715.05	Foreclosed Property	
CAPITAL IMPROVEMENTS *MEMO*		Emergencies & Other Deferred Charges	13,459.09
DEBT SERVICE		State and Federal Aid Receivable	
Principal Payments	197,286.39	Other Receivables	23,776.12
Interest Payments	61,073.40	Total	322,237.45
DEFERRED CHARGES	8,895.19	LIABILITIES, RESERVES, AND SURPLUS	
SCHOOL, COUNTY, SPECIAL DISTRICT TAXES	635,925.38	Cash Liabilities	150,765.25
RESERVE FOR UNCOLLECTED TAXES	42,500.00	Reserves for Receivables	62,320.93
EXPENDITURES TOTAL	2,513,395.41	Surplus Dec. 31, 1991	109,151.27
		Total	322,237.45

1302
Population 1980 1,962
Population 1990 1,828
S & P Rating
Moody Rating BAA1

General Tax Rate Per \$100. 2.92
State Equalized Tax Rate 2.10

ALLENTOWN BOROUGH - MONMOUTH CO.
Form of Government
Borough Council
Number of Members - 6

PER CAPITA:
Gross Debt 2,237.62
Net Debt 127.28
Debt Service 26.67
Total Tax Levy 1,034.43
Municipal Expenditures 631.91
PER CENT:
Gross Debt 4.85
Net Debt .28
Tax Levy Collected 95.02
Tax Levy Cancelled, Abated or Adjusted .41

EXPENDITURES		REVENUES-REALIZED		1991 PROPERTY TAX	
GENERAL GOVERNMENT				STATE EQUALIZED TAX RATE →	
Governing Body & Public Boards		1991 Property Taxes Collected	1,797,130.46	Local District School Taxes	
Municipal Clerk		1991 Payments in Lieu of Taxes		Regional & Consolidated School Tax	1.05 948,871.97
Financial Administration	40,830.00	Delinquent Tax & Lien Collections	84,571.00	School Taxes in Municipal Budget	
Assessment of Taxes	3,140.00	Business Personalty Replacement Taxes	7,196.44	County Taxes	.40 * 362,577.13
Collection of Taxes	20,557.00	Taxes from Public Utilities	71,375.00	County Library Taxes	.01 13,183.43
Planning, Housing & Development	16,315.00	Other Miscellaneous Tax Revenues		Local Municipal Purpose Taxes	.63 566,000.00
Human Resources	49,120.00	State Aid Revenues	126,177.59	Veteran & Senior Citizen Taxes	
Elections	650.00	Federal Aid Revenues		Total Taxes for Rate Computation	2.09 1,904,182.53
General Administration (other)	136,191.80	State and Local Fiscal Assistance Act Utilized		Special District Taxes	
JUDICIARY		Sale of Acquired Property		Bank Corp. Taxes	
Municipal Courts	46,497.37	Other Miscellaneous Revenues	242,610.45	Added and Omitted Taxes	302.41
PUBLIC SAFETY		Total	2,329,060.94	Total Taxes Levied - ABSTRACT	1,890,934.94
Fire Protection	34,500.00	Prior Years Surplus Appropriated	200,000.00	Total Taxes Billed	1,891,374.97
Police Protection	207,877.46	REVENUES TOTAL	2,529,060.94	1991 TAXES COLLECTED	1,797,130.46
Civil Defense & Disaster Control	300.00	Reserve For Uncollected Taxes	165,897.04	1991 Taxes Cancelled, Abated or Adjusted	7,703.80
Environmental Inspection & Control	22,922.00	CAPITAL OUTLAY TOTAL	100,777.64	Transfer to Tax Title Liens or Foreclosed	3,949.63
Other Public Safety				Balance Outstanding Dec. 31, 1991	82,591.08
PUBLIC WORKS				PRIOR YEARS TAXES OUTSTANDING	
Streets and Drainage	48,976.00	Public Enterprises	54,795.64	Balance January 1, 1991	85,188.51
Sewers and Sewage Processing	6,571.00	Recreation—Culture	2,135.00	Collected in 1991	83,847.64
Garbage and Trash Disposal	112,430.00	Public Works		Cancelled, Abated or Adjusted 1991	
Public Buildings and Grounds	36,860.00	Buildings and Grounds	43,847.00	Transfers to Tax Title Liens or Foreclosed	1,340.87
Other Public Works	6,000.00	Library and Education		Balance December 31, 1991	
HEALTH and WELFARE		Conservation		TAX TITLE LIENS OUTSTANDING	
Health Services Except Environmental	910.00	All Other		Balance January 1, 1991	19,087.06
Welfare—Public Assistance	7,285.00	CAPITAL DEBT AUTHORIZED, DECEMBER 31, 1991		Transfer From Taxes	5,493.67
Hospital, Clinics, First Aid		ISSUED AND UNISSUED		Redeemed in 1991	723.36
Animal, Insect, & Rodent Control		School	126,652	Cancelled, Abated or Adjusted (1991)	
Other Welfare Services		Self-Liquidating	3,707,430	Transfers to Foreclosed Property	
RECREATION and CONSERVATION		Other	256,280	Balance December 31, 1991	23,857.37
Beaches and Boardwalks		Total	4,090,362	PROPERTY ACQUIRED BY DEED OR FORECLOSURE	
Parks, Playgrounds, Shade Trees	2,400.00	ISSUED AND OUTSTANDING		Balance January 1, 1991	8,700.00
Land Reclamation & Conservation	500.00	School	126,652.33	Transfers From Taxes or Liens	
Other Recreational Services	4,450.00	Self-Liquidating	3,104,380.87	Sale for Cash (1991)	
EDUCATION (excluding schools)		Other	235,000.00	Cancelled, Abated or Adjusted (1991)	
Libraries	4,000.00	Total	3,466,033.20	Balance December 31, 1991	8,700.00
Other Educational Services		EQUALIZED VALUATION BASIS		CURRENT FINANCES DECEMBER 31, 1991	
STATUTORY EXPENDITURES		FOR NET DEBT COMPUTATION	84,383.837	ASSETS	
Pensions & F. L. C. A.	48,500.00	REAL PROPERTY VALUATIONS		Cash Dec. 31, 1991	412,463.76
Employee Fringe Benefits	52,500.00	Code Class # of Parcels % VAL'N	ASSESSED VALUATION	Taxes Receivable	82,591.08
Other Statutory Expenditures		1 Vacant Land 30 2.46	1,544,900.00	Tax Title Liens	23,857.37
CETA And Other Public Employment Programs		2 Residential 537 83.79	52,632,400.00	Foreclosed Property	8,700.00
MUNICIPAL FUNCTIONS TOTAL	915,432.63	3 Farm 5 .03	16,600.00	Emergencies & Other Deferred Charges	1,200.00
CAPITAL IMPROVEMENTS *MEMO*	45,000.00	4a Commercial 37 10.11	6,349,650.00	State and Federal Aid Receivable	
DEBT SERVICE		4b Industrial		Other Receivables	6,781.50
Principal Payments	35,000.00	4c Apartments 2 3.61	2,267,600.00	Total	535,593.71
Interest Payments	13,761.25	Total 611	62,811,150.00	LIABILITIES, RESERVES, AND SURPLUS	
DEFERRED CHARGES	25,032.00	Land Area .60 Sq. Miles		Cash Liabilities	92,434.77
SCHOOL, COUNTY, SPECIAL DISTRICT TAXES	1,324,632.53	Net Valuation Taxable-Municipal	64,829,352	Reserves for Receivables	121,929.95
RESERVE FOR UNCOLLECTED TAXES	165,897.04	Net Valuation Taxable-County	88,196,052	Surplus Dec. 31, 1991	321,228.99
EXPENDITURES TOTAL	2,479,755.45	State Equalized Valuation	89,171,173	Total	535,593.71
		State Equalization Ratio	72.07		

1701

Population 1980 2,680
 Population 1990 2,795
 S & P Rating
 Moody Rating

General Tax Rate Per \$100. 3.08
 State Equalized Tax Rate 1.67

ALLOWAY TOWNSHIP - SALEM COUNTY
 Form of Government
 Township Committee
 Number of Members - 3

PER CAPITA:
 Gross Debt 842.58
 Net Debt 110.91
 Debt Service
 Total Tax Levy 809.38
 Municipal Expenditures 340.81

PER CENT:
 Gross Debt 2.06
 Net Debt .27
 Tax Levy Collected 88.55
 Tax Levy Cancelled, Abated or Adjusted .06

EXPENDITURES		REVENUES-REALIZED		1991 PROPERTY TAX	
GENERAL GOVERNMENT				STATE EQUALIZED TAX RATE	
Governing Body & Public Boards		1991 Property Taxes Collected	1,966,318.72	1.60	1,299,313.00
Municipal Clerk		1991 Payments in Lieu of Taxes			
Financial Administration	19,439.63	Delinquent Tax & Lien Collections	286,023.98		
Assessment of Taxes	14,835.00	Business Personality Replacement Taxes	29,017.38	.71	922,642.46
Collection of Taxes	12,647.65	Taxes from Public Utilities	230,955.00		
Planning, Housing & Development	21,134.56	Other Miscellaneous Tax Revenues			
Human Resources		State Aid Revenues	88,965.00		38,650.00
Elections	200.00	Federal Aid Revenues	854.45	Total Taxes for Rate Computation	2,260,605.46
General Administration (other)	224,579.86	State and Local Fiscal Assistance Act Utilized		Special District Taxes	
JUDICIARY		Sale of Acquired Property		Bank Corp. Taxes	
Municipal Courts	18,835.00	Other Miscellaneous Revenues	243,223.15	Added and Omitted Taxes	40,267.92
PUBLIC SAFETY		Total	2,845,358.18	Total Taxes Levied - ABSTRACT	2,262,223.38
Fire Protection	11,519.00	Prior Years Surplus Appropriated	159,951.81	Total Taxes Billed	2,220,673.84
Police Protection	34,625.00	REVENUES TOTAL	3,005,309.99	1991 TAXES COLLECTED	1,966,318.72
Civil Defense & Disaster Control	2,235.00	Reserve For Uncollected Taxes	297,700.00	1991 Taxes Cancelled, Abated or Adjusted	1,276.38
Environmental Inspection & Control	19,815.00	CAPITAL OUTLAY TOTAL	276,561.00	Transfer to Tax Title Liens or Foreclosed	7,890.96
Other Public Safety				Balance Outstanding Dec. 31, 1991	245,187.78
PUBLIC WORKS				PRIOR YEARS TAXES OUTSTANDING	
Streets and Drainage	98,000.00	Public Enterprises		Balance January 1, 1991	305,094.16
Sewers and Sewage Processing		Recreation—Culture		Collected in 1991	279,326.55
Garbage and Trash Disposal	95,962.71	Public Works		Cancelled, Abated or Adjusted 1991	
Public Buildings and Grounds	9,951.54	Buildings and Grounds	276,561.00	Transfers to Tax Title Liens or Foreclosed	2,121.46
Other Public Works	3,000.00	Library and Education		Balance December 31, 1991	23,646.15
HEALTH and WELFARE		Conservation		TAX TITLE LIENS OUTSTANDING	
Health Services Except Environmental	880.00	All Other		Balance January 1, 1991	20,120.79
Welfare—Public Assistance	15,414.26	CAPITAL DEBT AUTHORIZED, DECEMBER 31, 1991		Transfer From Taxes	10,540.77
Hospital, Clinics, First Aid		ISSUED AND UNISSUED		Redeemed in 1991	6,697.43
Animal, Insect, & Rodent Control	6,600.00	School	2,045,000.00	Cancelled, Abated or Adjusted (1991)	
Other Welfare Services		Self-Liquidating		Transfers to Foreclosed Property	
RECREATION and CONSERVATION		Other	310,000.00	Balance December 31, 1991	23,964.13
Beaches and Boardwalks		Total	2,355,000.00	PROPERTY ACQUIRED BY DEED OR	
Parks, Playgrounds, Shade Trees	2,000.00	ISSUED AND OUTSTANDING		FORECLOSURE	
Land Reclamation & Conservation		School	2,045,000.00	Balance January 1, 1991	79,100.00
Other Recreational Services	100.00	Self-Liquidating		Transfers From Taxes or Liens	
EDUCATION (excluding schools)		Other	50,000.00	Sale for Cash (1991)	
Libraries		Total	2,095,000.00	Cancelled, Abated or Adjusted (1991)	
Other Educational Services	50.00	EQUALIZED VALUATION BASIS		Balance December 31, 1991	79,100.00
STATUTORY EXPENDITURES		FOR NET DEBT COMPUTATION	114,344,079	CURRENT FINANCES DECEMBER 31, 1991	
Pensions & F. I. C. A.	21,500.00	REAL PROPERTY VALUATIONS		ASSETS	
Employee Fringe Benefits	16,000.00	Code Class # of Parcels % VAL'N		Cash Dec. 31, 1991	523,576.16
Other Statutory Expenditures		1 Vacant Land 579 7.40	5,202,300.00	Taxes Receivable	268,833.93
CETA And Other Public Employment Programs		2 Residential 856 70.14	49,285,000.00	Tax Title Liens	23,964.13
MUNICIPAL FUNCTIONS TOTAL	649,324.26	3 Farm 518 19.33	13,580,600.00	Foreclosed Property	79,100.00
CAPITAL IMPROVEMENTS *MEMO*		4a Commercial 27 3.12	2,194,000.00	Emergencies & Other Deferred Charges	31,953.17
DEBT SERVICE		4b Industrial		State and Federal Aid Receivable	667.76
Principal Payments		4c Apartments		Other Receivables	23,858.89
Interest Payments		Total 1980	70,261,900.00	Total	951,954.04
DEFERRED CHARGES	5,549.69	Land Area 34.35 Sq. Miles		LIABILITIES, RESERVES, AND SURPLUS	
SCHOOL, COUNTY, SPECIAL DISTRICT TAXES	2,221,955.44	Net Valuation Taxable-Municipal	70,737,250	Cash Liabilities	272,238.32
RESERVE FOR UNCOLLECTED TAXES	297,700.00	Net Valuation Taxable-County	125,391,908	Reserves for Receivables	395,756.95
EXPENDITURES TOTAL	3,174,529.41	State Equalized Valuation	130,157,705	Surplus Dec. 31, 1991	283,958.77
		State Equalization Ratio	54.13	Total	951,954.04

2102

Population 1980 2,644
 Population 1990 2,530
 S & P Rating
 Moody Rating BAA

General Tax Rate Per \$100. 1.89
 State Equalized Tax Rate 1.87

ALPHA BOROUGH - WARREN COUNTY
 Form of Government
 Borough Council
 Number of Members - 6

PER CAPITA: PER CENT:
 Gross Debt 728.06 Gross Debt 1.66
 Net Debt 537.04 Net Debt 1.22
 Debt Service 47.83 Tax Levy Collected 90.95
 Total Tax Levy 896.22 Tax Levy Cancelled, Abated
 Municipal Expenditures 446.49 or Adjusted

EXPENDITURES		REVENUES-REALIZED		1991 PROPERTY TAX	
GENERAL GOVERNMENT				STATE EQUALIZED TAX RATE 1.89	
Governing Body & Public Boards		1991 Property Taxes Collected	2,066,423.67	Local District School Taxes	1,059,301.00
Municipal Clerk		1991 Payments in Lieu of Taxes		Regional & Consolidated School Tax	
Financial Administration	26,200.00	Delinquent Tax & Lien Collections	118,904.39	School Taxes in Municipal Budget	
Assessment of Taxes	11,298.14	Business Personalty Replacement Taxes	32,495.36	County Taxes	643,895.84
Collection of Taxes	10,150.00	Taxes from Public Utilities	125,353.68	County Library Taxes	
Planning, Housing & Development	26,602.93	Other Miscellaneous Tax Revenues		Local Municipal Purpose Taxes	509,804.00
Human Resources		State Aid Revenues	146,459.00	Veteran & Senior Citizen Taxes	51,650.00
Elections	933.19	Federal Aid Revenues		Total Taxes for Rate Computation	2,264,650.84
General Administration (other)	165,221.81	State and Local Fiscal Assistance Act Utilized		Special District Taxes	
JUDICIARY		State and Local Fiscal Assistance Act Utilized		Bank Corp. Taxes	
Municipal Courts	9,937.09	Sale of Acquired Property		Added and Omitted Taxes	54,424.16
PUBLIC SAFETY		Other Miscellaneous Revenues	146,678.33	Total Taxes Levied - ABSTRACT	2,267,425.00
Fire Protection	32,797.00	Total	2,636,314.43	Total Taxes Billed	2,272,065.56
Police Protection	157,580.00	Prior Years Surplus Appropriated	100,000.00	1991 TAXES COLLECTED	2,066,423.67
Civil Defense & Disaster Control	1,000.00	REVENUES TOTAL	2,736,314.43	1991 Taxes Cancelled, Abated or Adjusted	
Environmental Inspection & Control	9,592.07	Reserve For Uncollected Taxes	187,804.00	Transfer to Tax Title Liens or Foreclosed	
Other Public Safety		CAPITAL OUTLAY TOTAL	437,209.43	Balance Outstanding Dec. 31, 1991	205,641.89
PUBLIC WORKS				PRIOR YEARS TAXES OUTSTANDING	
Streets and Drainage	87,700.00	Public Enterprises	2,342.22	Balance January 1, 1991	131,667.44
Sewers and Sewage Processing		Recreation-Culture		Collected in 1991	118,218.81
Garbage and Trash Disposal	134,450.00	Public Works	405,139.87	Cancelled, Abated or Adjusted 1991	
Public Buildings and Grounds	23,250.00	Buildings and Grounds	29,727.34	Transfers to Tax Title Liens or Foreclosed	
Other Public Works		Library and Education		Balance December 31, 1991	13,448.63
HEALTH and WELFARE		Conservation		TAX TITLE LIENS OUTSTANDING	
Health Services Except Environmental	278.25	All Other		Balance January 1, 1991	26,665.48
Welfare-Public Assistance	1,025.00	CAPITAL DEBT AUTHORIZED, DECEMBER 31, 1991		Transfer From Taxes	
Hospital, Clinics, First Aid		ISSUED AND UNISSUED		Redeemed in 1991	685.58
Animal, Insect, & Rodent Control	2,400.00	School		Cancelled, Abated or Adjusted (1991)	
Other Welfare Services		Self-Liquidating	744,503	Transfers to Foreclosed Property	
RECREATION and CONSERVATION		Other	1,097,500	Balance December 31, 1991	25,979.90
Beaches and Boardwalks		Total	1,842,003	PROPERTY ACQUIRED BY DEED OR	
Parks, Playgrounds, Shade Trees				FORECLOSURE	
Land Reclamation & Conservation	6,585.00	ISSUED AND OUTSTANDING		Balance January 1, 1991	28,092.50
Other Recreational Services		School		Transfers From Taxes or Liens	
EDUCATION (excluding schools)		Self-Liquidating	649,503.70	Sale for Cash (1991)	
Libraries	36,676.00	Other	1,060,000.00	Cancelled, Abated or Adjusted (1991)	
Other Educational Services		Total	1,709,503.70	Balance December 31, 1991	28,092.50
STATUTORY EXPENDITURES		EQUALIZED VALUATION BASIS		CURRENT FINANCES DECEMBER 31, 1991	
Pensions & F. L. C. A.	33,350.00	FOR NET DEBT COMPUTATION	111,232,500	ASSETS	
Employee Fringe Benefits	26,000.00	REAL PROPERTY VALUATIONS		Cash Dec. 31, 1991	1,016,440.89
Other Statutory Expenditures		Code Class # of Parcels % VAL'N		Taxes Receivable	219,090.52
CETA And Other Public Employment Programs		1 Vacant Land 82 3.18	3,725,700.00	Tax Title Liens	25,979.90
MUNICIPAL FUNCTIONS TOTAL	808,026.48	2 Residential 758 72.23	84,589,300.00	Foreclosed Property	28,092.50
CAPITAL IMPROVEMENTS *MEMO*	24,500.00	3 Farm 21 .82	956,750.00	Emergencies & Other Deferred Charges	53,400.00
DEBT SERVICE		4a Commercial 46 9.70	11,363,150.00	State and Federal Aid Receivable	670.09
Principal Payments	40,000.00	4b Industrial 14 9.64	11,287,800.00	Other Receivables	1,546.93
Interest Payments	81,000.00	4c Apartments 8 4.44	5,196,100.00	Total	1,345,220.83
		Total 929	117,118,800.00	LIABILITIES, RESERVES, AND SURPLUS	
DEFERRED CHARGES	12,800.00	Land Area 1.70 Sq. Miles		Cash Liabilities	561,883.00
SCHOOL, COUNTY, SPECIAL DISTRICT TAXES	1,703,196.84	Net Valuation Taxable-Municipal	117,335,523	Reserves for Receivables	274,709.85
RESERVE FOR UNCOLLECTED TAXES	187,804.00	Net Valuation Taxable-County	109,916,475	Surplus Dec. 31, 1991	508,627.98
EXPENDITURES TOTAL	2,832,827.32	State Equalized Valuation	118,722,035	Total	1,345,220.83
		State Equalization Ratio	98.83		

0202

Population- 1980 1,549
 Population 1990 1,716
 S & P Rating AA+
 Moody Rating AA1

General Tax Rate Per \$100.

State Equalized Tax Rate

.68

.74

ALPINE BOROUGH - BERGEN COUNTY
 Form of Government
 Borough Council
 Number of Members - 6

PER CAPITA:

Gross Debt 1,559.36
 Net Debt 1,559.36
 Debt Service 128.45
 Total Tax Levy 3,061.43
 Municipal Expenditures 1,443.57

PER CENT:

Gross Debt .36
 Net Debt .36
 Tax Levy Collected 96.14
 Tax Levy Cancelled, Abated or Adjusted .56

EXPENDITURES		REVENUES-REALIZED		1991 PROPERTY TAX	
GENERAL GOVERNMENT		1991 Property Taxes Collected		STATE EQUALIZED TAX RATE	
Governing Body & Public Boards			5,092,792.00	Local District School Taxes	.30
Municipal Clerk		1991 Payments in Lieu of Taxes		Regional & Consolidated School Tax	
Financial Administration	37,714.00	Delinquent Tax & Lien Collections	244,347.00	School Taxes in Municipal Budget	
Assessment of Taxes	10,375.00	Business Personalty Replacement Taxes	14,812.00	County Taxes	.25
Collection of Taxes	13,570.00	Taxes from Public Utilities	349,358.00	County Library Taxes	
Planning, Housing & Development	15,833.00	Other Miscellaneous Tax Revenues		Local Municipal Purpose Taxes	.18
Human Resources	69,045.00	State Aid Revenues	80,940.00	Veteran & Senior Citizen Taxes	
Elections	977.00	Federal Aid Revenues		Total Taxes for Rate Computation	.73
General Administration (other)	206,318.00	State and Local Fiscal Assistance Act Utilized		Special District Taxes	
JUDICIARY		Sale of Acquired Property		Bank Corp. Taxes	
Municipal Courts	31,263.00	Other Miscellaneous Revenues	369,699.00	Added and Omitted Taxes	16,762.00
PUBLIC SAFETY		Total	6,151,948.00	Total Taxes Levied - ABSTRACT	5,253,410.71
Fire Protection	62,613.00	Prior Years Surplus Appropriated	167,700.00	Total Taxes Billed	5,297,349.00
Police Protection	704,037.00	REVENUES TOTAL	6,319,648.00	1991 TAXES COLLECTED	5,092,792.00
Civil Defense & Disaster Control	1,500.00	Reserve For Uncollected Taxes	438,772.00	1991 Taxes Cancelled, Abated or Adjusted	29,538.00
Environmental Inspection & Control	35,816.00	CAPITAL OUTLAY TOTAL	478,682.00	Transfer to Tax Title Liens or Foreclosed	
Other Public Safety				Balance Outstanding Dec. 31, 1991	175,019.00
PUBLIC WORKS				PRIOR YEARS TAXES OUTSTANDING	
Streets and Drainage	157,510.00	Public Enterprises		Balance January 1, 1991	227,468.00
Sewers and Sewage Processing		Recreation-Culture	645.00	Collected in 1991	212,281.00
Garbage and Trash Disposal		Public Works	95,387.00	Cancelled, Abated or Adjusted 1991	4,826.00
Public Buildings and Grounds	20,100.00	Buildings and Grounds	382,355.00	Transfers to Tax Title Liens or Foreclosed	
Other Public Works	41,331.00	Library and Education		Balance December 31, 1991	10,361.00
HEALTH and WELFARE		Conservation	295.00	TAX TITLE LIENS OUTSTANDING	
Health Services Except Environmental	21,898.00	All Other		Balance January 1, 1991	32,066.00
Welfare-Public Assistance	324.00	CAPITAL DEBT AUTHORIZED, DECEMBER 31, 1991		Transfer From Taxes	
Hospital, Clinics, First Aid		ISSUED AND UNISSUED		Redeemed in 1991	32,066.00
Animal, Insect, & Rodent Control	3,000.00	School		Cancelled, Abated or Adjusted (1991)	
Other Welfare Services		Self-Liquidating		Transfers to Foreclosed Property	
RECREATION and CONSERVATION		Other	2,675,857	Balance December 31, 1991	
Beaches and Boardwalks		Total	2,675,857	PROPERTY ACQUIRED BY DEED OR	
Parks, Playgrounds, Shade Trees	500.00			FORECLOSURE	
Land Reclamation & Conservation	600.00	ISSUED AND OUTSTANDING		Balance January 1, 1991	
Other Recreational Services	41,570.00	School		Transfers From Taxes or Liens	
EDUCATION (excluding schools)		Self-Liquidating		Sale for Cash (1991)	
Libraries		Other	2,675,000.00	Cancelled, Abated or Adjusted (1991)	
Other Educational Services		Total	2,675,000.00	Balance December 31, 1991	
STATUTORY EXPENDITURES		EQUALIZED VALUATION BASIS		CURRENT FINANCES DECEMBER 31, 1991	
Pensions & F. I. C. A.	140,301.00	FOR NET DEBT COMPUTATION	737,218.353	ASSETS	
Employee Fringe Benefits	159,040.00	REAL PROPERTY VALUATIONS		Cash Dec. 31, 1991	1,440,789.00
Other Statutory Expenditures		Code Class # of Parcels % VAL'N		Taxes Receivable	185,380.00
CETA And Other Public Employment Programs		1 Vacant Land 116 11.08	85,982,600.00	Tax Title Liens	
MUNICIPAL FUNCTIONS TOTAL	1,775,235.00	2 Residential 585 83.06	644,552,900.00	Foreclosed Property	
CAPITAL IMPROVEMENTS *MEMO*	25,000.00	3 Farm		Emergencies & Other Deferred Charges	91,172.00
DEBT SERVICE		4a Commercial 20 5.36	45,507,800.00	State and Federal Aid Receivable	53.00
Principal Payments	82,500.00	4b Industrial		Other Receivables	173,741.00
Interest Payments	137,921.00	4c Apartments		Total	1,891,135.00
		Total	721	LIABILITIES, RESERVES, AND SURPLUS	
DEFERRED CHARGES	42,732.00	Land Area 6.20 Sq. Miles		Cash Liabilities	971,913.00
SCHOOL, COUNTY, SPECIAL DISTRICT TAXES	3,925,041.71	Net Valuation Taxable-Municipal	776,556,897	Reserves for Receivables	201,071.00
RESERVE FOR UNCOLLECTED TAXES	438,772.00	Net Valuation Taxable-County	749,707,868	Surplus Dec. 31, 1991	718,151.00
EXPENDITURES TOTAL	6,402,201.71	State Equalized Valuation	711,045,826	Total	1,891,135.00
		State Equalization Ratio	109.22		

1901

Population 1980 892
 Population 1990 700
 S & P Rating
 Moody Rating

General Tax Rate Per \$100.

1.93

State Equalized Tax Rate

1.98

ANDOVER BOROUGH - SUSSEX COUNTY
 Form of Government
 Borough Council
 Number of Members - 6

PER CAPITA:

Gross Debt 88.68
 Net Debt 88.68
 Debt Service
 Total Tax Levy 1,188.42
 Municipal Expenditures 596.21

PER CENT:

Gross Debt .15
 Net Debt .15
 Tax Levy Collected 92.20
 Tax Levy Cancelled, Abated or Adjusted .44

EXPENDITURES		REVENUES-REALIZED		1991 PROPERTY TAX	
GENERAL GOVERNMENT				STATE EQUALIZED TAX RATE →	
Governing Body & Public Boards	12,350.00	1991 Property Taxes Collected 769,411.59		Local District School Taxes	
Municipal Clerk	15,775.00	1991 Payments in Lieu of Taxes		Regional & Consolidated School Tax 1.29	545,334.48
Financial Administration	10,650.00	Delinquent Tax & Lien Collections 55,130.64		School Taxes in Municipal Budget	
Assessment of Taxes	6,300.00	Business Personalty Replacement Taxes 12,634.40		County Taxes .37 *	157,541.32
Collection of Taxes	10,200.00	Taxes from Public Utilities 107,137.52		County Library Taxes .03	11,448.53
Planning, Housing & Development	21,500.00	Other Miscellaneous Tax Revenues		Local Municipal Purpose Taxes .28	117,568.00
Human Resources		State Aid Revenues 30,443.80		Veteran & Senior Citizen Taxes	4,250.00
Elections		Federal Aid Revenues		Total Taxes for Rate Computation 1.97	836,142.33
General Administration (other)	53,005.19	State and Local Fiscal Assistance Act Utilized		Special District Taxes	
JUDICIARY		Sale of Acquired Property		Bank Corp. Taxes	
Municipal Courts	22,250.00	Other Miscellaneous Revenues 55,190.10		Added and Omitted Taxes	
PUBLIC SAFETY		Total 1,029,948.05		Total Taxes Levied - ABSTRACT	831,892.33
Fire Protection	43,670.00	Prior Years Surplus Appropriated 121,082.00		Total Taxes Billed	834,539.12
Police Protection	12,757.89	REVENUES TOTAL 1,151,030.05		1991 TAXES COLLECTED	769,411.59
Civil Defense & Disaster Control	810.00	Reserve For Uncollected Taxes 75,218.00		1991 Taxes Cancelled, Abated or Adjusted	3,688.23
Environmental Inspection & Control	16,290.00	CAPITAL OUTLAY TOTAL 152,435.00		Transfer to Tax Title Liens or Foreclosed	
Other Public Safety		Public Enterprises 152,435.00		Balance Outstanding Dec. 31, 1991	61,439.30
PUBLIC WORKS		Recreation—Culture		PRIOR YEARS TAXES OUTSTANDING	
Streets and Drainage	42,716.74	Public Works		Balance January 1, 1991	57,388.68
Sewers and Sewage Processing	3,796.00	Buildings and Grounds		Collected in 1991	55,130.64
Garbage and Trash Disposal	12,000.00	Library and Education		Cancelled, Abated or Adjusted 1991	2,258.04
Public Buildings and Grounds	7,390.55	Conservation		Transfers to Tax Title Liens or Foreclosed	
Other Public Works	3,000.00	All Other		Balance December 31, 1991	
HEALTH and WELFARE		CAPITAL DEBT AUTHORIZED, DECEMBER 31, 1991		TAX TITLE LIENS OUTSTANDING	
Health Services Except Environmental	4,600.00	ISSUED AND UNISSUED		Balance January 1, 1991	
Welfare-Public Assistance	1,650.00	GROSS DEBT		Transfer From Taxes	
Hospital, Clinics, First Aid	500.00	NET DEBT		Redeemed in 1991	
Animal, Insect, & Rodent Control	3,100.00	School		Cancelled, Abated or Adjusted (1991)	
Other Welfare Services		Self-Liquidating		Transfers to Foreclosed Property	
RECREATION and CONSERVATION		Other 62,077		Balance December 31, 1991	
Beaches and Boardwalks		Total 62,077		PROPERTY ACQUIRED BY DEED OR FORECLOSURE	
Parks, Playgrounds, Shade Trees	9,879.63	ISSUED AND OUTSTANDING		Balance January 1, 1991	
Land Reclamation & Conservation	704.00	School		Transfers From Taxes or Liens	
Other Recreational Services	1,900.00	Self-Liquidating		Sale for Cash (1991)	
EDUCATION (excluding schools)		Other		Cancelled, Abated or Adjusted (1991)	
Libraries		Total		Balance December 31, 1991	
Other Educational Services		EQUALIZED VALUATION BASIS		CURRENT FINANCES DECEMBER 31, 1991	
STATUTORY EXPENDITURES		FOR NET DEBT COMPUTATION 42,311,345		ASSETS	
Pensions & F. L. C. A.	14,300.00	REAL PROPERTY VALUATIONS		Cash Dec. 31, 1991	383,162.58
Employee Fringe Benefits		Code Class # of Parcels % VAL'N ASSESSED VALUATION		Taxes Receivable	61,439.30
Other Statutory Expenditures	600.00	1 Vacant Land 57 4.18 1,735,800.00		Tax Title Liens	
CETA And Other Public Employment Programs		2 Residential 187 64.45 27,561,200.00		Foreclosed Property	
MUNICIPAL FUNCTIONS TOTAL	332,755.00	3 Farm 21 2.26 969,800.00		Emergencies & Other Deferred Charges	5,400.00
CAPITAL IMPROVEMENTS *MEMO*	12,000.00	4a Commercial 45 26.46 11,317,300.00		State and Federal Aid Receivable	490.00
DEBT SERVICE		4b Industrial 1 .35 150,200.00		Other Receivables	9,502.73
Principal Payments		4c Apartments 2 2.30 982,000.00		Total	459,994.66
Interest Payments		Total 313 42,766,300.00		LIABILITIES, RESERVES, AND SURPLUS	
DEFERRED CHARGES	9,375.00	Land Area 1.40 Sq. Miles		Cash Liabilities	203,722.12
SCHOOL, COUNTY, SPECIAL DISTRICT TAXES	714,324.33	Net Valuation Taxable-Municipal 43,240,369		Reserves for Receivables	65,729.30
RESERVE FOR UNCOLLECTED TAXES	75,218.00	Net Valuation Taxable-County 43,863,647		Surplus Dec. 31, 1991	190,543.24
EXPENDITURES TOTAL	1,131,672.33	State Equalized Valuation 42,254,354		Total	459,994.66
		State Equalization Ratio 102.36			

1902
Population 1980 4,506
Population 1990 5,438
S & P Rating
Moody Rating A

General Tax Rate Per \$100.
2.56
State Equalized Tax Rate
2.21

ANDOVER TOWNSHIP - SUSSEX COUNTY
Form of Government
Township Committee
Number of Members - 5

PER CAPITA:
Gross Debt 387.53
Net Debt 387.53
Debt Service 46.88
Total Tax Levy 1,403.75
Municipal Expenditures 556.75
PER CENT:
Gross Debt .61
Net Debt .61
Tax Levy Collected 95.25
Tax Levy Cancelled, Abated or Adjusted .19

EXPENDITURES		REVENUES-REALIZED		1991 PROPERTY TAX	
GENERAL GOVERNMENT				STATE EQUALIZED TAX RATE →	
Governing Body & Public Boards		1991 Property Taxes Collected		Local District School Taxes	
Municipal Clerk		7,281,103.44		Regional & Consolidated School Tax 1.28	
Financial Administration	94,584.24	1991 Payments in Lieu of Taxes		School Taxes in Municipal Budget	
Assessment of Taxes	19,945.59	Delinquent Tax & Lien Collections		County Taxes .39 *	
Collection of Taxes	35,359.75	Business Personalty Replacement Taxes		County Library Taxes .03	
Planning, Housing & Development	41,199.48	Taxes from Public Utilities		Local Municipal Purpose Taxes .51	
Human Resources	47,381.00	Other Miscellaneous Tax Revenues		Veteran & Senior Citizen Taxes	
Elections		State Aid Revenues		Total Taxes for Rate Computation 2.21	
General Administration (other)	321,626.49	Federal Aid Revenues		Special District Taxes	
JUDICIARY		State and Local Fiscal Assistance Act Utilized		Bank Corp. Taxes	
Municipal Courts	29,141.00	Sale of Acquired Property		Added and Omitted Taxes	
PUBLIC SAFETY		Other Miscellaneous Revenues		Total Taxes Levied - ABSTRACT	
Fire Protection	37,156.12	Total		Total Taxes Billed	
Police Protection	448,123.61	Prior Years Surplus Appropriated		1991 TAXES COLLECTED	
Civil Defense & Disaster Control		REVENUES TOTAL		1991 Taxes Cancelled, Abated or Adjusted	
Environmental Inspection & Control	34,457.27	Reserve For Uncollected Taxes		Transfer to Tax Title Liens or Foreclosed	
Other Public Safety		CAPITAL OUTLAY TOTAL		Balance Outstanding Dec. 31, 1991	
PUBLIC WORKS		687,450.80		PRIOR YEARS TAXES OUTSTANDING	
Streets and Drainage	389,450.00	Public Enterprises		Balance January 1, 1991	
Sewers and Sewage Processing		Recreation—Culture		Collected in 1991	
Garbage and Trash Disposal	421,895.00	Public Works		Cancelled, Abated or Adjusted 1991	
Public Buildings and Grounds	51,700.00	Buildings and Grounds		Transfers to Tax Title Liens or Foreclosed	
Other Public Works		Library and Education		Balance December 31, 1991	
HEALTH and WELFARE		Conservation		TAX TITLE LIENS OUTSTANDING	
Health Services Except Environmental	4,004.00	All Other		Balance January 1, 1991	
Welfare—Public Assistance	2,065.00	CAPITAL DEBT AUTHORIZED, DECEMBER 31, 1991		Transfer From Taxes	
Hospital, Clinics, First Aid		ISSUED AND UNISSUED GROSS DEBT NET DEBT		Redeemed in 1991	
Animal, Insect, & Rodent Control	13,100.00	School		Cancelled, Abated or Adjusted (1991)	
Other Welfare Services		Self-Liquidating		Transfers to Foreclosed Property	
RECREATION and CONSERVATION		Other		Balance December 31, 1991	
Beaches and Boardwalks		Total		PROPERTY ACQUIRED BY DEED OR	
Parks, Playgrounds, Shade Trees	17,564.00	2,107,400 2,107,400		FORECLOSURE	
Land Reclamation & Conservation	34,519.10	ISSUED AND OUTSTANDING		Balance January 1, 1991	
Other Recreational Services	5,000.00	School		Transfers From Taxes or Liens	
EDUCATION (excluding schools)		Self-Liquidating		Sale for Cash (1991)	
Libraries		Other		Cancelled, Abated or Adjusted (1991)	
Other Educational Services		Total		Balance December 31, 1991	
STATUTORY EXPENDITURES		EQUIALIZED VALUATION BASIS		CURRENT FINANCES DECEMBER 31, 1991	
Pensions & F. I. C. A.	113,170.12	FOR NET DEBT COMPUTATION		ASSETS	
Employee Fringe Benefits	135,101.84	REAL PROPERTY VALUATIONS		Cash Dec. 31, 1991	
Other Statutory Expenditures	100.00	Code Class # of Parcels % VAL'N		Taxes Receivable	
CETA And Other Public Employment Programs		ASSESSED VALUATION		Tax Title Liens	
MUNICIPAL FUNCTIONS TOTAL	2,300,643.61	1 Vacant Land 367 4.37		Foreclosed Property	
CAPITAL IMPROVEMENTS * MEMO *	10,000.00	2 Residential 1571 74.70		Emergencies & Other Deferred Charges	
DEBT SERVICE		3 Farm 237 4.99		State and Federal Aid Receivable	
Principal Payments	125,000.00	4a Commercial 95 13.79		Other Receivables	
Interest Payments	129,951.00	4b Industrial 12 1.33		Total	
		4c Apartments 10 .82		LIABILITIES, RESERVES, AND SURPLUS	
		Total 2292		Cash Liabilities	
DEFERRED CHARGES	3,674.00	Land Area 21.20 Sq. Miles		Reserves for Receivables	
SCHOOL, COUNTY, SPECIAL DISTRICT TAXES	5,937,337.76	Net Valuation Taxable-Municipal		Surplus Dec. 31, 1991	
RESERVE FOR UNCOLLECTED TAXES	463,336.00	Net Valuation Taxable-County		Total	
EXPENDITURES TOTAL	8,865,492.37	State Equalized Valuation		1,490,225.56	
		State Equalization Ratio		48.46	

1303
 Population 1980 17,015
 Population 1990 16,799
 S & P Rating
 Moody Rating A

General Tax Rate Per \$100. 3.69
 State Equalized Tax Rate 3.48

ASBURY PARK CITY - MONMOUTH CO.
 Form of Government
 Council-Manager (1923)
 Number of Members - 5

PER CAPITA:
 Gross Debt 1,059.44
 Net Debt 129.72
 Debt Service 52.96
 Total Tax Levy 898.20
 Municipal Expenditures 1,110.13
 PER CENT:
 Gross Debt 4.12
 Net Debt .50
 Tax Levy Collected 87.11
 Tax Levy Cancelled, Abated or Adjusted

EXPENDITURES		REVENUES-REALIZED		1991 PROPERTY TAX	
GENERAL GOVERNMENT				STATE EQUALIZED TAX RATE	
Governing Body & Public Boards	107,500.00	1991 Property Taxes Collected	13,144,017.18	Local District School Taxes	1.40 6,053,003.25
Municipal Clerk	98,729.00	1991 Payments in Lieu of Taxes	358,191.00	Regional & Consolidated School Tax	
Financial Administration	295,252.00	Delinquent Tax & Lien Collections	1,587,210.86	School Taxes in Municipal Budget	
Assessment of Taxes	143,738.00	Business Personalty Replacement Taxes	466,926.13	County Taxes	.44 * 21,000.00
Collection of Taxes	136,400.00	Taxes from Public Utilities	929,832.00	County Library Taxes	
Planning, Housing & Development	113,675.00	Other Miscellaneous Tax Revenues	2,840.68	Local Municipal Purpose Taxes	1.63 7,080,508.31
Human Resources	1,029,446.00	State Aid Revenues	6,802,897.68	Veteran & Senior Citizen Taxes	
Elections	4,000.00	Federal Aid Revenues		Total Taxes for Rate Computation	3.47 15,109,489.18
General Administration (other)	1,649,414.10	State and Local Fiscal Assistance Act Utilized		Special District Taxes	
JUDICIARY		Sale of Acquired Property		Bank Corp. Taxes	
Municipal Courts	183,250.00	Other Miscellaneous Revenues	1,327,472.36	Added and Omitted Taxes	34,189.52
PUBLIC SAFETY		Total	24,619,387.89	Total Taxes Levied - ABSTRACT	15,088,778.70
Fire Protection	2,530,260.99	Prior Years Surplus Appropriated	84,000.00	Total Taxes Billed	15,088,778.70
Police Protection	2,666,414.87	REVENUES TOTAL	24,703,387.89	1991 TAXES COLLECTED	13,144,017.18
Civil Defense & Disaster Control	3,000.00	Reserve For Uncollected Taxes	2,138,450.75	1991 Taxes Cancelled, Abated or Adjusted	
Environmental Inspection & Control	94,775.00			Transfer to Tax Title Liens or Foreclosed	
Other Public Safety		CAPITAL OUTLAY TOTAL		Balance Outstanding Dec. 31, 1991	1,944,761.52
PUBLIC WORKS				PRIOR YEARS TAXES OUTSTANDING	
Streets and Drainage	559,000.00	Public Enterprises		Balance January 1, 1991	1,938,837.95
Sewers and Sewage Processing	1,527,000.00	Recreation-Culture		Collected in 1991	1,587,210.86
Garbage and Trash Disposal		Public Works		Cancelled, Abated or Adjusted 1991	
Public Buildings and Grounds	219,662.00	Buildings and Grounds		Transfers to Tax Title Liens or Foreclosed	
Other Public Works	26,612.00	Library and Education		Balance December 31, 1991	351,627.09
HEALTH and WELFARE		Conservation		TAX TITLE LIENS OUTSTANDING	
Health Services Except Environmental	36,331.00	All Other		Balance January 1, 1991	906,124.30
Welfare-Public Assistance	192,701.00	CAPITAL DEBT AUTHORIZED, DECEMBER 31, 1991		Transfer From Taxes	
Hospital, Clinics, First Aid		ISSUED AND UNISSUED		Redeemed in 1991	
Animal, Insect, & Rodent Control		School	15,266,300	Cancelled, Abated or Adjusted (1991)	
Other Welfare Services		Self-Liquidating	352,000	Transfers to Foreclosed Property	
RECREATION and CONSERVATION		Other	2,179,238	Balance December 31, 1991	906,124.30
Beaches and Boardwalks	75,000.00	Total	17,797,538	PROPERTY ACQUIRED BY DEED OR	
Parks, Playgrounds, Shade Trees	4,200.00			FORECLOSURE	
Land Reclamation & Conservation		ISSUED AND OUTSTANDING		Balance January 1, 1991	602,500.00
Other Recreational Services	27,000.00	School	7,499,000.00	Transfers From Taxes or Liens	
EDUCATION (excluding schools)		Self-Liquidating		Sale for Cash (1991)	
Libraries	193,000.00	Other	1,652,000.00	Cancelled, Abated or Adjusted (1991)	
Other Educational Services		Total	9,151,000.00	Balance December 31, 1991	602,500.00
STATUTORY EXPENDITURES		EQUALIZED VALUATION BASIS		CURRENT FINANCES DECEMBER 31, 1991	
Pensions & F. I. C. A.	1,281,527.61	FOR NET DEBT COMPUTATION	432,238,126	ASSETS	
Employee Fringe Benefits	1,989,946.00	REAL PROPERTY VALUATIONS		Cash Dec. 31, 1991	4,169,245.13
Other Statutory Expenditures		Code Class # of Parcels % VAL'N		Taxes Receivable	2,296,388.61
CETA And Other Public Employment Programs		1 Vacant Land 267 1.23	4,880,500.00	Tax Title Liens	906,124.30
MUNICIPAL FUNCTIONS TOTAL	15,197,834.57	2 Residential 2664 54.53	216,274,650.00	Foreclosed Property	602,500.00
CAPITAL IMPROVEMENTS *MEMO*	1,000.00	3 Farm		Emergencies & Other Deferred Charges	35,700.00
DEBT SERVICE		4a Commercial 437 24.86	98,622,100.00	State and Federal Aid Receivable	1,091,570.04
Principal Payments	323,000.00	4b Industrial 7 .39	1,564,900.00	Other Receivables	70,323.69
Interest Payments	566,635.72	4c Apartments 170 18.98	75,294,300.00	Total	9,171,851.77
TYPE I SCHL DEBT *MEMO	186,060.50	Total 3545	396,636,450.00	LIABILITIES, RESERVES, AND SURPLUS	
DEFERRED CHARGES	423,189.17	Land Area 1.50 Sq. Miles		Cash Liabilities	4,528,194.34
SCHOOL COUNTY, SPECIAL DISTRICT TAXES	7,974,080.37	Net Valuation Taxable-Municipal	408,534,932	Reserves for Receivables	3,875,336.60
RESERVE FOR UNCOLLECTED TAXES	2,138,450.75	Net Valuation Taxable-County	466,062,528	Surplus Dec. 31, 1991	768,320.83
EXPENDITURES TOTAL	26,623,191.08	State Equalized Valuation	432,376,008	Total	9,171,851.77
		State Equalization Ratio	94.33		

0102
Population 1980 40,199
Population 1990 37,986
S & P Rating A-
Moody Rating BAA1

General Tax Rate Per \$100. 2.33
State Equalized Tax Rate 1.92

ATLANTIC CITY CITY - ATLANTIC COUNTY
Form of Government
Mayor-Council Plan D (OMCL 50)
Number of Members - 5

PER CAPITA:
Gross Debt 4,689.08
Net Debt 1,835.87
Debt Service 266.16
Total Tax Levy 3,896.84
Municipal Expenditures 3,266.21
PER CENT:
Gross Debt 2.39
Net Debt .94
Tax Levy Collected 93.94
Tax Levy Cancelled, Abated or Adjusted .03

EXPENDITURES		REVENUES-REALIZED		1991 PROPERTY TAX	
GENERAL GOVERNMENT				STATE EQUALIZED TAX RATE .41	
Governing Body & Public Boards	1,046,895.42	1991 Property Taxes Collected		Local District School Taxes	32,816,440.50
Municipal Clerk		1991 Payments in Lieu of Taxes		Regional & Consolidated School Tax	
Financial Administration	1,429,192.94	Delinquent Tax & Lien Collections		School Taxes in Municipal Budget	
Assessment of Taxes	395,801.81	Business Personalty Replacement Taxes		County Taxes	31,213,451.85
Collection of Taxes	553,248.78	Taxes from Public Utilities		County Library Taxes	
Planning, Housing & Development	1,134,123.61	Other Miscellaneous Tax Revenues		Local Municipal Purpose Taxes	83,528,762.16
Human Resources	608,870.00	State Aid Revenues		Veteran & Senior Citizen Taxes	241,375.00
Elections		Federal Aid Revenues		Total Taxes for Rate Computation	147,800,029.51
General Administration (other)	18,922,033.85	State and Local Fiscal Assistance Act Utilized		Special District Taxes	
JUDICIARY		Sale of Acquired Property		Bank Corp. Taxes	
Municipal Courts	1,311,708.68	Other Miscellaneous Revenues		Added and Omitted Taxes	466,635.87
PUBLIC SAFETY		Total		Total Taxes Levied - ABSTRACT	148,025,290.38
Fire Protection	14,788,823.94	Prior Years Surplus Appropriated		Total Taxes Billed	148,040,091.32
Police Protection	28,736,380.87	REVENUES TOTAL		1991 TAXES COLLECTED	139,065,306.42
Civil Defense & Disaster Control		Reserve For Uncollected Taxes		1991 Taxes Cancelled, Abated or Adjusted	42,184.98
Environmental Inspection & Control	2,526,444.81	CAPITAL OUTLAY TOTAL		Transfer to Tax Title Liens or Foreclosed	1,554,025.69
Other Public Safety	103,314.82			Balance Outstanding Dec. 31, 1991	7,376,574.23
PUBIC WORKS		Public Enterprises		PRIOR YEARS TAXES OUTSTANDING	
Streets and Drainage	8,789,955.65	Recreation-Culture		Balance January 1, 1991	13,607,609.56
Sewers and Sewage Processing	63,872.00	Public Works		Collected in 1991	6,131,587.27
Garbage and Trash Disposal		Buildings and Grounds		Cancelled, Abated or Adjusted 1991	2,293,145.67
Public Buildings and Grounds		Library and Education		Transfers to Tax Title Liens or Foreclosed	1,207,759.72
Other Public Works	2,203,107.19	Conservation		Balance December 31, 1991	3,975,116.90
HEALTH and WELFARE		All Other		TAX TITLE LIENS OUTSTANDING	
Health Services Except Environmental	4,219,643.42	CAPITAL DEBT AUTHORIZED, DECEMBER 31, 1991		Balance January 1, 1991	4,874,835.98
Welfare-Public Assistance	2,153,298.21	ISSUED AND UNISSUED GROSS DEBT NET DEBT		Transfer From Taxes	3,065,281.62
Hospital, Clinics, First Aid		School 108,101,000		Redeemed in 1991	725,330.68
Animal, Insect, & Rodent Control		Self-Liquidating 164,145		Cancelled, Abated or Adjusted (1991)	
Other Welfare Services		Other 69,854,400		Transfers to Foreclosed Property	
RECREATION and CONSERVATION		Total 178,119,545		Balance December 31, 1991	7,214,786.92
Beaches and Boardwalks		ISSUED AND OUTSTANDING		PROPERTY ACQUIRED BY DEED OR FORECLOSURE	
Parks, Playgrounds, Shade Trees	2,000,172.40	School 25,101,000.00		Balance January 1, 1991	5,205,872.00
Land Reclamation & Conservation	120,257.06	Self-Liquidating 56,000.00		Transfers From Taxes or Liens	
Other Recreational Services		Other 59,889,000.00		Sale for Cash (1991)	
EDUCATION (excluding schools)		Total 85,046,000.00		Cancelled, Abated or Adjusted (1991)	
Libraries	2,363,618.56	EQUALIZED VALUATION BASIS		Balance December 31, 1991	5,205,872.00
Other Educational Services	255,000.00	FOR NET DEBT COMPUTATION		CURRENT FINANCES DECEMBER 31, 1991	
STATUTORY EXPENDITURES		REAL PROPERTY VALUATIONS		ASSETS	
Pensions & F. L. C. A.	10,903,809.89	Code Class # of Parcels % VAL'N ASSESSED VALUATION		Cash Dec. 31, 1991	26,796,326.49
Employee Fringe Benefits		1 Vacant Land 2800 4.53 286,108,600.00		Taxes Receivable	11,353,691.13
Other Statutory Expenditures	400,000.00	2 Residential 11342 14.29 902,753,992.00		Tax Title Liens	7,214,786.92
CETA And Other Public Employment Programs		3 Farm		Foreclosed Property	5,205,872.00
MUNICIPAL FUNCTIONS TOTAL	105,044,573.91	4a Commercial 2169 78.53 4,962,807,000.00		Emergencies & Other Deferred Charges	
CAPITAL IMPROVEMENTS *MEMO*	647,500.00	4b Industrial 13 .34 21,728,700.00		State and Federal Aid Receivable	2,732,785.49
DEBT SERVICE		4c Apartments 232 2.31 145,866,100.00		Other Receivables	947,017.45
Principal Payments	5,916,000.00	Total 16556 6,319,264,392.00		Total	54,250,479.48
Interest Payments	4,194,347.03	Land Area 11.34 Sq. Miles		LIABILITIES, RESERVES, AND SURPLUS	
TYPE I SCHL DEBT *MEMO*	426,423.75	Net Valuation Taxable-Municipal		Cash Liabilities	22,629,330.92
DEFERRED CHARGES	855,133.10	Net Valuation Taxable-County		Reserves for Receivables	24,641,433.63
SCHOOL, COUNTY, SPECIAL DISTRICT TAXES	64,029,892.35	State Equalized Valuation		Surplus Dec. 31, 1991	6,975,714.93
RESERVE FOR UNCOLLECTED TAXES	3,059,081.92	State Equalization Ratio		Total	54,250,479.48
EXPENDITURES TOTAL	188,100,028.31				

1304

Population 1980 4,950
 Population 1990 4,629
 S & P Rating BBB+
 Moody Rating A

General Tax Rate Per \$100. 2.00
 State Equalized Tax Rate 2.07

ATLANTIC HIGHLANDS - MONMOUTH CO.
 Form of Government
 Borough Council
 Number of Members - 6

PER CAPITA: Gross Debt 1,834.46
 Net Debt 412.19
 Debt Service 47.88
 Total Tax Levy 1,437.27
 Municipal Expenditures 750.02
 PER CENT: Gross Debt 2.64
 Net Debt .59
 Tax Levy Collected 93.36
 Tax Levy Cancelled, Abated or Adjusted 1.47

EXPENDITURES		REVENUES-REALIZED		1991 PROPERTY TAX	
GENERAL GOVERNMENT		1991 Property Taxes Collected		STATE EQUALIZED TAX RATE	
Governing Body & Public Boards		1991 Payments in Lieu of Taxes	6,212,137.62	Local District School Taxes	.56 1,807,103.00
Municipal Clerk		Delinquent Tax & Lien Collections	284,338.75	Regional & Consolidated School Tax	.52 1,673,224.38
Financial Administration	46,500.00	Business Personalty Replacement Taxes	33,875.44	School Taxes in Municipal Budget	
Assessment of Taxes	25,250.00	Taxes from Public Utilities	225,587.00	County Taxes	.41 * 1,311,769.81
Collection of Taxes	46,380.00	Other Miscellaneous Tax Revenues		County Library Taxes	.01 47,823.33
Planning, Housing & Development	23,800.00	State Aid Revenues	258,496.88	Local Municipal Purpose Taxes	.56 1,785,130.69
Human Resources	58,947.84	Federal Aid Revenues		Veteran & Senior Citizen Taxes	
Elections	1,700.00	State and Local Fiscal Assistance Act Utilized		Total Taxes for Rate Computation	2.06 6,663,051.21
General Administration (other)	310,317.00	Sale of Acquired Property		Special District Taxes	
JUDICIARY		Other Miscellaneous Revenues	499,717.72	Bank Corp. Taxes	
Municipal Courts	82,054.40	Total	7,514,653.41	Added and Omitted Taxes	28,068.01
PUBLIC SAFETY		Prior Years Surplus Appropriated	450,000.00	Total Taxes Levied - ABSTRACT	6,653,119.22
Fire Protection	53,968.00	REVENUES TOTAL	7,964,653.41	Total Taxes Billed	6,653,994.85
Police Protection	697,142.44	Reserve For Uncollected Taxes	602,907.18	1991 TAXES COLLECTED	6,212,137.62
Civil Defense & Disaster Control	2,000.00	CAPITAL OUTLAY TOTAL	664,824.39	1991 Taxes Cancelled, Abated or Adjusted	97,553.77
Environmental Inspection & Control	42,380.00	Public Enterprises	273,977.07	Transfer to Tax Title Liens or Foreclosed	14,626.80
Other Public Safety		Recreation—Culture	146,255.60	Balance Outstanding Dec. 31, 1991	329,676.66
PUBLIC WORKS		Public Works	78,662.57	PRIOR YEARS TAXES OUTSTANDING	
Streets and Drainage	166,563.00	Buildings and Grounds	160,929.15	Balance January 1, 1991	284,676.60
Sewers and Sewage Processing		Library and Education		Collected in 1991	256,606.92
Garbage and Trash Disposal	346,904.48	Conservation		Cancelled, Abated or Adjusted 1991	
Public Buildings and Grounds	62,359.00	All Other		Transfers to Tax Title Liens or Foreclosed	4,212.50
Other Public Works	95,375.00	CAPITAL DEBT AUTHORIZED, DECEMBER 31, 1991		Balance December 31, 1991	23,857.18
HEALTH and WELFARE		ISSUED AND UNISSUED		TAX TITLE LIENS OUTSTANDING	
Health Services Except Environmental	3,647.00	School	920,000.00	Balance January 1, 1991	49,297.65
Welfare-Public Assistance	3,287.00	Self-Liquidating	5,247,534	Transfer From Taxes	22,739.14
Hospital, Clinics, First Aid		Other	2,324,200	Redeemed in 1991	28,231.83
Animal, Insect, & Rodent Control	7,540.00	Total	8,491,734	Cancelled, Abated or Adjusted (1991)	
Other Welfare Services		ISSUED AND OUTSTANDING		Transfers to Foreclosed Property	
RECREATION and CONSERVATION		School	920,000.00	Balance December 31, 1991	43,804.96
Beaches and Boardwalks		Self-Liquidating	5,231,914.07	PROPERTY ACQUIRED BY DEED OR	
Parks, Playgrounds, Shade Trees		Other	1,468,700.00	FORECLOSURE	
Land Reclamation & Conservation	53,375.00	Total	7,620,614.07	Balance January 1, 1991	25,030.00
Other Recreational Services		EQUALIZED VALUATION BASIS		Transfers From Taxes or Liens	
EDUCATION (excluding schools)		FOR NET DEBT COMPUTATION	321,524,826	Sale for Cash (1991)	
Libraries	28,233.75	REAL PROPERTY VALUATIONS		Cancelled, Abated or Adjusted (1991)	
Other Educational Services		Code Class # of Parcels % VAL'N ASSESSED VALUATION		Balance December 31, 1991	25,030.00
STATUTORY EXPENDITURES		1 Vacant Land 185 3.44 11,249,600.00		CURRENT FINANCES DECEMBER 31, 1991	
Pensions & F. I. C. A.	196,032.00	2 Residential 1473 82.38 269,737,944.00		ASSETS	
Employee Fringe Benefits	197,062.00	3 Farm		Cash Dec. 31, 1991	889,571.12
Other Statutory Expenditures		4a Commercial 84 8.94 29,267,000.00		Taxes Receivable	353,533.84
CETA And Other Public Employment Programs		4b Industrial 4 .73 2,388,400.00		Tax Title Liens	43,804.96
MUNICIPAL FUNCTIONS TOTAL	2,550,817.91	4c Apartments 9 4.52 14,804,600.00		Foreclosed Property	25,030.00
CAPITAL IMPROVEMENTS *MEMO*	20,000.00	Total 1755 327,447,544.00		Emergencies & Other Deferred Charges	98,567.81
DEBT SERVICE				State and Federal Aid Receivable	
Principal Payments	136,500.00			Other Receivables	46,513.38
Interest Payments	85,122.50			Total	1,457,021.11
DEFERRED CHARGES	96,511.62			LIABILITIES, RESERVES, AND SURPLUS	
SCHOOL, COUNTY, SPECIAL DISTRICT TAXES	4,839,920.52			Cash Liabilities	628,528.25
RESERVE FOR UNCOLLECTED TAXES	602,907.18			Reserves for Receivables	468,882.18
EXPENDITURES TOTAL	8,311,779.73			Surplus Dec. 31, 1991	359,610.68
				Total	1,457,021.11

0401
Population 1980 9,533
Population 1990 9,205
S & P Rating
Moody Rating A

General Tax Rate Per \$100. 3.76
State Equalized Tax Rate 2.30

AUDUBON BOROUGH - CAMDEN COUNTY
Form of Government
Commission (1911)
Number of Members - 3

PER CAPITA:
Gross Debt 561.60
Net Debt 340.96
Debt Service 39.68
Total Tax Levy 925.57
Municipal Expenditures 470.49
PER CENT:
Gross Debt 1.50
Net Debt .91
Tax Levy Collected 96.43
Tax Levy Cancelled, Abated or Adjusted .03

EXPENDITURES		REVENUES-REALIZED		1991 PROPERTY TAX	
GENERAL GOVERNMENT				STATE EQUALIZED TAX RATE	
Governing Body & Public Boards	70,058.00	1991 Property Taxes Collected	8,219,505.00	Local District School Taxes	1.07 3,940,227.00
Municipal Clerk		1991 Payments in Lieu of Taxes	20,000.00	Regional & Consolidated School Tax	
Financial Administration	32,650.00	Delinquent Tax & Lien Collections	276,685.00	School Taxes in Municipal Budget	
Assessment of Taxes	17,925.00	Business Personalty Replacement Taxes	149,536.00	County Taxes	.82 3,038,652.29
Collection of Taxes	145,794.00	Taxes from Public Utilities	573,811.00	County Library Taxes	
Planning, Housing & Development	14,627.00	Other Miscellaneous Tax Revenues		Local Municipal Purpose Taxes	.41 1,505,151.00
Human Resources	117,902.00	State Aid Revenues	462,467.00	Veteron & Senior Citizen Taxes	
Elections	8,500.00	Federal Aid Revenues		Total Taxes for Rate Computation	2.30 8,622,730.29
General Administration (other)	517,865.00	State and Local Fiscal Assistance Act Utilized		Special District Taxes	
JUDICIARY		Sale of Acquired Property		Bank Corp. Taxes	
Municipal Courts	110,831.00	Other Miscellaneous Revenues	512,925.00	Added and Omitted Taxes	35,870.00
PUBLIC SAFETY		Total	10,214,929.00	Total Taxes Levied - ABSTRACT	8,519,900.29
Fire Protection	118,002.00	Prior Years Surplus Appropriated	1,070,664.00	Total Taxes Billed	8,523,560.00
Police Protection	658,904.00	REVENUES TOTAL	11,285,593.00	1991 TAXES COLLECTED	8,219,505.00
Civil Defense & Disaster Control	12,950.00	Reserve For Uncollected Taxes	373,919.00	1991 Taxes Cancelled, Abated or Adjusted	2,814.00
Environmental Inspection & Control	22,900.00	CAPITAL OUTLAY TOTAL	466,875.00	Transfer to Tax Title Liens or Foreclosed	11,516.00
Other Public Safety				Balance Outstanding Dec. 31, 1991	289,725.00
PUBLIC WORKS				PRIOR YEARS TAXES OUTSTANDING	
Streets and Drainage	299,234.00	Public Enterprises		Balance January 1, 1991	279,667.00
Sewers and Sewage Processing	10,000.00	Recreation-Culture		Collected in 1991	276,685.00
Garbage and Trash Disposal	602,872.00	Public Works	34,543.00	Cancelled, Abated or Adjusted 1991	2,151.00
Public Buildings and Grounds	68,510.00	Buildings and Grounds	432,332.00	Transfers to Tax Title Liens or Foreclosed	831.00
Other Public Works	57,200.00	Library and Education		Balance December 31, 1991	
HEALTH and WELFARE		Conservation		TAX TITLE LIENS OUTSTANDING	
Health Services Except Environmental	9,150.00	All Other		Balance January 1, 1991	25,688.00
Welfare-Public Assistance	15,145.00	CAPITAL DEBT AUTHORIZED, DECEMBER 31, 1991		Transfer From Taxes	13,220.00
Hospital, Clinics, First Aid		ISSUED AND UNISSUED		Redeemed in 1991	
Animal, Insect, & Rodent Control		School	2,031,000	Cancelled, Abated or Adjusted (1991)	
Other Welfare Services		Self-Liquidating		Transfers to Foreclosed Property	
RECREATION and CONSERVATION		Other	3,138,509	Balance December 31, 1991	38,908.00
Beaches and Boardwalks	2,300.00	Total	5,169,509	PROPERTY ACQUIRED BY DEED OR	
Parks, Playgrounds, Shade Trees	400.00	ISSUED AND OUTSTANDING		FORECLOSURE	
Land Reclamation & Conservation	4,763.00	School	2,031,000.00	Balance January 1, 1991	285.00
Other Recreational Services	8,800.00	Self-Liquidating		Transfers From Taxes or Liens	
EDUCATION (excluding schools)		Other	2,677,759.00	Sale for Cash (1991)	
Libraries	117,710.00	Total	4,708,759.00	Cancelled, Abated or Adjusted (1991)	
Other Educational Services	300.00	EQUALIZED VALUATION BASIS		Balance December 31, 1991	285.00
STATUTORY EXPENDITURES		FOR NET DEBT COMPUTATION	344,274,943	CURRENT FINANCES DECEMBER 31, 1991	
Pensions & F. I. C. A.	259,800.00	REAL PROPERTY VALUATIONS		ASSETS	
Employee Fringe Benefits	260,500.00	Code Class # of Parcels % VAL'N		Cash Dec. 31, 1991	2,736,203.00
Other Statutory Expenditures	11,000.00	1 Vacant Land 58 .36	811,700.00	Taxes Receivable	289,725.00
CETA And Other Public Employment Programs		2 Residential 2994 83.58	188,088,380.00	Tax Title Liens	38,908.00
MUNICIPAL FUNCTIONS TOTAL	3,576,592.00	3 Farm		Foreclosed Property	285.00
CAPITAL IMPROVEMENTS *MEMO*	50,000.00	4a Commercial 147 13.47	30,306,500.00	Emergencies & Other Deferred Charges	334.00
DEBT SERVICE		4b Industrial 3 .28	629,900.00	State and Federal Aid Receivable	74,932.00
Principal Payments	175,000.00	4c Apartments 12 2.31	5,198,600.00	Other Receivables	31,364.00
Interest Payments	190,250.00	Total 3214	225,035,080.00	Total	3,171,751.00
DEFERRED CHARGES	15,143.00	Land Area 1.48 Sq. Miles		LIABILITIES, RESERVES, AND SURPLUS	
SCHOOL, COUNTY, SPECIAL DISTRICT TAXES	6,978,879.29	Net Valuation Taxable-Municipal	225,469,339	Cash Liabilities	1,469,330.00
RESERVE FOR UNCOLLECTED TAXES	373,919.00	Net Valuation Taxable-Caunty	358,194,579	Reserves for Receivables	360,282.00
EXPENDITURES TOTAL	11,309,783.29	State Equalized Valuation	368,981,721	Surplus Dec. 31, 1991	1,342,139.00
		State Equalization Ratio	61.06	Total	3,171,751.00

0402
 Population 1980 1,274
 Population 1990 1,150
 S & P Rating
 Moody Rating

General Tax Rate Per \$100.
 State Equalized Tax Rate
 3.07
 3.59

AUDUBON PARK BOROUGH - CAMDEN CO.
 Form of Government
 Borough Council
 Number of Members - 6

PER CAPITA:
 Gross Debt 54.43
 Net Debt 53.82
 Debt Service 3.83
 Total Tax Levy 248.13
 Municipal Expenditures 313.95
 PER CENT:
 Gross Debt 1.03
 Net Debt 1.01
 Tax Levy Collected 100.00
 Tax Levy Cancelled, Abated or Adjusted 11.58

EXPENDITURES		REVENUES-REALIZED		1991 PROPERTY TAX	
GENERAL GOVERNMENT				STATE EQUALIZED TAX RATE	
Governing Body & Public Boards		1991 Property Taxes Collected	285,528.25	Local District School Taxes	75,103.00
Municipal Clerk		1991 Payments in Lieu of Taxes		Regional & Consolidated School Tax	
Financial Administration	18,337.00	Delinquent Tax & Lien Collections		School Taxes in Municipal Budget	
Assessment of Taxes	925.00	Business Personalty Replacement Taxes	8,899.36	County Taxes	30,970.94
Collection of Taxes	625.00	Taxes from Public Utilities	16,849.00	County Library Taxes	2,450.08
Planning, Housing & Development		Other Miscellaneous Tax Revenues		Local Municipal Purpose Taxes	126,826.00
Human Resources	38,732.76	State Aid Revenues	125,549.85	Veteran & Senior Citizen Taxes	
Elections	2,400.00	Federal Aid Revenues		Total Taxes for Rate Computation	285,350.04
General Administration (other)	68,022.92	State and Local Fiscal Assistance Act Utilized		Special District Taxes	
JUDICIARY		Sale of Acquired Property		Bank Corp. Taxes	
Municipal Courts	32,507.00	Other Miscellaneous Revenues	66,587.97	Added and Omitted Taxes	
PUBLIC SAFETY		Total	503,414.43	Total Taxes Levied - ABSTRACT	285,350.04
Fire Protection		Prior Years Surplus Appropriated	40,063.71	Total Taxes Billed	285,528.25
Police Protection	108,175.19	REVENUES TOTAL	543,478.14	1991 TAXES COLLECTED	285,528.25
Civil Defense & Disaster Control	1,800.00	Reserve For Uncollected Taxes		1991 Taxes Cancelled, Abated or Adjusted	33,050.00
Environmental Inspection & Control				Transfer to Tax Title Liens or Foreclosed	
Other Public Safety				Balance Outstanding Dec. 31, 1991	
PUBLIC WORKS		CAPITAL OUTLAY TOTAL	2,998.52	PRIOR YEARS TAXES OUTSTANDING	
Streets and Drainage	1,100.00	Public Enterprises		Balance January 1, 1991	
Sewers and Sewage Processing		Recreation—Culture		Collected in 1991	
Garbage and Trash Disposal		Public Works		Cancelled, Abated or Adjusted 1991	
Public Buildings and Grounds	7,801.00	Buildings and Grounds	2,998.52	Transfers to Tax Title Liens or Foreclosed	
Other Public Works		Library and Education		Balance December 31, 1991	
HEALTH and WELFARE		Conservation		TAX TITLE LIENS OUTSTANDING	
Health Services Except Environmental	2,825.26	All Other		Balance January 1, 1991	
Welfare—Public Assistance	5,000.00			Transfer From Taxes	
Hospital, Clinics, First Aid		CAPITAL DEBT AUTHORIZED, DECEMBER 31, 1991		Redeemed in 1991	
Animal, Insect, & Rodent Control	2,200.00	ISSUED AND UNISSUED GROSS DEBT		Cancelled, Abated or Adjusted (1991)	
Other Welfare Services		School		Transfers to Foreclosed Property	
RECREATION and CONSERVATION		Self-Liquidating		Balance December 31, 1991	
Beaches and Boardwalks		Other	62,589	PROPERTY ACQUIRED BY DEED OR	
Parks, Playgrounds, Shade Trees	600.00	Total	62,589	FORECLOSURE	
Land Reclamation & Conservation				Balance January 1, 1991	
Other Recreational Services	3,250.00	ISSUED AND OUTSTANDING		Transfers From Taxes or Liens	
EDUCATION (excluding schools)		School		Sale for Cash (1991)	
Libraries	5,825.00	Self-Liquidating		Cancelled, Abated or Adjusted (1991)	
Other Educational Services		Other		Balance December 31, 1991	
STATUTORY EXPENDITURES		Total	49,000.00	CURRENT FINANCES DECEMBER 31, 1991	
Pensions & F. I. C. A.	28,200.85	EQUALIZED VALUATION BASIS		ASSETS	
Employee Fringe Benefits	22,500.00	FOR NET DEBT COMPUTATION	6,099,553	Cash Dec. 31, 1991	120,686.51
Other Statutory Expenditures	2,500.00	REAL PROPERTY VALUATIONS		Taxes Receivable	
CETA And Other Public Employment Programs		Code Class # of Parcels % VAL'N		Tax Title Liens	
MUNICIPAL FUNCTIONS TOTAL	353,326.98	1 Vacant Land		Foreclosed Property	
CAPITAL IMPROVEMENTS *MEMO*		2 Residential		Emergencies & Other Deferred Charges	1,043.52
DEBT SERVICE		3 Farm		State and Federal Aid Receivable	6,582.00
Principal Payments		4a Commercial		Other Receivables	5,743.33
Interest Payments	4,400.94	4b Industrial		Total	134,055.36
		4c Apartments 1	9,267,500.00	LIABILITIES, RESERVES, AND SURPLUS	
		Total 1	9,267,500.00	Cash Liabilities	41,115.82
DEFERRED CHARGES	3,319.50	Land Area .15 Sq. Miles		Reserves for Receivables	5,743.33
SCHOOL, COUNTY, SPECIAL DISTRICT TAXES	158,524.04	Net Valuation Taxable-Municipal	9,309,694	Surplus Dec. 31, 1991	87,196.21
RESERVE FOR UNCOLLECTED TAXES		Net Valuation Taxable-County	9,538,824	Total	134,055.36
EXPENDITURES TOTAL	519,571.46	State Equalized Valuation	7,967,876		
		State Equalization Ratio	116.93		

0501
 Population 1980 2,162
 Population 1990 1,809
 S & P Rating
 Moody Rating AAA

General Tax Rate Per \$100.
 State Equalized Tax Rate

AVALON BOROUGH - CAPE MAY COUNTY
 Form of Government
 Mayor-Council Plan B (OMCL 50)
 Number of Members - 5

PER CAPITA:
 Gross Debt 444.36
 Net Debt 4,940.30
 Debt Service 952.31
 Total Tax Levy 7,018.63
 Municipal Expenditures 4,590.19

PER CENT:
 Gross Debt 1.28
 Net Debt .61
 Tax Levy Collected 95.22
 Tax Levy Cancelled, Abated or Adjusted .03

EXPENDITURES		REVENUES-REALIZED		1991 PROPERTY TAX	
GENERAL GOVERNMENT				STATE EQUALIZED TAX RATE	
Governing Body & Public Boards	123,405.24	1991 Property Taxes Collected	12,201,465.32	Local District School Taxes	.08 1,313,601.50
Municipal Clerk	104,540.77	1991 Payments in Lieu of Taxes		Regional & Consolidated School Tax	
Financial Administration	224,138.58	Delinquent Tax & Lien Collections	451,842.55	School Taxes in Municipal Budget	
Assessment of Taxes	54,610.00	Business Personalty Replacement Taxes	31,032.60	County Taxes	.35 * 5,728,440.31
Collection of Taxes	44,920.00	Taxes from Public Utilities	429,876.00	County Library Taxes	.02 361,240.10
Planning, Housing & Development	29,935.22	Other Miscellaneous Tax Revenues	18,156.57	Local Municipal Purpose Taxes	.32 5,238,000.00
Human Resources	60,203.50	State Aid Revenues	117,748.34	Veteran & Senior Citizen Taxes	
Elections	6,500.00	Federal Aid Revenues		Total Taxes for Rate Computation	.77 12,665,981.91
General Administration (other)	362,280.00	State and Local Fiscal Assistance Act Utilized		Special District Taxes	
JUDICIARY		Sale of Acquired Property		Bank Corp. Taxes	
Municipal Courts	82,700.00	Other Miscellaneous Revenues	2,234,312.09	Added and Omitted Taxes	
PUBLIC SAFETY		Total	15,484,433.47	Total Taxes Levied - ABSTRACT	12,696,708.54
Fire Protection	65,675.25	Prior Years Surplus Appropriated	130,000.00	Total Taxes Billed	12,814,634.55
Police Protection	1,471,806.34	REVENUES TOTAL	15,614,433.47	1991 TAXES COLLECTED	12,201,465.32
Civil Defense & Disaster Control	5,360.00	Reserve For Uncollected Taxes	592,000.00	1991 Taxes Cancelled, Abated or Adjusted	3,996.84
Environmental Inspection & Control	124,369.86	CAPITAL OUTLAY TOTAL	1,490,631.23	Transfer to Tax Title Liens or Foreclosed	81,141.69
Other Public Safety				Balance Outstanding Dec. 31, 1991	528,030.70
PUBLIC WORKS				PRIOR YEARS TAXES OUTSTANDING	
Streets and Drainage	340,200.00	Public Enterprises	390,631.37	Balance January 1, 1991	521,867.52
Sewers and Sewage Processing	279,996.00	Recreation-Culture		Collected in 1991	449,582.97
Garbage and Trash Disposal	640,000.00	Public Works	1,537.42	Cancelled, Abated or Adjusted 1991	
Public Buildings and Grounds		Buildings and Grounds	1,098,462.44	Transfers to Tax Title Liens or Foreclosed	58,018.75
Other Public Works	569,830.60	Library and Education		Balance December 31, 1991	14,265.80
HEALTH and WELFARE		Conservation		TAX TITLE LIENS OUTSTANDING	
Health Services Except Environmental	5,303.00	All Other		Balance January 1, 1991	17,489.89
Welfare-Public Assistance	1,670.00	CAPITAL DEBT AUTHORIZED, DECEMBER 31, 1991		Transfer From Taxes	152,108.24
Hospital, Clinics, First Aid		ISSUED AND UNISSUED GROSS DEBT NET DEBT		Redeemed in 1991	2,259.58
Animal, Insect, & Rodent Control	7,275.00	School		Cancelled, Abated or Adjusted (1991)	
Other Welfare Services		Self-Liquidating	9,956,855	Transfers to Foreclosed Property	
RECREATION and CONSERVATION		Other	8,937,000	Balance December 31, 1991	167,338.55
Beaches and Boardwalks	358,725.00	Total	18,893,855	PROPERTY ACQUIRED BY DEED OR FORECLOSURE	
Parks, Playgrounds, Shade Trees		ISSUED AND OUTSTANDING		Balance January 1, 1991	134,380.20
Land Reclamation & Conservation	6,075.00	School		Transfers From Taxes or Liens	
Other Recreational Services	111,800.00	Self-Liquidating	8,912,000.00	Sale for Cash (1991)	
EDUCATION (excluding schools)		Other	8,129,000.00	Cancelled, Abated or Adjusted (1991)	
Libraries		Total	17,041,000.00	Balance December 31, 1991	134,380.20
Other Educational Services		EQUALIZED VALUATION BASIS		CURRENT FINANCES DECEMBER 31, 1991	
STATUTORY EXPENDITURES		FOR NET DEBT COMPUTATION	1,471,956,523	ASSETS	
Pensions & F. L. C. A.	462,086.05	REAL PROPERTY VALUATIONS		Cash Dec. 31, 1991	2,436,359.79
Employee Fringe Benefits	400,000.00	Code Class # of Parcels % VAL'N		Taxes Receivable	542,296.50
Other Statutory Expenditures		1 Vacant Land 347 4.60	77,024,500.00	Tax Title Liens	167,338.55
CETA And Other Public Employment Programs		2 Residential 4676 90.18	1,510,499,500.00	Foreclosed Property	134,380.20
MUNICIPAL FUNCTIONS TOTAL	5,943,405.41	3 Farm		Emergencies & Other Deferred Charges	213,843.78
CAPITAL IMPROVEMENTS *MEMO*	100,000.00	4a Commercial 129 5.09	85,318,900.00	State and Federal Aid Receivable	196,917.34
DEBT SERVICE		4b Industrial		Other Receivables	27,855.32
Principal Payments	1,065,000.00	4c Apartments 4 .13	2,161,000.00	Total	3,718,991.48
Interest Payments	657,720.33	Total 5156	1,675,003,900.00	LIABILITIES, RESERVES, AND SURPLUS	
DEFERRED CHARGES	45,531.65	Land Area 5.02 Sq. Miles		Cash Liabilities	2,036,942.60
SCHOOL COUNTY, SPECIAL DISTRICT TAXES	7,403,231.91	Net Valuation Taxable-Municipal	1,678,843,148	Reserves for Receivables	871,870.57
RESERVE FOR UNCOLLECTED TAXES	592,000.00	Net Valuation Taxable-County	1,486,592,734	Surplus Dec. 31, 1991	810,178.31
EXPENDITURES TOTAL	15,706,939.30	State Equalized Valuation	1,625,176,873	Total	3,718,991.48
		State Equalization Ratio	103.31		

1305

Population 1980 2,337
 Population 1990 2,165
 S & P Rating
 Moody Rating A

General Tax Rate Per \$100.

1.49

State Equalized Tax Rate

1.69

AVON-BY-THA-SEA BORO. - MONMOUTH CO.
 Form of Government
 Commission (1911)
 Number of Members - 3

PER CAPITA:

Gross Debt 946.98
 Net Debt 565.47
 Debt Service 83.52
 Total Tax Levy 1,755.36
 Municipal Expenditures 1,052.91

PER CENT:

Gross Debt .91
 Net Debt .54
 Tax Levy Collected 98.04
 Tax Levy Cancelled, Abated or Adjusted

EXPENDITURES		REVENUES-REALIZED		1991 PROPERTY TAX	
GENERAL GOVERNMENT				STATE EQUALIZED TAX RATE	
Governing Body & Public Boards		1991 Property Taxes Collected		Local District School Taxes	1,252,351.00
Municipal Clerk		1991 Payments in Lieu of Taxes		Regional & Consolidated School Tax	
Financial Administration	72,670.00	Delinquent Tax & Lien Collections		School Taxes in Municipal Budget	
Assessment of Taxes	33,734.00	Business Personalty Replacement Taxes		County Taxes	963,738.10
Collection of Taxes	49,590.94	Taxes from Public Utilities		County Library Taxes	
Planning, Housing & Development	9,000.00	Other Miscellaneous Tax Revenues		Local Municipal Purpose Taxes	1,574,296.29
Human Resources	2,000.00	State Aid Revenues		Veteran & Senior Citizen Taxes	15,750.00
Elections	2,300.00	Federal Aid Revenues		Total Taxes for Rate Computation	3,806,135.39
General Administration (other)	142,039.36	State and Local Fiscal Assistance Act Utilized		Special District Taxes	
JUDICIARY		Sole of Acquired Property		Bank Corp. Taxes	
Municipal Courts	29,300.00	Other Miscellaneous Revenues		Added and Omitted Taxes	9,964.34
PUBLIC SAFETY		Total		Total Taxes Levied - ABSTRACT	3,800,349.73
Fire Protection	26,788.40	Prior Years Surplus Appropriated		Total Taxes Billed	3,800,349.73
Police Protection	520,744.12	REVENUES TOTAL		1991 TAXES COLLECTED	3,725,761.85
Civil Defense & Disaster Control	1,500.00	Reserve For Uncollected Taxes		1991 Taxes Cancelled, Abated or Adjusted	
Environmental Inspection & Control	16,260.00	CAPITAL OUTLAY TOTAL		Transfer to Tax Title Liens or Foreclosed	
Other Public Safety				Balance Outstanding Dec. 31, 1991	74,587.88
PUBLIC WORKS		Public Enterprises		PRIOR YEARS TAXES OUTSTANDING	
Streets and Drainage	249,903.00	Recreation-Culture		Balance January 1, 1991	250,845.74
Sewers and Sewage Processing	133,832.00	Public Works		Collected in 1991	182,750.47
Garbage and Trash Disposal	107,000.00	Buildings and Grounds		Cancelled, Abated or Adjusted 1991	
Public Buildings and Grounds	47,238.00	Library and Education		Transfers to Tax Title Liens or Foreclosed	
Other Public Works		Conservation		Balance December 31, 1991	68,095.27
HEALTH and WELFARE		All Other		TAX TITLE LIENS OUTSTANDING	
Health Services Except Environmental		CAPITAL DEBT AUTHORIZED, DECEMBER 31, 1991		Balance January 1, 1991	338.24
Welfare-Public Assistance	29,157.00	ISSUED AND UNISSUED GROSS DEBT NET DEBT		Transfer From Taxes	
Hospital, Clinics, First Aid		School		Redeemed in 1991	
Animal, Insect, & Rodent Control	3,200.00	Self-Liquidating		Cancelled, Abated or Adjusted (1991)	
Other Welfare Services		Other		Transfers to Foreclosed Property	
RECREATION and CONSERVATION		Total		Balance December 31, 1991	338.24
Beaches and Boardwalks		ISSUED AND OUTSTANDING		PROPERTY ACQUIRED BY DEED OR	
Parks, Playgrounds, Shade Trees	200.00	School		FORECLOSURE	
Land Reclamation & Conservation		Self-Liquidating		Balance January 1, 1991	3,875.00
Other Recreational Services	8,100.00	Other		Transfers From Taxes or Liens	
EDUCATION (excluding schools)		Total		Sale for Cash (1991)	
Libraries	60,531.00	EQUALIZED VALUATION BASIS		Cancelled, Abated or Adjusted (1991)	
Other Educational Services		FOR NET DEBT COMPUTATION		Balance December 31, 1991	3,875.00
STATUTORY EXPENDITURES		REAL PROPERTY VALUATIONS		CURRENT FINANCES DECEMBER 31, 1991	
Pensions & F. I. C. A.	154,270.68	Code Class # of Parcels % VAL'N		ASSETS	
Employee Fringe Benefits	147,596.00	1 Vacant Land 19 1.06		Cash Dec. 31, 1991	1,246,499.81
Other Statutory Expenditures		2 Residential 934 89.16		Taxes Receivable	142,683.15
CETA And Other Public Employment Programs		3 Farm		Tax Title Liens	338.24
MUNICIPAL FUNCTIONS TOTAL	1,846,004.50	4a Commercial 50 7.64		Foreclosed Property	3,875.00
CAPITAL IMPROVEMENTS *MEMO*	18,000.00	4b Industrial 2 .30		Emergencies & Other Deferred Charges	43,000.00
DEBT SERVICE		4c Apartments 8 1.83		State and Federal Aid Receivable	48,375.77
Principal Payments	120,000.00	Total 1013		Other Receivables	74,603.64
Interest Payments	60,827.00	Land Area .40 Sq. Miles		Total	1,559,375.61
DEFERRED CHARGES	14,725.00	Net Valuation Taxable-Municipal		LIABILITIES, RESERVES, AND SURPLUS	
SCHOOL COUNTY, SPECIAL DISTRICT TAXES	2,216,039.10	Net Valuation Taxable-County		Cash Liabilities	550,243.24
RESERVE FOR UNCOLLECTED TAXES	237,997.80	State Equalized Valuation		Reserves for Receivables	265,372.05
EXPENDITURES TOTAL	4,495,643.40	State Equalization Ratio		Surplus Dec. 31, 1991	743,760.32
				Total	1,559,375.61

1533
 Population 1980 8,702
 Population 1990 12,235
 S & P Rating
 Moody Rating AAA

General Tax Rate Per \$100. 2.91
 State Equalized Tax Rate 2.34

BARNEGAT TOWNSHIP - OCEAN COUNTY
 Form of Government
 Township Committee
 Number of Members - 3

PER CAPITA:
 Gross Debt 1,614.06
 Net Debt 452.49
 Debt Service 34.85
 Total Tax Levy 1,091.10
 Municipal Expenditures 517.17

PER CENT:
 Gross Debt 3.57
 Net Debt 1.00
 Tax Levy Collected 92.41
 Tax Levy Cancelled, Abated or Adjusted .53

EXPENDITURES		REVENUES-REALIZED		1991 PROPERTY TAX	
GENERAL GOVERNMENT				STATE EQUALIZED TAX RATE	
Governing Body & Public Boards		1991 Property Taxes Collected	12,336,279.38	Local District School Taxes	1.50 8,486,426.93
Municipal Clerk	53,759.00	1991 Payments in Lieu of Taxes		Regional & Consolidated School Tax	
Financial Administration	104,049.00	Delinquent Tax & Lien Collections	899,497.89	School Taxes in Municipal Budget	
Assessment of Taxes	144,335.00	Business Personalty Replacement Taxes	14,785.64	County Taxes	.38 * 2,144,850.10
Collection of Taxes	107,401.00	Taxes from Public Utilities	635,763.00	County Library Taxes	.03 169,287.11
Planning, Housing & Development	93,720.00	Other Miscellaneous Tax Revenues		Local Municipal Purpose Taxes	.43 2,422,500.00
Human Resources	75,913.07	State Aid Revenues	655,013.67	Veteran & Senior Citizen Taxes	118,500.00
Elections		Federal Aid Revenues		Total Taxes for Rate Computation	2.34 13,341,558.14
General Administration (other)	493,590.45	State and Local Fiscal Assistance Act Utilized		Special District Taxes	
JUDICIARY		State of Acquired Property	91,354.69	Bank Corp. Taxes	
Municipal Courts	94,992.00	Other Miscellaneous Revenues	1,040,525.75	Added and Omitted Taxes	126,511.41
PUBLIC SAFETY		Total	15,673,220.02	Total Taxes Levied - ABSTRACT	13,349,569.55
Fire Protection	70,758.00	Prior Years Surplus Appropriated	1,330,000.00	Total Taxes Billed	13,349,886.93
Police Protection	1,332,291.71	REVENUES	17,003,220.02	1991 TAXES COLLECTED	12,336,279.38
Civil Defense & Disaster Control	1,500.00	Reserve For Uncollected Taxes	1,273,000.00	1991 Taxes Cancelled, Abated or Adjusted	70,935.12
Environmental Inspection & Control	39,693.00	CAPITAL OUTLAY	819,806.60	Transfer to Tax Title Liens or Foreclosed	213,162.02
Other Public Safety		TOTAL		Balance Outstanding Dec. 31, 1991	729,510.41
PUBLIC WORKS				PRIOR YEARS TAXES OUTSTANDING	
Streets and Drainage	143,500.00	Public Enterprises	104,885.10	Balance January 1, 1991	844,213.36
Sewers and Sewage Processing	16,170.00	Recreation-Culture	12,815.66	Collected in 1991	643,173.87
Garbage and Trash Disposal		Public Works	412,959.65	Cancelled, Abated or Adjusted 1991	1,534.19
Public Buildings and Grounds	71,321.00	Buildings and Grounds	185,387.22	Transfers to Tax Title Liens or Foreclosed	148,493.39
Other Public Works	223,400.00	Library and Education	103,758.97	Balance December 31, 1991	51,011.91
HEALTH and WELFARE		Conservation		TAX TITLE LIENS OUTSTANDING	
Health Services Except Environmental	732,021.00	All Other		Balance January 1, 1991	425,387.17
Welfare-Public Assistance	36,496.00	CAPITAL DEBT AUTHORIZED, DECEMBER 31, 1991		Transfer From Taxes	387,555.67
Hospital, Clinics, First Aid	500.00	ISSUED AND UNISSUED		Redeemed in 1991	256,324.02
Animal, Insect, & Rodent Control	21,900.00	School	10,496,000.00	Cancelled, Abated or Adjusted (1991)	
Other Welfare Services	2,500.00	Self-Liquidating	3,664,705	Transfers to Foreclosed Property	
RECREATION and CONSERVATION		Other	5,587,377	Balance December 31, 1991	556,618.82
Beaches and Boardwalks		Total	19,748,082	PROPERTY ACQUIRED BY DEED OR FORECLOSURE	
Parks, Playgrounds, Shade Trees	1,500.00	ISSUED AND OUTSTANDING		Balance January 1, 1991	810,388.00
Land Reclamation & Conservation	2,425.00	School	10,496,000.00	Transfers From Taxes or Liens	
Other Recreational Services	169,490.52	Self-Liquidating	3,345,857.29	Sale for Cash (1991)	13,377.55
EDUCATION (excluding schools)		Other	3,920,180.88	Cancelled, Abated or Adjusted (1991)	3,322.45
Libraries		Total	17,762,038.17	Balance December 31, 1991	793,688.00
Other Educational Services	385.00	EQUALIZED VALUATION BASIS		CURRENT FINANCES DECEMBER 31, 1991	
STATUTORY EXPENDITURES		FOR NET DEBT COMPUTATION	553,423,356	ASSETS	
Pensions & F. I. C. A.	262,000.00	REAL PROPERTY VALUATIONS		Cash Dec. 31, 1991	3,310,443.04
Employee Fringe Benefits	310,360.00	Code Class # of Parcels % VAL'N		Taxes Receivable	780,522.32
Other Statutory Expenditures	15,000.00	1 Vacant Land 4191 9.52	42,647,900.00	Tax Title Liens	556,618.82
CETA And Other Public Employment Programs		2 Residential 4296 84.46	378,329,200.00	Foreclosed Property	793,688.00
MUNICIPAL FUNCTIONS		3 Farm 20 .14	613,200.00	Emergencies & Other Deferred Charges	142,200.00
CAPITAL IMPROVEMENTS	65,000.00	4a Commercial 91 5.74	25,712,300.00	State and Federal Aid Receivable	5,994.38
DEBT SERVICE		4b Industrial 6 .14	645,300.00	Other Receivables	410,366.64
Principal Payments	209,000.00	4c Apartments		Total	5,999,833.20
Interest Payments	217,445.63	Total 8604	447,947,000.00	LIABILITIES, RESERVES, AND SURPLUS	
DEFERRED CHARGES	2,200.00	Land Area 34.90 Sq. Miles		Cash Liabilities	1,871,940.36
SCHOOL, COUNTY, SPECIAL DISTRICT TAXES	10,800,553.14	Net Valuation Taxable-Municipal	454,411,530	Reserves for Receivables	2,541,195.78
RESERVE FOR UNCOLLECTED TAXES	1,273,000.00	Net Valuation Taxable-County	577,627,675	Surplus Dec. 31, 1991	1,586,697.06
EXPENDITURES	17,123,174.52	State Equalized Valuation	564,654,160	Total	5,999,833.20
		State Equalization Ratio	80.25		

1501

Population 1980 619
 Population 1990 675
 S & P Rating
 Moody Rating

General Tax Rate Per \$100.

State Equalized Tax Rate

.89

.89

BARNEGAT LIGHT BOROUGH - OCEAN CO.
 Form of Government
 Borough Council
 Number of Members - 6

PER CAPITA:

Gross Debt 1,242.90
 Net Debt 1,068.29
 Debt Service 50.56
 Total Tax Levy 4,377.79
 Municipal Expenditures 2,029.63

PER CENT:

Gross Debt .24
 Net Debt .21
 Tax Levy Collected 96.28
 Tax Levy Cancelled, Abated or Adjusted 1.38

EXPENDITURES		REVENUES-REALIZED		1991 PROPERTY TAX	
GENERAL GOVERNMENT				STATE EQUALIZED TAX RATE	
Governing Body & Public Boards		1991 Property Taxes Collected	2,845,011.24	Local District School Taxes	
Municipal Clerk		1991 Payments in Lieu of Taxes		Regional & Consolidated School Tax .23	763,850.56
Financial Administration	42,450.00	Delinquent Tax & Lien Collections	124,661.41	School Taxes in Municipal Budget .09	302,989.52
Assessment of Taxes	21,225.00	Business Personalty Replacement Taxes	5,978.88	County Taxes .40	1,312,003.96
Collection of Taxes	26,050.00	Taxes from Public Utilities	74,970.00	County Library Taxes .03	106,373.84
Planning, Housing & Development	8,100.00	Other Miscellaneous Tax Revenues		Local Municipal Purpose Taxes .14	464,312.00
Human Resources	4,631.00	State Aid Revenues	54,317.00	Veteran & Senior Citizen Taxes	12,150.00
Elections		Federal Aid Revenues		Total Taxes for Rate Computation .89	2,961,679.88
General Administration (other)	133,784.00	State and Local Fiscal Assistance Act Utilized		Special District Taxes	
JUDICIARY		Sale of Acquired Property		Bank Corp. Taxes	
Municipal Courts	15,862.00	Other Miscellaneous Revenues	394,186.57	Added and Omitted Taxes	5,481.11
PUBLIC SAFETY		Total	3,499,125.10	Total Taxes Levied - ABSTRACT	2,955,010.99
Fire Protection	19,374.00	Prior Years Surplus Appropriated	424,345.00	Total Taxes Billed	2,955,010.99
Police Protection	144,000.00	REVENUES TOTAL	3,923,470.10	1991 TAXES COLLECTED	2,845,011.24
Civil Defense & Disaster Control	3,200.00	Reserve For Uncollected Taxes	254,000.00	1991 Taxes Cancelled, Abated or Adjusted	40,758.23
Environmental Inspection & Control	7,300.00	CAPITAL OUTLAY TOTAL	105,289.50	Transfer to Tax Title Liens or Foreclosed	
Other Public Safety				Balance Outstanding Dec. 31, 1991	69,241.52
PUBLIC WORKS				PRIOR YEARS TAXES OUTSTANDING	
Streets and Drainage	99,975.00	Public Enterprises		Balance January 1, 1991	135,458.55
Sewers and Sewage Processing		Recreation-Culture		Collected in 1991	124,661.41
Garbage and Trash Disposal	239,000.00	Public Works	91,289.06	Cancelled, Abated or Adjusted 1991	
Public Buildings and Grounds	52,500.00	Buildings and Grounds	13,772.31	Transfers to Tax Title Liens or Foreclosed	
Other Public Works		Library and Education	228.13	Balance December 31, 1991	10,797.14
HEALTH and WELFARE		Conservation		TAX TITLE LIENS OUTSTANDING	
Health Services Except Environmental	21,400.00	All Other		Balance January 1, 1991	
Welfare-Public Assistance	3,100.00	CAPITAL DEBT AUTHORIZED, DECEMBER 31, 1991		Transfer From Taxes	
Hospital, Clinics, First Aid	1,000.00	ISSUED AND UNISSUED GROSS DEBT		Redeemed in 1991	
Animal, Insect, & Rodent Control	5,500.00	School 117,864		Cancelled, Abated or Adjusted (1991)	
Other Welfare Services		Self-Liquidating		Transfers to Foreclosed Property	
RECREATION and CONSERVATION		Other 721,095	721,095	Balance December 31, 1991	
Beaches and Boardwalks	124,700.00	Total 838,959	721,095	PROPERTY ACQUIRED BY DEED OR FORECLOSURE	
Parks, Playgrounds, Shade Trees	11,500.00	ISSUED AND OUTSTANDING		Balance January 1, 1991	38,250.00
Land Reclamation & Conservation	15,930.00	School		Transfers From Taxes or Liens	
Other Recreational Services	15,350.00	Self-Liquidating		Sale for Cash (1991)	
EDUCATION (excluding schools)		Other 123,466.00	123,466.00	Cancelled, Abated or Adjusted (1991)	
Libraries		Total 123,466.00		Balance December 31, 1991	38,250.00
Other Educational Services		EQUALIZED VALUATION BASIS		CURRENT FINANCES DECEMBER 31, 1991	
STATUTORY EXPENDITURES		FOR NET DEBT COMPUTATION	349,961,184	ASSETS	
Pensions & F.I.C.A.	35,176.00	REAL PROPERTY VALUATIONS		Cash Dec. 31, 1991	1,033,538.78
Employee Fringe Benefits	12,200.00	Code Class # of Parcels % VAL'N		Taxes Receivable	80,038.66
Other Statutory Expenditures	3,564.00	1 Vacant Land 121 7.22	23,954,500.00	Tax Title Liens	
CETA And Other Public Employment Programs		2 Residential 1060 84.57	280,531,349.00	Foreclosed Property	38,250.00
MUNICIPAL FUNCTIONS TOTAL	1,066,871.00	3 Farm		Emergencies & Other Deferred Charges	36,100.00
CAPITAL IMPROVEMENTS *MEMO*	14,100.00	4a Commercial 49 7.61	25,250,325.00	State and Federal Aid Receivable	41,258.61
DEBT SERVICE		4b Industrial		Other Receivables	91,243.02
Principal Payments	25,000.00	4c Apartments 4 .59	1,966,100.00	Total	1,320,429.07
Interest Payments	9,130.66	Total 1234	331,702,274.00	LIABILITIES, RESERVES, AND SURPLUS	
DEFERRED CHARGES	15,000.00	Land Area .70 Sq. Miles		Cash Liabilities	519,523.27
SCHOOL, COUNTY, SPECIAL DISTRICT TAXES	2,485,217.88	Net Valuation Taxable-Municipal	332,124,552	Reserves for Receivables	209,531.68
RESERVE FOR UNCOLLECTED TAXES	254,000.00	Net Valuation Taxable-County	361,366,830	Surplus Dec. 31, 1991	591,374.12
EXPENDITURES TOTAL	3,855,219.54	State Equalized Valuation	331,660,818	Total	1,320,429.07
		State Equalization Ratio	100.14		

0403
Population 1980 7,418
Population 1990 6,774
S & P Rating
Moody Rating A

General Tax Rate Per \$100. 4.30
State Equalized Tax Rate 2.83

BARRINGTON BOROUGH - CAMDEN CO.
Form of Government
Borough Council
Number of Members - 6

PER CAPITA:
Gross Debt 509.90
Net Debt 372.15
Debt Service 67.67
Total Tax Levy 1,058.20
Municipal Expenditures 492.50

PER CENT:
Gross Debt 1.44
Net Debt 1.05
Tax Levy Collected 96.80
Tax Levy Cancelled, Abated or Adjusted .04

EXPENDITURES		REVENUES-REALIZED		1991 PROPERTY TAX	
GENERAL GOVERNMENT				STATE EQUALIZED TAX RATE 1.20	
Governing Body & Public Boards		1991 Property Taxes Collected	6,942,727.64	Local District School Taxes	3,028,309.91
Municipal Clerk		1991 Payments in Lieu of Taxes		Regional & Consolidated School Tax	
Financial Administration	35,395.88	Delinquent Tax & Lien Collections	170,477.48	School Taxes in Municipal Budget	
Assessment of Taxes	27,363.84	Business Personality Replacement Taxes	241,286.48	County Taxes	2,185,425.13
Collection of Taxes	16,542.44	Taxes from Public Utilities	377,985.00	County Library Taxes	66,157.12
Planning, Housing & Development	14,682.66	Other Miscellaneous Tax Revenues		Local Municipal Purpose Taxes	1,869,039.10
Human Resources	45,828.16	State Aid Revenues	376,745.42	Veteran & Senior Citizen Taxes	92,800.00
Elections		Federal Aid Revenues		Total Taxes for Rate Computation	7,241,731.26
General Administration (other)	368,679.86	State and Local Fiscal Assistance Act Utilized		Special District Taxes	
JUDICIARY		Sale of Acquired Property		Bank Corp. Taxes	
Municipal Courts	43,649.29	Other Miscellaneous Revenues	250,821.23	Added and Omitted Taxes	19,331.07
PUBLIC SAFETY		Total	8,360,043.25	Total Taxes Levied - ABSTRACT	7,168,262.33
Fire Protection	74,859.55	Prior Years Surplus Appropriated	345,500.00	Total Taxes Billed	7,172,439.82
Police Protection	684,105.54	REVENUES TOTAL	8,705,543.25	1991 TAXES COLLECTED	6,942,727.64
Civil Defense & Disaster Control	8,093.42	Reserve For Uncollected Taxes	252,000.00	1991 Taxes Cancelled, Abated or Adjusted	2,705.59
Environmental Inspection & Control		CAPITAL OUTLAY TOTAL	1,043,229.17	Transfer to Tax Title Liens or Foreclosed	14,023.19
Other Public Safety				Balance Outstanding Dec. 31, 1991	212,983.40
PUBLIC WORKS		Public Enterprises	84,819.48	PRIOR YEARS TAXES OUTSTANDING	
Streets and Drainage	702,188.70	Recreation-Culture		Balance January 1, 1991	148,204.41
Sewers and Sewage Processing		Public Works	947,397.74	Collected in 1991	142,762.99
Garbage and Trash Disposal		Buildings and Grounds	11,011.95	Cancelled, Abated or Adjusted 1991	1,026.09
Public Buildings and Grounds	33,240.00	Library and Education		Transfers to Tax Title Liens or Foreclosed	3,272.33
Other Public Works	23,000.00	Conservation		Balance December 31, 1991	1,143.00
HEALTH and WELFARE		All Other		TAX TITLE LIENS OUTSTANDING	
Health Services Except Environmental	5,883.30	CAPITAL DEBT AUTHORIZED, DECEMBER 31, 1991		Balance January 1, 1991	73,025.77
Welfare-Public Assistance	1,924.00	ISSUED AND UNISSUED		Transfer From Taxes	17,981.14
Hospital, Clinics, First Aid		Schaal		Redeemed in 1991	27,714.49
Animal, Insect, & Rodent Control		Self-Liquidating	892,359	Cancelled, Abated or Adjusted (1991)	
Other Welfare Services		Other	2,561,678	Transfers to Foreclosed Property	
RECREATION and CONSERVATION		Total	3,454,037	Balance December 31, 1991	63,292.42
Beaches and Boardwalks		ISSUED AND OUTSTANDING		PROPERTY ACQUIRED BY DEED OR FORECLOSURE	
Parks, Playgrounds, Shade Trees	16,000.00	School		Balance January 1, 1991	25,342.00
Land Reclamation & Conservation	600.00	Self-Liquidating	775,000.00	Transfers From Taxes or Liens	
Other Recreational Services	10,800.00	Other	2,064,000.00	Sale for Cash (1991)	
EDUCATION (excluding schools)		Total	2,839,000.00	Cancelled, Abated or Adjusted (1991)	
Libraries		EQUALIZED VALUATION BASIS		Balance December 31, 1991	25,342.00
Other Educational Services		FOR NET DEBT COMPUTATION	240,116,499	CURRENT FINANCES DECEMBER 31, 1991	
STATUTORY EXPENDITURES		REAL PROPERTY VALUATIONS		ASSETS	
Pensions & F. L. C. A.	210,119.38	Code Class # of Parcels % VAL'N		Cash Dec. 31, 1991	858,180.72
Employee Fringe Benefits	280,362.85	1 Vacant Land 72 .72	1,193,350.00	Taxes Receivable	214,126.40
Other Statutory Expenditures	6,600.00	2 Residential 1991 75.73	125,702,550.00	Tax Title Liens	63,292.42
CETA And Other Public Employment Programs		3 Farm 2 .13	217,900.00	Foreclosed Property	25,342.00
MUNICIPAL FUNCTIONS TOTAL	2,614,918.87	4a Commercial 52 6.67	11,071,500.00	Emergencies & Other Deferred Charges	
CAPITAL IMPROVEMENTS *MEMO*	52,750.00	4b Industrial 12 10.09	16,745,150.00	State and Federal Aid Receivable	22,761.07
DEBT SERVICE		4c Apartments 8 6.66	11,060,000.00	Other Receivables	6,917.88
Principal Payments	309,375.00	Total 2147	165,990,450.00	Total	1,190,620.49
Interest Payments	149,033.33	Land Area 1.59 Sq. Miles		LIABILITIES, RESERVES, AND SURPLUS	
DEFERRED CHARGES	10,869.58	Net Valuation Taxable-Municipal	166,544,905	Cash Liabilities	280,197.39
SCHOOL, COUNTY, SPECIAL DISTRICT TAXES	5,279,392.16	Net Valuation Taxable-County	257,567,113	Reserves for Receivables	309,678.70
RESERVE FOR UNCOLLECTED TAXES	252,000.00	State Equalized Valuation	252,322,163	Surplus Dec. 31, 1991	600,744.40
EXPENDITURES TOTAL	8,616,038.94	State Equalization Ratio	65.93	Total	1,190,620.49

0301
Population 1980 1,344
Population 1990 1,580
S & P Rating
Moody Rating

General Tax Rate Per \$100.
3.28
State Equalized Tax Rate
1.97

BASS RIVER TOWNSHIP - BURLINGTON CO.
Form of Government
Commission (1911)
Number of Members - 3

PER CAPITA:
Gross Debt 1,466.29
Net Debt 411.55
Debt Service 22.73
Total Tax Levy 963.34
Municipal Expenditures 473.63
PER CENT:
Gross Debt 3.15
Net Debt .89
Tax Levy Collected 83.73
Tax Levy Cancelled, Abated or Adjusted

EXPENDITURES		REVENUES-REALIZED		1991 PROPERTY TAX	
GENERAL GOVERNMENT				STATE EQUALIZED TAX RATE	
Governing Body & Public Boards		1991 Property Taxes Collected	1,274,396.97	Local District School Taxes .73	555,779.00
Municipal Clerk		1991 Payments in Lieu of Taxes		Regional & Consolidated School Tax .62	475,489.86
Financial Administration	12,000.00	Delinquent Tax & Lien Collections	138,422.49	School Taxes in Municipal Budget	
Assessment of Taxes	13,000.00	Business Personalty Replacement Taxes	22,269.80	County Taxes .58	445,034.51
Collection of Taxes	18,500.00	Taxes from Public Utilities	79,933.00	County Library Taxes .04	27,144.30
Planning, Housing & Development	5,350.00	Other Miscellaneous Tax Revenues		Local Municipal Purpose Taxes	
Human Resources	7,109.00	State Aid Revenues	77,756.19	Veteran & Senior Citizen Taxes	18,750.00
Elections		Federal Aid Revenues		Total Taxes for Rate Computation 1.97	1,522,197.67
General Administration (other)	120,000.00	State and Local Fiscal Assistance Act Utilized		Special District Taxes	
JUDICIARY		Sale of Acquired Property		Bank Corp. Taxes	
Municipal Courts	94,102.19	Other Miscellaneous Revenues	259,619.82	Added and Omitted Taxes	18,630.84
PUBLIC SAFETY		Total	1,851,398.27	Total Taxes Levied - ABSTRACT	1,522,078.51
Fire Protection	17,000.00	Prior Years Surplus Appropriated	301,755.00	Total Taxes Billed	1,522,078.51
Police Protection	5,000.00	REVENUES TOTAL	2,153,153.27	1991 TAXES COLLECTED	1,274,396.97
Civil Defense & Disaster Control	1,500.00	Reserve For Uncollected Taxes	210,800.00	1991 Taxes Cancelled, Abated or Adjusted	
Environmental Inspection & Control	13,500.00	CAPITAL OUTLAY TOTAL	85,722.38	Transfer to Tax Title Liens or Foreclosed	
Other Public Safety				Balance Outstanding Dec. 31, 1991	247,681.54
PUBLIC WORKS				PRIOR YEARS TAXES OUTSTANDING	
Streets and Drainage	34,000.00	Public Enterprises		Balance January 1, 1991	190,830.84
Sewers and Sewage Processing	88,885.86	Recreation-Culture		Collected in 1991	138,422.49
Garbage and Trash Disposal	21,500.00	Public Works	85,722.38	Cancelled, Abated or Adjusted 1991	
Public Buildings and Grounds	10,000.00	Buildings and Grounds		Transfers to Tax Title Liens or Foreclosed	
Other Public Works		Library and Education		Balance December 31, 1991	52,408.35
HEALTH and WELFARE		Conservation		TAX TITLE LIENS OUTSTANDING	
Health Services Except Environmental	700.00	All Other		Balance January 1, 1991	117,711.32
Welfare-Public Assistance	2,300.00	CAPITAL DEBT AUTHORIZED, DECEMBER 31, 1991		Transfer From Taxes	
Hospital, Clinics, First Aid		ISSUED AND UNISSUED GROSS DEBT NET DEBT		Redeemed in 1991	
Animal, Insect, & Rodent Control	4,500.00	School 1,666,497		Cancelled, Abated or Adjusted (1991)	
Other Welfare Services		Self-Liquidating		Transfers to Foreclosed Property	
RECREATION and CONSERVATION		Other 650,246	650,246	Balance December 31, 1991	117,711.32
Beaches and Boardwalks	1,500.00	Total 2,316,743	650,246	PROPERTY ACQUIRED BY DEED OR FORECLOSURE	
Parks, Playgrounds, Shade Trees				Balance January 1, 1991	102,300.00
Land Reclamation & Conservation	10,000.00	ISSUED AND OUTSTANDING		Transfers From Taxes or Liens	
Other Recreational Services		School 336,497.29		Sale for Cash (1991)	
EDUCATION (excluding schools)		Self-Liquidating		Cancelled, Abated or Adjusted (1991)	
Libraries	275.00	Other 562,150.00	898,647.29	Balance December 31, 1991	102,300.00
Other Educational Services		Total		CURRENT FINANCES DECEMBER 31, 1991	
STATUTORY EXPENDITURES		EQUALIZED VALUATION BASIS FOR NET DEBT COMPUTATION	73,465,596	ASSETS	
Pensions & F. I. C. A.	20,550.00	REAL PROPERTY VALUATIONS		Cash Dec. 31, 1991	633,250.54
Employee Fringe Benefits		Code Class # of Parcels % VAL'N ASSESSED VALUATION		Taxes Receivable	300,089.89
Other Statutory Expenditures	350.00	1 Vacant Land 621 10.87 4,881,800.00		Tax Title Liens	117,711.32
CETA And Other Public Employment Programs		2 Residential 509 69.48 31,204,800.00		Foreclosed Property	102,300.00
MUNICIPAL FUNCTIONS TOTAL	501,622.05	3 Farm 16 2.18 979,000.00		Emergencies & Other Deferred Charges	
CAPITAL IMPROVEMENTS *MEMO*	5,173.00	4a Commercial 52 17.47 7,847,400.00		State and Federal Aid Receivable	49,004.75
DEBT SERVICE		4b Industrial		Other Receivables	24,783.74
Principal Payments	15,300.00	4c Apartments		Total	1,227,140.24
Interest Payments	20,607.14	Total 1198 44,913,000.00		LIABILITIES, RESERVES, AND SURPLUS	
DEFERRED CHARGES		Land Area 77.35 Sq. Miles		Cash Liabilities	270,484.94
SCHOOL, COUNTY, SPECIAL DISTRICT TAXES	1,503,447.67	Net Valuation Taxable-Municipal	45,788,402	Reserves for Receivables	544,884.95
RESERVE FOR UNCOLLECTED TAXES	210,800.00	Net Valuation Taxable-County	81,133,297	Surplus Dec. 31, 1991	411,770.35
EXPENDITURES TOTAL	2,251,776.86	State Equalized Valuation	75,531,320	Total	1,227,140.24
		State Equalization Ratio	60.16		

1502

Population 1980 1,340
 Population 1990 1,226
 S & P Rating
 Moody Rating

General Tax Rate Per \$100. 1.58
 State Equalized Tax Rate .95

BAY HEAD BOROUGH - OCEAN COUNTY
 Form of Government
 Borough Council
 Number of Members - 6

PER CAPITA: Gross Debt 158.34 PER CENT: Gross Debt .05
 Net Debt 122.45 Net Debt .04
 Debt Service 226.13 Tax Levy Collected 94.33
 Total Tax Levy 3,248.53 Tax Levy Cancelled, Abated or Adjusted 15
 Municipal Expenditures 2,043.13

EXPENDITURES		REVENUES-REALIZED		1991 PROPERTY TAX	
GENERAL GOVERNMENT				STATE EQUALIZED TAX RATE	
Governing Body & Public Boards		1991 Property Taxes Collected	3,756,822.54	Local District School Taxes .24	998,891.00
Municipal Clerk		1991 Payments in Lieu of Taxes		Regional & Consolidated School Tax	
Financial Administration	29,000.00	Delinquent Tax & Lien Collections	173,188.81	School Taxes in Municipal Budget	
Assessment of Taxes	29,650.00	Business Personalty Replacement Taxes	8,387.52	County Taxes .38 *	1,600,014.12
Collection of Taxes	31,600.00	Taxes from Public Utilities	142,798.00	County Library Taxes .03	126,248.56
Planning, Housing & Development	15,500.00	Other Miscellaneous Tax Revenues		Local Municipal Purpose Taxes .30	1,234,574.31
Human Resources	42,748.00	State Aid Revenues	101,485.40	Veteran & Senior Citizen Taxes	11,250.00
Elections	400.00	Federal Aid Revenues		Total Taxes for Rate Computation .95	3,970,977.99
General Administration (other)	213,030.55	State and Local Fiscal Assistance Act Utilized		Special District Taxes	
JUDICIARY		Sale of Acquired Property		Bank Corp. Taxes	
Municipal Courts	34,275.00	Other Miscellaneous Revenues	553,365.42	Added and Omitted Taxes	22,972.20
PUBLIC SAFETY		Total	4,736,047.69	Total Taxes Levied - ABSTRACT	3,982,700.19
Fire Protection	54,874.00	Prior Years Surplus Appropriated	451,251.19	Total Taxes Billed	3,982,700.19
Police Protection	400,417.40	REVENUES TOTAL	5,187,298.88	1991 TAXES COLLECTED	3,756,822.54
Civil Defense & Disaster Control	2,450.00	Reserve For Uncollected Taxes	274,105.00	1991 Taxes Cancelled, Abated or Adjusted	5,791.67
Environmental Inspection & Control	13,275.00	CAPITAL OUTLAY TOTAL	101,005.49	Transfer to Tax Title Liens or Foreclosed	
Other Public Safety				Balance Outstanding Dec. 31, 1991	220,085.98
PUBLIC WORKS				PRIOR YEARS TAXES OUTSTANDING	
Streets and Drainage	161,135.00	Public Enterprises		Balance January 1, 1991	175,684.55
Sewers and Sewage Processing	353,380.00	Recreation-Culture		Collected in 1991	173,188.81
Garbage and Trash Disposal	185,000.00	Public Works	100,405.49	Cancelled, Abated or Adjusted 1991	
Public Buildings and Grounds	55,650.00	Buildings and Grounds	600.00	Transfers to Tax Title Liens or Foreclosed	
Other Public Works		Library and Education		Balance December 31, 1991	2,495.74
HEALTH and WELFARE		Conservation		TAX TITLE LIENS OUTSTANDING	
Health Services Except Environmental	1,050.00	All Other		Balance January 1, 1991	
Welfare-Public Assistance	725.00	CAPITAL DEBT AUTHORIZED, DECEMBER 31, 1991		Transfer From Taxes	
Hospital, Clinics, First Aid		ISSUED AND UNISSUED		Redeemed in 1991	
Animal, Insect, & Rodent Control		School		Cancelled, Abated or Adjusted (1991)	
Other Welfare Services		Self-Liquidating		Transfers to Foreclosed Property	
RECREATION and CONSERVATION		Other	194,128	Balance December 31, 1991	
Beaches and Boardwalks	400.00	Total	194,128	PROPERTY ACQUIRED BY DEED OR	
Parks, Playgrounds, Shade Trees	11,800.00			FORECLOSURE	
Land Reclamation & Conservation	12,750.00	ISSUED AND OUTSTANDING		Balance January 1, 1991	
Other Recreational Services		School		Transfers From Taxes or Liens	
EDUCATION (excluding schools)		Self-Liquidating		Sale for Cash (1991)	
Libraries	1,000.00	Other	124,000.00	Cancelled, Abated or Adjusted (1991)	
Other Educational Services		Total	124,000.00	Balance December 31, 1991	
STATUTORY EXPENDITURES		EQUALIZED VALUATION BASIS		CURRENT FINANCES DECEMBER 31, 1991	
Pensions & F. I. C. A.	127,607.53	FOR NET DEBT COMPUTATION	421,562,092	ASSETS	
Employee Fringe Benefits	75,950.00	REAL PROPERTY VALUATIONS		Cash Dec. 31, 1991	962,089.51
Other Statutory Expenditures		Code Class # of Parcels % VAL'N		Taxes Receivable	222,581.72
CETA And Other Public Employment Programs		1 Vacant Land 94 5.00	12,548,100.00	Tax Title Liens	
MUNICIPAL FUNCTIONS TOTAL	1,853,717.48	2 Residential 929 89.03	223,608,200.00	Foreclosed Property	
CAPITAL IMPROVEMENTS *MEMO*	15,000.00	3 Form		Emergencies & Other Deferred Charges	100,833.08
DEBT SERVICE		4a Commercial 43 5.79	14,543,500.00	State and Federal Aid Receivable	62,063.15
Principal Payments	251,000.00	4b Industrial		Other Receivables	59,080.43
Interest Payments	26,232.17	4c Apartments 1 .18	449,900.00	Total	1,406,647.89
		Total 1067	251,149,700.00	LIABILITIES, RESERVES, AND SURPLUS	
DEFERRED CHARGES	99,818.74	Land Area .50 Sq. Miles		Cash Liabilities	472,531.08
SCHOOL, COUNTY, SPECIAL DISTRICT TAXES	2,725,153.68	Net Valuation Taxable-Municipal	251,537,621	Reserves for Receivables	343,516.15
RESERVE FOR UNCOLLECTED TAXES	274,105.00	Net Valuation Taxable-County	430,109,006	Surplus Dec. 31, 1991	590,600.66
EXPENDITURES TOTAL	5,230,027.37	State Equalized Valuation	418,127,925	Total	1,406,647.89
		State Equalization Ratio	60.18		

0901
Population 1980 65,047
Population 1990 61,444
S & P Rating A
Moody Rating A

General Tax Rate Per \$100. 2.70
State Equalized Tax Rate 2.46

BAYONNE CITY - HUDSON COUNTY
Form of Government
Mayor-Council Plan C (OMCL 50)
Number of Members - 5

PER CAPITA:
Gross Debt 1,223.13
Net Debt 451.62
Debt Service 62.74
Total Tax Levy 1,132.55
Municipal Expenditures 805.63
PER CENT:
Gross Debt 2.71
Net Debt 1.00
Tax Levy Collected 96.20
Tax Levy Cancelled, Abated or Adjusted .01

EXPENDITURES		REVENUES-REALIZED		1991 PROPERTY TAX	
GENERAL GOVERNMENT				STATE EQUALIZED TAX RATE → .58	
Governing Body & Public Boards	176,400.00	1991 Property Taxes Collected	32,253,944.43	Local District School Taxes	27,671,197.50
Municipal Clerk	206,200.00	1991 Payments in Lieu of Taxes	523,766.00	Regional & Consolidated School Tax	
Financial Administration	507,700.00	Delinquent Tax & Lien Collections	1,150,000.00	School Taxes in Municipal Budget	.05 1,476,059.00
Assessment of Taxes	210,000.00	Business Personalty Replacement Taxes	2,816,890.00	County Taxes	.57 16,030,776.44
Collection of Taxes	168,000.00	Taxes from Public Utilities	2,936,536.00	County Library Taxes	
Planning, Housing & Development	275,800.00	Other Miscellaneous Tax Revenues		Local Municipal Purpose Taxes	.86 24,408,507.99
Human Resources	656,808.00	State Aid Revenues	6,269,055.25	Veteran & Senior Citizen Taxes	446,400.00
Elections	39,500.00	Federal Aid Revenues		Total Taxes for Rate Computation	2.46 70,034,940.93
General Administration (other)	2,419,035.35	State and Local Fiscal Assistance Act Utilized		Special District Taxes	
JUDICIARY		Sale of Acquired Property		Bank Corp. Taxes	
Municipal Courts	838,000.00	Other Miscellaneous Revenues	6,511,503.84	Added and Omitted Taxes	
PUBLIC SAFETY		Total	52,466,695.52	Total Taxes Levied - ABSTRACT	69,588,540.93
Fire Protection	7,931,135.00	Prior Years Surplus Appropriated	2,372,870.00	Total Taxes Billed	33,533,288.74
Police Protection	8,255,097.25	REVENUES TOTAL	54,839,565.52	1991 TAXES COLLECTED	32,258,944.43
Civil Defense & Disaster Control	42,100.00	Reserve For Uncollected Taxes	3,000,000.00	1991 Taxes Cancelled, Abated or Adjusted	1,902.71
Environmental Inspection & Control	349,000.00	CAPITAL OUTLAY TOTAL	8,567,871.73	Transfer to Tax Title Liens or Foreclosed	
Other Public Safety				Balance Outstanding Dec. 31, 1991	1,272,441.60
PUBLIC WORKS				PRIOR YEARS TAXES OUTSTANDING	
Streets and Drainage	2,358,400.00	Public Enterprises	3,198,526.66	Balance January 1, 1991	3,490,841.17
Sewers and Sewage Processing	4,900,000.00	Recreation—Culture		Collected in 1991	1,046,227.14
Garbage and Trash Disposal	210,000.00	Public Works	311,011.24	Cancelled, Abated or Adjusted 1991	
Public Buildings and Grounds	695,000.00	Buildings and Grounds	307,160.07	Transfers to Tax Title Liens or Foreclosed	
Other Public Works	1,214,000.00	Library and Education	5,030,573.76	Balance December 31, 1991	2,444,614.03
HEALTH and WELFARE		Conservation		TAX TITLE LIENS OUTSTANDING	
Health Services Except Environmental	1,090,834.00	All Other		Balance January 1, 1991	502,244.00
Welfare—Public Assistance	272,600.00	CAPITAL DEBT AUTHORIZED, DECEMBER 31, 1991		Transfer From Taxes	
Hospital, Clinics, First Aid	26,915.00	ISSUED AND UNISSUED		Redeemed in 1991	244,267.65
Animal, Insect, & Rodent Control		School 39,892,600		Cancelled, Abated or Adjusted (1991)	
Other Welfare Services		Self-Liquidating 14,827,719	7,316,102	Transfers to Foreclosed Property	
RECREATION and CONSERVATION		Other 20,433,542	20,433,542	Balance December 31, 1991	257,976.35
Beaches and Boardwalks		Total 75,153,861	27,749,645	PROPERTY ACQUIRED BY DEED OR FORECLOSURE	
Parks, Playgrounds, Shade Trees	1,177,000.00	ISSUED AND OUTSTANDING		Balance January 1, 1991	2,746,341.00
Land Reclamation & Conservation	1,000.00	School 24,745,600.00		Transfers From Taxes or Liens	
Other Recreational Services	160,800.00	Self-Liquidating 10,487,719.00		Sale for Cash (1991)	
EDUCATION (excluding schools)		Other 15,352,769.74		Cancelled, Abated or Adjusted (1991)	
Libraries	1,494,600.00	Total 50,586,088.74		Balance December 31, 1991	2,746,341.00
Other Educational Services		EQUALIZED VALUATION BASIS		CURRENT FINANCES DECEMBER 31, 1991	
STATUTORY EXPENDITURES		FOR NET DEBT COMPUTATION	2,770,056,600	ASSETS	
Pensions & F. L. C. A.	1,567,788.00	REAL PROPERTY VALUATIONS		Cash Dec. 31, 1991	8,087,875.59
Employee Fringe Benefits	4,400,000.00	Code Class # of Parcels % VAL'N		Taxes Receivable	3,717,055.63
Other Statutory Expenditures		1 Vacant Land 459 3.36	86,104,300.00	Tax Title Liens	257,976.35
CETA And Other Public Employment Programs		2 Residential 10618 55.28	1,418,339,200.00	Foreclosed Property	2,746,341.00
MUNICIPAL FUNCTIONS TOTAL	41,642,712.60	3 Farm		Emergencies & Other Deferred Charges	
CAPITAL IMPROVEMENTS *MEMO*	40,000.00	4a Commercial 1326 15.18	389,403,500.00	State and Federal Aid Receivable	5,392.26
DEBT SERVICE		4b Industrial 184 21.62	554,605,000.00	Other Receivables	5,748,693.61
Principal Payments	1,720,000.00	4c Apartments 327 4.57	117,300,700.00	Total	20,563,334.44
Interest Payments	2,135,000.00	Total 12914	2,565,752,700.00	LIABILITIES, RESERVES, AND SURPLUS	
TYPE I SCHL DEBT *MEMO*	2,360,000.00	Land Area 5.39 Sq. Miles		Cash Liabilities	4,865,842.27
DEFERRED CHARGES	1,003,634.48	Net Valuation Taxable—Municipal	2,578,425,808	Reserves for Receivables	12,465,792.32
SCHOOL, COUNTY, SPECIAL DISTRICT TAXES	45,180,032.94	Net Valuation Taxable—County	3,074,402,575	Surplus Dec. 31, 1991	3,231,699.85
RESERVE FOR UNCOLLECTED TAXES	3,000,000.00	State Equalized Valuation	2,825,073,305	Total	20,563,334.44
EXPENDITURES TOTAL	94,681,380.02	State Equalization Ratio	91.23		

1503
 Population 1980 1,714
 Population 1990 1,475
 S & P Rating
 Moody Rating 8AA1
 General Tax Rate Per \$100. 2.41
 State Equalized Tax Rate 1.12

BEACH HAVEN BOROUGH - OCEAN CO.
 Form of Government
 Commission (1911)
 Number of Members - 3

PER CAPITA:
 Gross Debt 2,777.31
 Net Debt 1,904.95
 Debt Service 264.08
 Total Tax Levy 4,616.27
 Municipal Expenditures 2,864.44
 PER CENT:
 Gross Debt .70
 Net Debt .48
 Tax Levy Collected 94.55
 Tax Levy Cancelled, Abated or Adjusted 1.32

EXPENDITURES		REVENUES-REALIZED		1991 PROPERTY TAX	
GENERAL GOVERNMENT		1991 Property Taxes Collected		STATE EQUALIZED TAX RATE	
Governing Body & Public Boards		1991 Payments in Lieu of Taxes	6,438,441.15	Local District School Taxes	.12 712,141.00
Municipal Clerk		Delinquent Tax & Lien Collections	411,613.37	Regional & Consolidated School Tax	.23 1,363,821.32
Financial Administration	105,300.00	Business Personalty Replacement Taxes	25,666.52	School Taxes in Municipal Budget	
Assessment of Taxes	30,675.00	Taxes from Public Utilities	209,250.00	County Taxes	.36 * 2,150,074.49
Collection of Taxes	54,805.00	Other Miscellaneous Tax Revenues		County Library Taxes	
Planning, Housing & Development	36,025.00	State Aid Revenues	65,703.09	Local Municipal Purpose Taxes	.42 2,551,293.00
Human Resources	61,468.09	Federal Aid Revenues		Veteran & Senior Citizen Taxes	25,600.00
Elections	600.00	State and Local Fiscal Assistance Act Utilized		Total Taxes for Rate Computation	1.13 6,802,929.81
General Administration (other)	301,503.10	Sole of Acquired Property		Special District Taxes	
JUDICIARY		Other Miscellaneous Revenues	574,677.42	Bank Corp. Taxes	
Municipal Courts	37,425.05	Prior Years Surplus Appropriated	865,180.00	Added and Omitted Taxes	31,675.50
PUBLIC SAFETY		REVENUES TOTAL	8,590,531.55	Total Taxes Levied - ABSTRACT	6,809,005.31
Fire Protection	23,639.00	Reserve For Uncollected Taxes	471,000.00	Total Taxes Billed	6,809,783.01
Police Protection	703,997.09	CAPITAL OUTLAY TOTAL	192,771.60	1991 TAXES COLLECTED	6,438,441.15
Civil Defense & Disaster Control	115,200.00	Public Enterprises	7,825.69	1991 Taxes Cancelled, Abated or Adjusted	89,827.70
Environmental Inspection & Control	1,550.00	Recreation—Culture		Transfer to Tax Title Liens or Foreclosed	438.26
Other Public Safety		Public Works	105,474.78	Balance Outstanding Dec. 31, 1991	281,075.90
PUBLIC WORKS		Buildings and Grounds	79,471.13	PRIOR YEARS TAXES OUTSTANDING	
Streets and Drainage	242,075.00	Library and Education		Balance January 1, 1991	362,415.36
Sewers and Sewage Processing	35,700.00	Conservation		Collected in 1991	351,801.91
Garbage and Trash Disposal	511,023.00	All Other		Cancelled, Abated or Adjusted 1991	
Public Buildings and Grounds	82,350.00	CAPITAL DEBT AUTHORIZED, DECEMBER 31, 1991		Transfers to Tax Title Liens or Foreclosed	
Other Public Works	102,909.85	ISSUED AND UNISSUED		Balance December 31, 1991	10,613.45
HEALTH and WELFARE		School	196,469	TAX TITLE LIENS OUTSTANDING	
Health Services Except Environmental	34,000.00	Self-Liquidating	1,090,258	Balance January 1, 1991	63,555.88
Welfare-Public Assistance	4,000.00	Other	2,809,808	Transfer From Taxes	438.26
Hospital, Clinics, First Aid	5,000.00	Total	4,096,535	Redeemed in 1991	59,811.46
Animal, Insect, & Rodent Control	3,210.00	ISSUED AND OUTSTANDING		Cancelled, Abated or Adjusted (1991)	
Other Welfare Services		School	196,469.62	Transfers to Foreclosed Property	
RECREATION and CONSERVATION		Self-Liquidating	1,070,949.47	Balance December 31, 1991	4,182.68
Beaches and Boardwalks	143,805.00	Other	2,734,193.47	PROPERTY ACQUIRED BY DEED OR FORECLOSURE	
Parks, Playgrounds, Shade Trees	13,933.00	Total	4,001,612.56	Balance January 1, 1991	24,705.00
Land Reclamation & Conservation		EQUALIZED VALUATION BASIS		Transfers From Taxes or Liens	
Other Recreational Services	15,850.00	FOR NET DEBT COMPUTATION	583,353,349	Sale for Cash (1991)	
EDUCATION (excluding schools)		REAL PROPERTY VALUATIONS		Cancelled, Abated or Adjusted (1991)	
Libraries	188,000.00	Code Class # of Parcels % VAL'N		Balance December 31, 1991	24,705.00
Other Educational Services	1,500.00	1 Vacant Land 373 3.94	11,052,660.00	CURRENT FINANCES DECEMBER 31, 1991	
STATUTORY EXPENDITURES		2 Residential 2043 82.11	230,535,300.00	ASSETS	
Pensions & F. I. C. A.	216,459.74	3 Farm		Cash Dec. 31, 1991	2,448,971.18
Employee Fringe Benefits	240,525.00	4a Commercial 102 10.72	30,083,000.00	Taxes Receivable	291,689.35
Other Statutory Expenditures	11,300.00	4b Industrial		Tax Title Liens	4,182.68
CETA And Other Public Employment Programs		4c Apartments 34 3.24	9,094,696.00	Foreclosed Property	24,705.00
MUNICIPAL FUNCTIONS TOTAL	3,328,832.92	Total 2552	280,770,656.00	Emergencies & Other Deferred Charges	153,512.40
CAPITAL IMPROVEMENTS *MEMO*	63,850.00	Land Area 1.00 Sq. Miles		State and Federal Aid Receivable	
DEBT SERVICE		Net Valuation Taxable-Municipal	281,482,910	Other Receivables	24,238.62
Principal Payments	219,136.82	Net Valuation Taxable-County	595,357,612	Total	2,947,299.23
Interest Payments	171,329.19	State Equalized Valuation	602,191,803	LIABILITIES, RESERVES, AND SURPLUS	
DEFERRED CHARGES	35,699.26	State Equalization Ratio	46.68	Cash Liabilities	1,293,112.17
SCHOOL, COUNTY, SPECIAL DISTRICT TAXES	4,224,036.81			Reserves for Receivables	492,355.62
RESERVE FOR UNCOLLECTED TAXES	471,000.00			Surplus Dec. 31, 1991	1,161,831.44
EXPENDITURES TOTAL	8,451,035.00			Total	2,947,299.23

1504

Population 1980 7,687
 Population 1990 9,324
 S & P Rating
 Moody Rating BAA1

General Tax Rate Per \$100.

State Equalized Tax Rate

1.70

1.73

BEACHWOOD BOROUGH - OCEAN COUNTY
 Form of Government
 Borough Council
 Number of Members - 6

PER CAPITA:

Gross Debt 784.25
 Net Debt 446.10
 Debt Service 97.58
 Total Tax Levy 727.76
 Municipal Expenditures 493.97

PER CENT:

Gross Debt 1.91
 Net Debt 1.09
 Tax Levy Collected 94.67
 Tax Levy Cancelled, Abated or Adjusted

EXPENDITURES		REVENUES-REALIZED		1991 PROPERTY TAX	
GENERAL GOVERNMENT				STATE EQUALIZED TAX RATE	
Governing Body & Public Boards		1991 Property Taxes Collected	6,424,220.33	Local District School Taxes	
Municipal Clerk		1991 Payments in Lieu of Taxes		Regional & Consolidated School Tax	1.03 3,881,812.66
Financial Administration	72,650.66	Delinquent Tax & Lien Collections	421,521.46	School Taxes in Municipal Budget	
Assessment of Taxes	11,921.00	Business Personalty Replacement Taxes	10,925.88	County Taxes	.39 * 1,458,281.46
Collection of Taxes	78,308.00	Taxes from Public Utilities	413,445.00	County Library Taxes	.03 115,073.75
Planning, Housing & Development	20,582.00	Other Miscellaneous Tax Revenues		Local Municipal Purpose Taxes	.34 1,298,224.00
Human Resources	97,370.44	State Aid Revenues	511,905.80	Veteran & Senior Citizen Taxes	
Elections	1,200.00	Federal Aid Revenues		Total Taxes for Rate Computation	1.79 6,850,891.87
General Administration (other)	377,480.00	State and Local Fiscal Assistance Act Utilized		Special District Taxes	
JUDICIARY		Sale of Acquired Property		Bank Corp. Taxes	
Municipal Courts	60,193.74	Other Miscellaneous Revenues	644,060.82	Added and Omitted Taxes	32,229.41
PUBLIC SAFETY		Total	8,426,079.79	Total Taxes Levied - ABSTRACT	6,785,621.28
Fire Protection	100,315.00	Prior Years Surplus Appropriated	1,982,175.00	Total Taxes Billed	6,785,624.28
Police Protection	768,496.06	REVENUES TOTAL	10,408,254.79	1991 TAXES COLLECTED	6,424,220.83
Civil Defense & Disaster Control	17,450.00	Reserve For Uncollected Taxes	634,885.65	1991 Taxes Cancelled, Abated or Adjusted	
Environmental Inspection & Control	16,410.00	CAPITAL OUTLAY TOTAL	925,680.66	Transfer to Tax Title Liens or Foreclosed	46,192.78
Other Public Safety				Balance Outstanding Dec. 31, 1991	315,210.67
PUBLIC WORKS				PRIOR YEARS TAXES OUTSTANDING	
Streets and Drainage	136,660.00	Public Enterprises	486,768.29	Balance January 1, 1991	454,673.44
Sewers and Sewage Processing	186,770.00	Recreation-Culture		Collected in 1991	403,905.38
Garbage and Trash Disposal	319,285.00	Public Works	9,520.61	Cancelled, Abated or Adjusted 1991	765.99
Public Buildings and Grounds	10,530.00	Buildings and Grounds	426,391.76	Transfers to Tax Title Liens or Foreclosed	45,034.54
Other Public Works	282,980.00	Library and Education		Balance December 31, 1991	4,967.53
HEALTH and WELFARE		Conservation		TAX TITLE LIENS OUTSTANDING	
Health Services Except Environmental	925.00	All Other		Balance January 1, 1991	72,225.75
Welfare-Public Assistance	26,217.00	CAPITAL DEBT AUTHORIZED, DECEMBER 31, 1991		Transfer From Taxes	97,856.63
Hospital, Clinics, First Aid		ISSUED AND UNISSUED GROSS DEBT NET DEBT		Redeemed in 1991	17,616.08
Animal, Insect, & Rodent Control	13,000.00	School 829,125		Cancelled, Abated or Adjusted (1991)	
Other Welfare Services		Self-Liquidating 2,323,800		Transfers to Foreclosed Property	
RECREATION and CONSERVATION		Other 4,159,400	4,159,400	Balance December 31, 1991	152,466.30
Beaches and Boardwalks	7,731.00	Total 7,312,325	4,159,400	PROPERTY ACQUIRED BY DEED OR FORECLOSURE	
Parks, Playgrounds, Shade Trees	2,857.00			Balance January 1, 1991	1,022,602.00
Land Reclamation & Conservation				Transfers from Taxes or Liens	
Other Recreational Services	970.00	ISSUED AND OUTSTANDING		Sale for Cash (1991)	
EDUCATION (excluding schools)		School 829,125.72		Cancelled, Abated or Adjusted (1991)	
Libraries	1,060.00	Self-Liquidating 1,750,000.00		Balance December 31, 1991	1,022,602.00
Other Educational Services		Other 3,326,300.00		CURRENT FINANCES DECEMBER 31, 1991	
STATUTORY EXPENDITURES		Total 5,905,425.72		ASSETS	
Pensions & F. L. C. A.	192,058.00	EQUALIZED VALUATION BASIS		Cash Dec. 31, 1991	3,099,288.67
Employee Fringe Benefits	215,090.00	FOR NET DEBT COMPUTATION	382,833,055	Taxes Receivable	320,178.20
Other Statutory Expenditures	15,000.00	REAL PROPERTY VALUATIONS		Tax Title Liens	152,466.30
CETA And Other Public Employment Programs		Code Class # of Parcels % VAL'N ASSESSED VALUATION		Foreclosed Property	1,022,602.00
MUNICIPAL FUNCTIONS TOTAL	3,034,009.90	1 Vacant Land 1049 6.64 26,246,900.00		Emergencies & Other Deferred Charges	9,000.00
CAPITAL IMPROVEMENTS *MEMO*	61,335.00	2 Residential 3161 89.51 354,004,500.00		State and Federal Aid Receivable	
DEBT SERVICE		3 Farm 2 3.36 15,254,400.00		Other Receivables	327,294.42
Principal Payments	669,000.00	4a Commercial 72 3.36 15,254,400.00		Total	4,930,829.59
Interest Payments	240,382.48	4b Industrial		LIABILITIES, RESERVES, AND SURPLUS	
DEFERRED CHARGES	26,956.30	4c Apartments		Cash Liabilities	1,591,056.52
SCHOOL, COUNTY, SPECIAL DISTRICT TAXES	5,455,107.87	Total 4232 395,505,800.00		Reserves for Receivables	1,822,540.92
RESERVE FOR UNCOLLECTED TAXES	634,835.65	Land Area 2.80 Sq. Miles		Surplus Dec. 31, 1991	1,517,232.15
EXPENDITURES TOTAL	10,000,902.20	Net Valuation Taxable-Municipal 396,677,238		Total	4,930,829.59
		Net Valuation Taxable-County 392,200,050			
		State Equalized Valuation 373,274,604			
		State Equalization Ratio 104.88			

1.07

Form of Government
Township Committee
Number of Members - 3

Gross Debt	.79
Net Debt	.78
Tax Levy Collected	96.35
Tax Levy Cancelled, Abated or Adjusted	1.04

1987 / 3000

0701
Population 1980 35,367
Population 1990 34,213
S & P Rating
Moody Rating AAA

General Tax Rate Per \$100.
9.49
State Equalized Tax Rate
2.78

BELLEVILLE TOWNSHIP - ESSEX COUNTY
Form of Government
Commission (1911)
Number of Members - 5

PER CAPITA:
Gross Debt 347.86
Net Debt 319.79
Debt Service 11.03
Total Tax Levy 1,297.51
Municipal Expenditures 778.26
PER CENT:
Gross Debt .74
Net Debt .68
Tax Levy Collected 93.97
Tax Levy Cancelled, Abated or Adjusted 1.55

EXPENDITURES		REVENUES-REALIZED		1991 PROPERTY TAX	
GENERAL GOVERNMENT				STATE EQUALIZED TAX RATE 1.22	
Governing Body & Public Boards		1991 Property Taxes Collected	41,727,355.09	Local District School Taxes	19,543,269.00
Municipal Clerk	124,332.00	1991 Payments in Lieu of Taxes		Regional & Consolidated School Tax	
Financial Administration	275,385.38	Delinquent Tax & Lien Collections	1,356,108.06	School Taxes in Municipal Budget	
Assessment of Taxes	79,928.00	Business Personalty Replacement Taxes	910,853.84	County Taxes	9,780,668.54
Collection of Taxes	124,000.00	Taxes from Public Utilities	1,923,975.00	County Library Taxes	
Planning, Housing & Development	152,361.00	Other Miscellaneous Tax Revenues		Local Municipal Purpose Taxes	15,011,396.40
Human Resources	466,052.00	State Aid Revenues	2,491,035.03	Veteran & Senior Citizen Taxes	386,650.00
Elections	33,828.92	Federal Aid Revenues	19,886.00	Total Taxes for Rate Computation	44,721,983.94
General Administration (other)	1,772,779.68	State and Local Fiscal Assistance Act Utilized		Special District Taxes	
JUDICIARY		Sale of Acquired Property		Bank Corp. Taxes	
Municipal Courts	213,649.03	Other Miscellaneous Revenues	2,428,654.00	Added and Omitted Taxes	56,408.58
PUBLIC SAFETY		Total	50,857,867.02	Total Taxes Levied - ABSTRACT	44,391,742.52
Fire Protection	3,640,899.66	Prior Years Surplus Appropriated	2,250,000.00	Total Taxes Billed	44,403,387.36
Police Protection	4,272,581.03	REVENUES TOTAL	53,107,867.02	1991 TAXES COLLECTED	41,727,355.09
Civil Defense & Disaster Control	13,571.53	Reserve For Uncollected Taxes	2,628,405.29	1991 Taxes Cancelled, Abated or Adjusted	688,803.18
Environmental Inspection & Control	204,606.00	CAPITAL OUTLAY TOTAL	4,095,123.74	Transfer to Tax Title Liens or Foreclosed	280,574.68
Other Public Safety	27,001.30			Balance Outstanding Dec. 31, 1991	1,706,654.41
PUBLIC WORKS				PRIOR YEARS TAXES OUTSTANDING	
Streets and Drainage	1,122,516.28	Public Enterprises	39,307.86	Balance January 1, 1991	1,729,484.89
Sewers and Sewage Processing	1,144,312.17	Recreation-Culture	152,970.00	Collected in 1991	1,240,861.91
Garbage and Trash Disposal	2,307,167.38	Public Works	524,682.24	Cancelled, Abated or Adjusted 1991	
Public Buildings and Grounds	768,891.30	Buildings and Grounds	3,303,165.33	Transfers to Tax Title Liens or Foreclosed	98,952.57
Other Public Works	320,767.47	Library and Education	74,999.31	Balance December 31, 1991	389,670.41
HEALTH and WELFARE		Conservation		TAX TITLE LIENS OUTSTANDING	
Health Services Except Environmental	418,434.44	All Other		Balance January 1, 1991	723,244.25
Welfare-Public Assistance	245,416.57			Transfer From Taxes	411,970.15
Hospital, Clinics, First Aid				Redeemed in 1991	115,246.15
Animal, Insect, & Rodent Control	23,500.00			Cancelled, Abated or Adjusted (1991)	
Other Welfare Services	65,991.00			Transfers to Foreclosed Property	
RECREATION and CONSERVATION				Balance December 31, 1991	1,015,968.25
Beaches and Boardwalks				PROPERTY ACQUIRED BY DEED OR	
Parks, Playgrounds, Shade Trees	221,476.00			FORECLOSURE	
Land Reclamation & Conservation				Balance January 1, 1991	75,550.00
Other Recreational Services	180,769.00			Transfers From Taxes or Liens	
EDUCATION (excluding schools)				Sale for Cash (1991)	
Libraries	587,537.00			Cancelled, Abated or Adjusted (1991)	
Other Educational Services				Balance December 31, 1991	75,550.00
STATUTORY EXPENDITURES				CURRENT FINANCES DECEMBER 31, 1991	
Pensions & F. L. C. A.	1,888,233.95			ASSETS	
Employee Fringe Benefits	2,316,151.32			Cash Dec. 31, 1991	7,784,393.10
Other Statutory Expenditures				Taxes Receivable	2,096,324.82
CETA And Other Public Employment Programs				Tax Title Liens	1,015,968.25
MUNICIPAL FUNCTIONS TOTAL	23,512,159.91			Foreclosed Property	75,550.00
CAPITAL IMPROVEMENTS *MEMO*	200,000.00			Emergencies & Other Deferred Charges	123,479.09
DEBT SERVICE				State and Federal Aid Receivable	600,831.00
Principal Payments	200,000.00			Other Receivables	542,938.80
Interest Payments	177,362.17			Total	12,243,485.06
DEFERRED CHARGES	108,544.93			LIABILITIES, RESERVES, AND SURPLUS	
SCHOOL, COUNTY, SPECIAL DISTRICT TAXES	29,323,937.54			Cash Liabilities	8,393,192.15
RESERVE FOR UNCOLLECTED TAXES	2,623,435.29			Reserves for Receivables	3,658,567.87
EXPENDITURES TOTAL	55,950,409.34			Surplus Dec. 31, 1991	191,725.04
				Total	12,243,485.06

0404
Population 1980 13,721
Population 1990 12,603
S & P Rating
Moody Rating BAA

General Tax Rate Per \$100.
2.79
State Equalized Tax Rate
2.56

BELMAWR BOROUGH - CAMDEN COUNTY
Form of Government
Borough Council
Number of Members - 6

PER CAPITA:
Gross Debt 247.54
Net Debt 244.03
Debt Service 44.14
Total Tax Levy 975.93
Municipal Expenditures 421.01
PER CENT:
Gross Debt .73
Net Debt .72
Tax Levy Collected 95.99
Tax Levy Cancelled, Abated or Adjusted .06

EXPENDITURES		REVENUES-REALIZED		1991 PROPERTY TAX	
GENERAL GOVERNMENT		1991 Property Taxes Collected		STATE EQUALIZED TAX RATE	
Governing Body & Public Boards		1991 Payments in Lieu of Taxes	11,814,917.18	Local District School Taxes	.88
Municipal Clerk		Delinquent Tax & Lien Collections	511,428.21	Regional & Consolidated School Tax	.36
Financial Administration	29,554.00	Business Personalty Replacement Taxes	104,440.88	School Taxes in Municipal Budget	
Assessment of Taxes	25,300.00	Taxes from Public Utilities	739,806.74	County Taxes	.75
Collection of Taxes	67,768.00	Other Miscellaneous Tax Revenues		County Library Taxes	.02
Planning, Housing & Development	6,110.00	State Aid Revenues	801,287.75	Local Municipal Purpose Taxes	.55
Human Resources	107,437.00	Federal Aid Revenues		Veteran & Senior Citizen Taxes	
Elections	7,300.00	State and Local Fiscal Assistance Act Utilized		Total Taxes for Rate Computation	2.56
General Administration (other)	559,507.00	Sale of Acquired Property		Special District Taxes	
JUDICIARY		Other Miscellaneous Revenues	621,624.41	Bank Corp. Taxes	
Municipal Courts	110,247.86	Total	14,593,505.17	Added and Omitted Taxes	36,047.12
PUBLIC SAFETY		Prior Years Surplus Appropriated	120,000.00	Total Taxes Levied - ABSTRACT	12,299,671.46
Fire Protection	97,136.00	REVENUES TOTAL	14,713,505.17	Total Taxes Billed	12,308,745.09
Police Protection	812,973.12	Reserve For Uncollected Taxes	662,733.17	1991 TAXES COLLECTED	11,814,917.18
Civil Defense & Disaster Control	7,000.00	CAPITAL OUTLAY TOTAL	372,229.99	1991 Taxes Cancelled, Abated or Adjusted	7,469.03
Environmental Inspection & Control	51,970.00			Transfer to Tax Title Liens or Foreclosed	18,562.94
Other Public Safety				Balance Outstanding Dec. 31, 1991	467,795.94
PUBLIC WORKS				PRIOR YEARS TAXES OUTSTANDING	
Streets and Drainage	712,600.00	Public Enterprises		Balance January 1, 1991	521,852.56
Sewers and Sewage Processing		Recreation-Culture		Collected in 1991	468,808.68
Garbage and Trash Disposal	435,690.00	Public Works	244,067.14	Cancelled, Abated or Adjusted 1991	
Public Buildings and Grounds	75,410.00	Buildings and Grounds	128,162.85	Transfers to Tax Title Liens or Foreclosed	
Other Public Works	500.00	Library and Education		Balance December 31, 1991	53,043.88
HEALTH and WELFARE		Conservation		TAX TITLE LIENS OUTSTANDING	
Health Services Except Environmental	8,293.00	All Other		Balance January 1, 1991	107,785.93
Welfare-Public Assistance	16,025.00	CAPITAL DEBT AUTHORIZED, DECEMBER 31, 1991		Transfer From Taxes	18,562.94
Hospital, Clinics, First Aid		ISSUED AND UNISSUED		Redeemed in 1991	42,619.53
Animal, Insect, & Rodent Control	500.00	School	27,985	Cancelled, Abated or Adjusted (1991)	
Other Welfare Services		Self-Liquidating	737,100	Transfers to Foreclosed Property	
RECREATION and CONSERVATION		Other	2,354,653	Balance December 31, 1991	83,729.34
Beaches and Boardwalks		Total	3,119,738	PROPERTY ACQUIRED BY DEED OR FORECLOSURE	
Parks, Playgrounds, Shade Trees	156,400.00	ISSUED AND OUTSTANDING		Balance January 1, 1991	14,761.00
Land Reclamation & Conservation	600.00	School	27,985.78	Transfers From Taxes or Liens	
Other Recreational Services	19,000.00	Self-Liquidating	455,800.00	Sale for Cash (1991)	
EDUCATION (excluding schools)		Other	1,878,280.00	Cancelled, Abated or Adjusted (1991)	
Libraries	11,180.00	Total	2,362,065.78	Balance December 31, 1991	14,761.00
Other Educational Services		EQUALIZED VALUATION BASIS		CURRENT FINANCES DECEMBER 31, 1991	
STATUTORY EXPENDITURES		FOR NET DEBT COMPUTATION	428,721,442	ASSETS	
Pensions & F. I. C. A.	286,483.00	REAL PROPERTY VALUATIONS		Cash Dec. 31, 1991	3,181,504.10
Employee Fringe Benefits	447,731.00	Code Class # of Parcels % VAL'N		Taxes Receivable	520,839.82
Other Statutory Expenditures	6,000.00	1 Vacant Land 133 1.30	5,688,900.00	Tax Title Liens	83,729.34
CETA And Other Public Employment Programs		2 Residential 3338 64.22	281,447,600.00	Foreclosed Property	14,761.00
MUNICIPAL FUNCTIONS TOTAL	4,058,714.98	3 Farm		Emergencies & Other Deferred Charges	15,112.20
CAPITAL IMPROVEMENTS *MEMO*	30,000.00	4a Commercial 114 7.95	34,834,200.00	State and Federal Aid Receivable	
DEBT SERVICE		4b Industrial 63 19.66	86,169,600.00	Other Receivables	35,323.71
Principal Payments	453,584.00	4c Apartments 9 6.88	30,132,100.00	Total	3,855,270.17
Interest Payments	97,739.54	Total	438,272,400.00	LIABILITIES, RESERVES, AND SURPLUS	
DEFERRED CHARGES	28,163.33	Land Area 2.99 Sq. Miles		Cash Liabilities	2,425,179.08
SCHOOL COUNTY, SPECIAL DISTRICT TAXES	9,649,293.34	Net Valuation Taxable-Municipal	439,723,989	Reserves for Receivables	654,653.87
RESERVE FOR UNCOLLECTED TAXES	662,733.17	Net Valuation Taxable-County	422,130,356	Surplus Dec. 31, 1991	775,437.22
EXPENDITURES TOTAL	14,955,228.86	State Equalized Valuation	479,028,575	Total	3,855,270.17
		State Equalization Ratio	91.77		

1306
Population 1980 6,771
Population 1990 5,877
S & P Rating
Moody Rating A

General Tax Rate Per \$100. 1.87
State Equalized Tax Rate 2.10

BELMAR BOROUGH - MONMOUTH COUNTY
Form of Government
Commission (1911)
Number of Members - 3

PER CAPITA:
Gross Debt 1,299.31
Net Debt 683.72
Debt Service 204.95
Total Tax Levy 1,613.32
Municipal Expenditures 1,493.26
PER CENT:
Gross Debt 1.68
Net Debt .88
Tax Levy Collected 91.64
Tax Levy Cancelled, Abated or Adjusted .53

EXPENDITURES		REVENUES-REALIZED		1991 PROPERTY TAX	
GENERAL GOVERNMENT				STATE EQUALIZED TAX RATE $\frac{2.10}{1.87} = 1.12$	
Governing Body & Public Boards		1991 Property Taxes Collected	8,691,926.72	Local District School Taxes	2,855,270.50
Municipal Clerk		1991 Payments in Lieu of Taxes		Regional & Consolidated School Tax	
Financial Administration	123,606.00	Delinquent Tax & Lien Collections	588,761.50	School Taxes in Municipal Budget	
Assessment of Taxes	33,835.00	Business Personality Replacement Taxes	57,040.00	County Taxes	1,857,495.04 *
Collection of Taxes	44,290.00	Taxes from Public Utilities	308,568.00	County Library Taxes	
Planning, Housing & Development	21,808.00	Other Miscellaneous Tax Revenues		Local Municipal Purpose Taxes	4,758,971.54
Human Resources	6,414.00	State Aid Revenues	438,802.20	Veteran & Senior Citizen Taxes	46,750.00
Elections	2,911.00	Federal Aid Revenues		Total Taxes for Rate Computation	9,518,487.08
General Administration (other)	726,146.00	State and Local Fiscal Assistance Act Utilized		Special District Taxes	
JUDICIARY		Sale of Acquired Property		Bank Corp. Taxes	
Municipal Courts	261,921.50	Other Miscellaneous Revenues	2,869,729.47	Added and Omitted Taxes	9,750.75
PUBLIC SAFETY		Total	12,954,827.89	Total Taxes Levied - ABSTRACT	9,481,487.83
Fire Protection	221,483.00	Prior Years Surplus Appropriated	450,000.00	Total Taxes Billed	9,485,306.63
Police Protection	1,409,339.70	REVENUES TOTAL	13,404,827.89	1991 TAXES COLLECTED	8,691,926.72
Civil Defense & Disaster Control	17,000.00	Reserve For Uncollected Taxes	768,717.72	1991 Taxes Cancelled, Abated or Adjusted	50,425.14
Environmental Inspection & Control	69,608.00	CAPITAL OUTLAY TOTAL	1,922,469.25	Transfer to Tax Title Liens or Foreclosed	132,234.50
Other Public Safety				Balance Outstanding Dec. 31, 1991	610,720.27
PUBLIC WORKS				PRIOR YEARS TAXES OUTSTANDING	
Streets and Drainage	534,221.00	Public Enterprises	882,145.51	Balance January 1, 1991	620,408.88
Sewers and Sewage Processing		Recreation-Culture	35,000.00	Collected in 1991	558,732.66
Garbage and Trash Disposal	573,802.00	Public Works	634,244.70	Cancelled, Abated or Adjusted 1991	18,008.80
Public Buildings and Grounds	263,947.00	Buildings and Grounds	441,079.04	Transfers to Tax Title Liens or Foreclosed	1,965.98
Other Public Works	126,108.00	Library and Education		Balance December 31, 1991	41,701.44
HEALTH and WELFARE		Conservation		TAX TITLE LIENS OUTSTANDING	
Health Services Except Environmental		All Other		Balance January 1, 1991	220,471.70
Welfare-Public Assistance	40,107.00	CAPITAL DEBT AUTHORIZED, DECEMBER 31, 1991		Transfer From Taxes	134,592.79
Hospital, Clinics, First Aid		ISSUED AND UNISSUED		Redeemed in 1991	30,028.84
Animal, Insect, & Rodent Control	8,000.00	School		Cancelled, Abated or Adjusted (1991)	
Other Welfare Services		Self-Liquidating	3,067,831	Transfers to Foreclosed Property	
RECREATION and CONSERVATION		Other	4,568,236	Balance December 31, 1991	325,035.65
Beaches and Boardwalks		Total	7,636,067	PROPERTY ACQUIRED BY DEED OR FORECLOSURE	
Parks, Playgrounds, Shade Trees	61,220.00	ISSUED AND OUTSTANDING		Balance January 1, 1991	16,850.00
Land Reclamation & Conservation	135,731.00	School		Transfers From Taxes or Liens	
Other Recreational Services	949,127.00	Self-Liquidating	1,526,668.51	Sale for Cash (1991)	
EDUCATION (excluding schools)		Other	3,861,000.00	Cancelled, Abated or Adjusted (1991)	
Libraries	152,866.65	Total	5,387,668.51	Balance December 31, 1991	16,850.00
Other Educational Services		EQUALIZED VALUATION BASIS		CURRENT FINANCES DECEMBER 31, 1991	
STATUTORY EXPENDITURES		FOR NET DEBT COMPUTATION	455,566,201	ASSETS	
Pensions & F. L. C. A.	274,538.98	REAL PROPERTY VALUATIONS		Cash Dec. 31, 1991	2,954,319.06
Employee Fringe Benefits	457,934.00	Code Class # of Parcels % VAL'N ASSESSED VALUATION		Taxes Receivable	652,421.71
Other Statutory Expenditures		1 Vacant Land 59 1.12 5,673,600.00		Tax Title Liens	325,035.65
CETA And Other Public Employment Programs		2 Residential 24.2 73.61 397,497,000.00		Foreclosed Property	16,850.00
MUNICIPAL FUNCTIONS TOTAL	6,520,014.83	3 Farm 75,262,900.00		Emergencies & Other Deferred Charges	64,400.00
CAPITAL IMPROVEMENTS *MEMO*		4a Commercial 1.63 14.98 1,617,000.00		State and Federal Aid Receivable	55,302.68
DEBT SERVICE		4b Industrial 4 .32 25,596,400.00		Other Receivables	38,922.97
Principal Payments	885,000.00	4c Apartments 42 5.06 505,646,900.00		Total	4,107,752.07
Interest Payments	319,502.50	Total		LIABILITIES, RESERVES, AND SURPLUS	
DEFERRED CHARGES	282,663.67	Land Area 1.00 Sq. Miles		Cash Liabilities	1,616,867.52
SCHOOL COUNTY, SPECIAL DISTRICT TAXES	4,712,765.54	Net Valuation Taxable-Municipal	506,443,393	Reserves for Receivables	1,033,230.33
RESERVE FOR UNCOLLECTED TAXES	768,717.72	Net Valuation Taxable-County	457,607,014	Surplus Dec. 31, 1991	1,457,654.22
EXPENDITURES TOTAL	13,483,666.26	State Equalized Valuation	451,341,713	Total	4,107,752.07
		State Equalization Ratio	112.23		

2103
Population 1980 2,475
Population 1990 2,669
S & P Rating
Moody Rating AAA

General Tax Rate Per \$100. 1.98
State Equalized Tax Rate 2.14

BELVIDERE TOWN - WARREN COUNTY
Form of Government
Town Council
Number of Members - 6

PER CAPITA:
Gross Debt 1,156.70
Net Debt 449.40
Debt Service 22.50
Total Tax Levy 1,179.45
Municipal Expenditures 736.83
PER CENT:
Gross Debt 2.11
Net Debt .82
Tax Levy Collected 90.51
Tax Levy Cancelled, Abated or Adjusted .43

EXPENDITURES	REVENUES-REALIZED	1991 PROPERTY TAX
GENERAL GOVERNMENT		STATE EQUALIZED TAX RATE 1.27
Governing Body & Public Boards	1991 Property Taxes Collected 2,860,254.77	Local District School Taxes 1,876,794.00
Municipal Clerk	1991 Payments in Lieu of Taxes	Regional & Consolidated School Tax
Financial Administration 19,544.90	Delinquent Tax & Lien Collections 261,204.38	School Taxes in Municipal Budget
Assessment of Taxes 13,457.50	Business Personalty Replacement Taxes 98,083.48	County Taxes .59 869,740.18
Collection of Taxes 14,247.50	Taxes from Public Utilities 385,127.00	County Library Taxes
Planning, Housing & Development 12,555.00	Other Miscellaneous Tax Revenues	Local Municipal Purpose Taxes .27 393,220.41
Human Resources 35,084.00	State Aid Revenues 128,517.33	Veteran & Senior Citizen Taxes 23,450.00
Elections	Federal Aid Revenues	Total Taxes for Rate Computation 2.13 3,163,204.59
General Administration (other) 265,438.30	State and Local Fiscal Assistance Act Utilized 312.68	Special District Taxes
JUDICIARY	Sale of Acquired Property	Bank Corp. Taxes
Municipal Courts 31,310.03	Other Miscellaneous Revenues 187,284.20	Added and Omitted Taxes 8,208.83
PUBLIC SAFETY	Total 3,920,783.84	Total Taxes Levied - ABSTRACT 3,147,963.42
Fire Protection 55,210.00	Prior Years Surplus Appropriated 559,404.00	Total Taxes Billed 3,159,981.13
Police Protection 234,800.56	REVENUES TOTAL 4,480,187.84	1991 TAXES COLLECTED 2,860,254.77
Civil Defense & Disaster Control 5,500.00	Reserve For Uncollected Taxes 527,341.41	1991 Taxes Cancelled, Abated or Adjusted 13,543.20
Environmental Inspection & Control	CAPITAL OUTLAY TOTAL 79,846.26	Transfer to Tax Title Liens or Foreclosed 116,510.32
Other Public Safety		Balance Outstanding Dec. 31, 1991 169,672.84
PUBLIC WORKS		PRIOR YEARS TAXES OUTSTANDING
Streets and Drainage 213,274.80	Public Enterprises	Balance January 1, 1991 275,404.31
Sewers and Sewage Processing	Recreation-Culture	Collected in 1991 202,766.21
Garbage and Trash Disposal 181,509.96	Public Works 56,652.01	Cancelled, Abated or Adjusted 1991 5,367.14
Public Buildings and Grounds 36,455.66	Buildings and Grounds 23,192.25	Transfers to Tax Title Liens or Foreclosed 66,862.05
Other Public Works	Library and Education	Balance December 31, 1991 408.91
HEALTH and WELFARE	Conservation	TAX TITLE LIENS OUTSTANDING
Health Services Except Environmental 7,000.00	All Other	Balance January 1, 1991 150,834.24
Welfare-Public Assistance 7,275.00		Transfer From Taxes 194,983.81
Hospital, Clinics, First Aid		Redeemed in 1991 58,438.17
Animal, Insect, & Rodent Control		Cancelled, Abated or Adjusted (1991)
Other Welfare Services		Transfers to Foreclosed Property
RECREATION and CONSERVATION		Balance December 31, 1991 287,379.88
Beaches and Boardwalks		PROPERTY ACQUIRED BY DEED OR FORECLOSURE
Parks, Playgrounds, Shade Trees 11,050.00		Balance January 1, 1991
Land Reclamation & Conservation 8,975.00		Transfers From Taxes or Liens
Other Recreational Services 2,414.21		Sale for Cash (1991)
EDUCATION (excluding schools)		Cancelled, Abated or Adjusted (1991)
Libraries 49,955.67		Balance December 31, 1991
Other Educational Services 250.00		CURRENT FINANCES DECEMBER 31, 1991
STATUTORY EXPENDITURES		ASSETS
Pensions & F. L. C. A. 74,760.00		Cash Dec. 31, 1991 963,240.68
Employee Fringe Benefits 52,405.00		Taxes Receivable 170,081.75
Other Statutory Expenditures 4,500.00		Tax Title Liens 287,379.88
CETA And Other Public Employment Programs		Foreclosed Property
MUNICIPAL FUNCTIONS TOTAL 1,336,973.09		Emergencies & Other Deferred Charges 19,608.50
CAPITAL IMPROVEMENTS *MEMO* 30,312.68		State and Federal Aid Receivable
DEBT SERVICE		Other Receivables 70,494.11
Principal Payments 46,000.00		Total 1,510,804.92
Interest Payments 14,042.49		LIABILITIES, RESERVES, AND SURPLUS
DEFERRED CHARGES 42,233.41		Cash Liabilities 337,161.86
SCHOOL, COUNTY, SPECIAL DISTRICT TAXES 2,746,534.18		Reserves for Receivables 527,955.74
RESERVE FOR UNCOLLECTED TAXES 527,341.41		Surplus Dec. 31, 1991 645,687.32
EXPENDITURES TOTAL 4,713,124.58		Total 1,510,804.92

0203
Population 1980 25,568
Population 1990 24,458
S & P Rating
Moody Rating A1

General Tax Rate Per \$100.
2.51
State Equalized Tax Rate
2.30

BERGENFIELD BOROUGH - BERGEN CO.
Form of Government
Borough Council
Number of Members - 6

PER CAPITA:
Gross Debt 315.96
Net Debt 217.94
Debt Service 34.04
Total Tax Levy 1,429.61
Municipal Expenditures 644.52
PER CENT:
Gross Debt .51
Net Debt .35
Tax Levy Collected 98.06
Tax Levy Cancelled, Abated or Adjusted .57

EXPENDITURES		REVENUES-REALIZED		1991 PROPERTY TAX	
GENERAL GOVERNMENT				STATE EQUALIZED TAX RATE 1.38	
Governing Body & Public Boards		1991 Property Taxes Collected	34,300,350.53	Local District School Taxes	20,969,023.50
Municipal Clerk		1991 Payments in Lieu of Taxes	63,011.80	Regional & Consolidated School Tax	
Financial Administration	20,500.00	Delinquent Tax & Lien Collections	451,282.03	School Taxes in Municipal Budget	
Assessment of Taxes	57,396.69	Business Personalty Replacement Taxes	227,290.36	County Taxes	.25 3,796,992.10
Collection of Taxes	159,548.93	Taxes from Public Utilities	1,051,595.00	County Library Taxes	
Planning, Housing & Development	4,545.00	Other Miscellaneous Tax Revenues		Local Municipal Purpose Taxes	.67 10,175,710.54
Human Resources	133,129.84	State Aid Revenues	2,914,573.00	Veteran & Senior Citizen Taxes	200,500.00
Elections		Federal Aid Revenues		Total Taxes for Rate Computation	2.30 35,142,226.14
General Administration (other)	1,182,896.84	State and Local Fiscal Assistance Act Utilized		Special District Taxes	
JUDICIARY		Sale of Acquired Property		Bank Corp. Taxes	
Municipal Courts	115,782.00	Other Miscellaneous Revenues	979,914.00	Added and Omitted Taxes	23,582.33
PUBLIC SAFETY		Total	39,988,016.72	Total Taxes Levied - ABSTRACT	34,965,308.47
Fire Protection	506,776.30	Prior Years Surplus Appropriated	135,000.00	Total Taxes Billed	34,980,255.17
Police Protection	2,912,748.06	REVENUES TOTAL	40,123,016.72	1991 TAXES COLLECTED	34,300,350.53
Civil Defense & Disaster Control	4,100.00	Reserve For Uncollected Taxes	625,000.00	1991 Taxes Cancelled, Abated or Adjusted	199,152.25
Environmental Inspection & Control	92,574.25	CAPITAL OUTLAY TOTAL	710,506.07	Transfer to Tax Title Liens or Foreclosed	3,993.41
Other Public Safety				Balance Outstanding Dec. 31, 1991	476,758.98
PUBLIC WORKS				PRIOR YEARS TAXES OUTSTANDING	
Streets and Drainage	886,306.99	Public Enterprises		Balance January 1, 1991	462,785.94
Sewers and Sewage Processing	1,860,096.08	Recreation-Culture	87,454.47	Collected in 1991	451,282.03
Garbage and Trash Disposal	2,327,880.96	Public Works	389,610.61	Cancelled, Abated or Adjusted 1991	8,923.87
Public Buildings and Grounds	103,432.65	Buildings and Grounds	219,265.99	Transfers to Tax Title Liens or Foreclosed	
Other Public Works	73,722.97	Library and Education	14,175.00	Balance December 31, 1991	2,580.04
HEALTH and WELFARE		Conservation		TAX TITLE LIENS OUTSTANDING	
Health Services Except Environmental	205,454.77	All Other		Balance January 1, 1991	73,504.84
Welfare-Public Assistance	29,876.86	CAPITAL DEBT AUTHORIZED, DECEMBER 31, 1991		Transfer From Taxes	3,993.41
Hospital, Clinics, First Aid		ISSUED AND UNISSUED GROSS DEBT NET DEBT		Redeemed in 1991	
Animal, Insect, & Rodent Control	23,400.00	School 2,000,000		Cancelled, Abated or Adjusted (1991)	
Other Welfare Services		Self-Liquidating		Transfers to Foreclosed Property	6,111.02
RECREATION and CONSERVATION		Other 5,727,850	5,330,350	Balance December 31, 1991	71,387.23
Beaches and Boardwalks		Total 7,727,850	5,330,350	PROPERTY ACQUIRED BY DEED OR FORECLOSURE	
Parks, Playgrounds, Shade Trees	270,808.31			Balance January 1, 1991	22,536.92
Land Reclamation & Conservation	365,834.31	ISSUED AND OUTSTANDING		Transfers From Taxes or Liens	6,111.02
Other Recreational Services	90,825.42	School 2,000,000.00		Sale for Cash (1991)	
EDUCATION (excluding schools)		Self-Liquidating		Cancelled, Abated or Adjusted (1991)	
Libraries	701,039.00	Other 5,671,000.00	7,671,000.00	Balance December 31, 1991	28,647.94
Other Educational Services		Total		CURRENT FINANCES DECEMBER 31, 1991	
STATUTORY EXPENDITURES		EQUALIZED VALUATION BASIS FOR NET DEBT COMPUTATION	1,520,464,368	ASSETS	
Pensions & F. L. C. A.	947,367.85	REAL PROPERTY VALUATIONS		Cash Dec. 31, 1991	3,722,564.17
Employee Fringe Benefits	1,114,938.00	Code Class # of Parcels % VAL'N ASSESSED VALUATION		Taxes Receivable	479,339.02
Other Statutory Expenditures	10,000.00	1 Vacant Land 70 .35 4,901,200.00		Tax Title Liens	71,387.23
CETA And Other Public Employment Programs		2 Residential 6901 83.05 1,154,270,600.00		Foreclosed Property	28,647.94
MUNICIPAL FUNCTIONS TOTAL	14,204,982.08	3 Farm		Emergencies & Other Deferred Charges	328,000.00
CAPITAL IMPROVEMENTS *MEMO*	52,000.00	4a Commercial 254 10.03 139,346,400.00		State and Federal Aid Receivable	3,934.93
DEBT SERVICE		4b Industrial 55 2.31 32,096,500.00		Other Receivables	
Principal Payments	499,000.00	4c Apartments 48 4.27 59,304,100.00		Total	4,633,873.29
Interest Payments	333,436.12	Total 7328 1,389,913,800.00		LIABILITIES, RESERVES, AND SURPLUS	
DEFERRED CHARGES	101,218.00	Land Area 3.00 Sq. Miles		Cash Liabilities	3,780,689.25
SCHOOL, COUNTY, SPECIAL DISTRICT TAXES	24,766,015.60	Net Valuation Taxable-Municipal	1,392,696,129	Reserves for Receivables	579,374.19
RESERVE FOR UNCOLLECTED TAXES	625,000.00	Net Valuation Taxable-County	1,604,159,998	Surplus Dec. 31, 1991	273,809.85
EXPENDITURES TOTAL	40,529,651.30	State Equalized Valuation	1,520,653,052	Total	4,633,873.29
		State Equalization Ratio	91.57		

1505

Population 1980 23,151
 Population 1990 37,319
 S & P Rating
 Moody Rating A

General Tax Rate Per \$100.

1.66

State Equalized Tax Rate

1.52

BERKELEY TOWNSHIP - OCEAN COUNTY
 Form of Government
 Mayor-Council Plan D (OMCL 50)
 Number of Members - 7

PER CAPITA:

Gross Debt 284.36
 Net Debt 228.76
 Debt Service 33.23
 Total Tax Levy 944.38
 Municipal Expenditures 448.49

PER CENT:

Gross Debt .44
 Net Debt .36
 Tax Levy Collected 95.45
 Tax Levy Cancelled, Abated or Adjusted .18

EXPENDITURES		REVENUES-REALIZED		1991 PROPERTY TAX	
GENERAL GOVERNMENT				STATE EQUALIZED TAX RATE	
Governing Body & Public Boards	44,600.19	1991 Property Taxes Collected	33,639,682.38	Local District School Taxes	.39 8,976,832.25
Municipal Clerk	168,641.00	1991 Payments in Lieu of Taxes		Regional & Consolidated School Tax	.43 10,044,374.17
Financial Administration	146,843.00	Delinquent Tax & Lien Collections	1,233,372.43	School Taxes in Municipal Budget	
Assessment of Taxes	161,972.00	Business Personalty Replacement Taxes	94,592.36	County Taxes	.41 * 9,423,318.79
Collection of Taxes	242,835.00	Taxes from Public Utilities	3,384,102.00	County Library Taxes	.03 743,192.70
Planning, Housing & Development	150,825.10	Other Miscellaneous Tax Revenues		Local Municipal Purpose Taxes	.26 5,970,541.00
Human Resources	320,431.00	State Aid Revenues	1,724,370.38	Veteran & Senior Citizen Taxes	
Elections	33,500.00	Federal Aid Revenues		Total Taxes for Rate Computation	1.52 36,706,758.91
General Administration (other)	1,473,315.24	State and Local Fiscal Assistance Act Utilized		Special District Taxes	
JUDICIARY		Sale of Acquired Property		Bank Corp. Taxes	
Municipal Courts	126,650.00	Other Miscellaneous Revenues	2,850,182.22	Added and Omitted Taxes	84,991.39
PUBLIC SAFETY		Total	42,925,301.77	Total Taxes Levied - ABSTRACT	35,243,250.30
Fire Protection	235,724.00	Prior Years Surplus Appropriated	2,220,000.00	Total Taxes Billed	35,243,250.39
Police Protection	3,542,239.74	REVENUES TOTAL	45,145,301.77	1991 TAXES COLLECTED	33,638,682.38
Civil Defense & Disaster Control	63,500.00	Reserve For Uncollected Taxes	1,351,069.64	1991 Taxes Cancelled, Abated or Adjusted	61,899.78
Environmental Inspection & Control	62,909.00	CAPITAL OUTLAY TOTAL	730,651.96	Transfer to Tax Title Liens or Foreclosed	
Other Public Safety				Balance Outstanding Dec. 31, 1991	1,254,102.48
PUBLIC WORKS				PRIOR YEARS TAXES OUTSTANDING	
Streets and Drainage	874,164.59	Public Enterprises		Balance January 1, 1991	1,175,170.97
Sewers and Sewage Processing		Recreation-Culture	2,978.95	Collected in 1991	1,080,088.83
Garbage and Trash Disposal	2,313,495.00	Public Works	53,638.84	Cancelled, Abated or Adjusted 1991	
Public Buildings and Grounds	440,410.00	Buildings and Grounds	674,034.17	Transfers to Tax Title Liens or Foreclosed	
Other Public Works	173,566.97	Library and Education		Balance December 31, 1991	95,082.14
HEALTH and WELFARE		Conservation		TAX TITLE LIENS OUTSTANDING	
Health Services Except Environmental		All Other		Balance January 1, 1991	353,438.98
Welfare-Public Assistance	100,652.67	CAPITAL DEBT AUTHORIZED, DECEMBER 31, 1991		Transfer From Taxes	321,673.44
Hospital, Clinics, First Aid		ISSUED AND UNISSUED GROSS DEBT NET DEBT		Redeemed in 1991	153,283.60
Animal, Insect, & Rodent Control	25,912.00	School	2,075,126	Cancelled, Abated or Adjusted (1991)	
Other Welfare Services		Self-Liquidating		Transfers to Foreclosed Property	
RECREATION and CONSERVATION		Other	8,537,052	Balance December 31, 1991	521,828.82
Beaches and Boardwalks		Total	10,612,178	PROPERTY ACQUIRED BY DEED OR FORECLOSURE	
Parks, Playgrounds, Shade Trees	194,944.00	ISSUED AND OUTSTANDING		Balance January 1, 1991	3,659,960.00
Land Reclamation & Conservation	232,971.95	School	2,075,126.58	Transfers From Taxes or Liens	
Other Recreational Services	640,847.00	Self-Liquidating		Sale for Cash (1991)	
EDUCATION (excluding schools)		Other	7,215,000.00	Cancelled, Abated or Adjusted (1991)	
Libraries		Total	9,290,126.58	Balance December 31, 1991	3,659,960.00
Other Educational Services		EQUALIZED VALUATION BASIS		CURRENT FINANCES DECEMBER 31, 1991	
STATUTORY EXPENDITURES		FOR NET DEBT COMPUTATION	2,386,573,275	ASSETS	
Pensions & F. L. C. A.	1,017,111.20	REAL PROPERTY VALUATIONS		Cash Dec. 31, 1991	9,336,327.62
Employee Fringe Benefits	1,016,627.44	Code Class # of Parcels % VAL'N ASSESSED VALUATION		Taxes Receivable	1,349,134.62
Other Statutory Expenditures		1 Vacant Land 5947 6.57 138,574,100.00		Tax Title Liens	521,828.82
CETA And Other Public Employment Programs		2 Residential 18859 86.64 1,827,658,600.00		Foreclosed Property	3,659,960.00
MUNICIPAL FUNCTIONS TOTAL	13,804,737.09	3 Farm 8 .02 433,200.00		Emergencies & Other Deferred Charges	354,156.43
CAPITAL IMPROVEMENTS *MEMO*	50,000.00	4a Commercial 239 5.51 116,158,900.00		State and Federal Aid Receivable	47,301.92
DEBT SERVICE		4b Industrial 24 .68 14,450,400.00		Other Receivables	402,502.25
Principal Payments	740,000.00	4c Apartments 8 .58 12,279,600.00		Total	15,671,261.66
Interest Payments	499,973.00	Total 25035 2,109,553,800.00		LIABILITIES, RESERVES, AND SURPLUS	
DEFERRED CHARGES	341,499.58	Land Area 41.90 Sq. Miles		Cash Liabilities	3,481,110.07
SCHOOL, COUNTY, SPECIAL DISTRICT TAXES	29,187,717.91	Net Valuation Taxable-Municipal	2,120,336,073	Reserves for Receivables	5,933,475.69
RESERVE FOR UNCOLLECTED TAXES	1,351,069.64	Net Valuation Taxable-County	2,525,436,463	Surplus Dec. 31, 1991	6,256,675.90
EXPENDITURES TOTAL	45,924,997.22	State Equalized Valuation	2,312,783,364	Total	15,671,261.66
		State Equalization Ratio	91.64		

2001
 Population 1980 12,549
 Population 1990 11,980
 S & P Rating
 Moody Rating AAA
 General Tax Rate Per \$100. 3.56
 State Equalized Tax Rate 1.36

BERKELEY HEIGHTS TWP. - UNION CO.
 Form of Government
 Township Committee
 Number of Members - 5

PER CAPITA:
 Gross Debt 1,017.46
 Net Debt 986.86
 Debt Service 96.79
 Total Tax Levy 2,433.42
 Municipal Expenditures 807.61
 PER CENT:
 Gross Debt .77
 Net Debt .75
 Tax Levy Collected 98.71
 Tax Levy Cancelled, Abated or Adjusted .04

EXPENDITURES		REVENUES-REALIZED		1991 PROPERTY TAX	
GENERAL GOVERNMENT				STATE EQUALIZED TAX RATE	
Governing Body & Public Boards		1991 Property Taxes Collected	29,835,769.10	Local District School Taxes	.61 9,500,046.00
Municipal Clerk		1991 Payments in Lieu of Taxes		Regional & Consolidated School Tax	.48 7,550,431.45
Financial Administration	103,510.60	Delinquent Tax & Lien Collections	399,544.39	School Taxes in Municipal Budget	
Assessment of Taxes	48,618.00	Business Personalty Replacement Taxes	745,521.38	County Taxes	.42 6,591,389.09
Collection of Taxes	54,770.00	Taxes from Public Utilities	869,244.00	County Library Taxes	
Planning, Housing & Development	52,864.00	Other Miscellaneous Tax Revenues		Local Municipal Purpose Taxes	.34 5,392,047.89
Human Resources	133,407.00	State Aid Revenues	552,416.77	Veteran & Senior Citizen Taxes	
Elections		Federal Aid Revenues		Total Taxes for Rate Computation	1.85 29,093,314.43
General Administration (other)	1,103,419.15	State and Local Fiscal Assistance Act Utilized		Special District Taxes	
JUDICIARY		Sale of Acquired Property		Bank Corp. Taxes	
Municipal Courts	80,616.00	Other Miscellaneous Revenues	1,027,817.12	Added and Omitted Taxes	128,405.24
PUBLIC SAFETY		Total	32,430,313.26	Total Taxes Levied - ABSTRACT	29,152,319.67
Fire Protection	162,247.40	Prior Years Surplus Appropriated	1,292,350.00	Total Taxes Billed	29,212,644.29
Police Protection	1,488,946.16	REVENUES TOTAL	33,722,663.26	1991 TAXES COLLECTED	28,835,769.10
Civil Defense & Disaster Control	6,537.00	Reserve For Uncollected Taxes	870,821.00	1991 Taxes Cancelled, Abated or Adjusted	12,748.05
Environmental Inspection & Control	1,240,768.00	CAPITAL OUTLAY TOTAL	944,030.18	Transfer to Tax Title Liens or Foreclosed	1,021.72
Other Public Safety				Balance Outstanding Dec. 31, 1991	363,105.42
PUBLIC WORKS				PRIOR YEARS TAXES OUTSTANDING	
Streets and Drainage	576,450.00	Public Enterprises	8,300.00	Balance January 1, 1991	425,224.06
Sewers and Sewage Processing	220,000.00	Recreation-Culture	13,174.00	Collected in 1991	399,544.39
Garbage and Trash Disposal		Public Works	469,637.56	Cancelled, Abated or Adjusted 1991	25,496.10
Public Buildings and Grounds	122,433.00	Buildings and Grounds	436,417.83	Transfers to Tax Title Liens or Foreclosed	3.64
Other Public Works		Library and Education	16,500.79	Balance December 31, 1991	179.93
HEALTH and WELFARE		Conservation		TAX TITLE LIENS OUTSTANDING	
Health Services Except Environmental	41,890.00	All Other		Balance January 1, 1991	1,322.87
Welfare-Public Assistance	11,138.00	CAPITAL DEBT AUTHORIZED, DECEMBER 31, 1991		Transfer From Taxes	1,040.65
Hospital, Clinics, First Aid	1,000.00	ISSUED AND UNISSUED GROSS DEBT NET DEBT		Redeemed in 1991	
Animal, Insect, & Rodent Control	500.00	School 366,518.12		Cancelled, Abated or Adjusted (1991)	
Other Welfare Services		Self-Liquidating		Transfers to Foreclosed Property	
RECREATION and CONSERVATION		Other 11,822,628.11	11,822,628.11	Balance December 31, 1991	2,363.52
Beaches and Boardwalks		Total 12,189,146.16	11,822,628.11	PROPERTY ACQUIRED BY DEED OR	
Parks, Playgrounds, Shade Trees	208,699.00	ISSUED AND OUTSTANDING		FORECLOSURE	
Land Reclamation & Conservation	3,800.00	School 366,518.12		Balance January 1, 1991	
Other Recreational Services	70,237.00	Self-Liquidating		Transfers From Taxes or Liens	
EDUCATION (excluding schools)		Other 11,053,628.55	11,420,146.67	Sale for Cash (1991)	
Libraries	541,377.00	Total	11,420,146.67	Cancelled, Abated or Adjusted (1991)	
Other Educational Services		EQUALIZED VALUATION BASIS		Balance December 31, 1991	
STATUTORY EXPENDITURES		FOR NET DEBT COMPUTATION	1,575,088,724	CURRENT FINANCES DECEMBER 31, 1991	
Pensions & F. L. C. A.	487,273.00	REAL PROPERTY VALUATIONS		ASSETS	
Employee Fringe Benefits	631,233.00	Code Class # of Parcels % VAL'N ASSESSED VALUATION		Cash Dec. 31, 1991	4,035,573.49
Other Statutory Expenditures	6,000.00	1 Vacant Land 251 1.35 11,030,000.00		Taxes Receivable	363,285.35
CETA And Other Public Employment Programs		2 Residential 3816 58.90 480,171,800.00		Tax Title Liens	2,363.52
MUNICIPAL FUNCTIONS TOTAL	7,402,783.31	3 Farm 1 700.00		Foreclosed Property	
CAPITAL IMPROVEMENTS *MEMO*	165,000.00	4a Commercial 109 14.25 116,211,500.00		Emergencies & Other Deferred Charges	
DEBT SERVICE		4b Industrial 37 25.49 207,851,100.00		State and Federal Aid Receivable	
Principal Payments	915,593.64	4c Apartments		Other Receivables	600,369.94
Interest Payments	243,959.22	Total 4214 915,265,100.00		Total	5,005,592.30
DEFERRED CHARGES	241,993.90	Land Area 6.50 Sq. Miles		LIABILITIES, RESERVES, AND SURPLUS	
SCHOOL, COUNTY, SPECIAL DISTRICT TAXES	23,641,866.54	Net Valuation Taxable-Municipal	816,973,007	Cash Liabilities	1,976,631.14
RESERVE FOR UNCOLLECTED TAXES	870,821.00	Net Valuation Taxable-County	1,671,791,005	Reserves for Receivables	966,018.81
EXPENDITURES TOTAL	33,317,017.61	State Equalized Valuation	1,561,426,866	Surplus Dec. 31, 1991	2,062,942.35
		State Equalization Ratio	52.27	Total	5,005,592.30

0405
Population 1980 5,786
Population 1990 5,672
S & P Rating
Moody Rating A

General Tax Rate Per \$100.
6.26
State Equalized Tax Rate
2.08

BERLIN BOROUGH - CAMDEN COUNTY
Form of Government
Borough Council
Number of Members - 6

PER CAPITA:
Gross Debt 1,959.95
Net Debt 606.94
Debt Service 56.29
Total Tax Levy 1,192.20
Municipal Expenditures 558.60
PER CENT:
Gross Debt 4.01
Net Debt 1.24
Tax Levy Collected 94.37
Tax Levy Cancelled, Abated or Adjusted .91

EXPENDITURES		REVENUES-REALIZED		1991 PROPERTY TAX	
GENERAL GOVERNMENT				STATE EQUALIZED TAX RATE	
Governing Body & Public Boards		1991 Property Taxes Collected	6,390,982.73	Local District School Taxes	1,942,184.58
Municipal Clerk		1991 Payments in Lieu of Taxes		Regional & Consolidated School Tax	1,050,860.00
Financial Administration	21,058.50	Delinquent Tax & Lien Collections	299,252.95	School Taxes in Municipal Budget	
Assessment of Taxes	23,897.52	Business Personalty Replacement Taxes	60,669.40	County Taxes	2,488,625.10
Collection of Taxes	28,026.00	Taxes from Public Utilities	361,211.00	County Library Taxes	75,053.72
Planning, Housing & Development	22,890.00	Other Miscellaneous Tax Revenues		Local Municipal Purpose Taxes	1,105,732.00
Human Resources	71,937.68	State Aid Revenues	346,725.92	Veteran & Senior Citizen Taxes	57,550.00
Elections		Federal Aid Revenues	13,870.04	Total Taxes for Rate Computation	6,720,005.40
General Administration (other)	248,787.00	State and Local Fiscal Assistance Act Utilized		Special District Taxes	
JUDICIARY		Sale of Acquired Property		Bank Corp. Taxes	
Municipal Courts	77,392.02	Other Miscellaneous Revenues	521,216.27	Added and Omitted Taxes	99,722.66
PUBLIC SAFETY		Total	7,993,923.36	Total Taxes Levied - ABSTRACT	6,762,178.06
Fire Protection	103,473.50	Prior Years Surplus Appropriated	543,734.00	Total Taxes Billed	6,772,468.73
Police Protection	632,813.12	REVENUES TOTAL	8,537,662.36	1991 TAXES COLLECTED	6,390,982.73
Civil Defense & Disaster Control	1,500.00	Reserve For Uncollected Taxes	395,299.11	1991 Taxes Cancelled, Abated or Adjusted	61,679.80
Environmental Inspection & Control	58,289.00	CAPITAL OUTLAY TOTAL	720,621.02	Transfer to Tax Title Liens or Foreclosed	1,647.43
Other Public Safety				Balance Outstanding Dec. 31, 1991	318,158.72
PUBLIC WORKS				PRIOR YEARS TAXES OUTSTANDING	
Streets and Drainage	183,339.99	Public Enterprises	364,363.33	Balance January 1, 1991	359,235.90
Sewers and Sewage Processing		Recreation-Culture		Collected in 1991	298,551.67
Garbage and Trash Disposal	410,807.81	Public Works	273,882.49	Cancelled, Abated or Adjusted 1991	2,318.90
Public Buildings and Grounds	107,273.00	Buildings and Grounds	82,375.20	Transfers to Tax Title Liens or Foreclosed	1,073.19
Other Public Works	1,500.00	Library and Education		Balance December 31, 1991	57,292.14
HEALTH and WELFARE		Conservation		TAX TITLE LIENS OUTSTANDING	
Health Services Except Environmental	3,900.00	All Other		Balance January 1, 1991	1,463.91
Welfare-Public Assistance	5,800.00			Transfer From Taxes	2,399.43
Hospital, Clinics, First Aid				Redeemed in 1991	701.28
Animal, Insect, & Rodent Control				Cancelled, Abated or Adjusted (1991)	
Other Welfare Services	4,410.00			Transfers to Foreclosed Property	
RECREATION and CONSERVATION				Balance December 31, 1991	3,662.06
Beaches and Boardwalks				PROPERTY ACQUIRED BY DEED OR	
Parks, Playgrounds, Shade Trees	41,810.00			FORECLOSURE	
Land Reclamation & Conservation				Balance January 1, 1991	88,200.00
Other Recreational Services	7,850.00			Transfers From Taxes or Liens	
EDUCATION (excluding schools)				Sale for Cash (1991)	
Libraries	30,688.00			Cancelled, Abated or Adjusted (1991)	
Other Educational Services	12,750.00			Balance December 31, 1991	88,200.00
STATUTORY EXPENDITURES				CURRENT FINANCES DECEMBER 31, 1991	
Pensions & F. L. C. A.	180,382.00			ASSETS	
Employee Fringe Benefits	144,383.00			Cash Dec. 31, 1991	1,670,742.62
Other Statutory Expenditures	7,000.00			Taxes Receivable	375,450.86
CETA And Other Public Employment Programs				Tax Title Liens	3,662.06
MUNICIPAL FUNCTIONS TOTAL	2,431,958.14			Foreclosed Property	88,200.00
CAPITAL IMPROVEMENTS *MEMO*	20,000.00			Emergencies & Other Deferred Charges	78,200.00
DEBT SERVICE				State and Federal Aid Receivable	19,304.00
Principal Payments	149,250.00			Other Receivables	36,355.99
Interest Payments	170,036.28			Total	2,271,915.53
DEFERRED CHARGES	21,826.33			LIABILITIES, RESERVES, AND SURPLUS	
SCHOOL, COUNTY, SPECIAL DISTRICT TAXES	5,556,723.40			Cash Liabilities	944,593.12
RESERVE FOR UNCOLLECTED TAXES	395,299.11			Reserves for Receivables	503,668.91
EXPENDITURES TOTAL	8,725,093.26			Surplus Dec. 31, 1991	823,653.50
				Total	2,271,915.53

0406
Population 1980 5,348
Population 1990 5,466
S & P Rating
Moody Rating AAA

General Tax Rate Per \$100.

2.31

State Equalized Tax Rate

2.32

BERLIN TOWNSHIP - CAMDEN COUNTY
Form of Government
Small Municipality Plan A (OMCL 50)
Number of Members - 5

PER CAPITA:

Gross Debt 1,089.52
Net Debt 700.11
Debt Service 96.01
Total Tax Levy 1,175.94
Municipal Expenditures 666.23

PER CENT:

Gross Debt 2.50
Net Debt 1.61
Tax Levy Collected 92.49
Tax Levy Cancelled, Abated or Adjusted 1.39

EXPENDITURES		REVENUES-REALIZED		1991 PROPERTY TAX	
GENERAL GOVERNMENT				STATE EQUALIZED TAX RATE	
Governing Body & Public Boards		1991 Property Taxes Collected	5,949,579.21	Local District School Taxes	.60 1,616,669.00
Municipal Clerk		1991 Payments in Lieu of Taxes		Regional & Consolidated School Tax	.53 1,424,264.86
Financial Administration	58,546.00	Delinquent Tax & Lien Collections	236,157.66	School Taxes in Municipal Budget	
Assessment of Taxes	13,906.00	Business Personalty Replacement Taxes	14,136.48	County Taxes	.79 2,118,318.00
Collection of Taxes	52,650.00	Taxes from Public Utilities	1,201,769.00	County Library Taxes	.02 64,107.90
Planning, Housing & Development	114,301.00	Other Miscellaneous Tax Revenues		Local Municipal Purpose Taxes	.38 1,022,112.00
Human Resources	59,831.00	State Aid Revenues	660,286.17	Veteran & Senior Citizen Taxes	
Elections	3,400.00	Federal Aid Revenues		Total Taxes for Rate Computation	2.32 6,310,071.74
General Administration (other)	322,308.60	State and Local Fiscal Assistance Act Utilized		Special District Taxes	
JUDICIARY		Sale of Acquired Property		Bank Corp. Taxes	
Municipal Courts	63,872.00	Other Miscellaneous Revenues	492,011.42	Added and Omitted Taxes	12,201.28
PUBLIC SAFETY		Total	8,553,939.94	Total Taxes Levied - ABSTRACT	6,427,673.04
Fire Protection	6,550.00	Prior Years Surplus Appropriated	145,000.00	Total Taxes Billed	6,432,496.57
Police Protection	642,721.04	REVENUES TOTAL	8,698,939.94	1991 TAXES COLLECTED	5,949,579.21
Civil Defense & Disaster Control	2,200.00	Reserve For Uncollected Taxes	298,020.96	1991 Taxes Cancelled, Abated or Adjusted	85,569.81
Environmental Inspection & Control	78,036.00	CAPITAL OUTLAY TOTAL	207,087.14	Transfer to Tax Title Liens or Foreclosed	7,803.46
Other Public Safety				Balance Outstanding Dec. 31, 1991	385,544.09
PUBLIC WORKS				PRIOR YEARS TAXES OUTSTANDING	
Streets and Drainage	152,050.00	Public Enterprises	31,076.22	Balance January 1, 1991	255,956.76
Sewers and Sewage Processing		Recreation-Culture	2,429.69	Collected in 1991	236,157.66
Garbage and Trash Disposal	435,329.00	Public Works	166,121.35	Cancelled, Abated or Adjusted 1991	7.68
Public Buildings and Grounds	79,250.00	Buildings and Grounds	7,459.88	Transfers to Tax Title Liens or Foreclosed	
Other Public Works	122,556.00	Library and Education		Balance December 31, 1991	19,791.42
HEALTH and WELFARE		Conservation		TAX TITLE LIENS OUTSTANDING	
Health Services Except Environmental	1,000.00	All Other		Balance January 1, 1991	68,108.95
Welfare-Public Assistance	9,700.00	CAPITAL DEBT AUTHORIZED, DECEMBER 31, 1991		Transfer From Taxes	832.28
Hospital, Clinics, First Aid		ISSUED AND UNISSUED		Redeemed in 1991	
Animal, Insect, & Rodent Control		School	90,291	Cancelled, Abated or Adjusted (1991)	
Other Welfare Services		Self-Liquidating	1,977,000	Transfers to Foreclosed Property	63,984.71
RECREATION and CONSERVATION		Other	3,888,024	Balance December 31, 1991	4,956.52
Beaches and Boardwalks		Total	5,955,315	PROPERTY ACQUIRED BY DEED OR FORECLOSURE	
Parks, Playgrounds, Shade Trees	67,752.00	ISSUED AND OUTSTANDING		Balance January 1, 1991	292,124.11
Land Reclamation & Conservation	100.00	School	90,291.66	Transfers From Taxes or Liens	70,955.89
Other Recreational Services	5,500.00	Self-Liquidating		Sale for Cash (1991)	
EDUCATION (excluding schools)		Other	3,664,564.96	Cancelled, Abated or Adjusted (1991)	
Libraries	6,270.00	Total	3,754,856.62	Balance December 31, 1991	363,080.00
Other Educational Services		EQUALIZED VALUATION BASIS		CURRENT FINANCES DECEMBER 31, 1991	
STATUTORY EXPENDITURES		FOR NET DEBT COMPUTATION	237,910.506	ASSETS	
Pensions & F. L. C. A.	219,425.67	REAL PROPERTY VALUATIONS		Cash Dec. 31, 1991	1,613,946.77
Employee Fringe Benefits	251,403.00	Code Class # of Parcels % VAL'N	ASSESSED VALUATION	Taxes Receivable	405,335.51
Other Statutory Expenditures	2,000.00	1 Vacant Land 373 7.42	23,010,500.00	Tax Title Liens	4,956.52
CETA And Other Public Employment Programs		2 Residential 1608 53.89	167,174,400.00	Foreclosed Property	363,080.00
MUNICIPAL FUNCTIONS		3 Farm 5 .08	253,000.00	Emergencies & Other Deferred Charges	165,880.39
CAPITAL IMPROVEMENTS		4a Commercial 260 30.64	95,050,400.00	State and Federal Aid Receivable	224,015.62
DEBT SERVICE		4b Industrial 22 6.21	19,250,900.00	Other Receivables	92,468.75
Principal Payments	225,350.26	4c Apartments 12 1.77	5,487,500.00	Total	2,869,683.56
Interest Payments	299,460.13	Total 2280	310,226,700.00	LIABILITIES, RESERVES, AND SURPLUS	
DEFERRED CHARGES		Land Area 3.27 Sq. Miles		Cash Liabilities	1,768,362.11
SCHOOL, COUNTY, SPECIAL DISTRICT TAXES	5,393,359.76	Net Valuation Taxable-Municipal	311,664,300	Reserves for Receivables	838,111.99
RESERVE FOR UNCOLLECTED TAXES	298,020.96	Net Valuation Taxable-County	249,588,956	Surplus Dec. 31, 1991	263,209.46
EXPENDITURES		State Equalized Valuation	269,846,235	Total	2,869,683.56
TOTAL	9,034,973.45	State Equalization Ratio	115.58		

1802
Population 1980 12,920
Population 1990 17,199
S & P Rating AA-
Moody Rating AA

General Tax Rate Per \$100. 1.63
State Equalized Tax Rate 1.57

BERNARDS TOWNSHIP - SOMERSET CO.
Form of Government
Township Committee
Number of Members - 5

PER CAPITA:
Gross Debt 1,633.29
Net Debt 1,124.26
Debt Service 156.85
Total Tax Levy 2,041.66
Municipal Expenditures 888.73

PER CENT:
Gross Debt 1.24
Net Debt .85
Tax Levy Collected 96.46
Tax Levy Cancelled, Abated or Adjusted .25

EXPENDITURES		REVENUES-REALIZED		1991 PROPERTY TAX	
GENERAL GOVERNMENT				STATE EQUALIZED TAX RATE	
Governing Body & Public Boards	106,500.00	1991 Property Taxes Collected		Local District School Taxes	16,988,905.86
Municipal Clerk		1991 Payments in Lieu of Taxes		Regional & Consolidated School Tax	
Financial Administration	204,516.10	Delinquent Tax & Lien Collections		School Taxes in Municipal Budget	
Assessment of Taxes	196,269.00	Business Personalty Replocement Taxes		County Taxes	* 9,508,432.96
Collection of Taxes	156,431.00	Taxes from Public Utilities		County Library Taxes	
Planning, Housing & Development	126,969.25	Other Miscellaneous Tax Revenues		Local Municipal Purpose Taxes	8,456,492.20
Human Resources	32,820.00	State Aid Revenues		Veteran & Senior Citizen Taxes	56,150.00
Elections	6,950.00	Federal Aid Revenues		Total Taxes for Rote Computation	35,009,981.02
General Administration (other)	1,552,131.00	State and Local Fiscal Assistance Act Utilized		Special District Taxes	
JUDICIARY		Sale of Acquired Property		Bank Corp. Taxes	
Municipal Courts	293,127.00	Other Miscellaneous Revenues		Added and Omitted Taxes	160,617.60
PUBLIC SAFETY		Total		Total Taxes Levied - ABSTRACT	35,114,448.62
Fire Protection	301,080.90	Prior Years Surplus Appropriated		Total Taxes Billed	35,148,295.39
Police Protection	1,791,184.94	REVENUES TOTAL		1991 TAXES COLLECTED	33,904,922.15
Civil Defense & Disaster Control	7,100.00	Reserve For Uncollected Taxes		1991 Taxes Cancelled, Abated or Adjusted	88,781.21
Environmental Inspection & Control	286,586.00	CAPITAL OUTLAY TOTAL		Transfer to Tax Title Liens or Foreclosed	8,437.40
Other Public Safety				Balance Outstanding Dec. 31, 1991	1,146,154.63
PUBLIC WORKS				PRIOR YEARS TAXES OUTSTANDING	
Streets and Drainage	1,255,245.00	Public Enterprises		Balance January 1, 1991	1,184,839.95
Sewers and Sewage Processing	280,605.00	Recreation—Culture		Collected in 1991	964,572.08
Garbage and Trash Disposal	464,605.00	Public Works		Cancelled, Abated or Adjusted 1991	
Public Buildings and Grounds	724,236.00	Buildings and Grounds		Transfers to Tax Title Liens or Foreclosed	18,238.44
Other Public Works		Library and Education		Balance December 31, 1991	202,029.43
HEALTH and WELFARE		Conservation		TAX TITLE LIENS OUTSTANDING	
Health Services Except Environmental	443,322.00	All Other		Balance January 1, 1991	56,629.60
Welfare-Public Assistance	21,536.00	CAPITAL DEBT AUTHORIZED, DECEMBER 31, 1991		Transfer From Taxes	10,392.31
Hospital, Clinics, First Aid		ISSUED AND UNISSUED GROSS DEBT NET DEBT		Redeemed in 1991	
Animal, Insect, & Rodent Control	31,999.00	School		Cancelled, Abated or Adjusted (1991)	
Other Welfare Services		Self-Liquidating		Transfers to Foreclosed Property	
RECREATION and CONSERVATION		Other		Balance December 31, 1991	67,021.91
Beaches and Boardwalks		Total		PROPERTY ACQUIRED BY DEED OR FORECLOSURE	
Parks, Playgrounds, Shade Trees	31,725.00	ISSUED AND OUTSTANDING		Balance January 1, 1991	89,900.00
Land Reclamation & Conservation	6,300.00	School		Transfers From Taxes or Liens	
Other Recreational Services	402,473.00	Self-Liquidating		Sale for Cash (1991)	
EDUCATION (excluding schools)		Other		Cancelled, Abated or Adjusted (1991)	
Libraries	803,716.00	Total		Balance December 31, 1991	89,900.00
Other Educational Services	593.81	EQUALIZED VALUATION BASIS		CURRENT FINANCES DECEMBER 31, 1991	
STATUTORY EXPENDITURES		FOR NET DEBT COMPUTATION		ASSETS	
Pensions & F. I. C. A.	705,926.00	REAL PROPERTY VALUATIONS		Cash Dec. 31, 1991	5,340,325.00
Employee Fringe Benefits	536,847.00	Code Class # of Parcels % VAL'N ASSESSED VALUATION		Taxes Receivable	1,348,184.06
Other Statutory Expenditures		1 Vacant Land 993 3.39 72,225,400.00		Tax Title Liens	67,021.91
CETA And Other Public Employment Programs		2 Residential 7449 70.19 1,497,470,200.00		Foreclosed Property	89,900.00
MUNICIPAL FUNCTIONS TOTAL	10,775,794.00	3 Form 137 .58 12,281,400.00		Emergencies & Other Deferred Charges	60,000.00
CAPITAL IMPROVEMENTS *MEMO*	136,739.00	4a Commercial 124 25.53 544,692,700.00		State and Federal Aid Receivable	
DEBT SERVICE		4b Industrial 6 .24 5,210,400.00		Other Receivables	27,321.07
Principal Payments	1,439,330.66	4c Apartments 1 .08 1,715,400.00		Total	6,932,752.04
Interest Payments	1,257,798.27	Total 9710 2,133,595,500.00		LIABILITIES, RESERVES, AND SURPLUS	
DEFERRED CHARGES	60,757.15	Land Area 24.95 Sq. Miles		Cash Liabilities	1,904,544.93
SCHOOL, COUNTY, SPECIAL DISTRICT TAXES	26,497,333.82	Net Valuation Taxable-Municipal		Reserves for Receivables	1,532,427.04
RESERVE FOR UNCOLLECTED TAXES	1,751,013.96	Net Valuation Taxable-County		Surplus Dec. 31, 1991	3,495,780.07
EXPENDITURES TOTAL	41,732,532.86	State Equalized Valuation		Total	6,932,752.04
		State Equalization Ratio			

1803
Population 1980 6,715
Population 1990 6,597
S & P Rating
Moody Rating AA1

General Tax Rate Per \$100.
1.53
State Equalized Tax Rate
1.48

BERNARDSVILLE BORO. - SOMERSET CO.
Form of Government
Borough Council
Number of Members - 6

PER CAPITA:
Gross Debt 2,645.81
Net Debt 1,885.01
Debt Service 117.33
Total Tax Levy 2,257.41
Municipal Expenditures 946.21
PER CENT:
Gross Debt 1.63
Net Debt 1.16
Tax Levy Collected 96.62
Tax Levy Cancelled, Abated or Adjusted .27

EXPENDITURES		REVENUES-REALIZED		1991 PROPERTY TAX	
GENERAL GOVERNMENT		1991 Property Taxes Collected		STATE EQUALIZED TAX RATE	
Governing Body & Public Boards			14,466,708.46	Local District School Taxes	.79 8,004,605.50
Municipal Clerk		1991 Payments in Lieu of Taxes		Regional & Consolidated School Tax	
Financial Administration	22,300.00	Delinquent Tax & Lien Collections	498,679.97	School Taxes in Municipal Budget	
Assessment of Taxes	147,455.00	Business Personalty Replacement Taxes	84,377.08	County Taxes	.38 * 3,883,963.96
Collection of Taxes	54,350.00	Taxes from Public Utilities	572,938.00	County Library Taxes	
Planning, Housing & Development	44,150.00	Other Miscellaneous Tax Revenues		Local Municipal Purpose Taxes	.29 2,977,332.15
Human Resources	89,382.13	State Aid Revenues	229,189.99	Veteran & Senior Citizen Taxes	37,100.00
Elections		Federal Aid Revenues		Total Taxes for Rate Computation	1.46 14,903,001.61
General Administration (other)	743,834.00	State and Local Fiscal Assistance Act Utilized		Special District Taxes	
JUDICIARY		Sale of Acquired Property		Bank Corp. Taxes	
Municipal Courts	46,670.00	Other Miscellaneous Revenues	952,366.15	Added and Omitted Taxes	26,259.57
PUBLIC SAFETY		Total	16,804,259.65	Total Taxes Levied - ABSTRACT	14,892,161.18
Fire Protection	93,665.00	Prior Years Surplus Appropriated	1,350,000.00	Total Taxes Billed	14,972,067.30
Police Protection	872,687.31	REVENUES TOTAL	18,154,259.65	1991 TAXES COLLECTED	14,466,708.46
Civil Defense & Disaster Control	6,025.00	Reserve For Uncollected Taxes	1,250,646.16	1991 Taxes Cancelled, Abated or Adjusted	39,952.53
Environmental Inspection & Control	108,117.00	CAPITAL OUTLAY TOTAL	3,314,423.40	Transfer to Tax Title Liens or Foreclosed	35,569.49
Other Public Safety				Balance Outstanding Dec. 31, 1991	429,836.82
PUBLIC WORKS				PRIOR YEARS TAXES OUTSTANDING	
Streets and Drainage	487,800.00	Public Enterprises	120,440.00	Balance January 1, 1991	544,817.79
Sewers and Sewage Processing	241,150.00	Recreation-Culture	7,081.63	Collected in 1991	481,010.80
Garbage and Trash Disposal	57,675.00	Public Works	2,978,222.95	Cancelled, Abated or Adjusted 1991	56,101.38
Public Buildings and Grounds	40,987.44	Buildings and Grounds	208,678.82	Transfers to Tax Title Liens or Foreclosed	7,705.61
Other Public Works	25,900.00	Library and Education		Balance December 31, 1991	
HEALTH and WELFARE		Conservation		TAX TITLE LIENS OUTSTANDING	
Health Services Except Environmental	47,313.00	All Other		Balance January 1, 1991	63,708.14
Welfare-Public Assistance	12,844.00	CAPITAL DEBT AUTHORIZED, DECEMBER 31, 1991		Transfer From Taxes	44,110.20
Hospital, Clinics, First Aid		ISSUED AND UNISSUED		Redeemed in 1991	17,669.17
Animal, Insect, & Rodent Control	16,000.00	School	5,019,000.00	Cancelled, Abated or Adjusted (1991)	
Other Welfare Services		Self-Liquidating		Transfers to Foreclosed Property	
RECREATION and CONSERVATION		Other	12,435,406.00	Balance December 31, 1991	90,149.17
Beaches and Boardwalks		Total	17,454,406.00	PROPERTY ACQUIRED BY DEED OR	
Parks, Playgrounds, Shade Trees	14,150.00			FORECLOSURE	
Land Reclamation & Conservation	15,144.84	ISSUED AND OUTSTANDING		Balance January 1, 1991	13,100.00
Other Recreational Services	71,564.00	School	5,019,000.00	Transfers From Taxes or Liens	
EDUCATION (excluding schools)		Self-Liquidating		Sale for Cash (1991)	
Libraries	307,775.00	Other	10,234,406.96	Cancelled, Abated or Adjusted (1991)	
Other Educational Services		Total	15,253,406.96	Balance December 31, 1991	13,100.00
STATUTORY EXPENDITURES		EQUALIZED VALUATION BASIS		CURRENT FINANCES DECEMBER 31, 1991	
Pensions & F. L. C. A.	283,550.00	FOR NET DEBT COMPUTATION	1,072,534.567	ASSETS	
Employee Fringe Benefits	205,639.00	REAL PROPERTY VALUATIONS		Cash Dec. 31, 1991	2,480,875.83
Other Statutory Expenditures	8,000.00	Code Class # of Parcels % VAL'N		Taxes Receivable	429,836.82
CETA And Other Public Employment Programs		1 Vacant Land 213 4.53	42,362,800.00	Tax Title Liens	90,149.17
MUNICIPAL FUNCTIONS TOTAL	4,130,128.22	2 Residential 2251 82.07	767,533,900.00	Foreclosed Property	13,100.00
CAPITAL IMPROVEMENTS *MEMO*	275,000.00	3 Farm 64 1.87	17,480,400.00	Emergencies & Other Deferred Charges	168,360.00
DEBT SERVICE		4a Commercial 145 10.56	98,780,900.00	State and Federal Aid Receivable	3,049.59
Principal Payments	285,702.52	4b Industrial 2 .78	7,277,600.00	Other Receivables	2,148.97
Interest Payments	488,294.68	4c Apartments 4 .19	1,765,800.00	Total	3,187,520.38
		Total 2679	935,201,400.00	LIABILITIES, RESERVES, AND SURPLUS	
DEFERRED CHARGES	87,398.44	Land Area 12.35 Sq. Miles		Cash Liabilities	734,772.47
SCHOOL, COUNTY, SPECIAL DISTRICT TAXES	11,889,509.40	Net Valuation Taxable-Municipal	945,937,198	Reserves for Receivables	535,234.96
RESERVE FOR UNCOLLECTED TAXES	1,250,646.16	Net Valuation Taxable-County	913,026,806	Surplus Dec. 31, 1991	1,917,512.95
EXPENDITURES TOTAL	18,130,737.48	State Equalized Valuation	1,010,428,151	Total	3,187,520.38
		State Equalization Ratio	93.56		

1002
 Population 1980 3,045
 Population 1990 3,104
 S & P Rating
 Moody Rating

General Tax Rate Per \$100.
 1.69
 State Equalized Tax Rate
 1.72

BETHLEHEM TOWNSHIP - HUNTERDON CO.
 Form of Government
 Township Committee
 Number of Members - 3

PER CAPITA:
 Gross Debt 470.33
 Net Debt
 Debt Service
 Total Tax Levy 1,394.52
 Municipal Expenditures 556.94
 PER CENT:
 Gross Debt .58
 Net Debt
 Tax Levy Collected 92.14
 Tax Levy Cancelled, Abated or Adjusted .17

EXPENDITURES		REVENUES-REALIZED		1991 PROPERTY TAX	
GENERAL GOVERNMENT		1991 Property Taxes Collected		STATE EQUALIZED TAX RATE	
Governing Body & Public Boards			4,030,553.57	Local District School Taxes	.97
Municipal Clerk		1991 Payments in Lieu of Taxes		Regional & Consolidated School Tax	.41
Financial Administration	39,000.00	Delinquent Tax & Lien Collections	346,413.82	School Taxes in Municipal Budget	
Assessment of Taxes	33,400.00	Business Personalty Replacement Taxes	30,934.00	County Taxes	.30
Collection of Taxes	25,904.00	Taxes from Public Utilities	195,755.00	County Library Taxes	.02
Planning, Housing & Development	43,900.00	Other Miscellaneous Tax Revenues		Local Municipal Purpose Taxes	
Human Resources	8,271.00	State Aid Revenues	238,565.50	Veteran & Senior Citizen Taxes	
Elections		Federal Aid Revenues		Total Taxes for Rate Computation	1.70
General Administration (other)	210,825.00	State and Local Fiscal Assistance Act Utilized		Special District Taxes	
JUDICIARY		Sale of Acquired Property		Bank Corp. Taxes	
Municipal Courts	80,965.40	Other Miscellaneous Revenues	324,412.74	Added and Omitted Taxes	4,918.60
PUBLIC SAFETY		Total	5,166,634.63	Total Taxes Levied - ABSTRACT	4,328,591.76
Fire Protection	51,180.60	Prior Years Surplus Appropriated	525,891.93	Total Taxes Billed	4,374,586.66
Police Protection	20,200.00	REVENUES TOTAL	5,692,526.56	1991 TAXES COLLECTED	4,030,553.57
Civil Defense & Disaster Control	500.00	Reserve For Uncollected Taxes	519,716.11	1991 Taxes Cancelled, Abated or Adjusted	7,651.44
Environmental Inspection & Control	500.00	CAPITAL OUTLAY TOTAL	3,359.00	Transfer to Tax Title Liens or Foreclosed	11,488.62
Other Public Safety				Balance Outstanding Dec. 31, 1991	324,893.03
PUBLIC WORKS				PRIOR YEARS TAXES OUTSTANDING	
Streets and Drainage	471,747.98	Public Enterprises		Balance January 1, 1991	377,977.77
Sewers and Sewage Processing		Recreation-Culture		Collected in 1991	346,413.82
Garbage and Trash Disposal	26,000.00	Public Works		Cancelled, Abated or Adjusted 1991	640.51
Public Buildings and Grounds	38,300.00	Buildings and Grounds	3,359.00	Transfers to Tax Title Liens or Foreclosed	
Other Public Works	7,500.00	Library and Education		Balance December 31, 1991	30,923.44
HEALTH and WELFARE		Conservation		TAX TITLE LIENS OUTSTANDING	
Health Services Except Environmental	3,250.00	All Other		Balance January 1, 1991	111,571.68
Welfare-Public Assistance	2,200.00			Transfer From Taxes	11,488.62
Hospital, Clinics, First Aid				Redeemed in 1991	
Animal, Insect, & Rodent Control				Cancelled, Abated or Adjusted (1991)	54.00
Other Welfare Services				Transfers to Foreclosed Property	
RECREATION and CONSERVATION				Balance December 31, 1991	123,006.30
Beaches and Boardwalks				PROPERTY ACQUIRED BY DEED OR FORECLOSURE	
Parks, Playgrounds, Shade Trees				Balance January 1, 1991	
Land Reclamation & Conservation	6,725.00			Transfers From Taxes or Liens	
Other Recreational Services	10,100.00			Sale for Cash (1991)	
EDUCATION (excluding schools)				Cancelled, Abated or Adjusted (1991)	
Libraries				Balance December 31, 1991	
Other Educational Services	250.00			CURRENT FINANCES DECEMBER 31, 1991	
STATUTORY EXPENDITURES				ASSETS	
Pensions & F. L. C. A.	40,789.00			Cash Dec. 31, 1991	2,402,770.24
Employee Fringe Benefits	14,000.00			Taxes Receivable	355,816.47
Other Statutory Expenditures	3,200.00			Tax Title Liens	123,006.30
CETA And Other Public Employment Programs				Foreclosed Property	
MUNICIPAL FUNCTIONS TOTAL	1,138,707.98			Emergencies & Other Deferred Charges	74,547.00
CAPITAL IMPROVEMENTS *MEMO*				State and Federal Aid Receivable	127,000.00
DEBT SERVICE				Other Receivables	10,201.02
Principal Payments				Total	3,093,341.03
Interest Payments				LIABILITIES, RESERVES, AND SURPLUS	
DEFERRED CHARGES	70,308.42			Cash Liabilities	1,277,963.66
SCHOOL, COUNTY, SPECIAL DISTRICT TAXES	4,323,673.16			Reserves for Receivables	489,023.79
RESERVE FOR UNCOLLECTED TAXES	519,716.11			Surplus Dec. 31, 1991	1,326,353.58
EXPENDITURES TOTAL	6,052,405.67			Total	3,093,341.03

0302
 Population 1980 2,919
 Population 1990 2,973
 S & P Rating
 Moody Rating

General Tax Rate Per \$100. 4.40
 State Equalized Tax Rate 2.20

BEVERLY CITY - BURLINGTON COUNTY
 Form of Government
 Special Charter (P.L. 1857 c. 162)
 Number of Members - 9

PER CAPITA:
 Gross Debt 36.23
 Net Debt 36.23
 Debt Service
 Total Tax Levy 619.67
 Municipal Expenditures 414.23

PER CENT:
 Gross Debt .15
 Net Debt .15
 Tax Levy Collected 86.76
 Tax Levy Cancelled, Abated or Adjusted .15

EXPENDITURES		REVENUES-REALIZED		1991 PROPERTY TAX	
GENERAL GOVERNMENT				STATE EQUALIZED TAX RATE 1.12	
Governing Body & Public Boards		1991 Property Taxes Collected	1,598,356.29	Local District School Taxes	890,836.50
Municipal Clerk		1991 Payments in Lieu of Taxes		Regional & Consolidated School Tax	
Financial Administration	17,650.00	Delinquent Tax & Lien Collections	196,286.34	School Taxes in Municipal Budget	
Assessment of Taxes	5,800.00	Business Personalty Replacement Taxes	23,660.36	County Taxes	.51 408,910.38
Collection of Taxes	10,700.00	Taxes from Public Utilities	149,943.00	County Library Taxes	.03 24,997.96
Planning, Housing & Development	4,050.00	Other Miscellaneous Tax Revenues		Local Municipal Purpose Taxes	.55 437,045.00
Human Resources	56,237.00	State Aid Revenues	324,386.72	Veteran & Senior Citizen Taxes	30,850.00
Elections		Federal Aid Revenues		Total Taxes for Rate Computation	2.21 1,792,639.84
General Administration (other)	164,747.90	State and Local Fiscal Assistance Act Utilized		Special District Taxes	77,566.00
JUDICIARY		Sale of Acquired Property		Bank Corp. Taxes	
Municipal Courts	27,891.82	Other Miscellaneous Revenues	296,223.38	Added and Omitted Taxes	2,919.10
PUBLIC SAFETY		Total	2,588,856.09	Total Taxes Levied - ABSTRACT	1,842,274.94
Fire Protection		Prior Years Surplus Appropriated	180,000.00	Total Taxes Billed	1,842,345.88
Police Protection	253,735.00	REVENUES TOTAL	2,768,856.09	1991 TAXES COLLECTED	1,598,356.29
Civil Defense & Disaster Control	350.00	Reserve For Uncollected Taxes	252,231.61	1991 Taxes Cancelled, Abated or Adjusted	2,806.75
Environmental Inspection & Control	13,882.00	CAPITAL OUTLAY TOTAL	38,233.02	Transfer to Tax Title Liens or Foreclosed	11,251.70
Other Public Safety				Balance Outstanding Dec. 31, 1991	229,931.14
PUBLIC WORKS				PRIOR YEARS TAXES OUTSTANDING	
Streets and Drainage	101,834.00	Public Enterprises		Balance January 1, 1991	230,855.38
Sewers and Sewage Processing		Recreation-Culture		Collected in 1991	195,710.93
Garbage and Trash Disposal	136,700.00	Public Works	38,233.02	Cancelled, Abated or Adjusted 1991	27.05
Public Buildings and Grounds	27,000.00	Buildings and Grounds		Transfers to Tax Title Liens or Foreclosed	2,190.00
Other Public Works		Library and Education		Balance December 31, 1991	32,927.40
HEALTH and WELFARE		Conservation		TAX TITLE LIENS OUTSTANDING	
Health Services Except Environmental	3,600.00	All Other		Balance January 1, 1991	86,846.26
Welfare-Public Assistance	15,700.00	CAPITAL DEBT AUTHORIZED, DECEMBER 31, 1991		Transfer From Taxes	13,873.57
Hospital, Clinics, First Aid		ISSUED AND UNISSUED		Redeemed in 1991	575.41
Animal, Insect, & Rodent Control	1,500.00	School		Cancelled, Abated or Adjusted (1991)	
Other Welfare Services		Self-Liquidating		Transfers to Foreclosed Property	
RECREATION and CONSERVATION		Other	107,723	Balance December 31, 1991	100,144.42
Beaches and Boardwalks		Total	107,723	PROPERTY ACQUIRED BY DEED OR FORECLOSURE	
Parks, Playgrounds, Shade Trees	6,000.00	ISSUED AND OUTSTANDING		Balance January 1, 1991	17,250.00
Land Reclamation & Conservation		School		Transfers From Taxes or Liens	
Other Recreational Services	3,000.00	Self-Liquidating		Sale for Cash (1991)	
EDUCATION (excluding schools)		Other		Cancelled, Abated or Adjusted (1991)	
Libraries	2,000.00	Total		Balance December 31, 1991	17,250.00
Other Educational Services		EQUALIZED VALUATION BASIS		CURRENT FINANCES DECEMBER 31, 1991	
STATUTORY EXPENDITURES		FOR NET DEBT COMPUTATION	73,320,533	ASSETS	
Pensions & F. L. C. A.	62,700.52	REAL PROPERTY VALUATIONS		Cash Dec. 31, 1991	686,217.85
Employee Fringe Benefits	39,100.00	Code Class # of Parcels % VAL'N		Taxes Receivable	262,858.54
Other Statutory Expenditures	1,500.00	1 Vacant Land 74 1.50	597,000.00	Tax Title Liens	100,144.42
CETA And Other Public Employment Programs		2 Residential 948 85.28	34,426,705.00	Foreclosed Property	17,250.00
MUNICIPAL FUNCTIONS TOTAL	955,728.24	3 Farm		Emergencies & Other Deferred Charges	99.61
CAPITAL IMPROVEMENTS *MEMO*	10,000.00	4a Commercial 52 7.09	2,830,000.00	State and Federal Aid Receivable	6,045.58
DEBT SERVICE		4b Industrial 14 4.18	1,669,800.00	Other Receivables	60,903.57
Principal Payments		4c Apartments 5 .95	379,300.00	Total	1,133,519.57
Interest Payments		Total 993	39,902,805.00	LIABILITIES, RESERVES, AND SURPLUS	
DEFERRED CHARGES	23,533.97	Land Area .54 Sq. Miles		Cash Liabilities	109,656.21
SCHOOL, COUNTY, SPECIAL DISTRICT TAXES	1,402,310.84	Net Valuation Taxable-Municipal	40,013,620	Reserves for Receivables	441,156.53
RESERVE FOR UNCOLLECTED TAXES	252,231.61	Net Valuation Taxable-County	74,717,965	Surplus Dec. 31, 1991	582,706.33
EXPENDITURES TOTAL	2,633,809.56	State Equalized Valuation	79,757,132	Total	1,133,519.57
		State Equalization Ratio	50.10		

2104

Population 1980 4,360
 Population 1990 5,331
 S & P Rating
 Moody Rating

General Tax Rate Per \$100. 1.95
 State Equalized Tax Rate 1.35

BLAIRSTOWN TOWNSHIP - WARREN CO.
 Form of Government
 Township Committee
 Number of Members - 5

PER CAPITA:
 Gross Debt 892.56
 Net Debt 429.56
 Debt Service 26.47
 Total Tax Levy 1,054.70
 Municipal Expenditures 749.84

PER CENT:
 Gross Debt 1.14
 Net Debt .55
 Tax Levy Collected 93.44
 Tax Levy Cancelled, Abated or Adjusted .08

EXPENDITURES		REVENUES-REALIZED		1991 PROPERTY TAX	
GENERAL GOVERNMENT				STATE EQUALIZED TAX RATE	
Governing Body & Public Boards		1991 Property Taxes Collected	5,150,657.29	Local District School Taxes	1,531,333.00
Municipal Clerk		1991 Payments in Lieu of Taxes		Regional & Consolidated School Tax	1,280,758.45
Financial Administration	67,353.80	Delinquent Tax & Lien Collections	392,049.00	School Taxes in Municipal Budget	
Assessment of Taxes	44,270.92	Business Personalty Replacement Taxes	31,835.08	County Taxes	2,572,352.59
Collection of Taxes	22,920.69	Taxes from Public Utilities	2,864,029.00	County Library Taxes	204,119.38
Planning, Housing & Development	64,138.55	Other Miscellaneous Tax Revenues		Local Municipal Purpose Taxes	
Human Resources	12,664.00	State Aid Revenues	17,933.12	Veteran & Senior Citizen Taxes	45,650.00
Elections		Federal Aid Revenues		Total Taxes for Rate Computation	5,634,213.42
General Administration (other)	256,663.15	State and Local Fiscal Assistance Act Utilized		Special District Taxes	
JUDICIARY		Sale of Acquired Property		Bank Corp. Taxes	
Municipal Courts	28,989.13	Other Miscellaneous Revenues	498,065.72	Added and Omitted Taxes	34,025.12
PUBLIC SAFETY		Total	8,963,569.21	Total Taxes Levied - ABSTRACT	5,622,588.54
Fire Protection	29,894.00	Prior Years Surplus Appropriated	340,760.00	Total Taxes Billed	5,521,997.99
Police Protection	416,446.11	REVENUES TOTAL	9,304,329.21	1991 TAXES COLLECTED	5,159,657.29
Civil Defense & Disaster Control	5,818.77	Reserve For Uncollected Taxes	425,000.00	1991 Taxes Cancelled, Abated or Adjusted	4,194.81
Environmental Inspection & Control	46,437.83	CAPITAL OUTLAY TOTAL	416,978.29	Transfer to Tax Title Liens or Foreclosed	4,578.30
Other Public Safety				Balance Outstanding Dec. 31, 1991	353,567.59
PUBLIC WORKS				PRIOR YEARS TAXES OUTSTANDING	
Streets and Drainage	362,010.56	Public Enterprises		Balance January 1, 1991	393,811.42
Sewers and Sewage Processing		Recreation-Culture		Collected in 1991	381,117.81
Garbage and Trash Disposal	18,600.00	Public Works	3,052.89	Cancelled, Abated or Adjusted 1991	2,245.63
Public Buildings and Grounds	74,951.23	Buildings and Grounds	413,925.40	Transfers to Tax Title Liens or Foreclosed	55.35
Other Public Works		Library and Education		Balance December 31, 1991	10,392.63
HEALTH and WELFARE		Conservation		TAX TITLE LIENS OUTSTANDING	
Health Services Except Environmental	6,220.65	All Other		Balance January 1, 1991	23,752.60
Welfare-Public Assistance	10,827.00	CAPITAL DEBT AUTHORIZED, DECEMBER 31, 1991		Transfer From Taxes	4,633.95
Hospital, Clinics, First Aid		ISSUED AND UNISSUED		Redeemed in 1991	10,931.19
Animal, Insect, & Rodent Control	2,333.77	School	2,468,264	Cancelled, Abated or Adjusted (1991)	468.30
Other Welfare Services		Self-Liquidating		Transfers to Foreclosed Property	
RECREATION and CONSERVATION		Other	2,290,000	Balance December 31, 1991	16,987.06
Beaches and Boardwalks		Total	4,758,264	PROPERTY ACQUIRED BY DEED OR FORECLOSURE	
Parks, Playgrounds, Shade Trees		ISSUED AND OUTSTANDING		Balance January 1, 1991	
Land Reclamation & Conservation	8,594.27	School	2,468,264.18	Transfers From Taxes or Liens	
Other Recreational Services	70,343.69	Self-Liquidating		Sale for Cash (1991)	
EDUCATION (excluding schools)		Other	1,290,000.00	Cancelled, Abated or Adjusted (1991)	
Libraries	10,000.00	Total	3,758,264.18	Balance December 31, 1991	
Other Educational Services	1,635,247.00	EQUALIZED VALUATION BASIS		CURRENT FINANCES DECEMBER 31, 1991	
STATUTORY EXPENDITURES		FOR NET DEBT COMPUTATION	415,637.967	ASSETS	
Pensions & F. L. C. A.	97,517.69	REAL PROPERTY VALUATIONS		Cash Dec. 31, 1991	5,922,607.60
Employee Fringe Benefits	110,000.00	Code Class # of Parcels % VALN		Taxes Receivable	363,960.22
Other Statutory Expenditures	4,000.00	1 Vacant Land 446 6.45	18,088,225.00	Tax Title Liens	16,987.06
CETA And Other Public Employment Programs		2 Residential 1617 77.53	217,318,450.00	Foreclosed Property	
MUNICIPAL FUNCTIONS TOTAL	3,406,292.91	3 Farm 335 6.57	18,394,387.00	Emergencies & Other Deferred Charges	
CAPITAL IMPROVEMENTS *MEMO*	85,000.00	4a Commercial 104 7.49	20,997,500.00	State and Federal Aid Receivable	
DEBT SERVICE		4b Industrial 14 1.96	5,504,700.00	Other Receivables	3,507.23
Principal Payments	60,000.00	4c Apartments		Total	6,307,062.11
Interest Payments	81,125.00	Total	2516	LIABILITIES, RESERVES, AND SURPLUS	
DEFERRED CHARGES	25,000.00	Land Area 30.90 Sq. Miles		Cash Liabilities	1,967,628.80
SCHOOL, COUNTY, SPECIAL DISTRICT TAXES	5,588,563.42	Net Valuation Taxable-Municipal	281,434,432	Reserves for Receivables	384,454.51
RESERVE FOR UNCOLLECTED TAXES	425,000.00	Net Valuation Taxable-County	430,630,061	Surplus Dec. 31, 1991	3,954,978.80
EXPENDITURES TOTAL	9,585,931.33	State Equalized Valuation	406,545,252	Total	6,307,062.11
		State Equalization Ratio	69.14		

0702
Population 1980 47,792
Population 1990 45,061
S & P Rating
Moody Rating AA

General Tax Rate Per \$100. 14.09
State Equalized Tax Rate 2.52

BLOOMFIELD TOWNSHIP - ESSEX COUNTY
Form of Government
Special Charter (P.L. 1955 c. 201)
Number of Members - 7

PER CAPITA:
Gross Debt 320.49
Net Debt 209.68
Debt Service 32.03
Total Tax Levy 1,367.66
Municipal Expenditures 669.67
PER CENT:
Gross Debt .59
Net Debt .39
Tax Levy Collected 96.92
Tax Levy Cancelled, Abated or Adjusted .18

EXPENDITURES		REVENUES-REALIZED		1991 PROPERTY TAX	
GENERAL GOVERNMENT				STATE EQUALIZED TAX RATE 1.14	
Governing Body & Public Boards	66,550.00	1991 Property Taxes Collected 59,759,340.96		Local District School Taxes 27,778,568.50	
Municipal Clerk	123,000.00	1991 Payments in Lieu of Taxes 96,920.14		Regional & Consolidated School Tax	
Financial Administration	269,300.00	Delinquent Tax & Lien Collections 1,340,819.79		School Taxes in Municipal Budget	
Assessment of Taxes	124,050.00	Business Personalty Replacement Taxes 1,039,063.12		County Taxes .59	
Collection of Taxes		Taxes from Public Utilities 2,158,938.00		County Library Taxes	
Planning, Housing & Development	89,500.00	Other Miscellaneous Tax Revenues		Local Municipal Purpose Taxes .79	
Human Resources	259,566.00	State Aid Revenues 4,730,169.92		Veteran & Senior Citizen Taxes	
Elections		Federal Aid Revenues		Total Taxes for Rate Computation 2.52	
General Administration (other)	1,794,016.17	State and Local Fiscal Assistance Act Utilized		Special District Taxes	
JUDICIARY		Sole of Acquired Property		Bank Corp. Taxes	
Municipal Courts	216,400.00	Other Miscellaneous Revenues		Added and Omitted Taxes	
PUBLIC SAFETY		Total 71,602,857.73		Total Taxes Levied - ABSTRACT 61,628,093.11	
Fire Protection	4,221,600.00	Prior Years Surplus Appropriated 575,000.00		Total Taxes Billed 61,660,563.17	
Police Protection	5,563,935.20	REVENUES TOTAL 72,177,857.73		1991 TAXES COLLECTED 59,759,340.96	
Civil Defense & Disaster Control	20,300.00	Reserve For Uncollected Taxes 2,387,869.64		1991 Taxes Cancelled, Abated or Adjusted 110,995.84	
Environmental Inspection & Control	19,800.00	CAPITAL OUTLAY TOTAL 2,010,472.32		Transfer to Tax Title Liens or Foreclosed 126,033.68	
Other Public Safety				Balance Outstanding Dec. 31, 1991 1,664,122.69	
PUBLIC WORKS				PRIOR YEARS TAXES OUTSTANDING	
Streets and Drainage	1,114,950.00	Public Enterprises 1,131,881.88		Balance January 1, 1991 1,354,596.20	
Sewers and Sewage Processing	1,414,450.00	Recreation—Culture		Collected in 1991 1,281,462.44	
Garbage and Trash Disposal	2,783,100.00	Public Works		Cancelled, Abated or Adjusted 1991 6,042.28	
Public Buildings and Grounds	106,100.00	Buildings and Grounds 878,590.44		Transfers to Tax Title Liens or Foreclosed 51,439.80	
Other Public Works	704,900.00	Library and Education		Balance December 31, 1991 15,651.68	
HEALTH and WELFARE		Conservation		TAX TITLE UENS OUTSTANDING	
Health Services Except Environmental	683,377.99	All Other		Balance January 1, 1991 131,626.61	
Welfare—Public Assistance	172,700.00	CAPITAL DEBT AUTHORIZED, DECEMBER 31, 1991		Transfer From Taxes 186,462.01	
Hospital, Clinics, First Aid		ISSUED AND UNISSUED GROSS DEBT NET DEBT		Redeemed in 1991 59,357.35	
Animal, Insect, & Rodent Control	98,700.00	School 1,204,000		Cancelled, Abated or Adjusted (1991) 18,192.76	
Other Welfare Services		Self-Liquidating 3,789,320		Transfers to Foreclosed Property	
RECREATION and CONSERVATION		Other 9,448,286		Balance December 31, 1991 240,538.51	
Beaches and Boardwalks		Total 14,441,606		PROPERTY ACQUIRED BY DEED OR	
Parks, Playgrounds, Shade Trees	250,000.00	ISSUED AND OUTSTANDING		FORECLOSURE	
Land Reclamation & Conservation		School 1,204,000.00		Balance January 1, 1991 355,100.00	
Other Recreational Services	439,250.00	Self-Liquidating 5,033,468.42		Transfers From Taxes or Liens	
EDUCATION (excluding schools)		Other 3,581,000.00		Sale for Cash (1991)	
Libraries	826,000.00	Total 14,818,468.42		Cancelled, Abated or Adjusted (1991)	
Other Educational Services	4,300.00	EQUALIZED VALUATION BASIS		Balance December 31, 1991 355,100.00	
STATUTORY EXPENDITURES		FOR NET DEBT COMPUTATION 2,437,659,323		CURRENT FINANCES DECEMBER 31, 1991	
Pensions & F. I. C. A.	2,369,500.00	REAL PROPERTY VALUATIONS		ASSETS	
Employee Fringe Benefits	2,380,000.00	Code Class # of Parcels % VAL'N ASSESSED VALUATION		Cash Dec. 31, 1991 5,292,081.58	
Other Statutory Expenditures	1,000.00	1 Vacant Land 248 .56 2,442,200.00		Taxes Receivable 1,679,844.37	
CETA And Other Public Employment Programs		2 Residential 11477 71.39 312,386,800.00		Tax Title Liens 240,538.51	
MUNICIPAL FUNCTIONS TOTAL 26,181,345.36		3 Farm 71,570,700.00		Foreclosed Property 355,100.00	
CAPITAL IMPROVEMENTS *MEMO* 38,000.00		4a Commercial 72 5.42 23,536,800.00		Emergencies & Other Deferred Charges 565,000.00	
DEBT SERVICE		4c Apartments 100 5.66 24,589,700.00		State and Federal Aid Receivable	
Principal Payments 905,000.00		Total 12627 434,526,200.00		Other Receivables	
Interest Payments 538,222.42		Land Area 5.40 Sq. Miles		Total 8,149,431.46	
DEFERRED CHARGES 163,770.42		Net Valuation Taxable-Municipal 437,144,700		LIABILITIES, RESERVES, AND SURPLUS	
SCHOOL, COUNTY, SPECIAL DISTRICT TAXES 42,243,900.26		Net Valuation Taxable-County 2,501,110,844		Cash Liabilities 3,013,618.67	
RESERVE FOR UNCOLLECTED TAXES 2,387,369.64		State Equalized Valuation 2,430,186,569		Reserves for Receivables 2,292,399.88	
EXPENDITURES TOTAL 72,425,108.10		State Equalization Ratio 17.90		Surplus Dec. 31, 1991 2,843,462.91	

1601
Population 1980 7,867
Population 1990 7,530
S & P Rating
Moody Rating A

General Tax Rate Per \$100. 2.35
State Equalized Tax Rate 2.55

BLOOMINGDALE BOROUGH - PASSAIC CO.
Form of Government
Borough Council
Number of Members - 6

PER CAPITA:
Gross Debt 719.16
Net Debt 479.70
Debt Service 71.40
Total Tax Levy 1,475.44
Municipal Expenditures 627.96
PER CENT:
Gross Debt 1.25
Net Debt .83
Tax Levy Collected 94.62
Tax Levy Cancelled, Abated or Adjusted 1.30

EXPENDITURES		REVENUES-REALIZED		1991 PROPERTY TAX	
GENERAL GOVERNMENT		1991 Payments in Lieu of Taxes		STATE EQUALIZED TAX RATE	
Governing Body & Public Boards	166,512.00	Delinquent Tax & Lien Collections	424,445.00	Local District School Taxes	1.44
Municipal Clerk		Business Personalty Replacement Taxes	66,232.00	Regional & Consolidated School Tax	
Financial Administration	43,045.00	Taxes from Public Utilities	322,582.00	School Taxes in Municipal Budget	
Assessment of Taxes	92,913.00	Other Miscellaneous Tax Revenues		County Taxes	.44
Collection of Taxes	54,929.00	State Aid Revenues	395,551.00	County Library Taxes	
Planning, Housing & Development	35,040.00	Federal Aid Revenues		Local Municipal Purpose Taxes	.67
Human Resources	28,870.00	State and Local Fiscal Assistance Act Utilized		Veteran & Senior Citizen Taxes	
Elections	2,300.00	Sole of Acquired Property		Total Taxes for Rate Computation	2.55
General Administration (other)	289,533.00	Other Miscellaneous Revenues	472,177.01	Special District Taxes	
JUDICIARY		Total	12,232,416.46	Bank Corp. Taxes	
Municipal Courts	34,575.00	Prior Years Surplus Appropriated	200,000.00	Added and Omitted Taxes	
PUBLIC SAFETY		REVENUES TOTAL	12,432,416.46	Total Taxes Levied - ABSTRACT	
Fire Protection	36,504.00	Reserve For Uncollected Taxes	539,661.00	Total Taxes Billed	
Police Protection	789,488.00	CAPITAL OUTLAY TOTAL	573,933.88	1991 TAXES COLLECTED	
Civil Defense & Disaster Control	900.00	Public Enterprises	290,324.90	1991 Taxes Cancelled, Abated or Adjusted	
Environmental Inspection & Control	40,703.00	Recreation-Culture		Transfer to Tax Title Liens or Foreclosed	
Other Public Safety		Public Works	184,774.08	Balance Outstanding Dec. 31, 1991	
PUBLIC WORKS		Buildings and Grounds	98,834.90	PRIOR YEARS TAXES OUTSTANDING	
Streets and Drainage	303,984.00	Library and Education		Balance January 1, 1991	
Sewers and Sewage Processing	91,001.00	Conservation		Collected in 1991	
Garbage and Trash Disposal	547,632.00	All Other		Cancelled, Abated or Adjusted 1991	
Public Buildings and Grounds	115,635.00	CAPITAL DEBT AUTHORIZED, DECEMBER 31, 1991		Transfers to Tax Title Liens or Foreclosed	
Other Public Works	41,000.00	ISSUED AND UNISSUED		Balance December 31, 1991	
HEALTH and WELFARE		School	300,000.00	TAX TITLE LIENS OUTSTANDING	
Health Services Except Environmental	94,696.00	Self-Liquidating	1,370,197.69	Balance January 1, 1991	
Welfare-Public Assistance	4,826.00	Other	3,745,070.00	Transfer From Taxes	
Hospital, Clinics, First Aid		Total	5,415,267.69	Redeemed in 1991	
Animal, Insect, & Rodent Control		ISSUED AND OUTSTANDING		Cancelled, Abated or Adjusted (1991)	
Other Welfare Services		School	300,000.00	Transfers to Foreclosed Property	
RECREATION and CONSERVATION		Self-Liquidating	1,370,197.69	Balance December 31, 1991	
Beaches and Boardwalks		Other	2,786,000.00	PROPERTY ACQUIRED BY DEED OR	
Parks, Playgrounds, Shade Trees	4,000.00	Total	4,456,197.69	FORECLOSURE	
Land Reclamation & Conservation	980.00	EQUALIZED VALUATION BASIS		Balance January 1, 1991	
Other Recreational Services	29,735.00	FOR NET DEBT COMPUTATION		Transfers From Taxes or Liens	
EDUCATION (excluding schools)		REAL PROPERTY VALUATIONS		Sale for Cash (1991)	
Libraries	146,828.00	Code Class # of Parcels % VAL'N		Cancelled, Abated or Adjusted (1991)	
Other Educational Services		1 Vacant Land 216 4.39		Balance December 31, 1991	
STATUTORY EXPENDITURES		2 Residential 2391 85.28		CURRENT FINANCES DECEMBER 31, 1991	
Pensions & F. L. C. A.	265,701.00	3 Form 9 .24		ASSETS	
Employee Fringe Benefits	294,337.00	4a Commercial 97 6.95		Cash Dec. 31, 1991	
Other Statutory Expenditures		4b Industrial 3 .11		Taxes Receivable	
CETA And Other Public Employment Programs		4c Apartments 9 3.03		Tax Title Liens	
MUNICIPAL FUNCTIONS TOTAL	3,555,767.00	Total 2725		Foreclosed Property	
CAPITAL IMPROVEMENTS * MEMO *	37,900.00	Land Area 8.74 Sq. Miles		Emergencies & Other Deferred Charges	
DEBT SERVICE		Net Valuation Taxable-Municipal		State and Federal Aid Receivable	
Principal Payments	300,000.00	Net Valuation Taxable-County		Other Receivables	
Interest Payments	237,614.00	State Equalized Valuation		Total	
DEFERRED CHARGES		State Equalization Ratio		LIABILITIES, RESERVES, AND SURPLUS	
SCHOOL, COUNTY, SPECIAL DISTRICT TAXES				Cash Liabilities	
RESERVE FOR UNCOLLECTED TAXES				Reserves for Receivables	
EXPENDITURES TOTAL	12,915,844.32			Surplus Dec. 31, 1991	

1003
 Population 1980 864
 Population 1990 890
 S & P Rating
 Moody Rating

General Tax Rate Per \$100. 1.60
 State Equalized Tax Rate 1.54

BLOOMSBURY BOROUGH - HUNTERDON CO.
 Form of Government
 Borough Council
 Number of Members - 6

PER CAPITA:
 Gross Debt 324.16
 Net Debt 136.83
 Debt Service 10.98
 Total Tax Levy 985.89
 Municipal Expenditures 460.49

PER CENT:
 Gross Debt .52
 Net Debt .22
 Tax Levy Collected 96.03
 Tax Levy Cancelled, Abated or Adjusted

EXPENDITURES		REVENUES-REALIZED		1991 PROPERTY TAX	
GENERAL GOVERNMENT				STATE EQUALIZED TAX RATE	
Governing Body & Public Boards		1991 Property Taxes Collected	847,219.50	Local District School Taxes 1.07	614,064.00
Municipal Clerk		1991 Payments in Lieu of Taxes		Regional & Consolidated School Tax	
Financial Administration	23,500.00	Delinquent Tax & Lien Collections	23,029.88	School Taxes in Municipal Budget	
Assessment of Taxes	5,600.00	Business Personalty Replacement Taxes	13,543.96	County Taxes	.27 152,361.21
Collection of Taxes	6,850.00	Taxes from Public Utilities	29,396.00	County Library Taxes	.02 12,331.84
Planning, Housing & Development	5,500.00	Other Miscellaneous Tax Revenues		Local Municipal Purpose Taxes	.17 98,683.74
Human Resources		State Aid Revenues	28,329.00	Veteran & Senior Citizen Taxes	7,700.00
Elections	500.00	Federal Aid Revenues		Total Taxes for Rate Computation	1.53 885,140.79
General Administration (other)	75,612.00	State and Local Fiscal Assistance Act Utilized		Special District Taxes	
JUDICIARY		Sale of Acquired Property		Bank Corp. Taxes	
Municipal Courts	27,063.00	Other Miscellaneous Revenues	103,571.88	Added and Omitted Taxes	
PUBLIC SAFETY		Total	1,045,089.22	Total Taxes Levied - ABSTRACT	877,440.79
Fire Protection	23,523.00	Prior Years Surplus Appropriated	191,398.13	Total Taxes Billed	882,258.49
Police Protection	4,272.34	REVENUES TOTAL	1,236,487.35	1991 TAXES COLLECTED	847,219.50
Civil Defense & Disaster Control	2,000.00	Reserve For Uncollected Taxes	50,612.17	1991 Taxes Cancelled, Abated or Adjusted	
Environmental Inspection & Control		CAPITAL OUTLAY TOTAL	51,586.41	Transfer to Tax Title Liens or Foreclosed	89.60
Other Public Safety				Balance Outstanding Dec. 31, 1991	34,949.39
PUBLIC WORKS				PRIOR YEARS TAXES OUTSTANDING	
Streets and Drainage	34,000.00	Public Enterprises		Balance January 1, 1991	23,028.88
Sewers and Sewage Processing	3,500.00	Recreation-Culture		Collected in 1991	23,028.88
Garbage and Trash Disposal	84,000.00	Public Works	23,560.76	Cancelled, Abated or Adjusted 1991	
Public Buildings and Grounds	28,500.00	Buildings and Grounds	28,025.65	Transfers to Tax Title Liens or Foreclosed	
Other Public Works		Library and Education		Balance December 31, 1991	
HEALTH and WELFARE		Conservation		TAX TITLE LIENS OUTSTANDING	
Health Services Except Environmental	500.00	All Other		Balance January 1, 1991	1,334.97
Welfare-Public Assistance	2,500.00	CAPITAL DEBT AUTHORIZED, DECEMBER 31, 1991		Transfer From Taxes	89.60
Hospital, Clinics, First Aid		ISSUED AND UNISSUED GROSS DEBT NET DEBT		Redeemed in 1991	
Animal, Insect, & Rodent Control	1,700.00	School		Cancelled, Abated or Adjusted (1991)	
Other Welfare Services		Self-Liquidating 151,694		Transfers to Foreclosed Property	
RECREATION and CONSERVATION		Other 136,805	121,782	Balance December 31, 1991	1,424.57
Beaches and Boardwalks	1,700.00	Total 288,499	121,782	PROPERTY ACQUIRED BY DEED OR FORECLOSURE	
Parks, Playgrounds, Shade Trees				Balance January 1, 1991	1,100.00
Land Reclamation & Conservation				Transfers From Taxes or Liens	
Other Recreational Services				Sale for Cash (1991)	
EDUCATION (excluding schools)		ISSUED AND OUTSTANDING		Cancelled, Abated or Adjusted (1991)	
Libraries		School		Balance December 31, 1991	1,100.00
Other Educational Services		Self-Liquidating		CURRENT FINANCES DECEMBER 31, 1991	
STATUTORY EXPENDITURES		Other	118,880.00	ASSETS	
Pensions & F. L. C. A.	9,385.00	Total	118,880.00	Cash Dec. 31, 1991	520,682.89
Employee Fringe Benefits		EQUALIZED VALUATION BASIS		Taxes Receivable	34,949.39
Other Statutory Expenditures	250.00	FOR NET DEBT COMPUTATION	54,993,125	Tax Title Liens	1,424.57
CETA And Other Public Employment Programs		REAL PROPERTY VALUATIONS		Foreclosed Property	1,100.00
MUNICIPAL FUNCTIONS TOTAL	340,455.34	Code Class # of Parcels % VAL'N ASSESSED VALUATION		Emergencies & Other Deferred Charges	23,000.00
CAPITAL IMPROVEMENTS *MEMO*	28,700.00	1 Vacant Land 65 3.15 1,727,150.00		State and Federal Aid Receivable	143.96
DEBT SERVICE		2 Residential 300 73.39 40,479,800.00		Other Receivables	3,450.13
Principal Payments	2,625.00	3 Farm 15 1.82 997,200.00		Total	584,750.94
Interest Payments	7,143.35	4a Commercial 17 13.48 7,386,300.00		LIABILITIES, RESERVES, AND SURPLUS	
DEFERRED CHARGES	9,000.00	4b Industrial 5 6.25 3,424,500.00		Cash Liabilities	393,280.53
SCHOOL, COUNTY, SPECIAL DISTRICT TAXES	773,757.05	4c Apartments 3 1.40 767,700.00		Reserves for Receivables	40,924.09
RESERVE FOR UNCOLLECTED TAXES	50,612.17	Total 405 54,782,650.00		Surplus Dec. 31, 1991	150,546.32
EXPENDITURES TOTAL	1,188,592.91	Land Area .90 Sq. Miles		Total	584,750.94
		Net Valuation Taxable-Municipal	54,932,823		
		Net Valuation Taxable-County	53,271,214		
		State Equalized Valuation	57,156,052		
		State Equalization Ratio	96.10		

0204

Population 1980 8,344
 Population 1990 7,824
 S & P Rating
 Moody Rating A

General Tax Rate Per \$100.

2.80

State Equalized Tax Rate

2.17

BOGOTA BOROUGH - BERGEN COUNTY
 Form of Government
 Borough Council
 Number of Members - 6

PER CAPITA:

Gross Debt 354.08
 Net Debt 341.30
 Debt Service 26.43
 Total Tax Levy 1,167.44
 Municipal Expenditures 648.10

PER CENT:

Gross Debt .64
 Net Debt .62
 Tax Levy Collected 97.84
 Tax Levy Cancelled, Abated or Adjusted .23

EXPENDITURES		REVENUES-REALIZED		1991 PROPERTY TAX	
GENERAL GOVERNMENT				STATE EQUALIZED TAX RATE	
Governing Body & Public Boards		1991 Property Taxes Collected	3,966,555.00	Local District School Taxes	1.29 5,454,479.00
Municipal Clerk		1991 Payments in Lieu of Taxes		Regional & Consolidated School Tax	
Financial Administration	55,475.00	Delinquent Tax & Lien Collections	228,934.00	School Taxes in Municipal Budget	
Assessment of Taxes	15,337.00	Business Personalty Replacement Taxes	261,020.00	County Taxes	.25 1,061,979.24
Collection of Taxes	27,150.00	Taxes from Public Utilities	331,490.00	County Library Taxes	
Planning, Housing & Development	14,514.00	Other Miscellaneous Tax Revenues		Local Municipal Purpose Taxes	.62 2,615,881.00
Human Resources	41,504.00	State Aid Revenues	1,272,356.00	Veteran & Senior Citizen Taxes	76,950.00
Elections		Federal Aid Revenues		Total Taxes for Rate Computation	2.16 9,209,289.24
General Administration (other)	538,387.00	State and Local Fiscal Assistance Act Utilized		Special District Taxes	
JUDICIARY		Sole of Acquired Property		Bank Corp. Taxes	
Municipal Courts	54,345.00	Other Miscellaneous Revenues	379,573.00	Added and Omitted Taxes	1,718.00
PUBLIC SAFETY		Total	11,439,928.00	Total Taxes Levied - ABSTRACT	9,134,057.24
Fire Protection	140,803.00	Prior Years Surplus Appropriated	150,000.00	Total Taxes Billed	9,164,396.00
Police Protection	1,088,101.00	REVENUES	TOTAL	1991 TAXES COLLECTED	8,966,555.00
Civil Defense & Disaster Control	2,510.00	Reserve For Uncollected Taxes	291,000.00	1991 Taxes Cancelled, Abated or Adjusted	21,339.00
Environmental Inspection & Control	48,819.00	CAPITAL OUTLAY	TOTAL	Transfer to Tax Title Liens or Foreclosed	
Other Public Safety			1,133,960.00	Balance Outstanding Dec. 31, 1991	176,502.00
PUBLIC WORKS		Public Enterprises		PRIOR YEARS TAXES OUTSTANDING	
Streets and Drainage	289,944.00	Recreation-Culture	503,258.00	Balance January 1, 1991	228,934.00
Sewers and Sewage Processing	896,409.00	Public Works	10,181.00	Collected in 1991	228,934.00
Garbage and Trash Disposal	265,077.00	Buildings and Grounds	620,521.00	Cancelled, Abated or Adjusted 1991	
Public Buildings and Grounds	35,159.00	Library and Education		Transfers to Tax Title Liens or Foreclosed	
Other Public Works	26,720.00	Conservation		Balance December 31, 1991	
HEALTH and WELFARE		All Other		TAX TITLE LIENS OUTSTANDING	
Health Services Except Environmental	29,206.00			Balance January 1, 1991	
Welfare-Public Assistance	16,769.00			Transfer From Taxes	
Hospital, Clinics, First Aid				Redeemed in 1991	
Animal, Insect, & Rodent Control				Cancelled, Abated or Adjusted (1991)	
Other Welfare Services				Transfers to Foreclosed Property	
RECREATION and CONSERVATION				Balance December 31, 1991	
Beaches and Boardwalks				PROPERTY ACQUIRED BY DEED OR	
Parks, Playgrounds, Shade Trees	85,073.00			FORECLOSURE	
Land Reclamation & Conservation	49,229.00			Balance January 1, 1991	136,680.00
Other Recreational Services	56,684.00			Transfers From Taxes or Liens	
EDUCATION (excluding schools)				Sale for Cash (1991)	
Libraries	163,588.00			Cancelled, Abated or Adjusted (1991)	
Other Educational Services	100.00			Balance December 31, 1991	136,680.00
STATUTORY EXPENDITURES				CURRENT FINANCES DECEMBER 31, 1991	
Pensions & F. I. C. A.	270,968.00			ASSETS	
Employee Fringe Benefits	257,000.00			Cash Dec. 31, 1991	735,227.00
Other Statutory Expenditures				Taxes Receivable	176,502.00
CETA And Other Public Employment Programs				Tax Title Liens	
MUNICIPAL FUNCTIONS				Foreclosed Property	136,680.00
CAPITAL IMPROVEMENTS	* MEMO *			Emergencies & Other Deferred Charges	96,000.00
DEBT SERVICE				State and Federal Aid Receivable	21,064.00
Principal Payments	105,000.00			Other Receivables	144,953.00
Interest Payments	101,821.00			Total	1,310,426.00
DEFERRED CHARGES				LIABILITIES, RESERVES, AND SURPLUS	
SCHOOL, COUNTY, SPECIAL DISTRICT TAXES	104,010.00			Cash Liabilities	449,815.00
RESERVE FOR UNCOLLECTED TAXES	6,516,458.24			Reserves for Receivables	349,015.00
EXPENDITURES	TOTAL			Surplus Dec. 31, 1991	511,596.00
	11,587,160.24			Total	1,310,426.00

1401
 Population 1980 8,620
 Population 1990 8,343
 S & P Rating A+
 Moody Rating A

General Tax Rate Per \$100. 4.68
 State Equalized Tax Rate 2.00

BOONTON TOWN - MORRIS COUNTY
 Form of Government
 Town Council
 Number of Members - 9

PER CAPITA:
 Gross Debt 1,398.74
 Net Debt 343.05
 Debt Service 11.61
 Total Tax Levy 1,282.11
 Municipal Expenditures 578.90

PER CENT:
 Gross Debt 2.21
 Net Debt .54
 Tax Levy Collected 96.73
 Tax Levy Cancelled, Abated or Adjusted .10

EXPENDITURES		REVENUES-REALIZED		1991 PROPERTY TAX	
GENERAL GOVERNMENT				STATE EQUALIZED TAX RATE 1.27	
Governing Body & Public Boards		1991 Property Taxes Collected	10,356,253.89	Local District School Taxes	6,755,805.22
Municipal Clerk		1991 Payments in Lieu of Taxes	1,125.90	Regional & Consolidated School Tax	
Financial Administration	71,585.72	Delinquent Tax & Lien Collections	261,942.96	School Taxes in Municipal Budget	
Assessment of Taxes	26,883.52	Business Personalty Replacement Taxes	324,739.44	County Taxes	.28 1,475,720.39
Collection of Taxes	43,500.00	Taxes from Public Utilities	458,895.00	County Library Taxes	
Planning, Housing & Development	52,771.31	Other Miscellaneous Tax Revenues		Local Municipal Purpose Taxes	.45 2,393,508.46
Human Resources	41,863.00	State Aid Revenues	435,774.17	Veteran & Senior Citizen Taxes	71,500.00
Elections		Federal Aid Revenues		Total Taxes for Rate Computation	2.00 10,696,534.07
General Administration (other)	401,714.92	State and Local Fiscal Assistance Act Utilized		Special District Taxes	
JUDICIARY		Sale of Acquired Property		Bank Corp. Taxes	
Municipal Courts	70,625.00	Other Miscellaneous Revenues	577,424.08	Added and Omitted Taxes	71,617.30
PUBLIC SAFETY		Total	12,416,155.44	Total Taxes Levied - ABSTRACT	10,696,651.37
Fire Protection	86,648.53	Prior Years Surplus Appropriated	680,044.80	Total Taxes Billed	10,705,905.86
Police Protection	1,078,005.27	REVENUES TOTAL	13,096,200.24	1991 TAXES COLLECTED	10,356,253.89
Civil Defense & Disaster Control	2,300.00	Reserve For Uncollected Taxes	675,010.29	1991 Taxes Cancelled, Abated or Adjusted	10,807.23
Environmental Inspection & Control	37,423.74	CAPITAL OUTLAY TOTAL	509,504.98	Transfer to Tax Title Liens or Foreclosed	3,893.76
Other Public Safety				Balance Outstanding Dec. 31, 1991	334,950.93
PUBLIC WORKS				PRIOR YEARS TAXES OUTSTANDING	
Streets and Drainage	452,390.00	Public Enterprises	427,928.80	Balance January 1, 1991	267,187.37
Sewers and Sewage Processing	36,230.00	Recreation-Culture		Collected in 1991	261,942.96
Garbage and Trash Disposal	654,218.00	Public Works	48,576.81	Cancelled, Abated or Adjusted 1991	
Public Buildings and Grounds	82,306.50	Buildings and Grounds	32,999.37	Transfers to Tax Title Liens or Foreclosed	1,800.58
Other Public Works	15,000.00	Library and Education		Balance December 31, 1991	3,443.83
HEALTH and WELFARE		Conservation		TAX TITLE LIENS OUTSTANDING	
Health Services Except Environmental	166,930.00	All Other		Balance January 1, 1991	1,550.19
Welfare-Public Assistance	13,250.00	CAPITAL DEBT AUTHORIZED, DECEMBER 31, 1991		Transfer From Taxes	6,076.35
Hospital, Clinics, First Aid		ISSUED AND UNISSUED GROSS DEBT NET DEBT		Redeemed in 1991	
Animal, Insect, & Rodent Control		School 4,990,000		Cancelled, Abated or Adjusted (1991)	
Other Welfare Services	10,000.00	Self-Liquidating 5,964,330	2,187,120	Transfers to Foreclosed Property	
RECREATION and CONSERVATION		Other 715,337	674,937	Balance December 31, 1991	7,626.54
Beaches and Boardwalks		Total 11,669,667	2,862,057	PROPERTY ACQUIRED BY DEED OR FORECLOSURE	
Parks, Playgrounds, Shade Trees	5,000.00	ISSUED AND OUTSTANDING		Balance January 1, 1991	98,600.00
Land Reclamation & Conservation	9,488.41	School 32,000.00		Transfers From Taxes or Liens	
Other Recreational Services	86,399.02	Self-Liquidating 4,710,759.18		Sale for Cash (1991)	
EDUCATION (excluding schools)		Other 651,400.00		Cancelled, Abated or Adjusted (1991)	
Libraries	41,000.00	Total 5,394,159.18		Balance December 31, 1991	98,600.00
Other Educational Services		EQUALIZED VALUATION BASIS		CURRENT FINANCES DECEMBER 31, 1991	
STATUTORY EXPENDITURES		FOR NET DEBT COMPUTATION	527,954,991	ASSETS	
Pensions & F. L. C. A.	301,600.00	REAL PROPERTY VALUATIONS		Cash Dec. 31, 1991	1,197,129.41
Employee Fringe Benefits	266,797.53	Code Class # of Parcels % VAL'N ASSESSED VALUATION		Taxes Receivable	338,394.76
Other Statutory Expenditures		1 Vacant Land 104 1.67 3,700,300.00		Tax Title Liens	7,626.54
CETA And Other Public Employment Programs		2 Residential 2203 78.08 173,064,100.00		Foreclosed Property	98,600.00
MUNICIPAL FUNCTIONS TOTAL	4,053,930.47	3 Farm 4 .07 175,100.00		Emergencies & Other Deferred Charges	58,773.99
CAPITAL IMPROVEMENTS * MEMO *	65,000.00	4a Commercial 181 10.31 22,855,700.00		State and Federal Aid Receivable	
DEBT SERVICE		4b Industrial 29 8.24 18,257,850.00		Other Receivables	3,469.76
Principal Payments	79,261.20	4c Apartments 14 1.62 3,601,200.00		Total	1,703,994.46
Interest Payments	17,570.90	Total 2535 221,654,250.00		LIABILITIES, RESERVES, AND SURPLUS	
DEFERRED CHARGES	4,023.91	Land Area 2.42 Sq. Miles		Cash Liabilities	560,205.04
SCHOOL, COUNTY, SPECIAL DISTRICT TAXES	8,231,525.61	Net Valuation Taxable-Municipal	227,228,388	Reserves for Receivables	448,091.06
RESERVE FOR UNCOLLECTED TAXES	675,010.29	Net Valuation Taxable-County	555,015,981	Surplus Dec. 31, 1991	695,698.36
EXPENDITURES TOTAL	13,061,322.33	State Equalized Valuation	523,747,980	Total	1,703,994.46
		State Equalization Ratio	42.78		

1402
Population 1980 3,273
Population 1990 3,566
S & P Rating
Moody Rating

General Tax Rate Per \$100. 3.06
State Equalized Tax Rate 1.49

BOONTON TOWNSHIP - MORRIS COUNTY
Form of Government
Township Committee
Number of Members - 5

PER CAPITA:
Gross Debt 158.00
Net Debt 141.12
Debt Service 27.59
Total Tax Levy 1,571.13
Municipal Expenditures 550.31

PER CENT:
Gross Debt .15
Net Debt .13
Tax Levy Collected 97.22
Tax Levy Cancelled, Abated or Adjusted .13

EXPENDITURES		REVENUES-REALIZED		1991 PROPERTY TAX	
GENERAL GOVERNMENT				STATE EQUALIZED TAX RATE	
Governing Body & Public Boards		1991 Property Taxes Collected	5,449,466.52	Local District School Taxes	3,214,575.50
Municipal Clerk		1991 Payments in Lieu of Taxes		Regional & Consolidated School Tax	
Financial Administration	107,524.50	Delinquent Tax & Lien Collections	123,901.64	School Taxes in Municipal Budget	
Assessment of Taxes	23,376.00	Business Personalty Replacement Taxes	45,277.40	County Taxes	1,062,096.34
Collection of Taxes	25,221.00	Taxes from Public Utilities	162,816.00	County Library Taxes	
Planning, Housing & Development	43,855.00	Other Miscellaneous Tax Revenues		Local Municipal Purpose Taxes	1,297,443.51
Human Resources	12,037.30	State Aid Revenues	100,824.77	Veteran & Senior Citizen Taxes	24,750.00
Elections		Federal Aid Revenues		Total Taxes for Rate Computation	5,598,865.35
General Administration (other)	292,923.00	State and Local Fiscal Assistance Act Utilized		Special District Taxes	
JUDICIARY		Sale of Acquired Property		Bank Corp. Taxes	
Municipal Courts	33,950.00	Other Miscellaneous Revenues	203,864.99	Added and Omitted Taxes	28,528.73
PUBLIC SAFETY		Total	6,086,151.32	Total Taxes Levied - ABSTRACT	5,602,644.08
Fire Protection	35,750.00	Prior Years Surplus Appropriated	200,000.00	Total Taxes Billed	5,605,006.52
Police Protection	415,436.99	REVENUES	6,286,151.32	1991 TAXES COLLECTED	5,449,466.52
Civil Defense & Disaster Control	5,800.00	Reserve For Uncollected Taxes	207,742.45	1991 Taxes Cancelled, Abated or Adjusted	7,370.92
Environmental Inspection & Control	59,550.00	CAPITAL OUTLAY	93,780.18	Transfer to Tax Title Liens or Foreclosed	4,299.30
Other Public Safety		TOTAL		Balance Outstanding Dec. 31, 1991	143,869.78
PUBLIC WORKS				PRIOR YEARS TAXES OUTSTANDING	
Streets and Drainage	248,250.00	Public Enterprises		Balance January 1, 1991	137,114.83
Sewers and Sewage Processing		Recreation-Culture		Collected in 1991	123,901.64
Garbage and Trash Disposal	12,500.00	Public Works	58,938.47	Cancelled, Abated or Adjusted 1991	
Public Buildings and Grounds	41,750.00	Buildings and Grounds	34,841.71	Transfers to Tax Title Liens or Foreclosed	3,466.91
Other Public Works		Library and Education		Balance December 31, 1991	9,746.28
HEALTH and WELFARE		Conservation		TAX TITLE LIENS OUTSTANDING	
Health Services Except Environmental	46,615.00	All Other		Balance January 1, 1991	2,283.38
Welfare-Public Assistance	30,450.00	CAPITAL DEBT AUTHORIZED, DECEMBER 31, 1991		Transfer From Taxes	8,200.33
Hospital, Clinics, First Aid		ISSUED AND UNISSUED		Redeemed in 1991	
Animal, Insect, & Rodent Control		GROSS DEBT		Cancelled, Abated or Adjusted (1991)	960.78
Other Welfare Services		School		Transfers to Foreclosed Property	
RECREATION and CONSERVATION		Self-Liquidating		Balance December 31, 1991	9,522.93
Beaches and Boardwalks		Other	563,426	PROPERTY ACQUIRED BY DEED OR FORECLOSURE	
Parks, Playgrounds, Shade Trees		Total	563,426	Balance January 1, 1991	151,530.00
Land Reclamation & Conservation	23,831.48	ISSUED AND OUTSTANDING		Transfers From Taxes or Liens	
Other Recreational Services	4,000.00	School		Sale for Cash (1991)	
EDUCATION (excluding schools)		Self-Liquidating		Cancelled, Abated or Adjusted (1991)	
Libraries		Other	323,372.00	Balance December 31, 1991	151,530.00
Other Educational Services	500.00	Total	323,372.00	CURRENT FINANCES DECEMBER 31, 1991	
STATUTORY EXPENDITURES		EQUALIZED VALUATION BASIS		ASSETS	
Pensions & F.L.C.A.	119,458.00	FOR NET DEBT COMPUTATION	383,702.195	Cash Dec. 31, 1991	694,036.08
Employee Fringe Benefits	67,159.96	REAL PROPERTY VALUATIONS		Taxes Receivable	153,616.06
Other Statutory Expenditures	100.00	Code Class # of Parcels % VAL'N		Tax Title Liens	9,522.93
CETA And Other Public Employment Programs		1 Vacant Land 161 4.14	7,534,700.00	Foreclosed Property	151,530.00
MUNICIPAL FUNCTIONS		2 Residential 1262 89.82	163,361,260.00	Emergencies & Other Deferred Charges	
CAPITAL IMPROVEMENTS *MEMO*	55,000.00	3 Farm 56 1.76	3,216,940.00	State and Federal Aid Receivable	
DEBT SERVICE		4a Commercial 6 .46	840,400.00	Other Receivables	11,779.81
Principal Payments	75,000.00	4b Industrial 6 3.75	6,816,400.00	Total	1,020,484.88
Interest Payments	23,373.56	4c Apartments 1 .06	107,800.00	LIABILITIES, RESERVES, AND SURPLUS	
		Total 1492	181,877,500.00	Cash Liabilities	383,650.52
DEFERRED CHARGES	1,133.90	Land Area 8.20 Sq. Miles		Reserves for Receivables	326,448.80
SCHOOL, COUNTY, SPECIAL DISTRICT TAXES	4,276,571.84	Net Valuation Taxable-Municipal	182,286,836	Surplus Dec. 31, 1991	310,385.56
RESERVE FOR UNCOLLECTED TAXES	207,742.45	Net Valuation Taxable-County	395,906,608	Total	1,020,484.88
EXPENDITURES	6,239,070.08	State Equalized Valuation	374,335,117		
TOTAL		State Equalization Ratio	48.64		

0303

Population 1980 4,441
 Population 1990 4,341
 S & P Rating
 Moody Rating BAA1

General Tax Rate Per \$100.

2.50
 State Equalized Tax Rate
 2.60

BORDENTOWN CITY - BURLINGTON CO.
Form of Government
Commission (1911)
Number of Members - 3

PER CAPITA:

Gross Debt 1,575.50
 Net Debt 925.32
 Debt Service 50.82
 Total Tax Levy 1,159.23
 Municipal Expenditures 553.41

PER CENT:

Gross Debt 3.67
 Net Debt 2.16
 Tax Levy Collected 90.56
 Tax Levy Cancelled, Abated or Adjusted 3.01

EXPENDITURES		REVENUES-REALIZED		1991 PROPERTY TAX	
GENERAL GOVERNMENT				STATE EQUALIZED TAX RATE	
Governing Body & Public Boards		1991 Property Taxes Collected	4,557,926.25	Local District School Taxes	
Municipal Clerk		1991 Payments in Lieu of Taxes		Regional & Consolidated School Tax	1.31 2,536,462.40
Financial Administration	91,750.00	Delinquent Tax & Lien Collections	211,450.60	School Taxes in Municipal Budget	
Assessment of Taxes	11,792.00	Business Personalty Replacement Taxes	77,708.52	County Taxes	.56 1,092,800.36
Collection of Taxes	22,203.00	Taxes from Public Utilities	240,342.00	County Library Taxes	.03 66,628.50
Planning, Housing & Development	20,000.00	Other Miscellaneous Tax Revenues		Local Municipal Purpose Taxes	.69 1,328,000.00
Human Resources	102,629.00	State Aid Revenues	237,220.47	Veteran & Senior Citizen Taxes	36,750.00
Elections	3,500.00	Federal Aid Revenues		Total Taxes for Rate Computation	2.59 5,054,641.26
General Administration (other)	160,117.54	State and Local Fiscal Assistance Act Utilized		Special District Taxes	
JUDICIARY		Sale of Acquired Property		Bank Corp. Taxes	
Municipal Courts	41,940.98	Other Miscellaneous Revenues	270,964.93	Added and Omitted Taxes	14,346.73
PUBLIC SAFETY		Total	5,595,612.77	Total Taxes Levied - ABSTRACT	5,032,237.99
Fire Protection	31,663.90	Prior Years Surplus Appropriated	140,000.00	Total Taxes Billed	5,033,158.16
Police Protection	490,322.00	REVENUES TOTAL	5,735,612.77	1991 TAXES COLLECTED	4,557,926.25
Civil Defense & Disaster Control	50.00	Reserve For Uncollected Taxes	284,834.81	1991 Taxes Cancelled, Abated or Adjusted	151,586.57
Environmental Inspection & Control	74,159.00	CAPITAL OUTLAY TOTAL	120,900.35	Transfer to Tax Title Liens or Foreclosed	18,908.98
Other Public Safety				Balance Outstanding Dec. 31, 1991	304,736.36
PUBLIC WORKS				PRIOR YEARS TAXES OUTSTANDING	
Streets and Drainage	142,350.00	Public Enterprises	97,139.84	Balance January 1, 1991	206,932.88
Sewers and Sewage Processing	2,415.59	Recreation-Culture		Collected in 1991	201,818.31
Garbage and Trash Disposal	185,250.00	Public Works	19,359.78	Cancelled, Abated or Adjusted 1991	1,006.67
Public Buildings and Grounds	165,000.00	Buildings and Grounds	4,400.73	Transfers to Tax Title Liens or Foreclosed	4,107.90
Other Public Works	2,400.00	Library and Education		Balance December 31, 1991	
HEALTH and WELFARE		Conservation		TAX TITLE LIENS OUTSTANDING	
Health Services Except Environmental		All Other		Balance January 1, 1991	42,928.70
Welfare-Public Assistance	15,942.56	CAPITAL DEBT AUTHORIZED, DECEMBER 31, 1991		Transfer From Taxes	23,682.60
Hospital, Clinics, First Aid		ISSUED AND UNISSUED GROSS DEBT NET DEBT		Redeemed in 1991	9,632.29
Animal, Insect, & Rodent Control		School 546,512		Cancelled, Abated or Adjusted (1991)	
Other Welfare Services		Self-Liquidating 4,247,782	1,971,868	Transfers to Foreclosed Property	
RECREATION and CONSERVATION		Other 2,044,947	2,044,947	Balance December 31, 1991	56,979.01
Beaches and Boardwalks	50.00	Total 6,839,241	4,016,815	PROPERTY ACQUIRED BY DEED OR FORECLOSURE	
Parks, Playgrounds, Shade Trees	27,000.00	ISSUED AND OUTSTANDING		Balance January 1, 1991	11,050.00
Land Reclamation & Conservation		School 546,512.06		Transfers From Taxes or Liens	
Other Recreational Services		Self-Liquidating 4,206,855.17		Sale for Cash (1991)	
EDUCATION (excluding schools)		Other 1,625,000.00		Cancelled, Abated or Adjusted (1991)	
Libraries	5,000.00	Total 6,378,367.23		Balance December 31, 1991	11,050.00
Other Educational Services		EQUALIZED VALUATION BASIS FOR NET DEBT COMPUTATION	186,278,972	CURRENT FINANCES DECEMBER 31, 1991	
STATUTORY EXPENDITURES		REAL PROPERTY VALUATIONS		ASSETS	
Pensions & F. L. C. A.	147,041.07	Code Class # of Parcels % VAL'N		Cash Dec. 31, 1991	793,017.15
Employee Fringe Benefits	125,000.00	1 Vacant Land 80 1.21	2,417,400.00	Taxes Receivable	304,736.36
Other Statutory Expenditures		2 Residential 1150 60.89	122,070,160.00	Tax Title Liens	56,979.01
CETA And Other Public Employment Programs		3 Farm 1 .01	29,930.00	Foreclosed Property	11,050.00
MUNICIPAL FUNCTIONS TOTAL	1,867,576.64	4a Commercial 116 15.72	31,513,570.00	Emergencies & Other Deferred Charges	38,057.98
CAPITAL IMPROVEMENTS *MEMO*		4b Industrial 9 11.82	23,690,900.00	State and Federal Aid Receivable	5,718.00
DEBT SERVICE		4c Apartments 19 10.36	20,768,600.00	Other Receivables	86,178.02
Principal Payments	100,000.00	Total 1375	200,490,560.00	Total	1,295,736.52
Interest Payments	120,600.00	Land Area .94 Sq. Miles		LIABILITIES, RESERVES, AND SURPLUS	
DEFERRED CHARGES	29,338.53	Net Valuation Taxable-Municipal	200,993,619	Cash Liabilities	568,969.75
SCHOOL, COUNTY, SPECIAL DISTRICT TAXES	3,689,891.26	Net Valuation Taxable-County	199,150,103	Reserves for Receivables	480,981.51
RESERVE FOR UNCOLLECTED TAXES	284,834.81	State Equalized Valuation	193,486,561	Surplus Dec. 31, 1991	245,785.26
EXPENDITURES TOTAL	6,092,241.24	State Equalization Ratio	103.39	Total	1,295,736.52

0304

Population 1980 7,170
 Population 1990 7,683
 S & P Rating
 Moody Rating A

General Tax Rate Per \$100.

3.77

State Equalized Tax Rate

2.30

BORDENTOWN TWP. - BURLINGTON CO.

Form of Government
 Township Committee
 Number of Members - 5

PER CAPITA:

Gross Debt 879.03
 Net Debt 652.04
 Debt Service 106.43
 Total Tax Levy 1,373.01
 Municipal Expenditures 588.85

PER CENT:

Gross Debt 1.64
 Net Debt 1.22
 Tax Levy Collected 97.57
 Tax Levy Cancelled, Abated or Adjusted .13

EXPENDITURES		REVENUES-REALIZED		1991 PROPERTY TAX	
GENERAL GOVERNMENT				STATE EQUALIZED TAX RATE	
Governing Body & Public Boards		1991 Property Taxes Collected	10,290,832.97	Local District School Taxes	
Municipal Clerk		1991 Payments in Lieu of Taxes		Regional & Consolidated School Tax	1.28 5,595,515.10
Financial Administration	102,800.00	Delinquent Tax & Lien Collections	226,885.27	School Taxes in Municipal Budget	
Assessment of Taxes	77,800.00	Business Personalty Replacement Taxes	125,572.48	County Taxes	.55 2,385,746.48
Collection of Taxes	37,500.00	Taxes from Public Utilities	547,124.00	County Library Taxes	.63 146,898.25
Planning, Housing & Development	38,871.11	Other Miscellaneous Tax Revenues		Local Municipal Purpose Taxes	.44 1,908,552.00
Human Resources	71,159.00	State Aid Revenues	463,859.95	Veteran & Senior Citizen Taxes	
Elections	3,500.00	Federal Aid Revenues		Total Taxes for Rate Computation	2.30 10,105,186.83
General Administration (other)	434,055.00	State and Local Fiscal Assistance Act Utilized		Special District Taxes	
JUDICIARY		Sole of Acquired Property		Bank Corp. Taxes	
Municipal Courts	127,887.96	Other Miscellaneous Revenues	867,677.89	Added and Omitted Taxes	110,797.53
PUBLIC SAFETY		Total	12,521,952.56	Total Taxes Levied - ABSTRACT	10,548,858.36
Fire Protection		Prior Years Surplus Appropriated	700,000.00	Total Taxes Billed	10,547,006.29
Police Protection	961,833.39	REVENUES TOTAL	13,221,952.56	1991 TAXES COLLECTED	10,290,832.97
Civil Defense & Disaster Control	1,500.00	Reserve For Uncollected Taxes	441,894.74	1991 Taxes Cancelled, Abated or Adjusted	13,718.23
Environmental Inspection & Control		CAPITAL OUTLAY TOTAL	968,284.61	Transfer to Tax Title Liens or Foreclosed	31,282.37
Other Public Safety				Balance Outstanding Dec. 31, 1991	211,172.72
PUBLIC WORKS				PRIOR YEARS TAXES OUTSTANDING	
Streets and Drainage	302,900.00	Public Enterprises		Balance January 1, 1991	249,489.46
Sewers and Sewage Processing		Recreation-Culture	22,052.76	Collected in 1991	186,736.90
Garbage and Trash Disposal	333,600.00	Public Works	643,841.30	Cancelled, Abated or Adjusted 1991	37,616.24
Public Buildings and Grounds	147,500.00	Buildings and Grounds	302,390.55	Transfers to Tax Title Liens or Foreclosed	14,922.30
Other Public Works		Library and Education		Balance December 31, 1991	10,214.02
HEALTH and WELFARE		Conservation		TAX TITLE LIENS OUTSTANDING	
Health Services Except Environmental	3,500.00	All Other		Balance January 1, 1991	53,192.62
Welfare-Public Assistance	13,800.00	CAPITAL DEBT AUTHORIZED, DECEMBER 31, 1991		Transfer From Taxes	49,651.12
Hospital, Clinics, First Aid		ISSUED AND UNISSUED		Redeemed in 1991	40,148.37
Animal, Insect, & Rodent Control		School	1,208,487	Cancelled, Abated or Adjusted (1991)	
Other Welfare Services		Self-Liquidating	245,000	Transfers to Foreclosed Property	2,279.42
RECREATION and CONSERVATION		Other	5,300,100	Balance December 31, 1991	60,415.95
Beaches and Boardwalks		Total	6,753,587	PROPERTY ACQUIRED BY DEED OR FORECLOSURE	
Parks, Playgrounds, Shade Trees	118,000.00	ISSUED AND OUTSTANDING		Balance January 1, 1991	98,330.00
Land Reclamation & Conservation	2,950.58	School	1,208,487.94	Transfers From Taxes or Liens	2,279.42
Other Recreational Services		Self-Liquidating	245,000.00	Sale for Cash (1991)	
EDUCATION (excluding schools)		Other	4,273,300.00	Cancelled, Abated or Adjusted (1991)	
Libraries	5,000.00	Total	5,726,787.94	Balance December 31, 1991	100,609.42
Other Educational Services		EQUALIZED VALUATION BASIS		CURRENT FINANCES DECEMBER 31, 1991	
STATUTORY EXPENDITURES		FOR NET DEBT COMPUTATION	411,913,865	ASSETS	
Pensions & F. L. C. A.	243,333.68	REAL PROPERTY VALUATIONS		Cash Dec. 31, 1991	1,921,143.24
Employee Fringe Benefits	232,000.00	Code Class # of Parcels % VAL'N		Taxes Receivable	221,386.74
Other Statutory Expenditures		1 Vacant Land 325 5.76	15,095,600.00	Tax Title Liens	60,415.95
CETA And Other Public Employment Programs		2 Residential 2185 56.95	149,271,350.00	Foreclosed Property	100,609.42
MUNICIPAL FUNCTIONS TOTAL	3,264,540.72	3 Farm 69 .73	1,904,940.00	Emergencies & Other Deferred Charges	155,000.00
CAPITAL IMPROVEMENTS *MEMO*	100,000.00	4a Commercial 175 26.46	69,361,900.00	State and Federal Aid Receivable	7,870.56
DEBT SERVICE		4b Industrial 17 4.36	11,434,000.00	Other Receivables	151,620.10
Principal Payments	526,000.00	4c Apartments 5 5.75	15,060,000.00	Total	2,618,046.01
Interest Payments	291,714.66	Total 2776	262,127,790.00	LIABILITIES, RESERVES, AND SURPLUS	
DEFERRED CHARGES		Land Area 7.41 Sq. Miles		Cash Liabilities	880,608.86
SCHOOL, COUNTY, SPECIAL DISTRICT TAXES	8,529,508.33	Net Valuation Taxable-Municipal	266,324,986	Reserves for Receivables	534,032.21
RESERVE FOR UNCOLLECTED TAXES	441,894.74	Net Valuation Taxable-County	439,073,428	Surplus Dec. 31, 1991	1,203,404.94
EXPENDITURES TOTAL	13,053,658.95	State Equalized Valuation	433,141,379	Total	2,618,046.01
		State Equalization Ratio	61.11		

1804

Population 1980 9,710
 Population 1990 9,487
 S & P Rating
 Moody Rating A

General Tax Rate Per \$100. 2.39
 State Equalized Tax Rate 2.35

BOUND BROOK BOROUGH - SOMERSET CO.
 Form of Government
 Borough Council
 Number of Members - 6

PER CAPITA: PER CENT:
 Gross Debt 582.79 Gross Debt 1.16
 Net Debt 559.53 Net Debt 1.11
 Debt Service 63.18 Tax Levy Collected 95.41
 Total Tax Levy 1,194.00 Tax Levy Cancelled, Abated
 Municipal Expenditures 606.30 or Adjusted .25

EXPENDITURES		REVENUES-REALIZED		1991 PROPERTY TAX	
GENERAL GOVERNMENT				STATE EQUALIZED TAX RATE	
Governing Body & Public Boards		1991 Property Taxes Collected	10,851,857.22	Local District School Taxes	1.24 5,981,617.50
Municipal Clerk		1991 Payments in Lieu of Taxes		Regional & Consolidated School Tax	
Financial Administration	76,248.00	Delinquent Tax & Lien Collections	334,223.55	School Taxes in Municipal Budget	
Assessment of Taxes	14,550.16	Business Personalty Replacement Taxes	94,516.04	County Taxes	.45 * 2,150,554.67
Collection of Taxes	37,330.50	Taxes from Public Utilities	510,686.00	County Library Taxes	
Planning, Housing & Development	10,550.00	Other Miscellaneous Tax Revenues		Local Municipal Purpose Taxes	.66 3,161,163.82
Human Resources	77,548.04	State Aid Revenues	438,367.00	Veteran & Senior Citizen Taxes	92,550.00
Elections	2,366.23	Federal Aid Revenues		Total Taxes for Rate Computation	2.35 11,385,835.99
General Administration (other)	380,672.60	State and Local Fiscal Assistance Act Utilized		Special District Taxes	
JUDICIARY		Sale of Acquired Property		Bank Corp. Taxes	
Municipal Courts	94,031.58	Other Miscellaneous Revenues	1,102,822.93	Added and Omitted Taxes	34,148.62
PUBLIC SAFETY		Total	13,332,977.74	Total Taxes Levied - ABSTRACT	11,327,484.61
Fire Protection	125,436.00	Prior Years Surplus Appropriated	300,000.00	Total Taxes Billed	11,374,189.55
Police Protection	1,159,082.43	REVENUES TOTAL	13,632,977.74	1991 TAXES COLLECTED	10,851,857.22
Civil Defense & Disaster Control	544.69	Reserve For Uncollected Taxes	473,000.00	1991 Taxes Cancelled, Abated or Adjusted	28,993.10
Environmental Inspection & Control	72,747.00	CAPITAL OUTLAY TOTAL	825,232.99	Transfer to Tax Title Liens or Foreclosed	10,202.91
Other Public Safety				Balance Outstanding Dec. 31, 1991	483,136.32
PUBLIC WORKS				PRIOR YEARS TAXES OUTSTANDING	
Streets and Drainage	374,962.00	Public Enterprises		Balance January 1, 1991	334,814.12
Sewers and Sewage Processing	464,393.67	Recreation-Culture	179,627.51	Collected in 1991	305,438.41
Garbage and Trash Disposal	597,022.50	Public Works	179,412.87	Cancelled, Abated or Adjusted 1991	15,925.01
Public Buildings and Grounds	93,160.28	Buildings and Grounds	439,479.83	Transfers to Tax Title Liens or Foreclosed	2,119.17
Other Public Works	30,000.00	Library and Education	26,712.78	Balance December 31, 1991	11,281.53
HEALTH and WELFARE		Conservation		TAX TITLE LIENS OUTSTANDING	
Health Services Except Environmental	83,345.52	All Other		Balance January 1, 1991	40,856.08
Welfare-Public Assistance	32,729.00	CAPITAL DEBT AUTHORIZED, DECEMBER 31, 1991		Transfer From Taxes	12,578.46
Hospital, Clinics, First Aid		ISSUED AND UNISSUED		Redeemed in 1991	28,740.14
Animal, Insect, & Rodent Control	2,000.00	School	72,000	Cancelled, Abated or Adjusted (1991)	
Other Welfare Services		Self-Liquidating		Transfers to Foreclosed Property	16,315.89
RECREATION and CONSERVATION		Other	5,456,935	Balance December 31, 1991	8,378.52
Beaches and Boardwalks		Total	5,528,935	PROPERTY ACQUIRED BY DEED OR FORECLOSURE	
Parks, Playgrounds, Shade Trees	15,425.00	ISSUED AND OUTSTANDING		Balance January 1, 1991	17,493.12
Land Reclamation & Conservation		School		Transfers From Taxes or Liens	16,315.89
Other Recreational Services	86,528.36	Self-Liquidating		Sale for Cash (1991)	
EDUCATION (excluding schools)		Other	4,014,900.00	Cancelled, Abated or Adjusted (1991)	
Libraries	230,272.00	Total	4,086,900.00	Balance December 31, 1991	33,809.00
Other Educational Services		EQUALIZED VALUATION BASIS		CURRENT FINANCES DECEMBER 31, 1991	
STATUTORY EXPENDITURES		FOR NET DEBT COMPUTATION	478,213,572	ASSETS	
Pensions & F. I. C. A.	336,387.43	REAL PROPERTY VALUATIONS		Cash Dec. 31, 1991	943,705.31
Employee Fringe Benefits	254,266.14	<u>Code</u> <u>Class</u> <u># of Parcels</u> <u>% VAL'N</u>		Taxes Receivable	494,417.85
Other Statutory Expenditures		1 Vacant Land 87 1.16	5,318,800.00	Tax Title Liens	8,378.52
CETA And Other Public Employment Programs		2 Residential 2264 80.91	371,756,700.00	Foreclosed Property	33,809.00
MUNICIPAL FUNCTIONS		3 Farm		Emergencies & Other Deferred Charges	49,390.48
CAPITAL IMPROVEMENTS	50,000.00	4a Commercial 233 12.39	56,929,900.00	State and Federal Aid Receivable	
DEBT SERVICE		4b Industrial 1 .21	943,600.00	Other Receivables	243,245.91
Principal Payments	350,511.38	4c Apartments 28 5.34	24,537,400.00	Total	1,772,947.07
Interest Payments	243,837.50	Total 2613	459,486,400.00	LIABILITIES, RESERVES, AND SURPLUS	
DEFERRED CHARGES	27,473.91	Land Area 1.60 Sq. Miles		Cash Liabilities	861,948.96
SCHOOL, COUNTY, SPECIAL DISTRICT TAXES	8,132,172.17	Net Valuation Taxable-Municipal	474,478,700	Reserves for Receivables	779,851.28
RESERVE FOR UNCOLLECTED TAXES	473,000.00	Net Valuation Taxable-County	502,177,342	Surplus Dec. 31, 1991	131,146.83
EXPENDITURES	13,884,144.09	State Equalized Valuation	491,818,270	Total	1,772,947.07
		State Equalization Ratio	98.44		

1307
Population 1980 4,772
Population 1990 4,475
S & P Rating
Moody Rating BAA1

General Tax Rate Per \$100. 1.94
State Equalized Tax Rate 2.18

BRADLEY BEACH BORO. - MONMOUTH CO.
Form of Government
Commission (1911)
Number of Members - 3

PER CAPITA:
Gross Debt 550.51
Net Debt 517.07
Debt Service 77.65
Total Tax Levy 1,450.00
Municipal Expenditures 1,019.46
PER CENT:
Gross Debt .80
Net Debt .76
Tax Levy Collected 93.13
Tax Levy Cancelled, Abated or Adjusted 1.33

EXPENDITURES		REVENUES-REALIZED		1991 PROPERTY TAX	
GENERAL GOVERNMENT				STATE EQUALIZED TAX RATE	
Governing Body & Public Boards		1991 Property Taxes Collected	6,045,195.13	Local District School Taxes	2,927,209.00
Municipal Clerk	71,855.11	1991 Payments in Lieu of Taxes		Regional & Consolidated School Tax	
Financial Administration	154,650.03	Delinquent Tax & Lien Collections	364,567.24	School Taxes in Municipal Budget	
Assessment of Taxes	14,402.89	Business Personalty Replacement Taxes	37,154.52	County Taxes	1,195,364.99
Collection of Taxes	33,626.56	Taxes from Public Utilities	259,188.00	County Library Taxes	
Planning, Housing & Development	14,922.60	Other Miscellaneous Tax Revenues		Local Municipal Purpose Taxes	2,357,288.92
Human Resources	69,205.94	State Aid Revenues	447,435.83	Veteran & Senior Citizen Taxes	38,550.00
Elections		Federal Aid Revenues		Total Taxes for Rate Computation	6,522,412.91
General Administration (other)	286,208.59	State and Local Fiscal Assistance Act Utilized		Special District Taxes	
JUDICIARY		Sale of Acquired Property		Bank Corp. Taxes	
Municipal Courts	60,318.96	Other Miscellaneous Revenues	592,918.54	Added and Omitted Taxes	4,888.22
PUBLIC SAFETY		Total	7,746,459.26	Total Taxes Levied - ABSTRACT	6,488,751.13
Fire Protection	81,184.88	Prior Years Surplus Appropriated	633,906.75	Total Taxes Billed	6,490,900.53
Police Protection	922,952.78	REVENUES TOTAL	8,380,366.01	1991 TAXES COLLECTED	6,045,195.13
Civil Defense & Disaster Control	612.28	Reserve For Uncollected Taxes	555,820.52	1991 Taxes Cancelled, Abated or Adjusted	86,232.41
Environmental Inspection & Control	91,550.92	CAPITAL OUTLAY TOTAL	252,396.38	Transfer to Tax Title Liens or Foreclosed	13,925.65
Other Public Safety				Balance Outstanding Dec. 31, 1991	345,547.34
PUBLIC WORKS				PRIOR YEARS TAXES OUTSTANDING	
Streets and Drainage		Public Enterprises	100,450.73	Balance January 1, 1991	373,199.49
Sewers and Sewage Processing		Recreation-Culture		Collected in 1991	364,567.24
Garbage and Trash Disposal	361,000.00	Public Works	136,244.76	Cancelled, Abated or Adjusted 1991	3,301.67
Public Buildings and Grounds	37,939.45	Buildings and Grounds	14,728.89	Transfers to Tax Title Liens or Foreclosed	
Other Public Works	626,568.67	Library and Education	972.00	Balance December 31, 1991	5,330.58
HEALTH and WELFARE		Conservation		TAX TITLE LIENS OUTSTANDING	
Health Services Except Environmental	15,388.00	All Other		Balance January 1, 1991	29,545.58
Welfare-Public Assistance		CAPITAL DEBT AUTHORIZED, DECEMBER 31, 1991		Transfer From Taxes	13,925.65
Hospital, Clinics, First Aid		ISSUED AND UNISSUED		Redeemed in 1991	
Animal, Insect, & Rodent Control	2,200.00	School	19,000	Cancelled, Abated or Adjusted (1991)	
Other Welfare Services	11,022.64	Self-Liquidating	113,019	Transfers to Foreclosed Property	
RECREATION and CONSERVATION		Other	2,331,518	Balance December 31, 1991	43,471.23
Beaches and Boardwalks	25,000.00	Total	2,463,537	PROPERTY ACQUIRED BY DEED OR FORECLOSURE	
Parks, Playgrounds, Shade Trees	3,810.33			Balance January 1, 1991	39,555.00
Land Reclamation & Conservation	59,928.00	ISSUED AND OUTSTANDING		Transfers From Taxes or Liens	
Other Recreational Services	43,162.91	School	19,000.00	Sale for Cash (1991)	
EDUCATION (excluding schools)		Self-Liquidating	81,250.00	Cancelled, Abated or Adjusted (1991)	
Libraries	93,520.85	Other	2,012,836.92	Balance December 31, 1991	39,555.00
Other Educational Services		Total	2,113,086.92	CURRENT FINANCES DECEMBER 31, 1991	
STATUTORY EXPENDITURES		EQUALIZED VALUATION BASIS FOR NET DEBT COMPUTATION	306,101,217	ASSETS	
Pensions & F. L. C. A.	240,730.47	REAL PROPERTY VALUATIONS		Cash Dec. 31, 1991	1,839,490.74
Employee Fringe Benefits	316,827.50	Code Class # of Parcels % VAL'N	ASSESSED VALUATION	Taxes Receivable	350,877.92
Other Statutory Expenditures		1 Vacant Land 101 .84	2,795,600.00	Tax Title Liens	43,471.23
CETA And Other Public Employment Programs		2 Residential 1789 81.74	273,422,280.00	Foreclosed Property	39,555.00
MUNICIPAL FUNCTIONS TOTAL	3,633,590.34	3 Farm		Emergencies & Other Deferred Charges	32,820.00
CAPITAL IMPROVEMENTS *MEMO*	5,000.00	4a Commercial 107 7.93	26,522,900.00	State and Federal Aid Receivable	181,539.84
DEBT SERVICE		4b Industrial 6 .26	858,800.00	Other Receivables	95,201.97
Principal Payments	256,000.00	4c Apartments 47 9.24	30,900,100.00	Total	2,582,956.70
Interest Payments	91,462.28	Total 2050	334,500,680.00	LIABILITIES, RESERVES, AND SURPLUS	
DEFERRED CHARGES	20,212.47	Land Area .70 Sq. Miles		Cash Liabilities	1,175,497.77
SCHOOL, COUNTY, SPECIAL DISTRICT TAXES	4,126,573.79	Net Valuation Taxable-Municipal	335,021,296	Reserves for Receivables	529,106.12
RESERVE FOR UNCOLLECTED TAXES	555,820.52	Net Valuation Taxable-County	308,086,996	Surplus Dec. 31, 1991	878,352.81
EXPENDITURES TOTAL	8,688,659.60	State Equalized Valuation	297,907,423	Total	2,582,956.70
		State Equalization Ratio	112.48		

1805
Population 1980 7,846
Population 1990 10,888
S & P Rating
Moody Rating A1

General Tax Rate Per \$100. 1.74
State Equalized Tax Rate 1.84

BRANCHBURG TOWNSHIP - SOMERSET CO.
Form of Government
Township Committee
Number of Members - 5

PER CAPITA:
Gross Debt 395.07
Net Debt 359.23
Debt Service 28.58
Total Tax Levy 1,942.25
Municipal Expenditures 823.25
PER CENT:
Gross Debt .40
Net Debt .36
Tax Levy Collected 96.06
Tax Levy Cancelled, Abated or Adjusted

EXPENDITURES		REVENUES-REALIZED		1991 PROPERTY TAX	
GENERAL GOVERNMENT				STATE EQUALIZED TAX RATE 1.12	
Governing Body & Public Boards		1991 Property Taxes Collected	20,346,292.15	Local District School Taxes	12,378,793.30
Municipal Clerk		1991 Payments in Lieu of Taxes		Regional & Consolidated School Tax	
Financial Administration	133,535.00	Delinquent Tax & Lien Collections	928,511.89	School Taxes in Municipal Budget	
Assessment of Taxes	104,771.00	Business Personalty Replacement Taxes	105,477.56	County Taxes	* 5,025,878.94
Collection of Taxes	46,840.00	Taxes from Public Utilities	2,022,891.00	County Library Taxes	323,355.78
Planning, Housing & Development	1,462,663.00	Other Miscellaneous Tax Revenues	442,206.67	Local Municipal Purpose Taxes	2,504,000.00
Human Resources	83,530.00	State Aid Revenues		Veteran & Senior Citizen Taxes	46,450.00
Elections	3,470.00	Federal Aid Revenues		Total Taxes for Rate Computation	1.84 20,278,478.02
General Administration (other)	1,168,186.00	State and Local Fiscal Assistance Act Utilized		Special District Taxes	
JUDICIARY		Sale of Acquired Property		Bank Corp. Taxes	
Municipal Courts	91,119.00	Other Miscellaneous Revenues	2,492,611.00	Added and Omitted Taxes	915,186.67
PUBLIC SAFETY		Total	26,337,990.27	Total Taxes Levied - ABSTRACT	21,147,214.69
Fire Protection	233,452.00	Prior Years Surplus Appropriated	882,924.00	Total Taxes Billed	21,180,867.46
Police Protection	983,693.24	REVENUES TOTAL	27,220,914.27	1991 TAXES COLLECTED	20,346,292.15
Civil Defense & Disaster Control	56,200.00	Reserve For Uncollected Taxes	1,258,000.00	1991 Taxes Cancelled, Abated or Adjusted	
Environmental Inspection & Control	173,533.00	CAPITAL OUTLAY TOTAL	94,084.91	Transfer to Tax Title Liens or Foreclosed	18,771.74
Other Public Safety				Balance Outstanding Dec 31, 1991	815,803.57
PUBLIC WORKS				PRIOR YEARS TAXES OUTSTANDING	
Streets and Drainage	1,242,286.00	Public Enterprises	607.43	Balance January 1, 1991	1,010,356.97
Sewers and Sewage Processing		Recreation-Culture		Collected in 1991	758,486.93
Garbage and Trash Disposal		Public Works	58,644.37	Cancelled, Abated or Adjusted 1991	1,914.48
Public Buildings and Grounds	220,200.00	Buildings and Grounds	34,833.11	Transfers to Tax Title Liens or Foreclosed	149,402.39
Other Public Works	205,156.48	Library and Education		Balance December 31, 1991	100,553.17
HEALTH and WELFARE		Conservation		TAX TITLE LIENS OUTSTANDING	
Health Services Except Environmental	124,085.00	All Other		Balance January 1, 1991	18,510.05
Welfare-Public Assistance	15,175.00	CAPITAL DEBT AUTHORIZED, DECEMBER 31, 1991		Transfer From Taxes	168,174.13
Hospital, Clinics, First Aid	500.00	ISSUED AND UNISSUED		Redeemed in 1991	170,024.96
Animal, Insect, & Rodent Control	4,000.00	School	362,000	Cancelled, Abated or Adjusted (1991)	16,659.22
Other Welfare Services		Self-Liquidating	8,000	Transfers to Foreclosed Property	
RECREATION and CONSERVATION		Other	3,931,500	Balance December 31, 1991	
Beaches and Boardwalks		Total	4,301,500	PROPERTY ACQUIRED BY DEED OR FORECLOSURE	
Parks, Playgrounds, Shade Trees	20,000.00	ISSUED AND OUTSTANDING		Balance January 1, 1991	
Land Reclamation & Conservation	44,427.00	School	362,000.00	Transfers From Taxes or Liens	
Other Recreational Services	115,675.00	Self-Liquidating	8,000.00	Sale for Cash (1991)	
EDUCATION (excluding schools)		Other	3,799,000.00	Cancelled, Abated or Adjusted (1991)	
Libraries		Total	4,169,000.00	Balance December 31, 1991	
Other Educational Services	2,300.00	EQUALIZED VALUATION BASIS		CURRENT FINANCES DECEMBER 31, 1991	
STATUTORY EXPENDITURES		FOR NET DEBT COMPUTATION	1,079,807,329	ASSETS	
Pensions & F. I. C. A.	365,098.00	REAL PROPERTY VALUATIONS		Cash Dec. 31, 1991	5,421,630.39
Employee Fringe Benefits	383,367.00	Code Class # of Parcels % VAL'N		Taxes Receivable	916,356.74
Other Statutory Expenditures		1 Vacant Land 634 5.64	65,346,700.00	Tax Title Liens	
CETA And Other Public Employment Programs		2 Residential 3483 68.45	792,817,500.00	Foreclosed Property	
MUNICIPAL FUNCTIONS TOTAL	7,288,361.72	3 Farm 247 2.29	26,516,600.00	Emergencies & Other Deferred Charges	30,000.00
CAPITAL IMPROVEMENTS *MEMO*	48,000.00	4a Commercial 105 4.99	57,810,300.00	State and Federal Aid Receivable	5,460.08
DEBT SERVICE		4b Industrial 130 18.63	215,829,400.00	Other Receivables	29,628.81
Principal Payments	50,000.00	4c Apartments		Total	6,403,076.02
Interest Payments	251,220.61	Total	4599	LIABILITIES, RESERVES, AND SURPLUS	
DEFERRED CHARGES	106,000.00	Land Area 20.35 Sq. Miles		Cash Liabilities	2,870,813.60
SCHOOL, COUNTY, SPECIAL DISTRICT TAXES	17,723,029.02	Net Valuation Taxable-Municipal	1,164,689,698	Reserves for Receivables	945,985.55
RESERVE FOR UNCOLLECTED TAXES	1,253,000.00	Net Valuation Taxable-County	1,169,857,740	Surplus Dec. 31, 1991	2,586,276.87
EXPENDITURES TOTAL	26,691,610.35	State Equalized Valuation	1,100,776,322	Total	6,403,076.02
		State Equalization Ratio	105.84		

1903

Population 1980 870
Population 1990 851
S & P Rating
Moody Rating

General Tax Rate Per \$100.

2.27

State Equalized Tax Rate

1.34

BRANCHVILLE BOROUGH - SUSSEX CO.
Form of Government
Borough Council
Number of Members - 6

PER CAPITA:

Gross Debt 1,479.47
Net Debt 354.88
Debt Service
Total Tax Levy 1,227.21
Municipal Expenditures 1,167.68

PER CENT:

Gross Debt 1.66
Net Debt .40
Tax Levy Collected 95.38
Tax Levy Cancelled, Abated or Adjusted .98

EXPENDITURES		REVENUES-REALIZED		1991 PROPERTY TAX	
GENERAL GOVERNMENT				STATE EQUALIZED TAX RATE	
Governing Body & Public Boards		1991 Property Taxes Collected	978,641.14	Local District School Taxes	.47 351,856.00
Municipal Clerk		1991 Payments in Lieu of Taxes		Regional & Consolidated School Tax	.37 281,707.42
Financial Administration	27,000.00	Delinquent Tax & Lien Collections	25,962.65	School Taxes in Municipal Budget	
Assessment of Taxes	42,992.00	Business Personalty Replacement Taxes	32,684.48	County Taxes	.49 * 367,961.09
Collection of Taxes	21,030.00	Taxes from Public Utilities	26,443.00	County Library Taxes	.04 26,699.17
Planning, Housing & Development	11,380.00	Other Miscellaneous Tax Revenues	587,323.58	Local Municipal Purpose Taxes	
Human Resources		State Aid Revenues	61,996.04	Veteran & Senior Citizen Taxes	
Elections		Federal Aid Revenues		Total Taxes for Rate Computation	1.37 1,038,423.68
General Administration (other)	107,898.43	State and Local Fiscal Assistance Act Utilized		Special District Taxes	
JUDICIARY		Sale of Acquired Property		Bank Corp. Taxes	
Municipal Courts	15,100.00	Other Miscellaneous Revenues	145,038.85	Added and Omitted Taxes	16,134.36
PUBLIC SAFETY		Total	1,858,089.74	Total Taxes Levied - ABSTRACT	1,044,358.04
Fire Protection	97,676.00	Prior Years Surplus Appropriated	499,126.00	Total Taxes Billed	1,026,065.09
Police Protection	13,000.00	REVENUES TOTAL	2,357,215.74	1991 TAXES COLLECTED	978,641.14
Civil Defense & Disaster Control	3,090.00	Reserve For Uncollected Taxes	59,849.00	1991 Taxes Cancelled, Abated or Adjusted	10,046.39
Environmental Inspection & Control	14,000.00	CAPITAL OUTLAY TOTAL	578,252.96	Transfer to Tax Title Liens or Foreclosed	
Other Public Safety				Balance Outstanding Dec. 31, 1991	37,377.56
PUBLIC WORKS				PRIOR YEARS TAXES OUTSTANDING	
Streets and Drainage	182,051.57	Public Enterprises	163,597.45	Balance January 1, 1991	25,962.65
Sewers and Sewage Processing	50,000.00	Recreation-Culture		Collected in 1991	25,962.65
Garbage and Trash Disposal	90,000.00	Public Works	398,696.53	Cancelled, Abated or Adjusted 1991	
Public Buildings and Grounds	24,000.00	Buildings and Grounds	15,958.98	Transfers to Tax Title Liens or Foreclosed	
Other Public Works	3,000.00	Library and Education		Balance December 31, 1991	
HEALTH and WELFARE		Conservation		TAX TITLE LIENS OUTSTANDING	
Health Services Except Environmental	6,690.00	All Other		Balance January 1, 1991	
Welfare-Public Assistance	1,620.00	CAPITAL DEBT AUTHORIZED, DECEMBER 31, 1991		Transfer From Taxes	
Hospital, Clinics, First Aid		ISSUED AND UNISSUED GROSS DEBT NET DEBT		Redeemed in 1991	
Animal, Insect, & Rodent Control	1,600.00	School 567,025		Cancelled, Abated or Adjusted (1991)	
Other Welfare Services		Self-Liquidating 390,000		Transfers to Foreclosed Property	
RECREATION and CONSERVATION		Other 302,000	302,000	Balance December 31, 1991	
Beaches and Boardwalks		Total 1,259,025	302,000	PROPERTY ACQUIRED BY DEED OR	
Parks, Playgrounds, Shade Trees				FORECLOSURE	
Land Reclamation & Conservation	5,000.00	ISSUED AND OUTSTANDING		Balance January 1, 1991	
Other Recreational Services	26,750.00	School	567,025.02	Transfers From Taxes or Liens	
EDUCATION (excluding schools)		Self-Liquidating		Sale for Cash (1991)	
Libraries		Other		Cancelled, Abated or Adjusted (1991)	
Other Educational Services	60,000.00	Total	567,025.02	Balance December 31, 1991	
STATUTORY EXPENDITURES		EQUALIZED VALUATION BASIS		CURRENT FINANCES DECEMBER 31, 1991	
Pensions & F. L. C. A.	21,000.00	FOR NET DEBT COMPUTATION	75,846,997	ASSETS	
Employee Fringe Benefits		REAL PROPERTY VALUATIONS		Cash Dec. 31, 1991	1,054,014.65
Other Statutory Expenditures	1,500.00	Code Class # of Parcels % VALN		Taxes Receivable	37,377.56
CETA And Other Public Employment Programs		1 Vacant Land 50 .98	432,300.00	Tax Title Liens	
MUNICIPAL FINANCES TOTAL	826,348.00	2 Residential 273 38.74	17,056,350.00	Foreclosed Property	
CAPITAL IMPROVEMENTS *MEMO*	100,000.00	3 Farm		Emergencies & Other Deferred Charges	30,992.00
DEBT SERVICE		4a Commercial 52 59.17	26,050,350.00	State and Federal Aid Receivable	
Principal Payments		4b Industrial		Other Receivables	11,902.48
Interest Payments		4c Apartments 4 1.11	437,800.00	Total	1,134,286.69
		Total 379	44,025,800.00	LIABILITIES, RESERVES, AND SURPLUS	
DEFERRED CHARGES	107,500.34	Land Area .56 Sq. Miles		Cash Liabilities	88,479.59
SCHOOL, COUNTY, SPECIAL DISTRICT TAXES	1,023,223.68	Net Valuation Taxable-Municipal	44,549,207	Reserves for Receivables	49,280.04
RESERVE FOR UNCOLLECTED TAXES	59,849.00	Net Valuation Taxable-County	101,218,979	Surplus Dec. 31, 1991	996,527.06
EXPENDITURES TOTAL	2,021,921.02	State Equalized Valuation	75,245,421	Total	1,134,286.69
		State Equalization Ratio	58.92		

1506

Population 1980 53,629
 Population 1990 66,473
 S & P Rating A
 Moody Rating AAA

General Tax Rate Per \$100.

3.95

State Equalized Tax Rate

1.58

BRICK TOWNSHIP - OCEAN COUNTY
 Form of Government
 Mayor-Council Plan B (OMCL 50)
 Number of Members - 7

PER CAPITA:

Gross Debt 700.54
 Net Debt 464.99
 Debt Service 66.98
 Total Tax Levy 1,104.91
 Municipal Expenditures 496.49

PER CENT:

Gross Debt 1.01
 Net Debt .67
 Tax Levy Collected 95.39
 Tax Levy Cancelled, Abated or Adjusted .36

EXPENDITURES		REVENUES-REALIZED		1991 PROPERTY TAX	
GENERAL GOVERNMENT				STATE EQUALIZED TAX RATE →	
Governing Body & Public Boards	126,549.00	1991 Property Taxes Collected	70,108,180.27	Local District School Taxes .83	37,270,057.80
Municipal Clerk	195,530.00	1991 Payments in Lieu of Taxes		Regional & Consolidated School Tax	
Financial Administration	426,770.00	Delinquent Tax & Lien Collections	2,923,517.29	School Taxes in Municipal Budget	
Assessment of Taxes	327,341.00	Business Personalty Replacement Taxes	199,357.00	County Taxes .38 *	17,145,609.45
Collection of Taxes	275,479.00	Taxes from Public Utilities	3,261,783.00	County Library Taxes .03	1,356,269.59
Planning, Housing & Development	90,106.00	Other Miscellaneous Tax Revenues		Local Municipal Purpose Taxes .34	15,155,525.00
Human Resources	309,425.00	State Aid Revenues	2,491,970.23	Veteran & Senior Citizen Taxes	728,300.00
Elections	10,300.00	Federal Aid Revenues		Total Taxes for Rate Computation 1.58	71,663,761.84
General Administration (other)	1,580,891.00	State and Local Fiscal Assistance Act Utilized		Special District Taxes	1,867,200.00
JUDICIARY		Sale of Acquired Property		Bank Corp. Taxes	
Municipal Courts	304,582.44	Other Miscellaneous Revenues	3,264,404.25	Added and Omitted Taxes	644,205.52
PUBLIC SAFETY		Total	82,249,212.04	Total Taxes Levied - ABSTRACT	73,446,867.36
Fire Protection	35,858.00	Prior Years Surplus Appropriated	6,325,000.00	Total Taxes Billed	73,497,307.31
Police Protection	5,766,782.79	REVENUES TOTAL	88,574,212.04	1991 TAXES COLLECTED	70,108,180.27
Civil Defense & Disaster Control	2,050.00	Reserve For Uncollected Taxes	4,503,900.00	1991 Taxes Cancelled, Abated or Adjusted	268,086.70
Environmental Inspection & Control	338,039.00	CAPITAL OUTLAY TOTAL	1,789,638.28	Transfer to Tax Title Liens or Foreclosed	469,629.30
Other Public Safety				Balance Outstanding Dec. 31, 1991	2,651,411.04
PUBLIC WORKS				PRIOR YEARS TAXES OUTSTANDING	
Streets and Drainage	1,457,687.00	Public Enterprises		Balance January 1, 1991	3,065,205.07
Sewers and Sewage Processing		Recreation—Culture	287,854.44	Collected in 1991	2,371,629.46
Garbage and Trash Disposal	6,786,027.00	Public Works	901,054.92	Cancelled, Abated or Adjusted 1991	309,624.65
Public Buildings and Grounds	629,560.00	Buildings and Grounds	249,261.02	Transfers to Tax Title Liens or Foreclosed	180,409.62
Other Public Works	131,415.00	Library and Education		Balance December 31, 1991	203,541.34
HEALTH and WELFARE		Conservation	351,468.00	TAX TITLE LIENS OUTSTANDING	
Health Services Except Environmental		All Other		Balance January 1, 1991	1,103,672.95
Welfare—Public Assistance	81,350.00	CAPITAL DEBT AUTHORIZED, DECEMBER 31, 1991		Transfer From Taxes	675,271.84
Hospital, Clinics, First Aid		ISSUED AND UNISSUED		Redeemed in 1991	551,887.83
Animal, Insect, & Rodent Control	40,000.00	School 7,085,000		Cancelled, Abated or Adjusted (1991)	
Other Welfare Services		Self-Liquidating 110,000		Transfers to Foreclosed Property	
RECREATION and CONSERVATION		Other 39,371,695	30,909,228	Balance December 31, 1991	1,227,056.96
Beaches and Boardwalks	387,188.00	Total 46,566,695	30,909,228	PROPERTY ACQUIRED BY DEED OR FORECLOSURE	
Parks, Playgrounds, Shade Trees	1,000.00	ISSUED AND OUTSTANDING		Balance January 1, 1991	507,750.00
Land Reclamation & Conservation	1,275.00	School 7,085,000.00		Transfers From Taxes or Liens	
Other Recreational Services		Self-Liquidating 110,000.00		Sale for Cash (1991)	
EDUCATION (excluding schools)		Other 38,411,245.84	45,606,245.84	Cancelled, Abated or Adjusted (1991)	
Libraries		Total		Balance December 31, 1991	507,750.00
Other Educational Services	2,500.00	EQUALIZED VALUATION BASIS		CURRENT FINANCES DECEMBER 31, 1991	
STATUTORY EXPENDITURES		FOR NET DEBT COMPUTATION	4,597,096,823	ASSETS	
Pensions & F. I. C. A.	2,143,608.00	REAL PROPERTY VALUATIONS		Cash Dec. 31, 1991	6,191,652.60
Employee Fringe Benefits	2,023,435.00	Code Class # of Parcels % VAL'N		Taxes Receivable	2,854,952.38
Other Statutory Expenditures	25,000.00	1 Vacant Land 3919 3.65	65,235,300.00	Tax Title Liens	1,227,056.96
CETA And Other Public Employment Programs		2 Residential 26501 85.45	1,526,452,150.00	Foreclosed Property	507,750.00
MUNICIPAL FUNCTIONS TOTAL	23,499,748.23	3 Farm 6 .04	692,900.00	Emergencies & Other Deferred Charges	1,200,000.00
CAPITAL IMPROVEMENTS *MEMO*	100,000.00	4a Commercial 638 9.37	167,303,300.00	State and Federal Aid Receivable	28,034.60
DEBT SERVICE		4b Industrial 17 .22	4,010,800.00	Other Receivables	233,719.31
Principal Payments	1,881,036.23	4c Apartments 12 1.27	22,613,550.00	Total	12,243,165.85
Interest Payments	2,571,347.21	Total 31093	1,786,309,000.00	LIABILITIES, RESERVES, AND SURPLUS	
DEFERRED CHARGES	546,929.83	Land Area 26.40 Sq. Miles		Cash Liabilities	2,181,014.77
SCHOOL, COUNTY, SPECIAL DISTRICT TAXES	57,643,136.34	Net Valuation Taxable-Municipal	1,796,152,308	Reserves for Receivables	6,023,478.65
RESERVE FOR UNCOLLECTED TAXES	4,503,900.00	Net Valuation Taxable-County	4,677,575,053	Surplus Dec. 31, 1991	4,038,672.43
EXPENDITURES TOTAL	90,646,098.34	State Equalized Valuation	4,468,925,686	Total	12,243,165.85
		State Equalization Ratio	40.06		

0601
Population 1980 18,795
Population 1990 18,942
S & P Rating
Moody Rating AAA

General Tax Rate Per \$100. 6.06
State Equalized Tax Rate 3.02

BRIDGETON CITY - CUMBERLAND COUNTY
Form of Government
Mayor-Council Plan A (OMCL 50)
Number of Members - 5

PER CAPITA:
Gross Debt 595.27
Net Debt 455.39
Debt Service 34.81
Total Tax Levy 532.30
Municipal Expenditures 620.37
PER CENT:
Gross Debt 3.70
Net Debt 2.83
Tax Levy Collected 80.97
Tax Levy Cancelled, Abated or Adjusted

EXPENDITURES		REVENUES-REALIZED		1991 PROPERTY TAX	
GENERAL GOVERNMENT				STATE EQUALIZED TAX RATE →	
Governing Body & Public Boards	91,414.41	1991 Property Taxes Collected	4,231,596.93	Local District School Taxes	1.09 3,647,019.00
Municipal Clerk	66,861.00	1991 Payments in Lieu of Taxes		Regional & Consolidated School Tax	
Financial Administration	143,482.79	Delinquent Tax & Lien Collections	900,000.00	School Taxes in Municipal Budget	
Assessment of Taxes	71,582.00	Business Personalty Replacement Taxes	579,480.76	County Taxes	.95 * 3,175,726.51
Collection of Taxes	129,123.00	Taxes from Public Utilities	818,209.00	County Library Taxes	
Planning, Housing & Development	171,429.00	Other Miscellaneous Tax Revenues		Local Municipal Purpose Taxes	.98 3,260,000.00
Human Resources	1,101,336.00	State Aid Revenues	4,741,906.77	Veteran & Senior Citizen Taxes	185,800.00
Elections	7,900.00	Federal Aid Revenues		Total Taxes for Rate Computation	3.02 10,272,545.51
General Administration (other)	1,975,540.58	State and Local Fiscal Assistance Act Utilized		Special District Taxes	
JUDICIARY		Sale of Acquired Property		Bank Corp. Taxes	
Municipal Courts	190,139.87	Other Miscellaneous Revenues	945,837.18	Added and Omitted Taxes	
PUBLIC SAFETY		Total	12,217,030.64	Total Taxes Levied - ABSTRACT	10,082,745.51
Fire Protection	566,091.00	Prior Years Surplus Appropriated	807,000.00	Total Taxes Billed	5,226,222.47
Police Protection	2,052,109.90	REVENUES TOTAL	13,024,030.64	1991 TAXES COLLECTED	4,231,596.93
Civil Defense & Disaster Control	4,500.00	Reserve For Uncollected Taxes	1,454,014.13	1991 Taxes Cancelled, Abated or Adjusted	3.89
Environmental Inspection & Control	183,276.00	TOTAL	67,678.15	Transfer to Tax Title Liens or Foreclosed	20.58
Other Public Safety				Balance Outstanding Dec. 31, 1991	994,601.07
PUBLIC WORKS				PRIOR YEARS TAXES OUTSTANDING	
Streets and Drainage	971,383.00	Public Enterprises		Balance January 1, 1991	1,066,048.58
Sewers and Sewage Processing		Recreation-Culture	9.34	Collected in 1991	283,325.88
Garbage and Trash Disposal	127,255.00	Public Works	9,331.99	Cancelled, Abated or Adjusted 1991	314.10
Public Buildings and Grounds	280,269.00	Buildings and Grounds	59,336.82	Transfers to Tax Title Liens or Foreclosed	
Other Public Works		Library and Education		Balance December 31, 1991	782,408.60
HEALTH and WELFARE		Conservation		TAX TITLE LIENS OUTSTANDING	
Health Services Except Environmental	394,272.00	All Other		Balance January 1, 1991	983,542.58
Welfare-Public Assistance	9,500.00	CAPITAL DEBT AUTHORIZED, DECEMBER 31, 1991		Transfer From Taxes	
Hospital, Clinics, First Aid	44,192.00	ISSUED AND UNISSUED		Redeemed in 1991	91,093.05
Animal, Insect, & Rodent Control		School	2,483,000	Cancelled, Abated or Adjusted (1991)	
Other Welfare Services	48,314.00	Self-Liquidating	181,000	Transfers to Foreclosed Property	37,004.61
RECREATION and CONSERVATION		Other	8,611,661	Balance December 31, 1991	855,444.92
Beaches and Boardwalks		Total	11,275,661	PROPERTY ACQUIRED BY DEED OR FORECLOSURE	
Parks, Playgrounds, Shade Trees	4,300.00	ISSUED AND OUTSTANDING		Balance January 1, 1991	1,902,545.39
Land Reclamation & Conservation		School	2,483,000.00	Transfers From Taxes or Liens	37,004.61
Other Recreational Services	335,296.00	Self-Liquidating	181,000.00	Sale for Cash (1991)	
EDUCATION (excluding schools)		Other	4,964,782.00	Cancelled, Abated or Adjusted (1991)	
Libraries	171,316.00	Total	7,628,782.00	Balance December 31, 1991	1,939,550.00
Other Educational Services	3,400.00	EQUALIZED VALUATION BASIS		CURRENT FINANCES DECEMBER 31, 1991	
STATUTORY EXPENDITURES		FOR NET DEBT COMPUTATION	304,541,470	ASSETS	
Pensions & F. I. C. A.	419,459.17	REAL PROPERTY VALUATIONS		Cash Dec. 31, 1991	973,180.55
Employee Fringe Benefits		Code Class # of Parcels % VAL'N		Taxes Receivable	1,777,009.67
Other Statutory Expenditures		1 Vacant Land 895 1.74	2,818,700.00	Tax Title Liens	855,444.92
CETA And Other Public Employment Programs		2 Residential 4556 65.06	105,592,200.00	Foreclosed Property	1,939,550.00
MUNICIPAL FUNCTIONS TOTAL	9,574,401.72	3 Farm 12 .13	203,600.00	Emergencies & Other Deferred Charges	311,400.00
CAPITAL IMPROVEMENTS *MEMO*		4a Commercial 491 16.37	27,371,750.00	State and Federal Aid Receivable	4,106,051.15
DEBT SERVICE		4b Industrial 53 12.26	19,889,660.00	Other Receivables	2,050,641.14
Principal Payments	203,045.00	4c Apartments 37 3.95	6,414,600.00	Total	12,013,277.43
Interest Payments	451,235.55	Total	162,290,510.00	LIABILITIES, RESERVES, AND SURPLUS	
DEFERRED CHARGES	63,303.60	Land Area 6.50 Sq. Miles		Cash Liabilities	3,838,985.42
SCHOOL, COUNTY, SPECIAL DISTRICT TAXES	6,822,745.51	Net Valuation Taxable-Municipal	166,509,947	Reserves for Receivables	6,622,645.73
RESERVE FOR UNCOLLECTED TAXES	1,454,014.13	Net Valuation Taxable-County	331,331,948	Surplus Dec. 31, 1991	1,551,646.28
EXPENDITURES TOTAL	19,573,745.51	State Equalized Valuation	329,907,797	Total	12,013,277.43
		State Equalization Ratio	49.33		

1806

Population 1980 29,175
 Population 1990 32,509
 S & P Rating AA
 Moody Rating

General Tax Rate Per \$100.

2.42

State Equalized Tax Rate

1.67

BRIDGEWATER TOWNSHIP - SOMERSET CO.
 Form of Government
 Mayor-Council Plan E (OMCL 50)
 Number of Members - 5

PER CAPITA:

Gross Debt 1,631.26
 Net Debt 753.07
 Debt Service 45.98
 Total Tax Levy 1,806.41
 Municipal Expenditures 521.92

PER CENT:

Gross Debt 1.55
 Net Debt .72
 Tax Levy Collected 96.56
 Tax Levy Cancelled, Abated or Adjusted .27

EXPENDITURES		REVENUES-REALIZED		1991 PROPERTY TAX	
GENERAL GOVERNMENT				STATE EQUALIZED TAX RATE	
Governing Body & Public Boards	202,444.00	1991 Property Taxes Collected	56,857,203.27	Local District School Taxes	
Municipal Clerk	131,260.00	1991 Payments in Lieu of Taxes		Regional & Consolidated School Tax	1.08 37,229,747.73
Financial Administration	233,739.00	Delinquent Tax & Lien Collections	1,883,668.34	School Taxes in Municipal Budget	
Assessment of Taxes	97,523.00	Business Personalty Replacement Taxes	2,083,809.38	County Taxes	.46 * 15,823,399.68
Collection of Taxes	134,641.00	Taxes from Public Utilities	4,105,924.00	County Library Taxes	.03 1,017,673.94
Planning, Housing & Development	155,986.00	Other Miscellaneous Tax Revenues		Local Municipal Purpose Taxes	.09 3,116,441.14
Human Resources	126,976.00	State Aid Revenues	1,245,784.53	Veteran & Senior Citizen Taxes	
Elections	10,700.00	Federal Aid Revenues		Total Taxes for Rate Computation	1.66 57,409,712.49
General Administration (other)	1,933,062.00	State and Local Fiscal Assistance Act Utilized		Special District Taxes	1,047,123.50
JUDICIARY		Sale of Acquired Property		Bank Corp. Taxes	
Municipal Courts	334,490.00	Other Miscellaneous Revenues	5,629,098.04	Added and Omitted Taxes	496,227.09
PUBLIC SAFETY		Total	71,805,487.66	Total Taxes Levied - ABSTRACT	58,724,613.08
Fire Protection	588,606.00	Prior Years Surplus Appropriated	3,019,529.00	Total Taxes Billed	58,885,131.13
Police Protection	3,079,280.37	REVENUES TOTAL	74,825,015.66	1991 TAXES COLLECTED	56,857,203.27
Civil Defense & Disaster Control	6,000.00	Reserve For Uncollected Taxes	2,381,803.09	1991 Taxes Cancelled, Abated or Adjusted	158,127.24
Environmental Inspection & Control	227,945.00	CAPITAL OUTLAY TOTAL	3,054,642.27	Transfer to Tax Title Liens or Foreclosed	272,999.34
Other Public Safety				Balance Outstanding Dec. 31, 1991	1,596,335.28
PUBLIC WORKS				PRIOR YEARS TAXES OUTSTANDING	
Streets and Drainage	1,783,662.00	Public Enterprises	80,294.70	Balance January 1, 1991	1,785,986.96
Sewers and Sewage Processing		Recreation-Culture	118,977.46	Collected in 1991	1,657,003.06
Garbage and Trash Disposal	150,000.00	Public Works	2,340,152.76	Cancelled, Abated or Adjusted 1991	3,475.32
Public Buildings and Grounds	248,228.00	Buildings and Grounds	515,217.35	Transfers to Tax Title Liens or Foreclosed	122,127.62
Other Public Works	142,841.63	Library and Education		Balance December 31, 1991	7,380.96
HEALTH and WELFARE		Conservation		TAX TITLE LIENS OUTSTANDING	
Health Services Except Environmental	135,357.00	All Other		Balance January 1, 1991	595,564.08
Welfare-Public Assistance	82,253.00	CAPITAL DEBT AUTHORIZED, DECEMBER 31, 1991		Transfer From Taxes	415,232.98
Hospital, Clinics, First Aid		ISSUED AND UNISSUED		Redeemed in 1991	226,665.78
Animal, Insect, & Rodent Control	65,000.00	School	20,406,628	Cancelled, Abated or Adjusted (1991)	
Other Welfare Services	3,000.00	School Self-Liquidating	8,575,500	Transfers to Foreclosed Property	
RECREATION and CONSERVATION		Other	24,048,434	Balance December 31, 1991	784,131.28
Beaches and Boardwalks		Total	53,030,562	PROPERTY ACQUIRED BY DEED OR FORECLOSURE	
Parks, Playgrounds, Shade Trees	259,569.00	ISSUED AND OUTSTANDING		Balance January 1, 1991	178,151.00
Land Reclamation & Conservation	152,470.00	School	8,720,781.57	Transfers From Taxes or Liens	
Other Recreational Services	344,323.00	Self-Liquidating	6,150,000.00	Sale for Cash (1991)	
EDUCATION (excluding schools)		Other	15,772,000.00	Cancelled, Abated or Adjusted (1991)	
Libraries	148,614.00	Total	30,642,781.57	Balance December 31, 1991	178,151.00
Other Educational Services		EQUALIZED VALUATION BASIS		CURRENT FINANCES DECEMBER 31, 1991	
STATUTORY EXPENDITURES		FOR NET DEBT COMPUTATION	3,410,870,408	ASSETS	
Pensions & F. L. C. A.	1,222,000.00	REAL PROPERTY VALUATIONS		Cash Dec. 31, 1991	10,582,686.92
Employee Fringe Benefits	1,090,394.00	Code Class # of Parcels % VAL'N	ASSESSED VALUATION	Taxes Receivable	1,603,716.24
Other Statutory Expenditures		1 Vacant Land 1377 3.96	93,509,011.00	Tax Title Liens	784,131.28
CETA And Other Public Employment Programs		2 Residential 11048 63.11	1,490,323,141.00	Foreclosed Property	178,151.00
MUNICIPAL FUNCTIONS TOTAL	13,090,434.00	3 Farm 86 .26	6,153,139.00	Emergencies & Other Deferred Charges	
CAPITAL IMPROVEMENTS *MEMO*	615,000.00	4a Commercial 304 20.63	487,220,197.00	State and Federal Aid Receivable	40,737.09
DEBT SERVICE		4b Industrial 56 11.37	263,472,700.00	Other Receivables	74,659.48
Principal Payments	850,000.00	4c Apartments 56 .66	15,644,200.00	Total	13,269,082.01
Interest Payments	544,714.00	Total 12927	2,361,322,388.00	LIABILITIES, RESERVES, AND SURPLUS	
DEFERRED CHARGES		Land Area 32.30 Sq. Miles		Cash Liabilities	3,333,519.76
SCHOOL, COUNTY, SPECIAL DISTRICT TAXES	55,117,944.85	Net Valuation Taxable-Municipal	2,368,993,759	Reserves for Receivables	2,645,658.00
RESERVE FOR UNCOLLECTED TAXES	2,381,808.09	Net Valuation Taxable-County	3,692,992,326	Surplus Dec. 31, 1991	7,239,904.25
EXPENDITURES TOTAL	72,084,900.94	State Equalized Valuation	3,430,874,962	Total	13,269,082.01
		State Equalization Ratio	68.98		

1308

Population 1980 4,068
 Population 1990 4,406
 S & P Rating
 Moody Rating

General Tax Rate Per \$100.

State Equalized Tax Rate

1.34

1.51

BRIELLE BOROUGH - MONMOUTH COUNTY
 Form of Government
 Borough Council
 Number of Members - 6

PER CAPITA:

Gross Debt 843.33
 Net Debt 775.99
 Debt Service 65.82
 Total Tax Levy 1,819.07
 Municipal Expenditures 902.46

PER CENT:

Gross Debt .68
 Net Debt .63
 Tax Levy Collected 95.37
 Tax Levy Cancelled, Abated or Adjusted .09

EXPENDITURES		REVENUES-REALIZED		1991 PROPERTY TAX	
GENERAL GOVERNMENT				STATE EQUALIZED TAX RATE .69	
Governing Body & Public Boards				Local District School Taxes	3,654,846.00
Municipal Clerk				Regional & Consolidated School Tax	
Financial Administration	16,460.00	1991 Property Taxes Collected		School Taxes in Municipal Budget	
Assessment of Taxes	19,100.00	1991 Payments in Lieu of Taxes		County Taxes .42 *	2,200,906.78
Collection of Taxes	32,700.00	Delinquent Tax & Lien Collections		County Library Taxes .02	81,401.61
Planning, Housing & Development	39,950.00	Business Personalty Replacement Taxes		Local Municipal Purpose Taxes .39	2,059,237.00
Human Resources	53,706.68	Taxes from Public Utilities		Veteran & Senior Citizen Taxes	26,250.00
Elections		Other Miscellaneous Tax Revenues		Total Taxes for Rate Computation	8,022,641.39
General Administration (other)	347,200.00	State Aid Revenues		Special District Taxes	
JUDICIARY		Federal Aid Revenues		Bank Corp. Taxes	
Municipal Courts	67,500.00	State and Local Fiscal Assistance Act Utilized		Added and Omitted Taxes	18,432.90
PUBLIC SAFETY		Sale of Acquired Property		Total Taxes Levied - ABSTRACT	8,014,824.29
Fire Protection	68,938.40	Other Miscellaneous Revenues		Total Taxes Billed	8,020,104.27
Police Protection	945,716.49	Prior Years Surplus Appropriated		1991 TAXES COLLECTED	7,648,700.91
Civil Defense & Disaster Control	1,000.00	REVENUES TOTAL		1991 Taxes Cancelled, Abated or Adjusted	7,180.51
Environmental Inspection & Control	30,314.00	Reserve For Uncollected Taxes		Transfer to Tax Title Liens or Foreclosed	11,827.53
Other Public Safety		CAPITAL OUTLAY TOTAL		Balance Outstanding Dec. 31, 1991	352,395.32
PUBLIC WORKS				PRIOR YEARS TAXES OUTSTANDING	
Streets and Drainage	253,500.00	Public Enterprises		Balance January 1, 1991	231,041.26
Sewers and Sewage Processing		Recreation-Culture		Collected in 1991	130,922.21
Garbage and Trash Disposal	420,000.00	Public Works		Cancelled, Abated or Adjusted 1991	96,119.60
Public Buildings and Grounds	74,000.00	Buildings and Grounds		Transfers to Tax Title Liens or Foreclosed	198.11
Other Public Works		Library and Education		Balance December 31, 1991	3,801.34
HEALTH and WELFARE		Conservation		TAX TITLE LIENS OUTSTANDING	
Health Services Except Environmental	30,221.00	All Other		Balance January 1, 1991	57,249.97
Welfare-Public Assistance	17,620.00	CAPITAL DEBT AUTHORIZED, DECEMBER 31, 1991		Transfer From Taxes	12,025.64
Hospital, Clinics, First Aid		ISSUED AND UNISSUED GROSS DEBT NET DEBT		Redeemed in 1991	50,980.03
Animal, Insect, & Rodent Control	9,000.00	School 79,600		Cancelled, Abated or Adjusted (1991)	
Other Welfare Services		Self-Liquidating 2,169,250		Transfers to Foreclosed Property	
RECREATION and CONSERVATION		Other 1,466,850		Balance December 31, 1991	18,295.58
Beaches and Boardwalks		Total 3,715,700		PROPERTY ACQUIRED BY DEED OR FORECLOSURE	
Parks, Playgrounds, Shade Trees	9,400.00	ISSUED AND OUTSTANDING		Balance January 1, 1991	42,900.00
Land Reclamation & Conservation	123,220.52	School 79,600.00		Transfers From Taxes or Liens	
Other Recreational Services	16,500.00	Self-Liquidating 2,018,300.00		Sale for Cash (1991)	
EDUCATION (excluding schools)		Other 957,838.54		Cancelled, Abated or Adjusted (1991)	
Libraries	73,000.00	Total 3,055,738.54		Balance December 31, 1991	42,900.00
Other Educational Services	350.00	EQUALIZED VALUATION BASIS		CURRENT FINANCES DECEMBER 31, 1991	
STATUTORY EXPENDITURES		FOR NET DEBT COMPUTATION		ASSETS	
Pensions & F. L. C. A.	253,838.60	REAL PROPERTY VALUATIONS		Cash Dec. 31, 1991	2,205,782.65
Employee Fringe Benefits	165,000.00	Code Class # of Parcels % VAL'N ASSESSED VALUATION		Taxes Receivable	356,196.66
Other Statutory Expenditures		1 Vacant Land 168 3.34 19,884,700.00		Tax Title Liens	18,295.58
CETA And Other Public Employment Programs		2 Residential 1734 83.05 494,159,900.00		Foreclosed Property	42,900.00
MUNICIPAL FUNCTIONS TOTAL	3,079,235.69	3 Farm		Emergencies & Other Deferred Charges	60,000.00
CAPITAL IMPROVEMENTS *MEMO*	20,105.00	4a Commercial 85 12.06 71,787,500.00		State and Federal Aid Receivable	30,298.24
DEBT SERVICE		4b Industrial		Other Receivables	845.55
Principal Payments	262,736.23	4c Apartments 2 1.55 9,200,000.00		Total	2,714,318.68
Interest Payments	27,260.00	Total 1989 595,032,100.00		LIABILITIES, RESERVES, AND SURPLUS	
DEFERRED CHARGES	115,609.79	Land Area 1.65 Sq. Miles		Cash Liabilities	1,320,627.94
SCHOOL, COUNTY, SPECIAL DISTRICT TAXES	5,937,154.39	Net Valuation Taxable-Municipal		Reserves for Receivables	452,664.46
RESERVE FOR UNCOLLECTED TAXES	492,416.80	Net Valuation Taxable-County		Surplus Dec. 31, 1991	941,026.28
EXPENDITURES TOTAL	9,913,412.90	State Equalized Valuation		Total	2,714,318.68
		State Equalization Ratio			
		112.80			

1989-1990

0103
 Population 1980 8,318
 Population 1990 11,354
 S & P Rating A-
 Moody Rating AAA
 General Tax Rate Per \$100. 2.09
 State Equalized Tax Rate 1.86

BRIGANTINE CITY - ATLANTIC COUNTY
 Form of Government
 Commission (1911)
 Number of Members - 3

PER CAPITA:
 Gross Debt 1,875.77
 Net Debt 837.39
 Debt Service 174.05
 Total Tax Levy 1,894.85
 Municipal Expenditures 1,138.81
 PER CENT:
 Gross Debt 1.88
 Net Debt .84
 Tax Levy Collected 91.53
 Tax Levy Cancelled, Abated or Adjusted .59

EXPENDITURES		REVENUES-REALIZED		1991 PROPERTY TAX	
GENERAL GOVERNMENT				STATE EQUALIZED TAX RATE <u>1.53</u>	
Governing Body & Public Boards	79,000.00	1991 Property Taxes Collected	19,694,440.22	Local District School Taxes	6,156,339.50
Municipal Clerk	86,227.35	1991 Payments in Lieu of Taxes	961.52	Regional & Consolidated School Tax	
Financial Administration	213,125.96	Delinquent Tax & Lien Collections	1,477,504.26	School Taxes in Municipal Budget	772,485.95
Assessment of Taxes	112,433.06	Business Personalty Replacement Taxes	28,361.64	County Taxes	5,564,697.70
Collection of Taxes	74,206.02	Taxes from Public Utilities	588,591.00	County Library Taxes	390,039.58
Planning, Housing & Development	80,568.00	Other Miscellaneous Tax Revenues		Local Municipal Purpose Taxes	8,557,310.63
Human Resources	137,885.44	State Aid Revenues	387,121.26	Veteran & Senior Citizen Taxes	104,150.00
Elections	8,301.01	Federal Aid Revenues		Total Taxes for Rate Computation	21,545,023.36
General Administration (other)	919,602.74	State and Local Fiscal Assistance Act Utilized		Special District Taxes	
JUDICIARY		Sale of Acquired Property		Bank Corp. Taxes	
Municipal Courts	109,575.19	Other Miscellaneous Revenues	1,026,274.31	Added and Omitted Taxes	73,265.78
PUBLIC SAFETY		Total	23,203,254.21	Total Taxes Levied - ABSTRACT	21,514,139.14
Fire Protection	1,292,676.77	Prior Years Surplus Appropriated	670,000.00	Total Taxes Billed	21,517,035.48
Police Protection	1,752,129.78	REVENUES TOTAL	23,873,254.21	1991 TAXES COLLECTED	19,694,440.22
Civil Defense & Disaster Control	52,439.90	Reserve For Uncollected Taxes	1,848,242.73	1991 Taxes Cancelled, Abated or Adjusted	127,014.75
Environmental Inspection & Control	152,561.45	CAPITAL OUTLAY TOTAL	714,993.94	Transfer to Tax Title Liens or Foreclosed	1,585.81
Other Public Safety				Balance Outstanding Dec. 31, 1991	1,693,994.70
PUBLIC WORKS				PRIOR YEARS TAXES OUTSTANDING	
Streets and Drainage	489,988.30	Public Enterprises	286,988.07	Balance January 1, 1991	1,494,536.84
Sewers and Sewage Processing		Recreation—Culture		Collected in 1991	1,343,538.67
Garbage and Trash Disposal	1,026,930.00	Public Works		Cancelled, Abated or Adjusted 1991	
Public Buildings and Grounds	374,805.52	Buildings and Grounds	428,005.87	Transfers to Tax Title Liens or Foreclosed	116,859.17
Other Public Works		Library and Education		Balance December 31, 1991	34,139.00
HEALTH and WELFARE		Conservation		TAX TITLE LIENS OUTSTANDING	
Health Services Except Environmental	6,123.58	All Other		Balance January 1, 1991	972.25
Welfare—Public Assistance	32,548.26			Transfer From Taxes	135,574.66
Hospital, Clinics, First Aid				Redeemed in 1991	133,965.59
Animal, Insect, & Rodent Control	9,826.02			Cancelled, Abated or Adjusted (1991)	
Other Welfare Services				Transfers to Foreclosed Property	
RECREATION and CONSERVATION				Balance December 31, 1991	2,581.32
Beaches and Boardwalks	377,574.52			PROPERTY ACQUIRED BY DEED OR FORECLOSURE	
Parks, Playgrounds, Shade Trees	62,499.93			Balance January 1, 1991	308,862.00
Land Reclamation & Conservation	164,562.27			Transfers From Taxes or Liens	
Other Recreational Services				Sale for Cash (1991)	
EDUCATION (excluding schools)				Cancelled, Abated or Adjusted (1991)	
Libraries				Balance December 31, 1991	308,862.00
Other Educational Services				CURRENT FINANCES DECEMBER 31, 1991	
STATUTORY EXPENDITURES				ASSETS	
Pensions & F. L. C. A.	839,947.00			Cash Dec. 31, 1991	2,198,634.28
Employee Fringe Benefits	650,000.00			Taxes Receivable	1,728,133.70
Other Statutory Expenditures				Tax Title Liens	2,581.32
CETA And Other Public Employment Programs				Foreclosed Property	308,862.00
MUNICIPAL FUNCTIONS TOTAL	9,105,538.07			Emergencies & Other Deferred Charges	60,500.20
CAPITAL IMPROVEMENTS *MEMO*				State and Federal Aid Receivable	11,334.70
DEBT SERVICE				Other Receivables	30,096.07
Principal Payments	891,311.46			Total	4,340,142.27
Interest Payments	1,084,906.02			LIABILITIES, RESERVES, AND SURPLUS	
TYPE I SCHL DEBT *MEMO*	772,485.95			Cash Liabilities	925,401.04
DEFERRED CHARGES				Reserves for Receivables	2,069,673.09
SCHOOL, COUNTY, SPECIAL DISTRICT TAXES	12,883,562.73			Surplus Dec. 31, 1991	1,345,068.14
RESERVE FOR UNCOLLECTED TAXES	1,843,242.73			Total	4,340,142.27
EXPENDITURES TOTAL	25,813,561.01				

0407
Population 1980 2,133
Population 1990 1,805
S & P Rating
Moody Rating 3AA

General Tax Rate Per \$100. 2.45
State Equalized Tax Rate 2.80

BROOKLAWN BOROUGH - CAMDEN CO.
Form of Government
Borough Council
Number of Members - 6

PER CAPITA:
Gross Debt 860.11
Net Debt 218.51
Debt Service 34.87
Total Tax Levy 1,041.57
Municipal Expenditures 800.01
PER CENT:
Gross Debt 233.68
Net Debt .63
Tax Levy Collected 94.35
Tax Levy Cancelled, Abated or Adjusted .03

EXPENDITURES		REVENUES-REALIZED		1991 PROPERTY TAX	
GENERAL GOVERNMENT				STATE EQUALIZED TAX RATE	
Governing Body & Public Boards	8,115.15	1991 Property Taxes Collected		Local District School Taxes	1.25 833,670.00
Municipal Clerk	40,929.23	1991 Payments in Lieu of Taxes		Regional & Consolidated School Tax	
Financial Administration	8,787.25	Delinquent Tax & Lien Collections		School Taxes in Municipal Budget	
Assessment of Taxes	6,484.78	Business Personalty Replacement Taxes		County Taxes	.85 566,201.28
Collection of Taxes	8,886.88	Taxes from Public Utilities		County Library Taxes	.03 17,132.57
Planning, Housing & Development	17,541.70	Other Miscellaneous Tax Revenues		Local Municipal Purpose Taxes	.69 459,000.00
Human Resources	7,151.33	State Aid Revenues		Veteran & Senior Citizen Taxes	
Elections	2,072.81	Federal Aid Revenues		Total Taxes for Rate Computation	2.82 1,919,303.85
General Administration (other)	173,898.12	State and Local Fiscal Assistance Act Utilized		Special District Taxes	
JUDICIARY		Sale of Acquired Property		Bank Corp. Taxes	
Municipal Courts	54,402.21	Other Miscellaneous Revenues		Added and Omitted Taxes	4,027.44
PUBLIC SAFETY		Prior Years Surplus Appropriated		Total Taxes Levied - ABSTRACT	1,880,031.29
Fire Protection	37,802.58	REVENUES TOTAL		Total Taxes Billed	1,880,031.29
Police Protection	246,506.05	CAPITAL OUTLAY TOTAL		1991 TAXES COLLECTED	1,773,866.42
Civil Defense & Disaster Control				1991 Taxes Cancelled, Abated or Adjusted	627.63
Environmental Inspection & Control	17,375.68			Transfer to Tax Title Liens or Foreclosed	29,150.82
Other Public Safety				Balance Outstanding Dec. 31, 1991	76,386.42
PUBLIC WORKS				PRIOR YEARS TAXES OUTSTANDING	
Streets and Drainage	101,619.19			Balance January 1, 1991	110,767.17
Sewers and Sewage Processing	110,483.38			Collected in 1991	80,256.92
Garbage and Trash Disposal	78,701.87			Cancelled, Abated or Adjusted 1991	200.01
Public Buildings and Grounds	13,809.45			Transfers to Tax Title Liens or Foreclosed	1,905.22
Other Public Works	10,699.89			Balance December 31, 1991	28,405.02
HEALTH and WELFARE				TAX TITLE LIENS OUTSTANDING	
Health Services Except Environmental	856.00			Balance January 1, 1991	80,303.02
Welfare-Public Assistance	799.00			Transfer From Taxes	31,056.04
Hospital, Clinics, First Aid				Redeemed in 1991	10,066.23
Animal, Insect, & Rodent Control				Cancelled, Abated or Adjusted (1991)	
Other Welfare Services				Transfers to Foreclosed Property	
RECREATION and CONSERVATION				Balance December 31, 1991	101,292.83
Beaches and Boardwalks				PROPERTY ACQUIRED BY DEED OR	
Parks, Playgrounds, Shade Trees	1,247.89			FORECLOSURE	
Land Reclamation & Conservation				Balance January 1, 1991	297,749.10
Other Recreational Services	6,272.76			Transfers From Taxes or Liens	
EDUCATION (excluding schools)				Sale for Cash (1991)	202,774.10
Libraries				Cancelled, Abated or Adjusted (1991)	
Other Educational Services				Balance December 31, 1991	94,975.00
STATUTORY EXPENDITURES				CURRENT FINANCES DECEMBER 31, 1991	
Pensions & F. L. C. A.	71,937.55			ASSETS	
Employee Fringe Benefits	90,046.48			Cash Dec. 31, 1991	933,349.38
Other Statutory Expenditures	1,229.12			Taxes Receivable	104,791.44
CETA And Other Public Employment Programs				Tax Title Liens	101,292.83
MUNICIPAL FUNCTIONS TOTAL	1,117,656.35			Foreclosed Property	94,975.00
CAPITAL IMPROVEMENTS *MEMO*	2,500.00			Emergencies & Other Deferred Charges	52,393.23
DEBT SERVICE				State and Federal Aid Receivable	86,366.56
Principal Payments	40,000.00			Other Receivables	82,383.83
Interest Payments	22,941.50			Total	1,455,552.27
DEFERRED CHARGES	136,332.57			LIABILITIES, RESERVES, AND SURPLUS	
SCHOOL, COUNTY, SPECIAL DISTRICT TAXES	1,417,003.85			Cash Liabilities	610,129.17
RESERVE FOR UNCOLLECTED TAXES	126,584.59			Reserves for Receivables	383,443.10
EXPENDITURES TOTAL	2,861,018.86			Surplus Dec. 31, 1991	461,980.00
				Total	1,455,552.27

0104
Population 1980 3,642
Population 1990 4,441
S & P Rating
Moody Rating BAA

General Tax Rate Per \$100. 3.02
State Equalized Tax Rate 2.21

BUENA BOROUGH - ATLANTIC COUNTY
Form of Government
Borough Council
Number of Members - 6

PER CAPITA:
Gross Debt 514.07
Net Debt 479.90
Debt Service 50.18
Total Tax Levy 687.75
Municipal Expenditures 507.12
PER CENT:
Gross Debt 1.96
Net Debt 1.83
Tax Levy Collected 90.79
Tax Levy Cancelled, Abated or Adjusted .08

EXPENDITURES		REVENUES-REALIZED		1991 PROPERTY TAX	
GENERAL GOVERNMENT				STATE EQUALIZED TAX RATE →	
Governing Body & Public Boards	29,000.00	1991 Property Taxes Collected	2,772,652.61	Local District School Taxes	
Municipal Clerk	32,850.00	1991 Payments in Lieu of Taxes		Regional & Consolidated School Tax	.99 1,289,269.82
Financial Administration	47,450.00	Delinquent Tax & Lien Collections	226,174.10	School Taxes in Municipal Budget	
Assessment of Taxes	14,000.00	Business Personality Replacement Taxes	45,562.20	County Taxes	.44 * 570,528.09
Collection of Taxes	17,510.00	Taxes from Public Utilities	259,096.00	County Library Taxes	.03 39,609.27
Planning, Housing & Development	54,432.65	Other Miscellaneous Tax Revenues		Local Municipal Purpose Taxes	.76 994,573.04
Human Resources	45,436.00	State Aid Revenues	395,282.76	Veteran & Senior Citizen Taxes	61,450.00
Elections		Federal Aid Revenues		Total Taxes for Rate Computation	2.22 2,955,430.22
General Administration (other)	255,099.72	State and Local Fiscal Assistance Act Utilized		Special District Taxes	148,153.53
JUDICIARY		Sale of Acquired Property		Bank Corp. Taxes	
Municipal Courts	50,325.40	Other Miscellaneous Revenues	230,608.68	Added and Omitted Taxes	12,167.99
PUBLIC SAFETY		Total	3,929,376.35	Total Taxes Levied - ABSTRACT	3,054,301.74
Fire Protection	3,000.00	Prior Years Surplus Appropriated	120,000.00	Total Taxes Billed	3,053,908.50
Police Protection	443,828.24	REVENUES TOTAL	4,049,376.35	1991 TAXES COLLECTED	2,772,652.61
Civil Defense & Disaster Control	600.00	Reserve For Uncollected Taxes	247,512.14	1991 Taxes Cancelled, Abated or Adjusted	2,386.11
Environmental Inspection & Control	22,500.00	CAPITAL OUTLAY TOTAL	242,282.90	Transfer to Tax Title Liens or Foreclosed	44,587.40
Other Public Safety				Balance Outstanding Dec. 31, 1991	234,282.38
PUBLIC WORKS				PRIOR YEARS TAXES OUTSTANDING	
Streets and Drainage	301,800.00	Public Enterprises		Balance January 1, 1991	226,660.94
Sewers and Sewage Processing		Recreation—Culture	3,255.41	Collected in 1991	196,207.62
Garbage and Trash Disposal	186,500.00	Public Works	185,998.45	Cancelled, Abated or Adjusted 1991	
Public Buildings and Grounds	22,933.28	Buildings and Grounds	53,029.04	Transfers to Tax Title Liens or Foreclosed	14,665.28
Other Public Works	12,000.00	Library and Education		Balance December 31, 1991	15,788.04
HEALTH and WELFARE		Conservation		TAX TITLE LIENS OUTSTANDING	
Health Services Except Environmental		All Other		Balance January 1, 1991	85,739.82
Welfare—Public Assistance	14,710.00	CAPITAL DEBT AUTHORIZED, DECEMBER 31, 1991		Transfer From Taxes	61,269.73
Hospital, Clinics, First Aid		ISSUED AND UNISSUED GROSS DEBT NET DEBT		Redeemed in 1991	29,966.48
Animal, Insect, & Rodent Control	3,600.00	School	151,752	Cancelled, Abated or Adjusted (1991)	
Other Welfare Services		Self-Liquidating		Transfers to Foreclosed Property	
RECREATION and CONSERVATION		Other	2,131,234	Balance December 31, 1991	117,043.07
Beaches and Boardwalks		Total	2,282,986	PROPERTY ACQUIRED BY DEED OR FORECLOSURE	
Parks, Playgrounds, Shade Trees				Balance January 1, 1991	104,700.00
Land Reclamation & Conservation	6,566.93	ISSUED AND OUTSTANDING		Transfers From Taxes or Liens	
Other Recreational Services	1,500.00	School	151,752.89	Sale for Cash (1991)	
EDUCATION (excluding schools)		Self-Liquidating		Cancelled, Abated or Adjusted (1991)	
Libraries		Other	1,921,600.00	Balance December 31, 1991	104,700.00
Other Educational Services		Total	2,073,352.89	CURRENT FINANCES DECEMBER 31, 1991	
STATUTORY EXPENDITURES		EQUALIZED VALUATION BASIS		ASSETS	
Pensions & F. L. C. A.	113,000.00	FOR NET DEBT COMPUTATION	116,644,174	Cash Dec. 31, 1991	247,849.14
Employee Fringe Benefits	90,700.00	REAL PROPERTY VALUATIONS		Taxes Receivable	250,070.42
Other Statutory Expenditures	4,000.00	Code Class # of Parcels % VAL'N ASSESSED VALUATION		Tox Title Liens	117,043.07
CETA And Other Public Employment Programs		1 Vacant Land 236 2.07 1,936,500.00		Foreclosed Property	104,700.00
MUNICIPAL FUNCTIONS TOTAL	1,773,442.22	2 Residential 1095 63.56 59,331,400.00		Emergencies & Other Deferred Charges	35,345.75
CAPITAL IMPROVEMENTS *MEMO*	5,000.00	3 Farm 260 9.08 8,472,400.00		State and Federal Aid Receivable	123,478.10
DEBT SERVICE		4a Commercial 111 14.43 13,473,800.00		Other Receivables	23,963.68
Principal Payments	121,403.08	4b Industrial 6 7.64 7,131,200.00		Total	902,450.16
Interest Payments	101,459.71	4c Apartments 5 3.21 2,999,700.00		LIABILITIES, RESERVES, AND SURPLUS	
		Total 1713 93,345,000.00		Cash Liabilities	193,724.01
DEFERRED CHARGES	3,302.02	Land Area 7.40 Sq. Miles		Reserves for Receivables	613,955.64
SCHOOL, COUNTY, SPECIAL DISTRICT TAXES	2,047,560.71	Net Valuation Taxable-Municipal	95,707,097	Surplus Dec. 31, 1991	94,770.51
RESERVE FOR UNCOLLECTED TAXES	247,512.14	Net Valuation Taxable-County	123,205,316	Total	902,450.16
EXPENDITURES TOTAL	4,299,679.88	State Equalized Valuation	129,743,374		
		State Equalization Ratio	73.28		

0105
Population 1980 6,959
Population 1990 7,655
S & P Rating
Moody Rating

General Tax Rate Per \$100. 1.99
State Equalized Tax Rate 1.71

BUENA VISTA TOWNSHIP - ATLANTIC CO.
Form of Government
Township Committee
Number of Members - 5

PER CAPITA:
Gross Debt 79.59
Net Debt 38.67
Debt Service 6.05
Total Tax Levy 628.67
Municipal Expenditures 278.15
PER CENT:
Gross Debt .25
Net Debt .12
Tax Levy Collected 86.34
Tax Levy Cancelled, Abated or Adjusted

EXPENDITURES		REVENUES-REALIZED		1991 PROPERTY TAX	
GENERAL GOVERNMENT				STATE EQUALIZED TAX RATE →	
Governing Body & Public Boards		1991 Property Taxes Collected 4,157,970.50		Local District School Taxes	
Municipal Clerk		1991 Payments in Lieu of Taxes		Regional & Consolidated School Tax 1.04	2,665,190.16
Financial Administration 54,997.78		Delinquent Tax & Lien Collections 609,558.16		School Taxes in Municipal Budget	
Assessment of Taxes 28,741.31		Business Personalty Replacement Taxes 45,571.32		County Taxes .46 *	1,180,896.20
Collection of Taxes 67,028.20		Taxes from Public Utilities 412,475.00		County Library Taxes .03	81,622.67
Planning, Housing & Development 14,435.00		Other Miscellaneous Tax Revenues		Local Municipal Purpose Taxes .18	468,252.75
Human Resources 40,896.00		State Aid Revenues 347,756.54		Veteran & Senior Citizen Taxes	85,250.00
Elections 7,500.00		Federal Aid Revenues		Total Taxes for Rate Computation 1.71	4,481,211.78
General Administration (other) 320,203.34		State and Local Fiscal Assistance Act Utilized		Special District Taxes	331,069.50
JUDICIARY		Sale of Acquired Property		Bank Corp. Taxes	
Municipal Courts 46,935.38		Other Miscellaneous Revenues 399,223.00		Added and Omitted Taxes	85,432.83
PUBLIC SAFETY		Total 5,972,554.52		Total Taxes Levied - ABSTRACT	4,812,464.11
Fire Protection 38,250.00		Prior Years Surplus Appropriated 145,000.00		Total Taxes Billed	4,815,616.21
Police Protection 20,178.89		REVENUES TOTAL 6,117,554.52		1991 TAXES COLLECTED	4,157,970.50
Civil Defense & Disaster Control 7,400.00		Reserve For Uncollected Taxes 581,306.31		1991 Taxes Cancelled, Abated or Adjusted	
Environmental Inspection & Control		CAPITAL OUTLAY TOTAL 31,596.17		Transfer to Tax Title Liens or Foreclosed	
Other Public Safety				Balance Outstanding Dec. 31, 1991	657,645.71
PUBLIC WORKS				PRIOR YEARS TAXES OUTSTANDING	
Streets and Drainage 262,625.41		Public Enterprises		Balance January 1, 1991	537,160.15
Sewers and Sewage Processing 3,000.00		Recreation-Culture		Collected in 1991	425,476.31
Garbage and Trash Disposal 323,257.00		Public Works 28,596.17		Cancelled, Abated or Adjusted 1991	
Public Buildings and Grounds 43,710.25		Buildings and Grounds 3,000.00		Transfers to Tax Title Liens or Foreclosed	
Other Public Works		Library and Education		Balance December 31, 1991	111,683.84
HEALTH and WELFARE		Conservation		TAX TITLE LIENS OUTSTANDING	
Health Services Except Environmental		All Other		Balance January 1, 1991	1,207,535.21
Welfare-Public Assistance 9,261.21		CAPITAL DEBT AUTHORIZED, DECEMBER 31, 1991		Transfer From Taxes	
Hospital, Clinics, First Aid		ISSUED AND UNISSUED GROSS DEBT NET DEBT		Redeemed in 1991	184,081.85
Animal, Insect, & Rodent Control 13,500.00		School 313,247		Cancelled, Abated or Adjusted (1991)	
Other Welfare Services		Self-Liquidating		Transfers to Foreclosed Property	
RECREATION and CONSERVATION		Other 296,000 296,000		Balance December 31, 1991	1,023,453.36
Beaches and Boardwalks 34,840.00		Total 609,247 296,000		PROPERTY ACQUIRED BY DEED OR	
Parks, Playgrounds, Shade Trees		ISSUED AND OUTSTANDING		FORECLOSURE	
Land Reclamation & Conservation		School 313,247.11		Balance January 1, 1991	1,071,527.24
Other Recreational Services		Self-Liquidating		Transfers From Taxes or Liens	
EDUCATION (excluding schools)		Other 287,000.00		Sale for Cash (1991)	
Libraries		Total 600,247.11		Cancelled, Abated or Adjusted (1991)	
Other Educational Services		EQUALIZED VALUATION BASIS		Balance December 31, 1991	1,071,527.24
STATUTORY EXPENDITURES		FOR NET DEBT COMPUTATION		CURRENT FINANCES DECEMBER 31, 1991	
Pensions & F. I. C. A. 63,250.00		REAL PROPERTY VALUATIONS		ASSETS	
Employee Fringe Benefits		Code Class # of Parcels % VAL'N ASSESSED VALUATION		Cash Dec. 31, 1991	844,569.03
Other Statutory Expenditures 4,000.00		1 Vacant Land 5839 12.94 28,400,600.00		Taxes Receivable	769,329.55
CETA And Other Public Employment Programs		2 Residential 1944 66.85 146,728,600.00		Tax Title Liens	1,023,453.36
MUNICIPAL FUNCTIONS TOTAL 1,404,009.77		3 Farm 491 10.93 23,976,500.00		Foreclosed Property	1,071,527.24
CAPITAL IMPROVEMENTS * MEMO *		4a Commercial 83 7.47 16,400,700.00		Emergencies & Other Deferred Charges	252,369.85
DEBT SERVICE		4b Industrial 10 1.82 3,990,500.00		State and Federal Aid Receivable	
Principal Payments 21,000.00		4c Apartments		Other Receivables	8,836.98
Interest Payments 25,309.68		Total 3367 219,495,900.00		Total	3,970,086.01
DEFERRED CHARGES		Land Area 41.83 Sq. Miles		LIABILITIES, RESERVES, AND SURPLUS	
SCHOOL, COUNTY, SPECIAL DISTRICT TAXES 97,630.51		Net Valuation Taxable-Municipal 221,000,511		Cash Liabilities	757,053.79
RESERVE FOR UNCOLLECTED TAXES 581,306.31		Net Valuation Taxable-County 253,888,707		Reserves for Receivables	2,873,147.13
EXPENDITURES TOTAL 6,383,034.80		State Equalized Valuation 257,148,731		Surplus Dec. 31, 1991	339,885.09
		State Equalization Ratio 85.86		Total	3,970,086.01

0305

Population 1980 10,246
 Population 1990 9,835
 S & P Rating
 Moody Rating A1

General Tax Rate Per \$100.

1.76

State Equalized Tax Rate

1.90

BURLINGTON CITY - BURLINGTON COUNTY
 Form of Government
 Special Charter (P.L. 1851 c. 149)
 Number of Members - 12

PER CAPITA:

Gross Debt 1,725.28
 Net Debt 418.14
 Debt Service 30.92
 Total Tax Levy 788.23
 Municipal Expenditures 939.74

PER CENT:

Gross Debt 4.44
 Net Debt 1.08
 Tax Levy Collected 92.45
 Tax Levy Cancelled, Abated or Adjusted .18

EXPENDITURES		REVENUES-REALIZED		1991 PROPERTY TAX	
GENERAL GOVERNMENT				STATE EQUALIZED TAX RATE 1.18	
Governing Body & Public Boards		1991 Property Taxes Collected	7,172,068.90	Local District School Taxes	4,816,645.00
Municipal Clerk		1991 Payments in Lieu of Taxes		Regional & Consolidated School Tax	
Financial Administration	162,050.00	Delinquent Tax & Lien Collections	397,687.13	School Taxes in Municipal Budget	.02 78,810.00
Assessment of Taxes	44,475.00	Business Personalty Replacement Taxes	131,446.68	County Taxes	.55 2,256,893.55
Collection of Taxes	170,000.00	Taxes from Public Utilities	5,443,029.00	County Library Taxes	.03 138,039.53
Planning, Housing & Development	44,170.00	Other Miscellaneous Tax Revenues		Local Municipal Purpose Taxes	.11 440,720.00
Human Resources	118,684.00	State Aid Revenues	734,705.00	Veteran & Senior Citizen Taxes	155,936.00
Elections		Federal Aid Revenues		Total Taxes for Rate Computation	1.89 7,887,044.08
General Administration (other)	1,125,350.00	State and Local Fiscal Assistance Act Utilized		Special District Taxes	
JUDICIARY		Sole of Acquired Property		Bank Corp. Taxes	
Municipal Courts	126,223.00	Other Miscellaneous Revenues	1,207,948.14	Added and Omitted Taxes	21,177.74
PUBLIC SAFETY		Total	15,091,884.85	Total Taxes Levied - ABSTRACT	7,752,285.82
Fire Protection	248,534.00	Prior Years Surplus Appropriated	1,290,000.00	Total Taxes Billed	7,757,635.52
Police Protection	1,997,675.00	REVENUES TOTAL	16,381,884.85	1991 TAXES COLLECTED	7,172,068.90
Civil Defense & Disaster Control	2,500.00	Reserve For Uncollected Taxes	583,000.00	1991 Taxes Cancelled, Abated or Adjusted	13,955.28
Environmental Inspection & Control	142,300.00	CAPITAL OUTLAY TOTAL	4,051,921.98	Transfer to Tax Title Liens or Foreclosed	54,937.86
Other Public Safety				Balance Outstanding Dec. 31, 1991	516,673.98
PUBLIC WORKS				PRIOR YEARS TAXES OUTSTANDING	
Streets and Drainage	413,735.00	Public Enterprises	3,905,993.08	Balance January 1, 1991	446,708.61
Sewers and Sewage Processing		Recreation-Culture		Collected in 1991	388,238.94
Garbage and Trash Disposal	504,000.00	Public Works	116,466.35	Cancelled, Abated or Adjusted 1991	5,246.39
Public Buildings and Grounds	284,150.00	Buildings and Grounds	29,462.55	Transfers to Tax Title Liens or Foreclosed	41,545.23
Other Public Works	646,600.00	Library and Education		Balance December 31, 1991	11,678.05
HEALTH and WELFARE		Conservation		TAX TITLE LIENS OUTSTANDING	
Health Services Except Environmental	43,250.00	All Other		Balance January 1, 1991	33,304.59
Welfare-Public Assistance	45,000.00	CAPITAL DEBT AUTHORIZED, DECEMBER 31, 1991		Transfer From Taxes	108,630.50
Hospital, Clinics, First Aid		ISSUED AND UNISSUED GROSS DEBT		Redeemed in 1991	9,448.19
Animal, Insect, & Rodent Control		School	1,200,000.00	Cancelled, Abated or Adjusted (1991)	
Other Welfare Services		Self-Liquidating	11,705,694.00	Transfers to Foreclosed Property	
RECREATION and CONSERVATION		Other	4,062,399.00	Balance December 31, 1991	132,486.90
Beaches and Boardwalks		Total	16,968,093.00	PROPERTY ACQUIRED BY DEED OR FORECLOSURE	
Parks, Playgrounds, Shade Trees		ISSUED AND OUTSTANDING		Balance January 1, 1991	317,725.00
Land Reclamation & Conservation		School	1,200,000.00	Transfers From Taxes or Liens	
Other Recreational Services	202,100.00	Self-Liquidating	2,539,366.00	Sale for Cash (1991)	
EDUCATION (excluding schools)		Other	3,451,999.90	Cancelled, Abated or Adjusted (1991)	
Libraries	35,000.00	Total	7,191,365.90	Balance December 31, 1991	317,725.00
Other Educational Services		EQUALIZED VALUATION BASIS		CURRENT FINANCES DECEMBER 31, 1991	
STATUTORY EXPENDITURES		FOR NET DEBT COMPUTATION	382,257.983	ASSETS	
Pensions & F. L. C. A.	603,500.26	REAL PROPERTY VALUATIONS		Cash Dec. 31, 1991	2,502,707.77
Employee Fringe Benefits	1,083,250.00	Code Class # of Parcels % VAL'N ASSESSED VALUATION		Taxes Receivable	528,352.03
Other Statutory Expenditures	11,000.00	1 Vacant Land 295 1.64	7,105,900.00	Tax Title Liens	132,486.90
CETA And Other Public Employment Programs		2 Residential 3096 65.71	284,606,600.00	Foreclosed Property	317,725.00
MUNICIPAL FUNCTIONS TOTAL	8,053,536.26	3 Farm 4 .03	121,000.00	Emergencies & Other Deferred Charges	55,374.51
CAPITAL IMPROVEMENTS *MEMO*		4a Commercial 350 21.73	94,123,900.00	State and Federal Aid Receivable	
DEBT SERVICE		4b Industrial 17 8.57	37,114,000.00	Other Receivables	121,884.40
Principal Payments	74,999.52	4c Apartments 14 2.32	10,059,300.00	Total	3,658,530.61
Interest Payments	229,095.00	Total	433,130,700.00	LIABILITIES, RESERVES, AND SURPLUS	
DEFERRED CHARGES	301,756.74	Land Area 3.44 Sq. Miles		Cash Liabilities	1,123,843.71
SCHOOL, COUNTY, SPECIAL DISTRICT TAXES	7,290,388.08	Net Valuation Taxable-Municipal	439,995,786	Reserves for Receivables	1,100,448.33
RESERVE FOR UNCOLLECTED TAXES	583,000.00	Net Valuation Taxable-County	412,595,032	Surplus Dec. 31, 1991	1,434,238.57
EXPENDITURES TOTAL	16,532,775.60	State Equalized Valuation	407,244,731	Total	3,658,530.61
		State Equalization Ratio	108.18		

0306

Population 1980 11,527
 Population 1990 12,454
 S & P Rating
 Moody Rating AAA

General Tax Rate Per \$100.

2.00

State Equalized Tax Rate

1.89

BURLINGTON TWP. - BURLINGTON CO.
 Form of Government
 Mayor-Council Plan E (OMCL 50)
 Number of Members - 7

PER CAPITA:

Gross Debt 1,779.35
 Net Debt 585.53
 Debt Service 81.51
 Total Tax Levy 1,170.61
 Municipal Expenditures 802.62

PER CENT:

Gross Debt 3.40
 Net Debt 1.12
 Tax Levy Collected 88.56
 Tax Levy Cancelled, Abated or Adjusted 3.71

EXPENDITURES		REVENUES-REALIZED		1991 PROPERTY TAX	
GENERAL GOVERNMENT				STATE EQUALIZED TAX RATE 1.89	
Governing Body & Public Boards	166,115.00	1991 Property Taxes Collected	13,353,365.44	Local District School Taxes	7,411,671.00
Municipal Clerk	130,718.00	1991 Payments in Lieu of Taxes		Regional & Consolidated School Tax	
Financial Administration	112,626.00	Delinquent Tax & Lien Collections	834,459.65	School Taxes in Municipal Budget	
Assessment of Taxes	5,000.00	Business Personalty Replacement Taxes	335,207.84	County Taxes	3,790,035.05
Collection of Taxes	247,986.00	Taxes from Public Utilities	3,866,984.00	County Library Taxes	231,257.04
Planning, Housing & Development	69,612.00	Other Miscellaneous Tax Revenues		Local Municipal Purpose Taxes	2,365,591.00
Human Resources	151,050.29	State Aid Revenues	591,168.00	Veteran & Senior Citizen Taxes	83,150.00
Elections		Federal Aid Revenues		Total Taxes for Rate Computation	13,881,704.09
General Administration (other)	1,152,743.00	State and Local Fiscal Assistance Act Utilized		Special District Taxes	
JUDICIARY		Sale of Acquired Property		Bank Corp. Taxes	
Municipal Courts	125,020.00	Other Miscellaneous Revenues	1,644,499.01	Added and Omitted Taxes	780,213.83
PUBLIC SAFETY				Total Taxes Levied - ABSTRACT	14,578,767.92
Fire Protection	42,690.00	Prior Years Surplus Appropriated	1,388,851.00	Total Taxes Billed	15,077,677.13
Police Protection	2,123,430.00	REVENUES TOTAL	22,014,534.94	1991 TAXES COLLECTED	13,353,365.44
Civil Defense & Disaster Control	1,200.00	Reserve For Uncollected Taxes	966,000.03	1991 Taxes Cancelled, Abated or Adjusted	560,090.14
Environmental Inspection & Control	314,298.00			Transfer to Tax Title Liens or Foreclosed	36,794.77
Other Public Safety		CAPITAL OUTLAY TOTAL	2,859,545.99	Balance Outstanding Dec. 31, 1991	1,127,426.78
PUBLIC WORKS				PRIOR YEARS TAXES OUTSTANDING	
Streets and Drainage	766,033.00	Public Enterprises	2,196,568.37	Balance January 1, 1991	739,534.55
Sewers and Sewage Processing	16,400.00	Recreation-Culture	17,960.00	Collected in 1991	637,667.35
Garbage and Trash Disposal	565,130.00	Public Works	52,693.45	Cancelled, Abated or Adjusted 1991	28,156.25
Public Buildings and Grounds	300,742.00	Buildings and Grounds	592,324.17	Transfers to Tax Title Liens or Foreclosed	5,278.03
Other Public Works	119,576.00	Library and Education		Balance December 31, 1991	68,432.92
HEALTH and WELFARE		Conservation		TAX TITLE LIENS OUTSTANDING	
Health Services Except Environmental		All Other		Balance January 1, 1991	249,918.92
Welfare-Public Assistance	5,000.00			Transfer From Taxes	43,447.07
Hospital, Clinics, First Aid		CAPITAL DEBT AUTHORIZED, DECEMBER 31, 1991		Redeemed in 1991	196,792.30
Animal, Insect, & Rodent Control		ISSUED AND UNISSUED		Cancelled, Abated or Adjusted (1991)	
Other Welfare Services	33,599.00	School	905,000	Transfers to Foreclosed Property	
RECREATION and CONSERVATION		Self-Liquidating	13,662,764	Balance December 31, 1991	96,573.69
Beaches and Boardwalks		Other	7,592,246	PROPERTY ACQUIRED BY DEED OR	
Parks, Playgrounds, Shade Trees	41,899.00	Total	22,160,010	FORECLOSURE	
Land Reclamation & Conservation	300.00			Balance January 1, 1991	411,800.50
Other Recreational Services	225,298.00	ISSUED AND OUTSTANDING		Transfers From Taxes or Liens	
EDUCATION (excluding schools)		School	430,000.00	Sale for Cash (1991)	
Libraries	2,500.00	Self-Liquidating	2,928,000.00	Cancelled, Abated or Adjusted (1991)	
Other Educational Services		Other	5,402,000.00	Balance December 31, 1991	411,800.50
STATUTORY EXPENDITURES		Total	8,760,000.00	CURRENT FINANCES DECEMBER 31, 1991	
Pensions & F. I. C. A.	740,437.05	EQUALIZED VALUATION BASIS		ASSETS	
Employee Fringe Benefits	534,597.00	FOR NET DEBT COMPUTATION	651,048,781	Cash Dec. 31, 1991	4,872,212.36
Other Statutory Expenditures	8,000.00	REAL PROPERTY VALUATIONS		Taxes Receivable	1,195,859.70
CETA And Other Public Employment Programs		Code Class # of Parcels % VAL'N		Tax Title Liens	96,573.69
MUNICIPAL FUNCTIONS		1 Vacant Land 1287 9.31	63,853,600.00	Foreclosed Property	411,800.50
CAPITAL IMPROVEMENTS	75,000.00	2 Residential 3112 42.97	294,775,700.00	Emergencies & Other Deferred Charges	
DEBT SERVICE		3 Farm 99 .71	4,850,658.00	State and Federal Aid Receivable	
Principal Payments	600,000.00	4a Commercial 152 25.67	176,083,300.00	Other Receivables	105,493.48
Interest Payments	415,176.89	4b Industrial 47 15.44	105,919,200.00	Total	6,681,939.73
		4c Apartments 8 5.92	40,592,000.00	LIABILITIES, RESERVES, AND SURPLUS	
		Total 4705	686,073,458.00	Cash Liabilities	2,802,247.53
DEFERRED CHARGES	7,617.63	Land Area 14.20 Sq. Miles		Reserves for Receivables	1,809,727.37
SCHOOL, COUNTY, SPECIAL DISTRICT TAXES	11,432,963.09	Net Valuation Taxable-Municipal	690,032,013	Surplus Dec. 31, 1991	2,069,964.83
RESERVE FOR UNCOLLECTED TAXES	966,000.03	Net Valuation Taxable-County	691,213,720	Total	6,681,939.73
EXPENDITURES	21,423,806.98	State Equalized Valuation	731,579,149		
		State Equalization Ratio	94.29		

1403

Population 1980 7,616
 Population 1990 7,392
 S & P Rating BBB+
 Moody Rating A

General Tax Rate Per \$100.

3.65

State Equalized Tax Rate

2.40

BUTLER BOROUGH - MORRIS COUNTY
 Form of Government
 Borough Council
 Number of Members - 6

PER CAPITA:

Gross Debt 1,133.07
 Net Debt 734.32
 Debt Service 77.12
 Total Tax Levy 1,422.08
 Municipal Expenditures 781.47

PER CENT:

Gross Debt 1.88
 Net Debt 1.22
 Tax Levy Collected 95.66
 Tax Levy Cancelled, Abated or Adjusted 2.8

EXPENDITURES		REVENUES-REALIZED		1991 PROPERTY TAX	
GENERAL GOVERNMENT				STATE EQUALIZED TAX RATE	
Governing Body & Public Boards		1991 Property Taxes Collected	10,073,964.55	Local District School Taxes	1.59 6,963,905.00
Municipal Clerk		1991 Payments in Lieu of Taxes		Regional & Consolidated School Tax	
Financial Administration		Delinquent Tax & Lien Collections	257,419.61	School Taxes in Municipal Budget	
Assessment of Taxes	31,241.00	Business Personalty Replacement Taxes	173,768.44	County Taxes	.28 1,224,682.90
Collection of Taxes	24,417.00	Taxes from Public Utilities	891,810.00	County Library Taxes	
Planning, Housing & Development	53,661.00	Other Miscellaneous Tax Revenues		Local Municipal Purpose Taxes	.53 2,314,178.00
Human Resources	6,290.00	State Aid Revenues	363,304.59	Veteran & Senior Citizen Taxes	61,500.00
Elections		Federal Aid Revenues		Total Taxes for Rate Computation	2.40 10,564,265.90
General Administration (other)	313,480.00	State and Local Fiscal Assistance Act Utilized		Special District Taxes	
JUDICIARY		Sale of Acquired Property		Bank Corp. Taxes	
Municipal Courts	44,649.00	Other Miscellaneous Revenues	1,908,516.77	Added and Omitted Taxes	9,231.19
PUBLIC SAFETY		Total	13,673,783.96	Total Taxes Levied - ABSTRACT	10,511,997.09
Fire Protection	92,053.00	Prior Years Surplus Appropriated	200,000.00	Total Taxes Billed	10,532,887.80
Police Protection	938,271.00	REVENUES TOTAL	13,873,783.96	1991 TAXES COLLECTED	10,078,964.55
Civil Defense & Disaster Control	4,600.00	Reserve For Uncollected Taxes	530,090.00	1991 Taxes Cancelled, Abated or Adjusted	29,318.42
Environmental Inspection & Control	50,176.00	CAPITAL OUTLAY TOTAL	1,560,981.02	Transfer to Tax Title Liens or Foreclosed	34,824.65
Other Public Safety				Balance Outstanding Dec. 31, 1991	392,780.18
PUBLIC WORKS				PRIOR YEARS TAXES OUTSTANDING	
Streets and Drainage	353,719.00	Public Enterprises	747,045.57	Balance January 1, 1991	321,776.36
Sewers and Sewage Processing	1,135,065.00	Recreation-Culture	42.50	Collected in 1991	254,898.60
Garbage and Trash Disposal	753,934.00	Public Works	14,066.24	Cancelled, Abated or Adjusted 1991	651.99
Public Buildings and Grounds	46,726.00	Buildings and Grounds	799,826.71	Transfers to Tax Title Liens or Foreclosed	32,636.50
Other Public Works		Library and Education		Balance December 31, 1991	33,539.27
HEALTH and WELFARE		Conservation		TAX TITLE LIENS OUTSTANDING	
Health Services Except Environmental	79,539.60	All Other		Balance January 1, 1991	2,727.57
Welfare-Public Assistance	2,000.00	CAPITAL DEBT AUTHORIZED, DECEMBER 31, 1991		Transfer From Taxes	72,564.01
Hospital, Clinics, First Aid		ISSUED AND UNISSUED		Redeemed in 1991	2,521.01
Animal, Insect, & Rodent Control	4,000.00	GROSS DEBT		Cancelled, Abated or Adjusted (1991)	
Other Welfare Services		School	123,000.00	Transfers to Foreclosed Property	
RECREATION and CONSERVATION		Self-Liquidating	4,246,918.38	Balance December 31, 1991	72,770.57
Beaches and Boardwalks		Other	4,005,725.00	PROPERTY ACQUIRED BY DEED OR FORECLOSURE	
Parks, Playgrounds, Shade Trees	525.00	Total	8,375,643.38	Balance January 1, 1991	17,000.00
Land Reclamation & Conservation	12,773.00	ISSUED AND OUTSTANDING		Transfers From Taxes or Liens	
Other Recreational Services	88,513.63	School	123,000.00	Sale for Cash (1991)	
EDUCATION (excluding schools)		Self-Liquidating	3,559,450.00	Cancelled, Abated or Adjusted (1991)	
Libraries	151,016.00	Other	3,042,325.00	Balance December 31, 1991	17,000.00
Other Educational Services		Total	6,724,775.00	CURRENT FINANCES DECEMBER 31, 1991	
STATUTORY EXPENDITURES		EQUALIZED VALUATION BASIS		ASSETS	
Pensions & F. L. C. A.	211,109.00	FOR NET DEBT COMPUTATION	444,758,751	Cash Dec. 31, 1991	1,325,845.41
Employee Fringe Benefits	273,638.00	REAL PROPERTY VALUATIONS		Taxes Receivable	426,319.45
Other Statutory Expenditures		Code Class # of Parcels % VAL'N		Tax Title Liens	72,770.57
CETA And Other Public Employment Programs		1 Vacant Land 121 2.28	6,549,900.00	Foreclosed Property	17,000.00
MUNICIPAL FUNCTIONS TOTAL	4,671,420.23	2 Residential 2003 76.15	219,036,300.00	Emergencies & Other Deferred Charges	
CAPITAL IMPROVEMENTS *MEMO*	32,000.00	3 Farm		State and Federal Aid Receivable	13,717.67
DEBT SERVICE		4a Commercial 125 12.57	36,166,700.00	Other Receivables	302,907.94
Principal Payments	380,400.00	4b Industrial 22 6.24	17,937,500.00	Total	2,158,561.04
Interest Payments	139,599.43	4c Apartments 7 2.76	7,935,200.00	LIABILITIES, RESERVES, AND SURPLUS	
		Total 2273	287,625,600.00	Cash Liabilities	1,091,565.49
DEFERRED CHARGES	5,000.00	Land Area 1.97 Sq. Miles		Reserves for Receivables	818,997.96
SCHOOL, COUNTY, SPECIAL DISTRICT TAXES	8,133,537.90	Net Valuation Taxable-Municipal	288,401,551	Surplus Dec. 31, 1991	247,997.59
RESERVE FOR UNCOLLECTED TAXES	530,090.00	Net Valuation Taxable-County	459,089,996	Total	2,158,561.04
EXPENDITURES TOTAL	13,965,177.61	State Equalized Valuation	438,295,878		
		State Equalization Ratio	65.74		

1904
Population 1980 7,502
Population 1990 8,048
S & P Rating
Moody Rating

General Tax Rate Per \$100. 3.69
State Equalized Tax Rate 2.29

BYRAM TOWNSHIP - SUSSEX COUNTY
Form of Government
Council-Manager Plan B (OMCL 50)
Number of Members - 5

PER CAPITA:
Gross Debt 470.56
Net Debt 198.64
Debt Service 23.52
Total Tax Levy 1,377.70
Municipal Expenditures 545.17
PER CENT:
Gross Debt .77
Net Debt .32
Tax Levy Collected 94.86
Tax Levy Cancelled, Abated or Adjusted .02

EXPENDITURES		REVENUES-REALIZED		1991 PROPERTY TAX	
GENERAL GOVERNMENT		1991 Property Taxes Collected		STATE EQUALIZED TAX RATE	
Governing Body & Public Boards			10,537,762.34	Local District School Taxes	.74 3,588,785.50
Municipal Clerk		1991 Payments in Lieu of Taxes		Regional & Consolidated School Tax	.55 2,646,255.91
Financial Administration	32,450.78	Delinquent Tax & Lien Collections	440,839.02	School Taxes in Municipal Budget	
Assessment of Taxes	33,144.00	Business Personalty Replacement Taxes	31,666.60	County Taxes	.38 * 1,819,859.33
Collection of Taxes	74,644.00	Taxes from Public Utilities	328,813.00	County Library Taxes	.03 132,152.67
Planning, Housing & Development	40,316.00	Other Miscellaneous Tax Revenues		Local Municipal Purpose Taxes	.59 2,851,102.20
Human Resources	108,370.24	State Aid Revenues	403,747.27	Veteran & Senior Citizen Taxes	
Elections	11,390.00	Federal Aid Revenues	3,864.77	Total Taxes for Rate Computation	2.29 11,082,855.61
General Administration (other)	553,816.95	State and Local Fiscal Assistance Act Utilized		Special District Taxes	
JUDICIARY		Sale of Acquired Property		Bank Corp. Taxes	
Municipal Courts	54,232.73	Other Miscellaneous Revenues	372,137.90	Added and Omitted Taxes	49,540.35
PUBLIC SAFETY		Total	12,127,830.90	Total Taxes Levied - ABSTRACT	11,087,695.96
Fire Protection	73,085.00	Prior Years Surplus Appropriated	72,000.00	Total Taxes Billed	11,108,456.15
Police Protection	692,832.00	REVENUES TOTAL	12,199,830.90	1991 TAXES COLLECTED	
Civil Defense & Disaster Control	3,941.00	Reserve For Uncollected Taxes	570,500.00	1991 Taxes Cancelled, Abated or Adjusted	2,077.47
Environmental Inspection & Control	68,373.00	CAPITAL OUTLAY TOTAL	231,171.09	Transfer to Tax Title Liens or Foreclosed	63,268.74
Other Public Safety				Balance Outstanding Dec. 31, 1991	505,347.60
PUBLIC WORKS				PRIOR YEARS TAXES OUTSTANDING	
Streets and Drainage	571,743.40	Public Enterprises		Balance January 1, 1991	481,820.73
Sewers and Sewage Processing		Recreation--Culture		Collected in 1991	438,396.29
Garbage and Trash Disposal	580,196.00	Public Works		Cancelled, Abated or Adjusted 1991	3,775.99
Public Buildings and Grounds	9,375.00	Buildings and Grounds	231,171.09	Transfers to Tax Title Liens or Foreclosed	31,791.20
Other Public Works	39,873.86	Library and Education		Balance December 31, 1991	7,857.25
HEALTH and WELFARE		Conservation		TAX TITLE LIENS OUTSTANDING	
Health Services Except Environmental	1,000.00	All Other		Balance January 1, 1991	132,421.01
Welfare-Public Assistance	499.00	CAPITAL DEBT AUTHORIZED, DECEMBER 31, 1991		Transfer From Taxes	101,883.53
Hospital, Clinics, First Aid		ISSUED AND UNISSUED		Redeemed in 1991	11,442.73
Animal, Insect, & Rodent Control	32,628.00	School	2,188,451	Cancelled, Abated or Adjusted (1991)	383.80
Other Welfare Services		Self-Liquidating		Transfers to Foreclosed Property	1,094.21
RECREATION and CONSERVATION		Other	1,598,623	Balance December 31, 1991	221,383.80
Beaches and Boardwalks		Total	3,787,074	PROPERTY ACQUIRED BY DEED OR FORECLOSURE	
Parks, Playgrounds, Shade Trees	17,724.03	ISSUED AND OUTSTANDING		Balance January 1, 1991	148,205.79
Land Reclamation & Conservation	18,843.00	School	2,188,451.20	Transfers From Taxes or Liens	1,094.21
Other Recreational Services	12,350.74	Self-Liquidating		Sale for Cash (1991)	
EDUCATION (excluding schools)		Other	561,000.00	Cancelled, Abated or Adjusted (1991)	
Libraries		Total	2,749,451.20	Balance December 31, 1991	149,300.00
Other Educational Services		EQUALIZED VALUATION BASIS		CURRENT FINANCES DECEMBER 31, 1991	
STATUTORY EXPENDITURES		FOR NET DEBT COMPUTATION	492,795,478	ASSETS	
Pensions & F. I. C. A.	245,936.00	REAL PROPERTY VALUATIONS		Cash Dec. 31, 1991	1,364,114.52
Employee Fringe Benefits	236,845.97	Code Class # of Parcels % VAL'N ASSESSED VALUATION		Taxes Receivable	513,204.85
Other Statutory Expenditures		1 Vacant Land 834 5.01 14,955,500.00		Tax Title Liens	221,383.80
CETA And Other Public Employment Programs		2 Residential 2873 87.16 260,411,800.00		Foreclosed Property	149,300.00
MUNICIPAL FUNCTIONS TOTAL	3,564,160.70	3 Farm 131 1.07 3,202,400.00		Emergencies & Other Deferred Charges	7,158.00
CAPITAL IMPROVEMENTS *MEMO*	10,000.00	4a Commercial 99 6.13 18,314,100.00		State and Federal Aid Receivable	16,803.99
DEBT SERVICE		4b Industrial 10 .53 1,576,200.00		Other Receivables	16,309.05
Principal Payments	176,530.00	4c Apartments 2 .10 310,200.00		Total	2,288,274.21
Interest Payments	12,786.00	Total 3949 298,770,200.00		LIABILITIES, RESERVES, AND SURPLUS	
DEFERRED CHARGES	63,579.00	Land Area 20.60 Sq. Miles		Cash Liabilities	858,058.32
SCHOOL, COUNTY, SPECIAL DISTRICT TAXES	8,137,053.41	Net Valuation Taxable-Municipal	299,699,615	Reserves for Receivables	900,197.70
RESERVE FOR UNCOLLECTED TAXES	570,500.00	Net Valuation Taxable-County	504,627,038	Surplus Dec. 31, 1991	530,018.19
EXPENDITURES TOTAL	12,574,579.11	State Equalized Valuation	422,118,334	Total	2,288,274.21
		State Equalization Ratio	62.09		

0703
Population 1980 7,626
Population 1990 7,549
S & P Rating
Moody Rating A

General Tax Rate Per \$100. 9.59
State Equalized Tax Rate 2.12

CALDWELL BORO. TWP. - ESSEX COUNTY
Form of Government
Borough Council
Number of Members - 6

PER CAPITA:
Gross Debt 4,440.91
Net Debt 581.07
Debt Service 57.83
Total Tax Levy 1,383.80
Municipal Expenditures 754.21
PER CENT:
Gross Debt 6.92
Net Debt .90
Tax Levy Collected 97.72
Tax Levy Cancelled, Abated or Adjusted .47

EXPENDITURES		REVENUES-REALIZED		1991 PROPERTY TAX	
GENERAL GOVERNMENT				STATE EQUALIZED TAX RATE	
Governing Body & Public Boards		1991 Property Taxes Collected	10,216,952.12	Local District School Taxes	
Municipal Clerk		1991 Payments in Lieu of Taxes	94,309.36	Regional & Consolidated School Tax	1.00 4,935,997.52
Financial Administration	91,022.00	Delinquent Tax & Lien Collections	186,994.34	School Taxes in Municipal Budget	
Assessment of Taxes	31,634.36	Business Personality Replacement Taxes	123,074.36	County Taxes	.57 2,815,736.59
Collection of Taxes	36,354.00	Taxes from Public Utilities	498,807.00	County Library Taxes	
Planning, Housing & Development	10,468.25	Other Miscellaneous Tax Revenues		Local Municipal Purpose Taxes	.54 2,678,969.00
Human Resources	174,934.00	State Aid Revenues	1,096,134.16	Veteran & Senior Citizen Taxes	
Elections	2,826.45	Federal Aid Revenues		Total Taxes for Rate Computation	2.11 10,471,153.11
General Administration (other)	477,182.27	State and Local Fiscal Assistance Act Utilized		Special District Taxes	
JUDICIARY		State and Local Fiscal Assistance Act Utilized		Bank Corp. Taxes	
Municipal Courts	91,517.00	Sale of Acquired Property		Added and Omitted Taxes	15,637.40
PUBLIC SAFETY		Other Miscellaneous Revenues	963,268.18	Total Taxes Levied - ABSTRACT	10,446,340.51
Fire Protection	61,412.42	Total	13,179,539.52	Total Taxes Billed	10,455,800.49
Police Protection	1,087,373.53	Prior Years Surplus Appropriated	247,150.00	1991 TAXES COLLECTED	10,216,952.12
Civil Defense & Disaster Control	2,525.00	REVENUES TOTAL	13,426,689.52	1991 Taxes Cancelled, Abated or Adjusted	45,570.71
Environmental Inspection & Control	55,078.00	Reserve For Uncollected Taxes	277,000.00	Transfer to Tax Title Liens or Foreclosed	22,593.38
Other Public Safety		CAPITAL OUTLAY TOTAL	2,128,425.69	Balance Outstanding Dec. 31, 1991	166,684.28
PUBLIC WORKS				PRIOR YEARS TAXES OUTSTANDING	
Streets and Drainage	435,947.00	Public Enterprises		Balance January 1, 1991	177,843.90
Sewers and Sewage Processing	853,417.00	Recreation-Culture		Collected in 1991	175,577.05
Garbage and Trash Disposal	346,000.00	Public Works	7,118.43	Cancelled, Abated or Adjusted 1991	
Public Buildings and Grounds	118,118.91	Buildings and Grounds	136,007.44	Transfers to Tax Title Liens or Foreclosed	1,524.60
Other Public Works		Library and Education		Balance December 31, 1991	742.25
HEALTH and WELFARE		Conservation		TAX TITLE LIENS OUTSTANDING	
Health Services Except Environmental	92,608.81	All Other		Balance January 1, 1991	32,454.12
Welfare-Public Assistance	26,190.00			Transfer From Taxes	24,334.19
Hospital, Clinics, First Aid	500.00	CAPITAL DEBT AUTHORIZED, DECEMBER 31, 1991		Redeemed in 1991	11,417.29
Animal, Insect, & Rodent Control	6,446.00	ISSUED AND UNISSUED		Cancelled, Abated or Adjusted (1991)	
Other Welfare Services		School	1,028,657	Transfers to Foreclosed Property	
RECREATION and CONSERVATION		Self-Liquidating	29,680,001	Balance December 31, 1991	45,371.02
Beaches and Boardwalks	1,141.00	Other	2,815,783	PROPERTY ACQUIRED BY DEED OR FORECLOSURE	
Parks, Playgrounds, Shade Trees	18,550.00	Total	33,524,441	Balance January 1, 1991	
Land Reclamation & Conservation	680.00	ISSUED AND OUTSTANDING		Transfers From Taxes or Liens	
Other Recreational Services	222,944.00	School	1,028,657.20	Sale for Cash (1991)	
EDUCATION (excluding schools)		Self-Liquidating	22,018,662.17	Cancelled, Abated or Adjusted (1991)	
Libraries	172,939.00	Other	2,593,983.00	Balance December 31, 1991	
Other Educational Services		Total	25,641,302.37	CURRENT FINANCES DECEMBER 31, 1991	
STATUTORY EXPENDITURES		EQUALIZED VALUATION BASIS		ASSETS	
Pensions & F. L. C. A.	277,878.00	FOR NET DEBT COMPUTATION	484,762,636	Cash Dec. 31, 1991	576,800.63
Employee Fringe Benefits	284,244.00	REAL PROPERTY VALUATIONS		Taxes Receivable	167,426.53
Other Statutory Expenditures		Code Class # of Parcels % VAL'N ASSESSED VALUATION		Tax Title Liens	45,371.02
CETA And Other Public Employment Programs		1 Vacant Land 59 .64 682,800.00		Foreclosed Property	
MUNICIPAL FUNCTIONS TOTAL	4,979,981.00	2 Residential 1765 72.47 77,548,700.00		Emergencies & Other Deferred Charges	
CAPITAL IMPROVEMENTS *MEMO*	7,250.00	3 Farm 185 17.05 18,246,400.00		State and Federal Aid Receivable	136,889.83
DEBT SERVICE		4a Commercial 22 9.35 10,535,600.00		Other Receivables	48,321.80
Principal Payments	212,000.00	4b Industrial 2031 107,013,500.00		Total	974,809.81
Interest Payments	224,573.98			LIABILITIES, RESERVES, AND SURPLUS	
DEFERRED CHARGES		Land Area 1.20 Sq. Miles		Cash Liabilities	429,261.74
SCHOOL, COUNTY, SPECIAL DISTRICT TAXES	7,751,734.11	Net Valuation Taxable-Municipal	108,865,100	Reserves for Receivables	261,119.35
RESERVE FOR UNCOLLECTED TAXES	277,000.00	Net Valuation Taxable-County	484,441,060	Surplus Dec. 31, 1991	284,428.72
EXPENDITURES TOTAL	13,445,289.09	State Equalized Valuation	485,637,766	Total	974,809.81
		State Equalization Ratio	22.12		

1004
Population 1980 1,023
Population 1990 1,073
S & P Rating
Moody Rating

General Tax Rate Per \$100.
2.11
State Equalized Tax Rate
2.03

CALIFON BOROUGH - HUNTERDON CO.
Form of Government
Borough Council
Number of Members - 6

PER CAPITA:
Gross Debt 71.52
Net Debt 20.04
Debt Service 19.07
Total Tax Levy 1,441.40
Municipal Expenditures 489.06
PER CENT:
Gross Debt .10
Net Debt .03
Tax Levy Collected 95.53
Tax Levy Cancelled, Abated or Adjusted .26

EXPENDITURES		REVENUES-REALIZED		1991 PROPERTY TAX	
GENERAL GOVERNMENT				STATE EQUALIZED TAX RATE	
Governing Body & Public Boards		1991 Property Taxes Collected	1,480,422.75	Local District School Taxes	771,519.48
Municipal Clerk		1991 Payments in Lieu of Taxes		Regional & Consolidated School Tax	341,445.42
Financial Administration	16,948.00	Delinquent Tax & Lien Collections	48,960.75	School Taxes in Municipal Budget	
Assessment of Taxes	10,165.00	Business Personalty Replacement Taxes	13,530.16	County Taxes	206,432.68
Collection of Taxes	10,803.00	Taxes from Public Utilities	69,570.00	County Library Taxes	16,571.59
Planning, Housing & Development	8,938.00	Other Miscellaneous Tax Revenues		Local Municipal Purpose Taxes	207,845.26
Human Resources	4,631.00	State Aid Revenues	61,274.68	Veteran & Senior Citizen Taxes	10,550.00
Elections		Federal Aid Revenues		Total Taxes for Rate Computation	1,554,364.43
General Administration (other)	95,588.00	State and Local Fiscal Assistance Act Utilized		Special District Taxes	
JUDICIARY		Sale of Acquired Property		Bank Corp. Taxes	
Municipal Courts	22,100.00	Other Miscellaneous Revenues	51,180.66	Added and Omitted Taxes	2,807.28
PUBLIC SAFETY		Total	1,724,939.00	Total Taxes Levied - ABSTRACT	1,546,621.71
Fire Protection	23,011.68	Prior Years Surplus Appropriated	116,855.11	Total Taxes Billed	1,549,654.56
Police Protection	78,850.00	REVENUES TOTAL	1,841,794.11	1991 TAXES COLLECTED	1,480,422.75
Civil Defense & Disaster Control	800.00	Reserve For Uncollected Taxes	100,234.00	1991 Taxes Cancelled, Abated or Adjusted	4,012.72
Environmental Inspection & Control		CAPITAL OUTLAY TOTAL	5,000.00	Transfer to Tax Title Liens or Foreclosed	
Other Public Safety				Balance Outstanding Dec. 31, 1991	65,219.09
PUBLIC WORKS				PRIOR YEARS TAXES OUTSTANDING	
Streets and Drainage	55,500.00	Public Enterprises		Balance January 1, 1991	49,203.62
Sewers and Sewage Processing	5,100.00	Recreation-Culture	5,000.00	Collected in 1991	48,960.75
Garbage and Trash Disposal	6,000.00	Public Works		Cancelled, Abated or Adjusted 1991	242.87
Public Buildings and Grounds	22,000.00	Buildings and Grounds		Transfers to Tax Title Liens or Foreclosed	
Other Public Works		Library and Education		Balance December 31, 1991	
HEALTH and WELFARE		Conservation		TAX TITLE LIENS OUTSTANDING	
Health Services Except Environmental	2,123.00	All Other		Balance January 1, 1991	
Welfare-Public Assistance	1,205.00	CAPITAL DEBT AUTHORIZED, DECEMBER 31, 1991		Transfer From Taxes	
Hospital, Clinics, First Aid		ISSUED AND UNISSUED		Redeemed in 1991	
Animal, Insect, & Rodent Control	850.00	School	55,239	Cancelled, Abated or Adjusted (1991)	
Other Welfare Services		Self-Liquidating		Transfers to Foreclosed Property	
RECREATION and CONSERVATION		Other	21,500	Balance December 31, 1991	
Beaches and Boardwalks		Total	76,739	PROPERTY ACQUIRED BY DEED OR FORECLOSURE	
Parks, Playgrounds, Shade Trees	100.00	ISSUED AND OUTSTANDING		Balance January 1, 1991	
Land Reclamation & Conservation	1,050.00	School	55,239.82	Transfers From Taxes or Liens	
Other Recreational Services	4,005.00	Self-Liquidating		Sale for Cash (1991)	
EDUCATION (excluding schools)		Other	21,500.00	Cancelled, Abated or Adjusted (1991)	
Libraries	100.00	Total	76,739.82	Balance December 31, 1991	
Other Educational Services	500.00	EQUALIZED VALUATION BASIS		CURRENT FINANCES DECEMBER 31, 1991	
STATUTORY EXPENDITURES		FOR NET DEBT COMPUTATION	76,934,381	ASSETS	
Pensions & F. L. C. A.	17,254.00	REAL PROPERTY VALUATIONS		Cash Dec. 31, 1991	341,631.93
Employee Fringe Benefits	8,400.00	Code Class # of Parcels % VAL'N		Taxes Receivable	65,219.09
Other Statutory Expenditures	1,000.00	1 Vacant Land 87 3.54	2,565,600.00	Tax Title Liens	
CETA And Other Public Employment Programs		2 Residential 376 81.91	59,429,700.00	Foreclosed Property	
MUNICIPAL FUNCTIONS TOTAL	397,021.68	3 Farm 21 .81	585,095.00	Emergencies & Other Deferred Charges	28,000.00
CAPITAL IMPROVEMENTS *MEMO*	5,000.00	4a Commercial 33 13.06	9,477,600.00	State and Federal Aid Receivable	
DEBT SERVICE		4b Industrial 3 .33	239,700.00	Other Receivables	6,848.30
Principal Payments	17,500.00	4c Apartments 2 .35	256,000.00	Total	441,699.32
Interest Payments	2,960.91	Total 522	72,553,695.00	LIABILITIES, RESERVES, AND SURPLUS	
DEFERRED CHARGES	7,042.53	Land Area .90 Sq. Miles		Cash Liabilities	180,905.60
SCHOOL, COUNTY, SPECIAL DISTRICT TAXES	1,335,969.17	Net Valuation Taxable-Municipal	73,312,667	Reserves for Receivables	72,067.39
RESERVE FOR UNCOLLECTED TAXES	100,234.00	Net Valuation Taxable-County	68,603,602	Surplus Dec. 31, 1991	188,726.33
EXPENDITURES TOTAL	1,860,728.29	State Equalized Valuation	76,022,141	Total	441,699.32
		State Equalization Ratio	96.40		

0408
 Population 1980 84,910
 Population 1990 87,492
 S & P Rating BBB-
 Moody Rating BAA

General Tax Rate Per \$100. 18.10
 State Equalized Tax Rate 4.81

CAMDEN CITY - CAMDEN COUNTY
 Form of Government
 Mayor-Council Plan B (OMCL 50)
 Number of Members - 7

PER CAPITA:
 Gross Debt 874.64
 Net Debt 607.91
 Debt Service 34.38
 Total Tax Levy 485.67
 Municipal Expenditures 967.45

PER CENT:
 Gross Debt 8.85
 Net Debt 6.15
 Tax Levy Collected 80.20
 Tax Levy Cancelled, Abated or Adjusted

EXPENDITURES		REVENUES-REALIZED		1991 PROPERTY TAX	
GENERAL GOVERNMENT				STATE EQUALIZED TAX RATE →	
Governing Body & Public Boards	606,064.00	1991 Property Taxes Collected	17,585,010.93	Local District School Taxes	1.95
Municipal Clerk	194,901.00	1991 Payments in Lieu of Taxes	901,565.24	Regional & Consolidated School Tax	
Financial Administration	1,596,409.50	Delinquent Tax & Lien Collections	48,032.96	School Taxes in Municipal Budget	
Assessment of Taxes	435,558.00	Business Personalty Replacement Taxes	3,052,369.70	County Taxes	.92
Collection of Taxes		Taxes from Public Utilities	5,431,408.00	County Library Taxes	
Planning, Housing & Development	4,132,306.32	Other Miscellaneous Tax Revenues		Local Municipal Purpose Taxes	1.94
Human Resources	5,988,031.00	State Aid Revenues	34,402,535.47	Veteran & Senior Citizen Taxes	
Elections	70,050.00	Federal Aid Revenues	136,000.00	Total Taxes for Rate Computation	4.81
General Administration (other)	8,045,837.62	State and Local Fiscal Assistance Act Utilized		Special District Taxes	
JUDICIARY		Sale of Acquired Property		Bank Corp. Taxes	
Municipal Courts	811,396.00	Other Miscellaneous Revenues	25,386,323.09	Added and Omitted Taxes	
PUBLIC SAFETY		Total	86,843,245.39	Total Taxes Levied - ABSTRACT	42,492,188.79
Fire Protection	13,781,847.00	Prior Years Surplus Appropriated		Total Taxes Billed	21,926,488.16
Police Protection	12,119,482.26	REVENUES TOTAL	86,843,245.39	1991 TAXES COLLECTED	17,585,010.93
Civil Defense & Disaster Control	30,999.00	Reserve For Uncollected Taxes	8,440,996.84	1991 Taxes Cancelled, Abated or Adjusted	952.84
Environmental Inspection & Control	1,334,920.00	CAPITAL OUTLAY	7,058,668.41	Transfer to Tax Title Liens or Foreclosed	1,376,586.03
Other Public Safety	35,577.00	Total		Balance Outstanding Dec. 31, 1991	2,963,938.36
PUBLIC WORKS		Public Enterprises	290,520.12	PRIOR YEARS TAXES OUTSTANDING	
Streets and Drainage	2,762,332.90	Recreation—Culture		Balance January 1, 1991	4,120,484.66
Sewers and Sewage Processing		Public Works		Collected in 1991	1,456,893.41
Garbage and Trash Disposal	7,800,000.00	Buildings and Grounds	6,768,148.29	Cancelled, Abated or Adjusted 1991	
Public Buildings and Grounds	1,615,489.00	Library and Education		Transfers to Tax Title Liens or Foreclosed	41,075.02
Other Public Works	270,701.00	Conservation		Balance December 31, 1991	2,622,516.23
HEALTH and WELFARE		All Other		TAX TITLE LIENS OUTSTANDING	
Health Services Except Environmental	96,318.00	CAPITAL DEBT AUTHORIZED, DECEMBER 31, 1991		Balance January 1, 1991	10,834,834.69
Welfare-Public Assistance	818,946.00	ISSUED AND UNISSUED		Transfer From Taxes	1,417,661.05
Hospital, Clinics, First Aid		School	20,399,000.00	Redeemed in 1991	1,383,928.47
Animal, Insect, & Rodent Control	59,400.00	Self-Liquidating	7,061,000.00	Cancelled, Abated or Adjusted (1991)	70,433.22
Other Welfare Services		Other	49,064,200.00	Transfers to Foreclosed Property	
RECREATION and CONSERVATION		Total	76,524,200.00	Balance December 31, 1991	10,798,134.05
Beaches and Boardwalks		ISSUED AND OUTSTANDING		PROPERTY ACQUIRED BY DEED OR FORECLOSURE	
Parks, Playgrounds, Shade Trees		School	20,399,000.00	Balance January 1, 1991	22,350,334.88
Land Reclamation & Conservation	41,579.00	Self-Liquidating		Transfers From Taxes or Liens	
Other Recreational Services	610,790.00	Other	12,133,000.00	Sale for Cash (1991)	206,070.00
EDUCATION (excluding schools)		Total	32,532,000.00	Cancelled, Abated or Adjusted (1991)	
Libraries	630,000.00	EQUALIZED VALUATION BASIS		Balance December 31, 1991	22,144,264.88
Other Educational Services		FOR NET DEBT COMPUTATION	865,103,057	CURRENT FINANCES DECEMBER 31, 1991	
STATUTORY EXPENDITURES		REAL PROPERTY VALUATIONS		ASSETS	
Pensions & F. I. C. A.	2,977,380.42	Code Class # of Parcels % VAL'N		Cash Dec. 31, 1991	800,629.26
Employee Fringe Benefits	5,141,000.00	1 Vacant Land 3516 2.00	4,367,925.00	Taxes Receivable	5,586,454.59
Other Statutory Expenditures		2 Residential 21352 58.72	128,530,706.00	Tax Title Liens	10,798,134.05
CETA And Other Public Employment Programs		3 Farm		Foreclosed Property	22,144,264.88
MUNICIPAL FUNCTIONS		4a Commercial 1626 22.26	48,733,399.00	Emergencies & Other Deferred Charges	35,016,111.06
TOTAL	72,007,315.02	4b Industrial 143 12.36	27,048,577.00	State and Federal Aid Receivable	1,105,650.43
CAPITAL IMPROVEMENTS	100,000.00	4c Apartments 138 4.67	10,218,215.00	Other Receivables	3,011,472.81
DEBT SERVICE		Total	218,898,822.00	Total	78,462,717.08
Principal Payments	1,260,000.00	Land Area 8.68 Sq. Miles		LIABILITIES, RESERVES, AND SURPLUS	
Interest Payments	1,747,600.18	Net Valuation Taxable-Municipal	234,777,399	Cash Liabilities	36,690,730.25
DEFERRED CHARGES		Net Valuation Taxable-County	970,284,247	Reserves for Receivables	41,540,326.33
SCHOOL, COUNTY, SPECIAL DISTRICT TAXES		State Equalized Valuation	439,142,866	Surplus Dec. 31, 1991	231,660.50
RESERVE FOR UNCOLLECTED TAXES		State Equalization Ratio	26.59	Total	78,462,717.08
EXPENDITURES					
TOTAL	110,037,025.82				

0502

Population 1980 4,853
 Population 1990 4,668
 S & P Rating
 Moody Rating AAA

General Tax Rate Per \$100.

1.81

State Equalized Tax Rate

1.40

CAPE MAY CITY - CAPE MAY COUNTY
 Form of Government
 Council-Manager (1923)
 Number of Members - 3

PER CAPITA:

Gross Debt 3,751.09
 Net Debt 2,527.75
 Debt Service 210.99
 Total Tax Levy 2,320.16
 Municipal Expenditures 1,599.14

PER CENT:

Gross Debt 2.41
 Net Debt 1.63
 Tax Levy Collected 93.84
 Tax Levy Cancelled, Abated or Adjusted .19

EXPENDITURES		REVENUES-REALIZED		1991 PROPERTY TAX	
GENERAL GOVERNMENT				STATE EQUALIZED TAX RATE	
Governing Body & Public Boards				Local District School Taxes	.20 1,539,919.00
Municipal Clerk	108,443.97	1991 Property Taxes Collected	10,215,091.47	Regional & Consolidated School Tax	.36 2,787,681.69
Financial Administration	66,577.02	1991 Payments in Lieu of Taxes	640.72	School Taxes in Municipal Budget	
Assessment of Taxes	239,934.00	Delinquent Tax & Lien Collections	877,009.92	County Taxes	.40 * 3,108,707.53
Collection of Taxes	52,678.19	Business Personalty Replacement Taxes	108,826.36	County Library Taxes	.03 195,009.63
Planning, Housing & Development	43,650.00	Taxes from Public Utilities	309,269.00	Local Municipal Purpose Taxes	.41 3,167,697.16
Human Resources	57,427.41	Other Miscellaneous Tax Revenues		Veteran & Senior Citizen Taxes	47,800.00
Elections		State Aid Revenues	484,528.91	Total Taxes for Rate Computation	1.40 10,826,815.01
General Administration (other)	536,567.63	Federal Aid Revenues		Special District Taxes	
JUDICIARY		State and Local Fiscal Assistance Act Utilized		Bank Corp. Taxes	
Municipal Courts	121,269.29	Sale of Acquired Property		Added and Omitted Taxes	51,489.87
PUBLIC SAFETY		Other Miscellaneous Revenues	2,369,591.35	Total Taxes Levied - ABSTRACT	10,830,504.88
Fire Protection	479,449.94	Total	14,364,957.73	Total Taxes Billed	10,886,165.17
Police Protection	1,034,335.52	Prior Years Surplus Appropriated	543,000.00	1991 TAXES COLLECTED	10,215,091.47
Civil Defense & Disaster Control	7,031.00	REVENUES TOTAL	14,907,957.73	1991 Taxes Cancelled, Abated or Adjusted	20,508.66
Environmental Inspection & Control	144,848.22	Reserve For Uncollected Taxes	1,105,380.12	Transfer to Tax Title Liens or Foreclosed	74,524.94
Other Public Safety		CAPITAL OUTLAY TOTAL	809,829.69	Balance Outstanding Dec. 31, 1991	576,040.10
PUBLIC WORKS				PRIOR YEARS TAXES OUTSTANDING	
Streets and Drainage	370,702.15	Public Enterprises	165,572.23	Balance January 1, 1991	812,336.77
Sewers and Sewage Processing	209,200.00	Recreation-Culture	147,628.31	Collected in 1991	676,190.70
Garbage and Trash Disposal	40,000.00	Public Works	51,442.25	Cancelled, Abated or Adjusted 1991	
Public Buildings and Grounds	463,163.72	Buildings and Grounds	445,186.90	Transfers to Tax Title Liens or Foreclosed	9,071.44
Other Public Works		Library and Education		Balance December 31, 1991	127,074.63
HEALTH and WELFARE		Conservation		TAX TITLE LIENS OUTSTANDING	
Health Services Except Environmental	6,230.00	All Other		Balance January 1, 1991	296,365.59
Welfare-Public Assistance	19,100.00			Transfer From Taxes	85,395.17
Hospital, Clinics, First Aid		CAPITAL DEBT AUTHORIZED, DECEMBER 31, 1991		Redeemed in 1991	200,819.22
Animal, Insect, & Rodent Control	6,000.00	ISSUED AND UNISSUED		Cancelled, Abated or Adjusted (1991)	
Other Welfare Services		School	639,510	Transfers to Foreclosed Property	
RECREATION and CONSERVATION		Self-Liquidating	5,071,026	Balance December 31, 1991	180,941.54
Beaches and Boardwalks	385,415.00	Other	11,799,550	PROPERTY ACQUIRED BY DEED OR	
Parks, Playgrounds, Shade Trees	10,650.00	Total	17,510,086	FORECLOSURE	
Land Reclamation & Conservation	3,800.00			Balance January 1, 1991	73,773.00
Other Recreational Services	8,500.00	ISSUED AND OUTSTANDING		Transfers From Taxes or Liens	
EDUCATION (excluding schools)		School	639,510.63	Sale for Cash (1991)	
Libraries	67,861.00	Self-Liquidating	5,054,776.38	Cancelled, Abated or Adjusted (1991)	
Other Educational Services	6,000.00	Other	9,213,180.47	Balance December 31, 1991	73,773.00
STATUTORY EXPENDITURES		Total	14,907,467.48	CURRENT FINANCES DECEMBER 31, 1991	
Pensions & F. L. C. A.	335,942.00	EQUALIZED VALUATION BASIS		ASSETS	
Employee Fringe Benefits	343,035.00	FOR NET DEBT COMPUTATION	725,896,790	Cash Dec. 31, 1991	2,379,422.34
Other Statutory Expenditures		REAL PROPERTY VALUATIONS		Taxes Receivable	703,114.73
CETA And Other Public Employment Programs		Code Class # of Parcels % VAL'N ASSESSED VALUATION		Tax Title Liens	180,941.54
MUNICIPAL FUNCTIONS TOTAL	5,217,811.06	1 Vacant Land 258 3.06 18,297,100.00		Foreclosed Property	73,773.00
CAPITAL IMPROVEMENTS *MEMO	50,000.00	2 Residential 2936 67.49 403,008,300.00		Emergencies & Other Deferred Charges	219,965.68
DEBT SERVICE		3 Farm		State and Federal Aid Receivable	
Principal Payments	493,783.79	4a Commercial 257 22.52 134,465,800.00		Other Receivables	5,226.24
Interest Payments	491,132.86	4b Industrial		Total	3,562,443.53
		4c Apartments 128 6.93 41,355,600.00		LIABILITIES, RESERVES, AND SURPLUS	
		Total 3579 597,126,800.00		Cash Liabilities	1,297,248.32
DEFERRED CHARGES	156,686.96	Land Area 2.54 Sq. Miles		Reserves for Receivables	963,055.51
SCHOOL, COUNTY, SPECIAL DISTRICT TAXES	7,631,317.85	Net Valuation Taxable-Municipal	598,600,846	Surplus Dec. 31, 1991	1,302,139.70
RESERVE FOR UNCOLLECTED TAXES	1,105,380.12	Net Valuation Taxable-County	775,900,349	Total	3,562,443.53
EXPENDITURES TOTAL	15,096,112.64	State Equalized Valuation	773,654,054		
		State Equalization Ratio	77.33		

*Includes County Health Service Taxes, County Vocational School Taxes, or County Open Space Tax. See Table 13.

0503

Population 1980 255
 Population 1990 248
 S & P Rating
 Moody Rating

General Tax Rate Per \$100.

1.17
 State Equalized Tax Rate
 .79

CAPE MAY POINT BORO. - CAPE MAY CO.
 Form of Government
 Commission (1911)
 Number of Members - 3

PER CAPITA:

Gross Debt 8,162.25
 Net Debt 809.88
 Debt Service
 Total Tax Levy 4,158.00
 Municipal Expenditures 2,414.27

PER CENT:

Gross Debt 1.61
 Net Debt .16
 Tax Levy Collected 95.28
 Tax Levy Cancelled, Abated or Adjusted .07

EXPENDITURES		REVENUES-REALIZED		1991 PROPERTY TAX	
GENERAL GOVERNMENT				STATE EQUALIZED TAX RATE .05	
Governing Body & Public Boards				Local District School Taxes 68,054.00	
Municipal Clerk	12,510.00	1991 Property Taxes Collected 986,870.27		Regional & Consolidated School Tax	
Financial Administration	33,000.00	1991 Payments in Lieu of Taxes 1,479.22		School Taxes in Municipal Budget	
Assessment of Taxes	11,050.00	Delinquent Tax & Lien Collections 50,795.49		County Taxes .41 *	
Collection of Taxes	8,200.00	Business Personalty Replacement Taxes 235.92		County Library Taxes .03	
Planning, Housing & Development	6,950.00	Taxes from Public Utilities 21,982.00		Local Municipal Purpose Taxes .29	
Human Resources	32,456.00	Other Miscellaneous Tax Revenues		Veteran & Senior Citizen Taxes	
Elections	1,450.00	State Aid Revenues 17,314.32		Total Taxes for Rate Computation .78	
General Administration (other)	80,000.00	Federal Aid Revenues		Special District Taxes	
JUDICIARY		State and Local Fiscal Assistance Act Utilized		Bank Corp. Taxes	
Municipal Courts	9,000.00	Sale of Acquired Property		Added and Omitted Taxes 4,113.59	
PUBLIC SAFETY		Other Miscellaneous Revenues 80,099.22		Total Taxes Levied - ABSTRACT 1,031,184.14	
Fire Protection	7,900.00	Total 1,158,776.44		Total Taxes Billed 1,035,752.65	
Police Protection	84,450.00	Prior Years Surplus Appropriated 79,500.00		1991 TAXES COLLECTED 986,870.27	
Civil Defense & Disaster Control	800.00	REVENUES TOTAL 1,238,276.44		1991 Taxes Cancelled, Abated or Adjusted 751.69	
Environmental Inspection & Control	24,350.00	Reserve For Uncollected Taxes 64,072.28		Transfer to Tax Title Liens or Foreclosed 902.64	
Other Public Safety		CAPITAL OUTLAY TOTAL 309,381.14		Balance Outstanding Dec. 31, 1991 47,228.05	
PUBLIC WORKS				PRIOR YEARS TAXES OUTSTANDING	
Streets and Drainage	18,400.00	Public Enterprises 138,869.00		Balance January 1, 1991 50,850.45	
Sewers and Sewage Processing	5,858.32	Recreation-Culture 170,245.10		Collected in 1991 49,837.88	
Garbage and Trash Disposal	63,000.00	Public Works 267.04		Cancelled, Abated or Adjusted 1991 85.31	
Public Buildings and Grounds	10,000.00	Buildings and Grounds		Transfers to Tax Title Liens or Foreclosed 2.14	
Other Public Works	14,000.00	Library and Education		Balance December 31, 1991 925.12	
HEALTH and WELFARE		Conservation		TAX TITLE LIENS OUTSTANDING	
Health Services Except Environmental	575.00	All Other		Balance January 1, 1991 35.43	
Welfare-Public Assistance	400.00	CAPITAL DEBT AUTHORIZED, DECEMBER 31, 1991		Transfer From Taxes 922.18	
Hospital, Clinics, First Aid	100.00	ISSUED AND UNISSUED GROSS DEBT NET DEBT		Redeemed in 1991 957.61	
Animal, Insect, & Rodent Control	250.00	School		Cancelled, Abated or Adjusted (1991)	
Other Welfare Services		Self-Liquidating 1,823,389		Transfers to Foreclosed Property	
RECREATION and CONSERVATION		Other 200,850		Balance December 31, 1991	
Beaches and Boardwalks	69,700.00	Total 2,024,239		PROPERTY ACQUIRED BY DEED OR FORECLOSURE	
Parks, Playgrounds, Shade Trees		ISSUED AND OUTSTANDING		Balance January 1, 1991 13,575.00	
Land Reclamation & Conservation	15,500.00	School		Transfers From Taxes or Liens	
Other Recreational Services		Self-Liquidating 1,430,289.30		Sale for Cash (1991)	
EDUCATION (excluding schools)		Other 190,400.00		Cancelled, Abated or Adjusted (1991)	
Libraries		Total 1,620,689.30		Balance December 31, 1991 13,575.00	
Other Educational Services		EQUALIZED VALUATION BASIS		CURRENT FINANCES DECEMBER 31, 1991	
STATUTORY EXPENDITURES		FOR NET DEBT COMPUTATION 125,479,960		ASSETS	
Pensions & F. L. C. A.	18,326.00	REAL PROPERTY VALUATIONS		Cash Dec. 31, 1991 292,039.04	
Employee Fringe Benefits		Code Class # of Parcels % VAL'N ASSESSED VALUATION		Taxes Receivable 48,153.17	
Other Statutory Expenditures		1 Vacant Land 132 10.58 9,321,200.00		Tax Title Liens	
CETA And Other Public Employment Programs		2 Residential 537 88.68 78,155,500.00		Foreclosed Property 13,575.00	
MUNICIPAL FUNCTIONS TOTAL 528,225.32		3 Farm 2 .75 658,500.00		Emergencies & Other Deferred Charges 25,600.00	
CAPITAL IMPROVEMENTS *MEMO* 15,000.00		4a Commercial 2 .75 658,500.00		State and Federal Aid Receivable	
DEBT SERVICE		4b Industrial		Other Receivables 371.71	
Principal Payments		4c Apartments		Total 379,738.92	
Interest Payments		Total 671 88,135,200.00		LIABILITIES, RESERVES, AND SURPLUS	
DEFERRED CHARGES 6,441.48		Land Area .30 Sq. Miles		Cash Liabilities 184,878.28	
SCHOOL, COUNTY, SPECIAL DISTRICT TAXES 643,563.71		Net Valuation Taxable-Municipal 88,170,005		Reserves for Receivables 62,099.88	
RESERVE FOR UNCOLLECTED TAXES 64,072.28		Net Valuation Taxable-County 134,806,977		Surplus Dec. 31, 1991 132,760.76	
EXPENDITURES TOTAL 1,242,302.79		State Equalized Valuation 131,032,427		Total 379,738.92	
		State Equalization Ratio 67.23			

*Includes County Health Service Taxes, County Vocational School Taxes, or County Open Space Tax. See Table 13.

0205
Population 1980 6,166
Population 1990 5,510
S & P Rating
Moody Rating A1

General Tax Rate Per \$100. 1.48
State Equalized Tax Rate 1.04

CARLSTADT BOROUGH - BERGEN COUNTY
Form of Government
Borough Council
Number of Members - 6

PER CAPITA:
Gross Debt 1,883.14
Net Debt 1,381.43
Debt Service 285.04
Total Tax Levy 2,903.54
Municipal Expenditures 1,706.11
PER CENT:
Gross Debt .64
Net Debt .47
Tax Levy Collected 91.42
Tox Levy Cancelled, Abated or Adjusted 3.87

EXPENDITURES		REVENUES-REALIZED		1991 PROPERTY TAX	
GENERAL GOVERNMENT				STATE EQUALIZED TAX RATE	
Governing Body & Public Boards	41,000.00	1991 Property Taxes Collected	14,722,089.00	Local District School Taxes .25	3,856,621.00
Municipal Clerk	79,147.00	1991 Payments in Lieu of Taxes		Regional & Consolidated School Tax .20	3,072,649.49
Financial Administration	94,019.00	Delinquent Tax & Lien Collections	520,699.00	School Taxes in Municipal Budget	
Assessment of Taxes	81,076.00	Business Personalty Replacement Taxes	349,440.00	County Taxes .24	3,666,607.36
Collection of Taxes	34,980.00	Taxes from Public Utilities	924,560.00	County Library Taxes	
Planning, Housing & Development	16,372.00	Other Miscellaneous Tax Revenues		Local Municipal Purpose Taxes .35	5,346,290.00
Human Resources	144,093.00	State Aid Revenues	952,648.00	Veteran & Senior Citizen Taxes	79,950.00
Elections	2,358.00	Federal Aid Revenues		Total Taxes for Rate Computation 1.04	16,022,117.85
General Administration (other)	566,642.00	State and Local Fiscal Assistance Act Utilized		Special District Taxes	
JUDICIARY		Sale of Acquired Property		Bank Corp. Taxes	
Municipal Courts	82,552.00	Other Miscellaneous Revenues	890,584.00	Added and Omitted Taxes	56,312.00
PUBLIC SAFETY		Total	18,360,020.00	Total Taxes Levied - ABSTRACT	15,998,479.85
Fire Protection	312,356.00	Prior Years Surplus Appropriated	1,049,000.00	Total Taxes Billed	16,104,431.00
Police Protection	1,832,269.00	REVENUES TOTAL	19,409,020.00	1991 TAXES COLLECTED	14,722,089.00
Civil Defense & Disaster Control	6,600.00	Reserve For Uncollected Taxes	1,242,887.00	1991 Taxes Cancelled, Abated or Adjusted	622,598.00
Environmental Inspection & Control	76,401.00	CAPITAL OUTLAY TOTAL	371,999.00	Transfer to Tax Title Liens or Foreclosed	82,597.00
Other Public Safety				Balance Outstanding Dec. 31, 1991	677,147.00
PUBLIC WORKS				PRIOR YEARS TAXES OUTSTANDING	
Streets and Drainage	209,163.00	Public Enterprises		Balance January 1, 1991	670,395.00
Sewers and Sewage Processing	637,625.00	Recreation-Culture	16,226.00	Collected in 1991	333,848.00
Garbage and Trash Disposal	691,044.00	Public Works	142,434.00	Cancelled, Abated or Adjusted 1991	130,630.00
Public Buildings and Grounds	173,610.00	Buildings and Grounds	213,339.00	Transfers to Tax Title Liens or Foreclosed	11,924.00
Other Public Works		Library and Education		Balance December 31, 1991	193,993.00
HEALTH and WELFARE		Conservation		TAX TITLE LIENS OUTSTANDING	
Health Services Except Environmental	39,332.00	All Other		Balance January 1, 1991	341,796.00
Welfare-Public Assistance	4,215.00	CAPITAL DEBT AUTHORIZED, DECEMBER 31, 1991		Transfer From Taxes	96,759.00
Hospital, Clinics, First Aid		ISSUED AND UNISSUED GROSS DEBT NET DEBT		Redeemed in 1991	186,851.00
Animal, Insect, & Rodent Control	4,407.00	School 418,183		Cancelled, Abated or Adjusted (1991)	
Other Welfare Services		Self-Liquidating		Transfers to Foreclosed Property	
RECREATION and CONSERVATION		Other 9,957,934	7,611,696	Balance December 31, 1991	251,704.00
Beaches and Boardwalks		Total 10,376,117	7,611,696	PROPERTY ACQUIRED BY DEED OR FORECLOSURE	
Parks, Playgrounds, Shade Trees		ISSUED AND OUTSTANDING		Balance January 1, 1991	300.00
Land Reclamation & Conservation		School	418,183.00	Transfers From Taxes or Liens	
Other Recreational Services	94,017.00	Self-Liquidating		Sale for Cash (1991)	
EDUCATION (excluding schools)		Other	9,732,871.00	Cancelled, Abated or Adjusted (1991)	
Libraries	433,501.00	Total	10,151,054.00	Balance December 31, 1991	300.00
Other Educational Services		EQUALIZED VALUATION BASIS		CURRENT FINANCES DECEMBER 31, 1991	
STATUTORY EXPENDITURES		FOR NET DEBT COMPUTATION	1,610,819,212	ASSETS	
Pensions & F. I. C. A.	388,937.00	REAL PROPERTY VALUATIONS		Cash Dec. 31, 1991	1,997,226.00
Employee Fringe Benefits	460,532.00	Code Class # of Parcels % VAL'N ASSESSED VALUATION		Taxes Receivable	871,140.00
Other Statutory Expenditures	8,500.00	1 Vacant Land 206 14.64 158,419,310.00		Tax Title Liens	251,704.00
CETA And Other Public Employment Programs		2 Residential 1501 20.01 216,522,600.00		Foreclosed Property	300.00
MUNICIPAL FUNCTIONS TOTAL 6,514,748.00		3 Farm 1 14,100.00		Emergencies & Other Deferred Charges	27,940.00
CAPITAL IMPROVEMENTS *MEMO*		4a Commercial 143 12.22 132,183,150.00		State and Federal Aid Receivable	26,261.00
DEBT SERVICE		4b Industrial 287 52.59 569,091,900.00		Other Receivables	41,864.00
Principal Payments	1,075,483.00	4c Apartments 15 .54 5,829,300.00		Total	3,216,435.00
Interest Payments	495,085.00	Total 2153 1,082,060,360.00		LIABILITIES, RESERVES, AND SURPLUS	
DEFERRED CHARGES	72,440.00	Land Area 4.20 Sq. Miles		Cash Liabilities	723,400.00
SCHOOL, COUNTY, SPECIAL DISTRICT TAXES	10,595,877.89	Net Valuation Taxable-Municipal	1,084,332,334	Reserves for Receivables	1,165,008.00
RESERVE FOR UNCOLLECTED TAXES	1,242,887.00	Net Valuation Taxable-County	1,701,600,492	Surplus Dec. 31, 1991	1,328,027.00
EXPENDITURES TOTAL 19,996,520.85		State Equalized Valuation	1,536,674,073	Total	3,216,435.00
		State Equalization Ratio	70.52		

1713

Population 1980 8,396
 Population 1990 8,443
 S & P Rating
 Moody Rating

General Tax Rate Per \$100.

7.12

State Equalized Tax Rate

2.18

CARNEYS POINT TWP. - SALEM COUNTY

Form of Government
 Township Committee
 Number of Members - 5

PER CAPITA:

Gross Debt 710.35
 Net Debt 167.67
 Debt Service 24.57
 Total Tax Levy 681.78
 Municipal Expenditures 548.89

PER CENT:

Gross Debt 2.48
 Net Debt .58
 Tax Levy Collected 87.48
 Tax Levy Cancelled, Abated or Adjusted 1.68

EXPENDITURES		REVENUES-REALIZED		1991 PROPERTY TAX	
GENERAL GOVERNMENT				STATE EQUALIZED TAX RATE	
Governing Body & Public Boards	39,982.59	1991 Property Taxes Collected		Local District School Taxes	
Municipal Clerk	37,395.00	1991 Payments in Lieu of Taxes		Regional & Consolidated School Tax	
Financial Administration	107,545.00	Delinquent Tax & Lien Collections		School Taxes in Municipal Budget	
Assessment of Taxes	174,501.00	Business Personalty Replacement Taxes		County Taxes	
Collection of Taxes	45,631.35	Taxes from Public Utilities		County Library Taxes	
Planning, Housing & Development	10,156.95	Other Miscellaneous Tax Revenues		Local Municipal Purpose Taxes	
Human Resources	160,222.31	State Aid Revenues		Veteran & Senior Citizen Taxes	
Elections		Federal Aid Revenues		Total Taxes for Rate Computation	
General Administration (other)	304,562.66	State and Local Fiscal Assistance Act Utilized		Special District Taxes	
JUDICIARY		Sale of Acquired Property		Bank Corp. Taxes	
Municipal Courts	131,543.12	Other Miscellaneous Revenues		Added and Omitted Taxes	
PUBLIC SAFETY		Total		Total Taxes Levied - ABSTRACT	
Fire Protection	84,660.70	Prior Years Surplus Appropriated		Total Taxes Billed	
Police Protection	1,055,699.47	REVENUES		1991 TAXES COLLECTED	
Civil Defense & Disaster Control	15,939.02	Reserve For Uncollected Taxes		1991 Taxes Cancelled, Abated or Adjusted	
Environmental Inspection & Control	20,800.00	CAPITAL OUTLAY		Transfer to Tax Title Liens or Foreclosed	
Other Public Safety		TOTAL		Balance Outstanding Dec. 31, 1991	
PUBLIC WORKS				PRIOR YEARS TAXES OUTSTANDING	
Streets and Drainage	328,135.00	Public Enterprises		Balance January 1, 1991	
Sewers and Sewage Processing	162,740.00	Recreation-Culture		Collected in 1991	
Garbage and Trash Disposal	210,000.00	Public Works		Cancelled, Abated or Adjusted 1991	
Public Buildings and Grounds	61,756.96	Buildings and Grounds		Transfers to Tax Title Liens or Foreclosed	
Other Public Works		Library and Education		Balance December 31, 1991	
HEALTH and WELFARE		Conservation		TAX TITLE LIENS OUTSTANDING	
Health Services Except Environmental	4,741.07	All Other		Balance January 1, 1991	
Welfare-Public Assistance	19,840.39	CAPITAL DEBT AUTHORIZED, DECEMBER 31, 1991		Transfer From Taxes	
Hospital, Clinics, First Aid	3,700.00	ISSUED AND UNISSUED		Redeemed in 1991	
Animal, Insect, & Rodent Control	11,200.00	GROSS DEBT		Cancelled, Abated or Adjusted (1991)	
Other Welfare Services		NET DEBT		Transfers to Foreclosed Property	
RECREATION and CONSERVATION				Balance December 31, 1991	
Beaches and Boardwalks	9,200.00	SCHOOL		PROPERTY ACQUIRED BY DEED OR	
Parks, Playgrounds, Shade Trees	1,700.00	Self-Liquidating		FORECLOSURE	
Land Reclamation & Conservation	75,569.64	Other		Balance January 1, 1991	
Other Recreational Services	1,000.00	Total		Transfers From Taxes or Liens	
EDUCATION (excluding schools)		ISSUED AND OUTSTANDING		Sale for Cash (1991)	
Libraries	4,000.00	SCHOOL		Cancelled, Abated or Adjusted (1991)	
Other Educational Services		Self-Liquidating		Balance December 31, 1991	
STATUTORY EXPENDITURES		Other		CURRENT FINANCES DECEMBER 31, 1991	
Pensions & F. I. C. A.	200,939.00	Total		ASSETS	
Employee Fringe Benefits	243,808.06	EQUALIZED VALUATION BASIS		Cash Dec. 31, 1991	
Other Statutory Expenditures	9,000.00	FOR NET DEBT COMPUTATION		Taxes Receivable	
CETA And Other Public Employment Programs		REAL PROPERTY VALUATIONS		Tax Title Liens	
MUNICIPAL FUNCTIONS				Foreclosed Property	
CAPITAL IMPROVEMENTS				Emergencies & Other Deferred Charges	
DEBT SERVICE				State and Federal Aid Receivable	
Principal Payments	159,035.00			Other Receivables	
Interest Payments	48,376.51			Total	
DEFERRED CHARGES				LIABILITIES, RESERVES, AND SURPLUS	
SCHOOL, COUNTY, SPECIAL DISTRICT TAXES	23,837.04			Cash Liabilities	
RESERVE FOR UNCOLLECTED TAXES	5,609,846.21			Reserves for Receivables	
EXPENDITURES				Surplus Dec. 31, 1991	
TOTAL	10,244,110.41			Total	

1201
Population 1980 20,598
Population 1990 19,025
S & P Rating
Moody Rating AAA

General Tax Rate Per \$100. 2.27
State Equalized Tax Rate 2.17

CARTERET BOROUGH - MIDDLESEX CO.
Form of Government
Borough Council
Number of Members - 6

PER CAPITA:
Gross Debt 1,146.86
Net Debt 1,146.86
Debt Service 121.71
Total Tax Levy 1,277.40
Municipal Expenditures 916.02
PER CENT:
Gross Debt 1.95
Net Debt 1.95
Tax Levy Collected 93.31
Tax Levy Cancelled, Abated or Adjusted .70

EXPENDITURES	REVENUES-REALIZED	1991 PROPERTY TAX
GENERAL GOVERNMENT		STATE EQUALIZED TAX RATE 1.14
Governing Body & Public Boards	1991 Property Taxes Collected 22,731,882.42	Local District School Taxes 12,681,417.50
Municipal Clerk	1991 Payments in Lieu of Taxes	Regional & Consolidated School Tax
Financial Administration 17,000.00	Delinquent Tax & Lien Collections 1,072,362.22	School Taxes in Municipal Budget
Assessment of Taxes 51,000.00	Business Personalty Replacement Taxes 893,875.92	County Taxes .39 4,385,490.65
Collection of Taxes 286,000.00	Taxes from Public Utilities 1,229,079.00	County Library Taxes
Planning, Housing & Development 10,600.00	Other Miscellaneous Tax Revenues	Local Municipal Purpose Taxes .64 7,151,450.51
Human Resources 215,482.00	State Aid Revenues 1,470,444.28	Veteran & Senior Citizen Taxes 338,500.00
Elections 15,000.00	Federal Aid Revenues	Total Taxes for Rate Computation 2.17 24,556,858.66
General Administration (other) 1,118,304.00	State and Local Fiscal Assistance Act Utilized	Special District Taxes
JUDICIARY	Sale of Acquired Property	Bank Corp. Taxes
Municipal Courts 174,570.03	Other Miscellaneous Revenues 6,048,732.29	Added and Omitted Taxes 84,091.89
PUBLIC SAFETY	Total 33,446,376.13	Total Taxes Levied - ABSTRACT 24,302,450.55
Fire Protection 1,182,423.75	Prior Years Surplus Appropriated 900,000.00	Total Taxes Billed 22,731,882.42
Police Protection 2,915,434.09	REVENUES TOTAL 34,346,376.13	1991 TAXES COLLECTED
Civil Defense & Disaster Control 4,000.00	Reserve For Uncollected Taxes 1,600,000.00	1991 Taxes Cancelled, Abated or Adjusted 170,810.15
Environmental Inspection & Control 186,550.00	CAPITAL OUTLAY TOTAL 1,429,387.82	Transfer to Tax Title Liens or Foreclosed 361,527.74
Other Public Safety		Balance Outstanding Dec. 31, 1991 1,097,127.13
PUBLIC WORKS		PRIOR YEARS TAXES OUTSTANDING
Streets and Drainage 737,325.00	Public Enterprises	Balance January 1, 1991 1,120,251.55
Sewers and Sewage Processing 1,516,000.00	Recreation-Culture 205,000.00	Collected in 1991 966,561.38
Garbage and Trash Disposal 1,110,000.00	Public Works 776,975.94	Cancelled, Abated or Adjusted 1991 4,228.96
Public Buildings and Grounds 311,500.00	Buildings and Grounds 210,369.96	Transfers to Tax Title Liens or Foreclosed 140,222.25
Other Public Works	Library and Education	Balance December 31, 1991 9,238.96
HEALTH and WELFARE	Conservation 237,041.92	TAX TITLE LIENS OUTSTANDING
Health Services Except Environmental 201,700.00	All Other	Balance January 1, 1991 635,733.92
Welfare-Public Assistance 67,700.00		Transfer From Taxes 537,854.90
Hospital, Clinics, First Aid		Redeemed in 1991 105,800.84
Animal, Insect, & Rodent Control 7,500.00		Cancelled, Abated or Adjusted (1991)
Other Welfare Services		Transfers to Foreclosed Property 63,728.50
RECREATION and CONSERVATION		Balance December 31, 1991 1,004,059.48
Beaches and Boardwalks		PROPERTY ACQUIRED BY DEED OR
Parks, Playgrounds, Shade Trees		FORECLOSURE
Land Reclamation & Conservation		Balance January 1, 1991 1,305,671.50
Other Recreational Services 220,160.00		Transfers From Taxes or Liens 63,728.50
EDUCATION (excluding schools)		Sale for Cash (1991)
Libraries 331,551.00		Cancelled, Abated or Adjusted (1991)
Other Educational Services		Balance December 31, 1991 1,365,400.00
STATUTORY EXPENDITURES		CURRENT FINANCES DECEMBER 31, 1991
Pensions & F. I. C. A. 899,000.00		ASSETS
Employee Fringe Benefits 1,430,000.00		Cash Dec. 31, 1991 3,240,626.18
Other Statutory Expenditures 10,000.00		Taxes Receivable 1,106,366.09
CETA And Other Public Employment Programs		Tax Title Liens 1,004,059.48
MUNICIPAL FUNCTIONS TOTAL 13,351,899.87		Foreclosed Property 1,369,400.00
CAPITAL IMPROVEMENTS * MEMO * 400,000.00		Emergencies & Other Deferred Charges 148,109.51
DEBT SERVICE		State and Federal Aid Receivable 205,984.28
Principal Payments 890,000.00		Other Receivables 189,267.79
Interest Payments 1,425,618.75		Total 7,267,813.33
DEFERRED CHARGES 159,809.20		LIABILITIES, RESERVES, AND SURPLUS
SCHOOL, COUNTY, SPECIAL DISTRICT TAXES 17,066,908.15		Cash Liabilities 1,638,968.31
RESERVE FOR UNCOLLECTED TAXES 1,600,000.00		Reserves for Receivables 3,665,093.36
EXPENDITURES TOTAL 34,494,235.97		Surplus Dec. 31, 1991 1,955,751.66
		Total 7,267,813.33

0704
Population 1980 12,600
Population 1990 12,053
S & P Rating
Moody Rating A

General Tax Rate Per \$100.
5.73
State Equalized Tax Rate
1.62

CEDAR GROVE TOWNSHIP - ESSEX CO.
Form of Government
Council-Manager Plan B (OMCL 50)
Number of Members - 5

PER CAPITA:
Gross Debt 1,295.48
Net Debt 150.48
Debt Service 18.84
Total Tax Levy 1,451.09
Municipal Expenditures 510.03
PER CENT:
Gross Debt 1.53
Net Debt .18
Tax Levy Collected 95.79
Tax Levy Cancelled, Abated or Adjusted .86

EXPENDITURES		REVENUES-REALIZED		1991 PROPERTY TAX	
GENERAL GOVERNMENT				STATE EQUALIZED TAX RATE ———→	
Governing Body & Public Boards	8,610.00	1991 Property Taxes Collected		Local District School Taxes	.88 8,976,827.14
Municipal Clerk	83,139.00	1991 Payments in Lieu of Taxes		Regional & Consolidated School Tax	
Financial Administration	94,850.00	Delinquent Tax & Lien Collections		School Taxes in Municipal Budget	
Assessment of Taxes	47,767.00	Business Personality Replacement Taxes		County Taxes	.59 6,008,270.46
Collection of Taxes	42,322.00	Taxes from Public Utilities		County Library Taxes	
Planning, Housing & Development	100,273.00	Other Miscellaneous Tax Revenues		Local Municipal Purpose Taxes	.15 1,498,470.15
Human Resources	66,868.80	State Aid Revenues		Veteran & Senior Citizen Taxes	92,300.00
Elections	16,938.00	Federal Aid Revenues		Total Taxes for Rate Computation	1.62 16,575,867.75
General Administration (other)	495,551.00	State and Local Fiscal Assistance Act Utilized		Special District Taxes	912,190.76
JUDICIARY		Sale of Acquired Property		Bank Corp. Taxes	
Municipal Courts	116,811.00	Other Miscellaneous Revenues		Added and Omitted Taxes	94,220.22
PUBLIC SAFETY		Total		Total Taxes Levied - ABSTRACT	17,489,978.73
Fire Protection	173,386.10	Prior Years Surplus Appropriated		Total Taxes Billed	17,466,463.29
Police Protection	1,654,635.47	REVENUES TOTAL		1991 TAXES COLLECTED	16,731,882.32
Civil Defense & Disaster Control	13,425.00	Reserve For Uncollected Taxes		1991 Taxes Cancelled, Abated or Adjusted	145,621.90
Environmental Inspection & Control	85,714.00	CAPITAL OUTLAY TOTAL		Transfer to Tax Title Liens or Foreclosed	68,529.31
Other Public Safety				Balance Outstanding Dec. 31, 1991	516,429.76
PUBLIC WORKS		Public Enterprises		PRIOR YEARS TAXES OUTSTANDING	
Streets and Drainage	553,634.00	Recreation—Culture		Balance January 1, 1991	719,415.09
Sewers and Sewage Processing		Public Works		Collected in 1991	577,289.52
Garbage and Trash Disposal		Buildings and Grounds		Cancelled, Abated or Adjusted 1991	72,208.13
Public Buildings and Grounds	197,441.00	Library and Education		Transfers to Tax Title Liens or Foreclosed	69,417.44
Other Public Works	3,500.00	Conservation		Balance December 31, 1991	500.00
HEALTH and WELFARE		All Other		TAX TITLE LIENS OUTSTANDING	
Health Services Except Environmental	65,710.00	CAPITAL DEBT AUTHORIZED, DECEMBER 31, 1991		Balance January 1, 1991	75,611.64
Welfare—Public Assistance	9,402.00	ISSUED AND UNISSUED GROSS DEBT NET DEBT		Transfer From Taxes	150,779.32
Hospital, Clinics, First Aid		School		Redeemed in 1991	45,394.40
Animal, Insect, & Rodent Control	8,810.00	Self-Liquidating 13,729,727 34,506		Cancelled, Abated or Adjusted (1991)	
Other Welfare Services		Other 1,884,747 1,779,175		Transfers to Foreclosed Property	
RECREATION and CONSERVATION		Total 15,614,474 1,813,681		Balance December 31, 1991	180,996.56
Beaches and Boardwalks		ISSUED AND OUTSTANDING		PROPERTY ACQUIRED BY DEED OR FORECLOSURE	
Parks, Playgrounds, Shade Trees	139,636.00	School		Balance January 1, 1991	377,900.00
Land Reclamation & Conservation	3,260.00	Self-Liquidating 13,619,677.08		Transfers From Taxes or Liens	
Other Recreational Services	182,599.00	Other 1,067,847.52		Sale for Cash (1991)	
EDUCATION (excluding schools)		Total 14,687,524.60		Cancelled, Abated or Adjusted (1991)	
Libraries	343,428.00	EQUALIZED VALUATION BASIS		Balance December 31, 1991	377,900.00
Other Educational Services	1,250.00	FOR NET DEBT COMPUTATION		CURRENT FINANCES DECEMBER 31, 1991	
STATUTORY EXPENDITURES		REAL PROPERTY VALUATIONS		ASSETS	
Pensions & F. L. C. A.	333,658.00	Code Class # of Parcels % VAL'N ASSESSED VALUATION		Cash Dec. 31, 1991	7,519,408.61
Employee Fringe Benefits	312,799.00	1 Vacant Land 226 4.26 12,242,100.00		Taxes Receivable	516,929.76
Other Statutory Expenditures		2 Residential 3465 74.77 215,017,200.00		Tax Title Liens	180,996.56
CETA And Other Public Employment Programs		3 Farm 2 .12 336,800.00		Foreclosed Property	377,900.00
MUNICIPAL FUNCTIONS TOTAL	5,155,417.37	4a Commercial 152 11.24 32,319,800.00		Emergencies & Other Deferred Charges	42,800.00
CAPITAL IMPROVEMENTS * MEMO *	10,000.00	4b Industrial 42 6.78 19,508,700.00		State and Federal Aid Receivable	11,177.36
DEBT SERVICE		4c Apartments 6 2.83 8,137,000.00		Other Receivables	12,092.12
Principal Payments	187,229.02	Total 3893 287,561,600.00		Total	8,661,304.41
Interest Payments	39,805.14	Land Area 4.50 Sq. Miles		LIABILITIES, RESERVES, AND SURPLUS	
DEFERRED CHARGES	39,900.00	Net Valuation Taxable-Municipal		Cash Liabilities	5,821,210.95
SCHOOL, COUNTY, SPECIAL DISTRICT TAXES	15,897,238.36	Net Valuation Taxable-County		Reserves for Receivables	1,087,918.44
RESERVE FOR UNCOLLECTED TAXES	725,083.92	State Equalized Valuation		Surplus Dec. 31, 1991	1,752,175.02
EXPENDITURES TOTAL	22,046,723.81	State Equalization Ratio 28.24		Total	8,661,304.41

1404
 Population 1980 8,537
 Population 1990 8,007
 S & P Rating AA
 Moody Rating AA

General Tax Rate Per \$100. 4.09
 State Equalized Tax Rate 1.62

CHATHAM BOROUGH - MORRIS COUNTY
 Form of Government
 Borough Council
 Number of Members - 6

PER CAPITA:
 Gross Debt 1,380.36
 Net Debt 1,187.60
 Debt Service 135.86
 Total Tax Levy 1,721.00
 Municipal Expenditures 833.69

PER CENT:
 Gross Debt 1.31
 Net Debt 1.12
 Tax Levy Collected 98.10
 Tax Levy Cancelled, Abated or Adjusted .17

EXPENDITURES		REVENUES-REALIZED		1991 PROPERTY TAX	
GENERAL GOVERNMENT				STATE EQUALIZED TAX RATE →	
Governing Body & Public Boards				Local District School Taxes	
Municipal Clerk				Regional & Consolidated School Tax	
Financial Administration				School Taxes in Municipal Budget	
Assessment of Taxes				County Taxes	
Collection of Taxes				County Library Taxes	
Planning, Housing & Development				Local Municipal Purpose Taxes	
Human Resources				Veteran & Senior Citizen Taxes	
Elections				Total Taxes for Rate Computation	
General Administration (other)				Special District Taxes	
JUDICIARY				Bank Corp. Taxes	
Municipal Courts				Added and Omitted Taxes	
PUBLIC SAFETY				Total Taxes Levied - ABSTRACT	
Fire Protection				Total Taxes Billed	
Police Protection				1991 TAXES COLLECTED	
Civil Defense & Disaster Control				1991 Taxes Cancelled, Abated or Adjusted	
Environmental Inspection & Control				Transfer to Tax Title Liens or Foreclosed	
Other Public Safety				Balance Outstanding Dec. 31, 1991	
PUBLIC WORKS				PRIOR YEARS TAXES OUTSTANDING	
Streets and Drainage				Balance January 1, 1991	
Sewers and Sewage Processing				Collected in 1991	
Garbage and Trash Disposal				Cancelled, Abated or Adjusted 1991	
Public Buildings and Grounds				Transfers to Tax Title Liens or Foreclosed	
Other Public Works				Balance December 31, 1991	
HEALTH and WELFARE				TAX TITLE LIENS OUTSTANDING	
Health Services Except Environmental				Balance January 1, 1991	
Welfare-Public Assistance				Transfer From Taxes	
Hospital, Clinics, First Aid				Redeemed in 1991	
Animal, Insect, & Rodent Control				Cancelled, Abated or Adjusted (1991)	
Other Welfare Services				Transfers to Foreclosed Property	
RECREATION and CONSERVATION				Balance December 31, 1991	
Beaches and Boardwalks				PROPERTY ACQUIRED BY DEED OR FORECLOSURE	
Parks, Playgrounds, Shade Trees				Balance January 1, 1991	
Land Reclamation & Conservation				Transfers From Taxes or Liens	
Other Recreational Services				Sale for Cash (1991)	
EDUCATION (excluding schools)				Cancelled, Abated or Adjusted (1991)	
Libraries				Balance December 31, 1991	
Other Educational Services				CURRENT FINANCES DECEMBER 31, 1991	
STATUTORY EXPENDITURES				ASSETS	
Pensions & F. I. C. A.				Cash Dec. 31, 1991	
Employee Fringe Benefits				Taxes Receivable	
Other Statutory Expenditures				Tax Title Liens	
CETA And Other Public Employment Programs				Foreclosed Property	
MUNICIPAL FUNCTIONS TOTAL				Emergencies & Other Deferred Charges	
CAPITAL IMPROVEMENTS *MEMO*				State and Federal Aid Receivable	
DEBT SERVICE				Other Receivables	
Principal Payments				Total	
Interest Payments				LIABILITIES, RESERVES, AND SURPLUS	
DEFERRED CHARGES				Cash Liabilities	
SCHOOL, COUNTY, SPECIAL DISTRICT TAXES				Reserves for Receivables	
RESERVE FOR UNCOLLECTED TAXES				Surplus Dec. 31, 1991	
EXPENDITURES TOTAL				Total	

1405

Population 1980 8,883
 Population 1990 9,361
 S & P Rating
 Moody Rating AA1

General Tax Rate Per \$100.

4.19
 State Equalized Tax Rate
 1.69

CHATHAM TOWNSHIP - MORRIS COUNTY
 Form of Government
 Township Committee
 Number of Members - 5

PER CAPITA:

Gross Debt 1,389.64
 Net Debt 273.45
 Debt Service 39.86
 Total Tax Levy 1,893.16
 Municipal Expenditures 723.37

PER CENT:

Gross Debt 1.22
 Net Debt .24
 Tax Levy Collected 98.57
 Tax Levy Cancelled, Abated or Adjusted .16

EXPENDITURES		REVENUES-REALIZED		1991 PROPERTY TAX	
GENERAL GOVERNMENT				STATE EQUALIZED TAX RATE \rightarrow	
Governing Body & Public Boards		1991 Property Taxes Collected	17,473,851.85	Local District School Taxes	
Municipal Clerk		1991 Payments in Lieu of Taxes	1,901.87	Regional & Consolidated School Tax .97	10,064,206.50
Financial Administration		Delinquent Tax & Lien Collections	353,047.51	School Taxes in Municipal Budget	
Assessment of Taxes	112,935.00	Business Personalty Replacement Taxes	32,063.88	County Taxes .28	2,898,757.47
Collection of Taxes	51,820.00	Taxes from Public Utilities	726,354.00	County Library Taxes	
Planning, Housing & Development	75,150.00	Other Miscellaneous Tax Revenues		Local Municipal Purpose Taxes .43	4,503,783.73
Human Resources	53,375.80	State Aid Revenues	346,797.26	Veteran & Senior Citizen Taxes	40,350.00
Elections	3,500.00	Federal Aid Revenues		Total Taxes for Rate Computation 1.68	17,507,097.70
General Administration (other)	791,047.00	State and Local Fiscal Assistance Act Utilized		Special District Taxes	
JUDICIARY		Sale of Acquired Property		Bank Corp. Taxes	
Municipal Courts	71,450.00	Other Miscellaneous Revenues	560,273.55	Added and Omitted Taxes	255,086.89
PUBLIC SAFETY		Total	10,494,289.92	Total Taxes Levied - ABSTRACT	17,721,834.58
Fire Protection	141,718.20	Prior Years Surplus Appropriated	500,000.00	Total Taxes Billed	17,727,065.90
Police Protection	1,437,544.13	REVENUES TOTAL	19,994,289.92	1991 TAXES COLLECTED	17,473,851.85
Civil Defense & Disaster Control	10,565.00	Reserve For Uncollected Taxes	870,087.24	1991 Taxes Cancelled, Abated or Adjusted	28,146.13
Environmental Inspection & Control	142,520.00	CAPITAL OUTLAY	5,537,248.99	Transfer to Tax Title Liens or Foreclosed	32,942.06
Other Public Safety		TOTAL	5,537,248.99	Balance Outstanding Dec. 31, 1991	192,125.86
PUBLIC WORKS		Public Enterprises	5,413,810.23	PRIOR YEARS TAXES OUTSTANDING	
Streets and Drainage	1,002,275.00	Recreation-Culture		Balance January 1, 1991	346,277.59
Sewers and Sewage Processing	213,111.87	Public Works	93,868.13	Collected in 1991	317,701.97
Garbage and Trash Disposal	5,200.00	Buildings and Grounds	26,630.95	Cancelled, Abated or Adjusted 1991	6,255.28
Public Buildings and Grounds	33,200.00	Library and Education	2,939.68	Transfers to Tax Title Liens or Foreclosed	15,029.70
Other Public Works		Conservation		Balance December 31, 1991	7,290.64
HEALTH and WELFARE		All Other		TAX TITLE LIENS OUTSTANDING	
Health Services Except Environmental	43,550.00	CAPITAL DEBT AUTHORIZED, DECEMBER 31, 1991		Balance January 1, 1991	134,682.80
Welfare-Public Assistance	7,300.00	ISSUED AND UNISSUED		Transfer From Taxes	57,958.57
Hospital, Clinics, First Aid		School	1,912,124	Redeemed in 1991	35,345.54
Animal, Insect, & Rodent Control		Self-Liquidating	8,536,500	Cancelled, Abated or Adjusted (1991)	2,770.13
Other Welfare Services		Other	2,559,750	Transfers to Foreclosed Property	
RECREATION and CONSERVATION		Total	13,008,374	Balance December 31, 1991	154,525.70
Beaches and Boardwalks		ISSUED AND OUTSTANDING		PROPERTY ACQUIRED BY DEED OR FORECLOSURE	
Parks, Playgrounds, Shade Trees	93,525.00	School	1,912,124.82	Balance January 1, 1991	6,450.00
Land Reclamation & Conservation	8,926.13	Self-Liquidating	8,300,000.00	Transfers From Taxes or Liens	
Other Recreational Services	2,000.00	Other	2,471,750.00	Sale for Cash (1991)	
EDUCATION (excluding schools)		Total	12,683,874.82	Cancelled, Abated or Adjusted (1991)	
Libraries	366,215.00	EQUALIZED VALUATION BASIS		Balance December 31, 1991	6,450.00
Other Educational Services		FOR NET DEBT COMPUTATION	1,068,036,292	CURRENT FINANCES DECEMBER 31, 1991	
STATUTORY EXPENDITURES		REAL PROPERTY VALUATIONS		ASSETS	
Pensions & F. I. C. A.	411,300.00	Code Class # of Parcels % VAL'N		Cash Dec. 31, 1991	2,508,532.11
Employee Fringe Benefits	385,000.00	1 Vacant Land 252 1.49	6,185,300.00	Taxes Receivable	199,416.50
Other Statutory Expenditures		2 Residential 3298 89.20	371,351,910.00	Tax Title Liens	154,525.70
CETA And Other Public Employment Programs		3 Farm 27 .47	1,966,500.00	Foreclosed Property	6,450.00
MUNICIPAL FUNCTIONS		4a Commercial 29 4.99	20,763,500.00	Emergencies & Other Deferred Charges	265,000.00
CAPITAL IMPROVEMENTS	*MEMO*	4b Industrial 1 .05	218,200.00	State and Federal Aid Receivable	25,424.00
DEBT SERVICE		4c Apartments 3 3.80	15,825,600.00	Other Receivables	29,329.71
Principal Payments	225,000.00	Total 3610	416,311,010.00	Total	3,188,678.02
Interest Payments	148,112.50	Land Area 9.10 Sq. Miles		LIABILITIES, RESERVES, AND SURPLUS	
DEFERRED CHARGES		Net Valuation Taxable-Municipal	416,992,339	Cash Liabilities	1,307,781.99
SCHOOL, COUNTY, SPECIAL DISTRICT TAXES		Net Valuation Taxable-County	1,087,532,228	Reserves for Receivables	357,725.18
RESERVE FOR UNCOLLECTED TAXES		State Equalized Valuation	1,035,251,433	Surplus Dec. 31, 1991	1,523,170.85
EXPENDITURES		State Equalization Ratio	40.24	Total	3,188,678.02
TOTAL	19,734,391.34				

0409
Population 1980 68,785
Population 1990 69,348
S & P Rating
Moody Rating AA

General Tax Rate Per \$100. 8.02
State Equalized Tax Rate 2.52

CHERRY HILL TOWNSHIP - CAMDEN CO.
Form of Government
Mayor-Council Plan B (OMCL 50)
Number of Members - 7

PER CAPITA:
Gross Debt 796.87
Net Debt 682.66
Debt Service 77.84
Total Tax Levy 1,764.10
Municipal Expenditures 531.11
PER CENT:
Gross Debt 1.22
Net Debt 1.05
Tax Levy Collected 96.86
Tax Levy Cancelled, Abated or Adjusted .47

EXPENDITURES		REVENUES-REALIZED		1991 PROPERTY TAX	
GENERAL GOVERNMENT				STATE EQUALIZED TAX RATE	
Governing Body & Public Boards	126,126.00	1991 Property Taxes Collected		Local District School Taxes	1.37 62,931,373.00
Municipal Clerk	109,652.00	1991 Payments in Lieu of Taxes		Regional & Consolidated School Tax	
Financial Administration	259,209.00	Delinquent Tax & Lien Collections		School Taxes in Municipal Budget	
Assessment of Taxes	162,161.00	Business Personalty Replacement Taxes		County Taxes	.85 39,199,503.47
Collection of Taxes	194,274.00	Taxes from Public Utilities		County Library Taxes	
Planning, Housing & Development	246,251.00	Other Miscellaneous Tax Revenues		Local Municipal Purpose Taxes	.30 13,810,980.98
Human Resources	483,869.12	State Aid Revenues		Veteran & Senior Citizen Taxes	483,650.00
Elections		Federal Aid Revenues		Total Taxes for Rate Computation	2.52 116,425,507.45
General Administration (other)	1,029,648.66	State and Local Fiscal Assistance Act Utilized		Special District Taxes	5,382,904.00
JUDICIARY		Sale of Acquired Property		Bank Corp. Taxes	
Municipal Courts	224,662.00	Other Miscellaneous Revenues		Added and Omitted Taxes	1,012,128.37
PUBLIC SAFETY		Total		Total Taxes Levied - ABSTRACT	122,336,889.82
Fire Protection		Prior Years Surplus Appropriated		Total Taxes Billed	122,401,294.50
Police Protection	6,948,706.00	REVENUES TOTAL		1991 TAXES COLLECTED	118,555,670.98
Civil Defense & Disaster Control	14,545.00	Reserve For Uncollected Taxes		1991 Taxes Cancelled, Abated or Adjusted	574,577.21
Environmental Inspection & Control	511,374.00	CAPITAL OUTLAY TOTAL		Transfer to Tax Title Liens or Foreclosed	152,397.09
Other Public Safety				Balance Outstanding Dec. 31, 1991	3,118,649.22
PUBLIC WORKS				PRIOR YEARS TAXES OUTSTANDING	
Streets and Drainage	626,222.00	Public Enterprises		Balance January 1, 1991	3,071,110.96
Sewers and Sewage Processing	4,360,851.00	Recreation-Culture		Collected in 1991	2,313,432.57
Garbage and Trash Disposal		Public Works		Cancelled, Abated or Adjusted 1991	349,587.84
Public Buildings and Grounds	838,098.00	Buildings and Grounds		Transfers to Tax Title Liens or Foreclosed	7,219.08
Other Public Works	1,538,221.20	Library and Education		Balance December 31, 1991	400,871.47
HEALTH and WELFARE		Conservation		TAX TITLE LIENS OUTSTANDING	
Health Services Except Environmental	435,937.00	All Other		Balance January 1, 1991	848,323.14
Welfare-Public Assistance	35,456.00	CAPITAL DEBT AUTHORIZED, DECEMBER 31, 1991		Transfer From Taxes	161,018.42
Hospital, Clinics, First Aid		ISSUED AND UNISSUED GROSS DEBT NET DEBT		Redeemed in 1991	327,769.30
Animal, Insect, & Rodent Control		School		Cancelled, Abated or Adjusted (1991)	260,864.77
Other Welfare Services		Self-Liquidating		Transfers to Foreclosed Property	
RECREATION and CONSERVATION		Other		Balance December 31, 1991	420,707.49
Beaches and Boardwalks		Total		PROPERTY ACQUIRED BY DEED OR FORECLOSURE	
Parks, Playgrounds, Shade Trees				Balance January 1, 1991	453,667.00
Land Reclamation & Conservation	49,573.36	ISSUED AND OUTSTANDING		Transfers From Taxes or Liens	
Other Recreational Services	225,990.00	School		Sale for Cash (1991)	
EDUCATION (excluding schools)		Self-Liquidating		Cancelled, Abated or Adjusted (1991)	
Libraries	1,381,591.00	Other		Balance December 31, 1991	453,667.00
Other Educational Services		Total		CURRENT FINANCES DECEMBER 31, 1991	
STATUTORY EXPENDITURES		EQUALIZED VALUATION BASIS FOR NET DEBT COMPUTATION		ASSETS	
Pensions & F. I. C. A.	1,418,074.94	REAL PROPERTY VALUATIONS		Cash Dec. 31, 1991	6,361,121.68
Employee Fringe Benefits	1,663,540.00	Code Class # of Parcels % VAL'N		Taxes Receivable	3,519,520.69
Other Statutory Expenditures		ASSESSED VALUATION		Tax Title Liens	420,707.49
CETA And Other Public Employment Programs		1 Vacant Land 1492 1.59		Foreclosed Property	453,667.00
MUNICIPAL FUNCTIONS TOTAL	22,884,032.28	2 Residential 22464 65.01		Emergencies & Other Deferred Charges	
CAPITAL IMPROVEMENTS *MEMO*	100,000.00	3 Farm 29 .11		State and Federal Aid Receivable	54,220.73
DEBT SERVICE		4a Commercial 794 26.83		Other Receivables	68,745.49
Principal Payments	3,020,350.00	4b Industrial 221 4.72		Total	10,877,983.08
Interest Payments	2,377,720.26	4c Apartments 13 1.73		LIABILITIES, RESERVES, AND SURPLUS	
DEFERRED CHARGES	28,363.93	Total 25013		Cash Liabilities	3,440,617.39
SCHOOL, COUNTY, SPECIAL DISTRICT TAXES	107,513,730.47	Land Area 24.13 Sq. Miles		Reserves for Receivables	4,462,640.67
RESERVE FOR UNCOLLECTED TAXES	8,521,233.62	Net Valuation Taxable-Municipal		Surplus Dec. 31, 1991	2,974,725.02
EXPENDITURES TOTAL	144,345,480.56	Net Valuation Taxable-County		Total	10,877,983.08
		State Equalized Valuation			
		State Equalization Ratio			

0410

Population 1980 1,590
 Population 1990 1,526
 S & P Rating
 Moody Rating

General Tax Rate Per \$100.

6.15

State Equalized Tax Rate

2.93

CHESILHURST BOROUGH - CAMDEN CO.
 Form of Government
 Borough Council
 Number of Members - 6

PER CAPITA:

Gross Debt 953.16
 Net Debt 285.10
 Debt Service 18.50
 Total Tax Levy 629.63
 Municipal Expenditures 773.31

PER CENT:

Gross Debt 4.53
 Net Debt 1.35
 Tax Levy Collected 82.20
 Tax Levy Cancelled, Abated or Adjusted .09

EXPENDITURES		REVENUES-REALIZED		1991 PROPERTY TAX	
GENERAL GOVERNMENT		STATE EQUALIZED TAX RATE			
Governing Body & Public Boards		1991 Property Taxes Collected	790,159.61	Local District School Taxes	1.10 359,455.98
Municipal Clerk		1991 Payments in Lieu of Taxes		Regional & Consolidated School Tax	.68 223,365.61
Financial Administration	56,079.00	Delinquent Tax & Lien Collections	198,386.57	School Taxes in Municipal Budget	
Assessment of Taxes	3,560.00	Business Personalty Replacement Taxes	5,739.52	County Taxes	.85 278,206.16
Collection of Taxes	28,950.00	Taxes from Public Utilities	81,031.00	County Library Taxes	.03 8,418.18
Planning, Housing & Development	5,973.00	Other Miscellaneous Tax Revenues		Local Municipal Purpose Taxes	.27 88,878.98
Human Resources	38,129.50	State Aid Revenues	599,403.74	Veteran & Senior Citizen Taxes	
Elections	2,000.00	Federal Aid Revenues		Total Taxes for Rate Computation	2.93 974,174.91
General Administration (other)	88,102.71	State and Local Fiscal Assistance Act Utilized		Special District Taxes	
JUDICIARY		Sale of Acquired Property		Bank Corp. Taxes	
Municipal Courts	19,940.00	Other Miscellaneous Revenues	127,278.44	Added and Omitted Taxes	2,498.03
PUBLIC SAFETY		Total	1,801,998.88	Total Taxes Levied - ABSTRACT	960,822.94
Fire Protection	24,500.00	Prior Years Surplus Appropriated	177,500.00	Total Taxes Billed	961,291.77
Police Protection	280,623.29	REVENUES TOTAL	1,979,498.88	1991 TAXES COLLECTED	790,159.61
Civil Defense & Disaster Control	500.00	Reserve For Uncollected Taxes	249,768.87	1991 Taxes Cancelled, Abated or Adjusted	846.18
Environmental Inspection & Control				Transfer to Tax Title Liens or Foreclosed	20,190.50
Other Public Safety		CAPITAL OUTLAY TOTAL	56,994.31	Balance Outstanding Dec. 31, 1991	150,094.88
PUBLIC WORKS				PRIOR YEARS TAXES OUTSTANDING	
Streets and Drainage	22,000.00	Public Enterprises		Balance January 1, 1991	198,242.35
Sewers and Sewage Processing		Recreation-Culture		Collected in 1991	177,228.60
Garbage and Trash Disposal	95,100.00	Public Works	26,735.00	Cancelled, Abated or Adjusted 1991	2,262.60
Public Buildings and Grounds	30,625.00	Buildings and Grounds	14,796.40	Transfers to Tax Title Liens or Foreclosed	4,759.19
Other Public Works	96,229.40	Library and Education	15,463.41	Balance December 31, 1991	13,991.96
HEALTH and WELFARE		Conservation		TAX TITLE LIENS OUTSTANDING	
Health Services Except Environmental	1.00	All Other		Balance January 1, 1991	66,573.52
Welfare-Public Assistance	10,460.00	CAPITAL DEBT AUTHORIZED, DECEMBER 31, 1991		Transfer From Taxes	25,726.71
Hospital, Clinics, First Aid		ISSUED AND UNISSUED GROSS DEBT NET DEBT		Redeemed in 1991	21,157.97
Animal, Insect, & Rodent Control	1,200.00	School 57,191		Cancelled, Abated or Adjusted (1991)	
Other Welfare Services		Self-Liquidating		Transfers to Foreclosed Property	33,970.75
RECREATION and CONSERVATION		Other 1,397,331	435,060	Balance December 31, 1991	37,171.51
Beaches and Boardwalks		Total 1,454,522	435,060	PROPERTY ACQUIRED BY DEED OR FORECLOSURE	
Parks, Playgrounds, Shade Trees				Balance January 1, 1991	658,533.04
Land Reclamation & Conservation		ISSUED AND OUTSTANDING		Transfers From Taxes or Liens	33,970.75
Other Recreational Services	16,420.00	School 57,191.62		Sale for Cash (1991)	
EDUCATION (excluding schools)		Self-Liquidating		Cancelled, Abated or Adjusted (1991)	
Libraries		Other 280,386.25		Balance December 31, 1991	692,503.79
Other Educational Services		Total 337,577.87		CURRENT FINANCES DECEMBER 31, 1991	
STATUTORY EXPENDITURES		EQUALIZED VALUATION BASIS FOR NET DEBT COMPUTATION	32,123,848	ASSETS	
Pensions & F. L. C. A.	52,700.00	REAL PROPERTY VALUATIONS		Cash Dec. 31, 1991	945,415.11
Employee Fringe Benefits		Code Class # of Parcels % VAL'N ASSESSED VALUATION		Taxes Receivable	164,086.84
Other Statutory Expenditures	4,000.00	1 Vacant Land 415 12.73 1,965,910.00		Tax Title Liens	37,171.51
CETA And Other Public Employment Programs		2 Residential 399 80.36 12,414,645.00		Foreclosed Property	692,503.79
MUNICIPAL FUNCTIONS TOTAL	887,092.90	3 Farm		Emergencies & Other Deferred Charges	16,572.61
CAPITAL IMPROVEMENTS * MEMO *	44,812.00	4a Commercial 18 4.92 759,404.00		State and Federal Aid Receivable	
DEBT SERVICE		4b Industrial 3 1.44 222,340.00		Other Receivables	25,197.22
Principal Payments	10,520.00	4c Apartments 2 .56 86,800.00		Total	1,880,947.08
Interest Payments	17,704.06	Total 837 15,449,099.00		LIABILITIES, RESERVES, AND SURPLUS	
DEFERRED CHARGES	14,983.23	Land Area 1.72 Sq. Miles		Cash Liabilities	401,982.75
SCHOOL, COUNTY, SPECIAL DISTRICT TAXES	869,445.93	Net Valuation Taxable-Municipal	15,579,999	Reserves for Receivables	918,959.36
RESERVE FOR UNCOLLECTED TAXES	249,768.87	Net Valuation Taxable-County	32,774,213	Surplus Dec. 31, 1991	560,004.97
EXPENDITURES TOTAL	2,049,514.99	State Equalized Valuation	32,518,948	Total	1,880,947.08
		State Equalization Ratio	47.70		

General Tax Rate Per \$100.	2.64
State Equalized Tax Rate	1.29

CHESTER BOROUGH - MORRIS COUNTY
Form of Government
Borough Council
Number of Members - 6

PER CAPITA:		PER CENT:	
Gross Debt	1,872.95	Gross Debt	1.25
Net Debt	1,755.97	Net Debt	1.17
Debt Service	120.26	Tax Levy Collected	94.38
Total Tax Levy	3,074.75	Tax Levy Cancelled, Abated	
Municipal Expenditures	1,289.43	or Adjusted	.13

EXPENDITURES		REVENUES-REALIZED		1991 PROPERTY TAX	
GENERAL GOVERNMENT				STATE EQUALIZED TAX RATE	
Governing Body & Public Boards		1991 Property Taxes Collected	3,527,344.30	Local District School Taxes	1,367,172.16
Municipal Clerk		1991 Payments in Lieu of Taxes		Regional & Consolidated School Tax	769,664.53
Financial Administration	48,565.00	Delinquent Tax & Lien Collections	209,505.36	School Taxes in Municipal Budget	
Assessment of Taxes	23,955.00	Business Personalty Replacement Taxes	34,837.56	County Taxes	522,776.94
Collection of Taxes	24,550.00	Taxes from Public Utilities	108,179.00	County Library Taxes	
Planning, Housing & Development	11,975.00	Other Miscellaneous Tax Revenues		Local Municipal Purpose Taxes	1,071,514.23
Human Resources	46,899.00	State Aid Revenues	63,648.63	Veteran & Senior Citizen Taxes	8,350.00
Elections		Federal Aid Revenues		Total Taxes for Rate Computation	3,739,477.86
General Administration (other)	120,773.00	State and Local Fiscal Assistance Act Utilized		Special District Taxes	
JUDICIARY		Sale of Acquired Property		Bank Corp. Taxes	
Municipal Courts	50,600.00	Other Miscellaneous Revenues	289,114.01	Added and Omitted Taxes	1,619.85
PUBLIC SAFETY		Total	4,232,629.86	Total Taxes Levied - ABSTRACT	3,732,747.71
Fire Protection	27,074.00	Prior Years Surplus Appropriated	21,134.00	Total Taxes Billed	3,737,561.81
Police Protection	410,944.40	REVENUES TOTAL	4,253,762.86	1991 TAXES COLLECTED	3,527,344.30
Civil Defense & Disaster Control		Reserve For Uncollected Taxes	258,646.31	1991 Taxes Cancelled, Abated or Adjusted	4,955.28
Environmental Inspection & Control	50.00	CAPITAL OUTLAY TOTAL	318,621.43	Transfer to Tax Title Liens or Foreclosed	
Other Public Safety				Balance Outstanding Dec. 31, 1991	205,262.23
PUBLIC WORKS				PRIOR YEARS TAXES OUTSTANDING	
Streets and Drainage	117,170.00	Public Enterprises	3,823.71	Balance January 1, 1991	199,055.45
Sewers and Sewage Processing		Recreation-Culture	211.30	Collected in 1991	198,979.93
Garbage and Trash Disposal	31,001.63	Public Works	286,618.74	Cancelled, Abated or Adjusted 1991	
Public Buildings and Grounds	38,800.00	Buildings and Grounds	27,967.68	Transfers to Tax Title Liens or Foreclosed	75.52
Other Public Works		Library and Education		Balance December 31, 1991	
HEALTH and WELFARE		Conservation		TAX TITLE LIENS OUTSTANDING	
Health Services Except Environmental	41,347.00	All Other		Balance January 1, 1991	10,428.28
Welfare-Public Assistance	1,400.00			Transfer From Taxes	21.63
Hospital, Clinics, First Aid		CAPITAL DEBT AUTHORIZED, DECEMBER 31, 1991		Redeemed in 1991	10,293.96
Animal, Insect, & Rodent Control		ISSUED AND UNISSUED		Cancelled, Abated or Adjusted (1991)	
Other Welfare Services		School	142,016	Transfers to Foreclosed Property	
RECREATION and CONSERVATION		Self-Liquidating		Balance December 31, 1991	155.95
Beaches and Boardwalks		Other	2,131,750	PROPERTY ACQUIRED BY DEED OR	
Parks, Playgrounds, Shade Trees		Total	2,273,766	FORECLOSURE	
Land Reclamation & Conservation				Balance January 1, 1991	
Other Recreational Services	7,353.00	ISSUED AND OUTSTANDING		Transfers From Taxes or Liens	
EDUCATION (excluding schools)		School	142,016.57	Sale for Cash (1991)	
Libraries	63,261.46	Self-Liquidating		Cancelled, Abated or Adjusted (1991)	
Other Educational Services		Other	1,708,000.00	Balance December 31, 1991	
STATUTORY EXPENDITURES		Total	1,850,016.57	CURRENT FINANCES DECEMBER 31, 1991	
Pensions & F. L. C. A.	89,344.99	EQUALIZED VALUATION BASIS		ASSETS	
Employee Fringe Benefits		FOR NET DEBT COMPUTATION	182,418,461	Cash Dec. 31, 1991	445,744.56
Other Statutory Expenditures		REAL PROPERTY VALUATIONS		Taxes Receivable	205,262.23
CETA And Other Public Employment Programs		Code Class # of Parcels % VAL'N		Tox Title Liens	155.95
MUNICIPAL FUNCTIONS TOTAL	1,160,563.48	1 Vacant Land 113 4.87	6,842,500.00	Foreclosed Property	
CAPITAL IMPROVEMENTS *MEMO*	31,000.00	2 Residential 373 44.65	62,791,700.00	Emergencies & Other Deferred Charges	8,000.00
DEBT SERVICE		3 Farm 18 .63	879,400.00	State and Federal Aid Receivable	
Principal Payments		4a Commercial 125 49.48	69,574,500.00	Other Receivables	20,120.92
Interest Payments	146,000.00	4b Industrial		Total	679,283.66
		4c Apartments 2 .38	536,200.00	LIABILITIES, RESERVES, AND SURPLUS	
		Total 631	140,624,300.00	Cash Liabilities	80,230.21
DEFERRED CHARGES	159.63	Land Area 1.60 Sq. Miles		Reserves for Receivables	225,539.10
SCHOOL, COUNTY, SPECIAL DISTRICT TAXES	2,659,613.63	Net Valuation Taxable-Municipal	141,512,953	Surplus Dec. 31, 1991	373,514.35
RESERVE FOR UNCOLLECTED TAXES	253,646.31	Net Valuation Taxable-County	195,033,223	Total	679,283.66
EXPENDITURES TOTAL	4,224,933.05	State Equalized Valuation	137,195,357		
		State Equalization Ratio	75.43		

1407

Population 1980 5,198
 Population 1990 5,958
 S & P Rating
 Moody Rating A1

General Tax Rate Per \$100.

3.50

State Equalized Tax Rate

1.93

CHESTER TOWNSHIP - MORRIS COUNTY
 Form of Government
 Small Municipality Plan C (OMCL 50)
 Number of Members - 5

PER CAPITA:

Gross Debt 856.29
 Net Debt 756.94
 Debt Service 77.71
 Total Tax Levy 2,166.57
 Municipal Expenditures 778.08

PER CENT:

Gross Debt .78
 Net Debt .69
 Tax Levy Collected 94.16
 Tax Levy Cancelled, Abated
 or Adjusted 1.69

EXPENDITURES		REVENUES-REALIZED		1991 PROPERTY TAX	
GENERAL GOVERNMENT				STATE EQUALIZED TAX RATE	
Governing Body & Public Boards		1991 Property Taxes Collected	12,172,549.75	Local District School Taxes	.74 4,895,014.05
Municipal Clerk		1991 Payments in Lieu of Taxes	1,708.26	Regional & Consolidated School Tax	.48 3,192,940.79
Financial Administration	37,961.00	Delinquent Tax & Lien Collections	494,768.63	School Taxes in Municipal Budget	
Assessment of Taxes	37,974.96	Business Personalty Replacement Taxes	49,409.64	County Taxes	.28 1,891,616.04
Collection of Taxes	38,995.00	Taxes from Public Utilities	779,085.00	County Library Taxes	
Planning, Housing & Development	53,990.00	Other Miscellaneous Tax Revenues		Local Municipal Purpose Taxes	.42 2,798,334.95
Human Resources	82,044.00	State Aid Revenues	209,604.00	Veteran & Senior Citizen Taxes	
Elections		Federal Aid Revenues		Total Taxes for Rate Computation	1.92 12,806,855.82
General Administration (other)	445,820.00	State and Local Fiscal Assistance Act Utilized		Special District Taxes	
JUDICIARY		Sale of Acquired Property		Bank Corp. Taxes	
Municipal Courts	78,510.00	Other Miscellaneous Revenues	430,701.60	Added and Omitted Taxes	
PUBLIC SAFETY		Total	14,136,826.88	Total Taxes Levied - ABSTRACT	12,908,431.84
Fire Protection	76,771.50	Prior Years Surplus Appropriated	243,350.00	Total Taxes Billed	12,928,120.81
Police Protection	954,956.00	REVENUES	TOTAL 14,380,176.88	1991 TAXES COLLECTED	12,172,549.75
Civil Defense & Disaster Control	50.00	Reserve For Uncollected Taxes	639,000.00	1991 Taxes Cancelled, Abated or Adjusted	218,768.80
Environmental Inspection & Control	95,042.50	CAPITAL OUTLAY	TOTAL 710,976.48	Transfer to Tax Title Liens or Foreclosed	9,377.30
Other Public Safety				Balance Outstanding Dec. 31, 1991	527,424.96
PUBLIC WORKS				PRIOR YEARS TAXES OUTSTANDING	
Streets and Drainage	546,110.00	Public Enterprises		Balance January 1, 1991	568,612.32
Sewers and Sewage Processing		Recreation-Culture		Collected in 1991	485,101.87
Garbage and Trash Disposal	217,450.00	Public Works	710,976.48	Cancelled, Abated or Adjusted 1991	
Public Buildings and Grounds	65,103.00	Buildings and Grounds		Transfers to Tax Title Liens or Foreclosed	12,521.64
Other Public Works		Library and Education		Balance December 31, 1991	7C,988.81
HEALTH and WELFARE		Conservation		TAX TITLE UENS OUTSTANDING	
Health Services Except Environmental	59,900.00	All Other		Balance January 1, 1991	9,227.20
Welfare-Public Assistance	1,430.04	CAPITAL DEBT AUTHORIZED, DECEMBER 31, 1991		Transfer From Taxes	23,518.10
Hospital, Clinics, First Aid		ISSUED AND UNISSUED	GROSS DEBT	Redeemed in 1991	9,666.76
Animal, Insect, & Rodent Control		School	511,930	Cancelled, Abated or Adjusted (1991)	
Other Welfare Services		Self-Liquidating		Transfers to Foreclosed Property	
RECREATION and CONSERVATION		Other	4,589,841	Balance December 31, 1991	23,078.54
Beaches and Boardwalks		Total	5,101,771	PROPERTY ACQUIRED BY DEED OR FORECLOSURE	
Parks, Playgrounds, Shade Trees	18,225.00	ISSUED AND OUTSTANDING		Balance January 1, 1991	17,500.00
Land Reclamation & Conservation	1,500.00	School	511,930.63	Transfers From Taxes or Liens	
Other Recreational Services	10,700.00	Self-Liquidating		Sale for Cash (1991)	
EDUCATION (excluding schools)		Other	4,195,868.00	Cancelled, Abated or Adjusted (1991)	
Libraries	227,644.00	Total	4,707,798.63	Balance December 31, 1991	17,500.00
Other Educational Services		EQUALIZED VALUATION BASIS		CURRENT FINANCES DECEMBER 31, 1991	
STATUTORY EXPENDITURES		FOR NET DEBT COMPUTATION	657,568,360	ASSETS	
Pensions & F. I. C. A.	280,215.00	REAL PROPERTY VALUATIONS		Cash Dec. 31, 1991	82C,018.88
Employee Fringe Benefits	179,000.00	Code	Class	Taxes Receivable	598,413.77
Other Statutory Expenditures		# of Parcels	% VAL'N	Tax Title Liens	23,078.54
CETA And Other Public Employment Programs		1 Vacant Land	338 5.37	Foreclosed Property	17,500.00
MUNICIPAL FUNCTIONS		2 Residential	1773 83.46	Emergencies & Other Deferred Charges	19,000.00
CAPITAL IMPROVEMENTS	* MEMO *	3 Farm	206 5.56	State and Federal Aid Receivable	12,686.00
DEBT SERVICE		4a Commercial	101 4.60	Other Receivables	20,139.54
Principal Payments	268,438.00	4b Industrial	7 1.01	Total	1,51C,836.73
Interest Payments	194,543.59	4c Apartments		LIABILITIES, RESERVES, AND SURPLUS	
DEFERRED CHARGES		Total	2430	Cash Liabilities	386,604.43
SCHOOL, COUNTY, SPECIAL DISTRICT TAXES	9,987,108.14	Land Area	28.90 Sq. Miles	Reserves for Receivables	659,131.85
RESERVE FOR UNCOLLECTED TAXES	639,000.00	Net Valuation Taxable-Municipal	365,759,851	Surplus Dec. 31, 1991	465,100.45
EXPENDITURES	TOTAL	Net Valuation Taxable-County	706,574,733	Total	1,51C,836.73
	14,622,901.73	State Equalized Valuation	663,487,980		
		State Equalization Ratio	55.07		

0307
Population 1980 3,867
Population 1990 5,152
S & P Rating
Moody Rating

General Tax Rate Per \$100. 1.75
State Equalized Tax Rate 1.85

CHESTERFIELD TWP. - BURLINGTON CO.
Form of Government
Township Committee
Number of Members - 3

PER CAPITA:
Gross Debt 528.00
Net Debt 524.84
Debt Service 45.48
Total Tax Levy 650.18
Municipal Expenditures 287.64

PER CENT:
Gross Debt 1.65
Net Debt 1.64
Tax Levy Collected 91.54
Tax Levy Cancelled, Abated or Adjusted 2.22

EXPENDITURES		REVENUES-REALIZED		1991 PROPERTY TAX	
GENERAL GOVERNMENT		1991 Property Taxes Collected		STATE EQUALIZED TAX RATE	
Governing Body & Public Boards			3,048,555.79	Local District School Taxes	.75 1,278,468.00
Municipal Clerk				Regional & Consolidated School Tax	.51 868,017.84
Financial Administration	37,000.00	1991 Payments in Lieu of Taxes	172,159.78	School Taxes in Municipal Budget	
Assessment of Taxes	41,950.00	Delinquent Tax & Lien Collections	35,731.88	County Taxes	.57 973,512.06
Collection of Taxes	23,500.00	Business Personalty Replacement Taxes	291,601.00	County Library Taxes	.03 59,409.83
Planning, Housing & Development	46,250.00	Taxes from Public Utilities	199,350.24	Local Municipal Purpose Taxes	
Human Resources	25,934.00	Other Miscellaneous Tax Revenues		Veteran & Senior Citizen Taxes	20,750.00
Elections		State Aid Revenues		Total Taxes for Rate Computation	1.86 3,200,157.73
General Administration (other)	193,500.00	Federal Aid Revenues		Special District Taxes	99,876.50
JUDICIARY		State and Local Fiscal Assistance Act Utilized		Bank Corp. Taxes	
Municipal Courts	52,600.00	Sale of Acquired Property	268,572.90	Added and Omitted Taxes	70,450.01
PUBLIC SAFETY		Other Miscellaneous Revenues	4,015,971.59	Total Taxes Levied - ABSTRACT	3,349,734.24
Fire Protection	200.00		563,000.00	Total Taxes Billed	3,330,257.61
Police Protection	66,500.00	Prior Years Surplus Appropriated	4,578,971.59	1991 TAXES COLLECTED	3,048,555.79
Civil Defense & Disaster Control	2,750.00	REVENUES TOTAL	257,072.50	1991 Taxes Cancelled, Abated or Adjusted	73,856.98
Environmental Inspection & Control	33,500.00	Reserve For Uncollected Taxes	10,974.22	Transfer to Tax Title Liens or Foreclosed	547.53
Other Public Safety		CAPITAL OUTLAY TOTAL		Balance Outstanding Dec. 31, 1991	207,297.31
PUBLIC WORKS				PRIOR YEARS TAXES OUTSTANDING	
Streets and Drainage	159,500.00	Public Enterprises		Balance January 1, 1991	247,070.55
Sewers and Sewage Processing		Recreation-Culture	10,974.22	Collected in 1991	172,159.78
Garbage and Trash Disposal		Public Works		Cancelled, Abated or Adjusted 1991	1,636.53
Public Buildings and Grounds	32,400.00	Buildings and Grounds		Transfers to Tax Title Liens or Foreclosed	
Other Public Works	25,000.00	Library and Education		Balance December 31, 1991	73,274.24
HEALTH and WELFARE		Conservation		TAX TITLE LIENS OUTSTANDING	
Health Services Except Environmental	1,200.00	All Other		Balance January 1, 1991	620.18
Welfare-Public Assistance	31,200.00			Transfer From Taxes	547.53
Hospital, Clinics, First Aid		CAPITAL DEBT AUTHORIZED, DECEMBER 31, 1991		Redeemed in 1991	
Animal, Insect, & Rodent Control		ISSUED AND UNISSUED		Cancelled, Abated or Adjusted (1991)	
Other Welfare Services		School	16,250	Transfers to Foreclosed Property	
RECREATION and CONSERVATION		Self-Liquidating		Balance December 31, 1991	1,167.71
Beaches and Boardwalks		Other	2,704,000	PROPERTY ACQUIRED BY DEED OR	
Parks, Playgrounds, Shade Trees	18,500.00	Total	2,720,250	FORECLOSURE	
Land Reclamation & Conservation	7,200.00			Balance January 1, 1991	7,800.00
Other Recreational Services	75,500.00	ISSUED AND OUTSTANDING		Transfers From Taxes or Liens	
EDUCATION (excluding schools)		School	16,250.02	Sale for Cash (1991)	
Libraries	9,500.00	Self-Liquidating		Cancelled, Abated or Adjusted (1991)	
Other Educational Services	22,974.25	Other	2,590,000.00	Balance December 31, 1991	7,800.00
STATUTORY EXPENDITURES		Total	2,606,250.02	CURRENT FINANCES DECEMBER 31, 1991	
Pensions & F. L. C. A.	46,000.00	EQUALIZED VALUATION BASIS		ASSETS	
Employee Fringe Benefits	24,300.00	FOR NET DEBT COMPUTATION	165,237,681	Cash Dec. 31, 1991	1,213,548.79
Other Statutory Expenditures		REAL PROPERTY VALUATIONS		Taxes Receivable	280,571.55
CETA And Other Public Employment Programs		Code Class # of Parcels % VAL'N		Tax Title Liens	1,167.71
MUNICIPAL FUNCTIONS TOTAL	976,958.25	1 Vacant Land 90 3.74	6,699,600.00	Foreclosed Property	7,800.00
CAPITAL IMPROVEMENTS *MEMO*	25,000.00	2 Residential 658 65.94	118,148,900.00	Emergencies & Other Deferred Charges	30,000.00
DEBT SERVICE		3 Farm 416 22.06	39,540,100.00	State and Federal Aid Receivable	
Principal Payments	60,000.00	4a Commercial 68 8.26	14,800,500.00	Other Receivables	8,439.91
Interest Payments	174,287.46	4b Industrial		Total	1,541,527.96
DEFERRED CHARGES	13,590.25	4c Apartments		LIABILITIES, RESERVES, AND SURPLUS	
SCHOOL COUNTY, SPECIAL DISTRICT TAXES	3,279,234.23	Total 1232	179,189,100.00	Cash Liabilities	437,429.75
RESERVE FOR UNCOLLECTED TAXES	257,072.50	Land Area 21.31 Sq. Miles		Reserves for Receivables	297,979.17
EXPENDITURES TOTAL	4,761,192.69	Net Valuation Taxable-Municipal	180,305,068	Surplus Dec. 31, 1991	806,119.04
		Net Valuation Taxable-County	177,573,788	Total	1,541,527.96
		State Equalized Valuation	170,481,847		
		State Equalization Ratio	105.80		

0308

Population 1980 16,072
 Population 1990 14,583
 S & P Rating
 Moody Rating A1

General Tax Rate Per \$100.

State Equalized Tax Rate

1.98

1.92

CINNAMINSON TWP. - BURLINGTON CO.
 Form of Government
 Township Committee
 Number of Members - 5

PER CAPITA:

Gross Debt 454.38
 Net Debt 279.04
 Debt Service 14.11
 Total Tax Levy 1,279.70
 Municipal Expenditures 371.05

PER CENT:

Gross Debt .79
 Net Debt .48
 Tax Levy Collected 95.53
 Tax Levy Cancelled, Abated or Adjusted 1.91

EXPENDITURES		REVENUES-REALIZED		1991 PROPERTY TAX	
GENERAL GOVERNMENT				STATE EQUALIZED TAX RATE	
Governing Body & Public Boards		1991 Property Taxes Collected	17,842,399.38	Local District School Taxes	1.17 10,475,728.00
Municipal Clerk		1991 Payments in Lieu of Taxes		Regional & Consolidated School Tax	
Financial Administration	59,170.00	Delinquent Tax & Lien Collections	588,074.16	School Taxes in Municipal Budget	
Assessment of Taxes	33,575.00	Business Personalty Replacement Taxes	285,662.44	County Taxes	.55 4,958,761.51
Collection of Taxes	65,900.00	Taxes from Public Utilities	1,504,993.00	County Library Taxes	.03 302,423.34
Planning, Housing & Development	33,250.00	Other Miscellaneous Tax Revenues		Local Municipal Purpose Taxes	.16 1,405,181.68
Human Resources	87,113.00	State Aid Revenues	511,902.00	Veteran & Senior Citizen Taxes	
Elections		Federal Aid Revenues		Total Taxes for Rate Computation	1.91 17,280,944.53
General Administration (other)	520,307.10	State and Local Fiscal Assistance Act Utilized		Special District Taxes	
JUDICIARY		Sale of Acquired Property		Bank Corp. Taxes	
Municipal Courts	49,700.00	Other Miscellaneous Revenues	517,963.35	Added and Omitted Taxes	
PUBLIC SAFETY		Total	21,250,994.33	Total Taxes Levied - ABSTRACT	18,661,859.19
Fire Protection		Prior Years Surplus Appropriated	700,000.00	Total Taxes Billed	18,676,895.64
Police Protection	1,453,917.85	REVENUES	TOTAL	1991 TAXES COLLECTED	17,842,399.38
Civil Defense & Disaster Control	5,000.00	Reserve For Uncollected Taxes	753,777.37	1991 Taxes Cancelled, Abated or Adjusted	357,424.64
Environmental Inspection & Control	50,000.00	CAPITAL OUTLAY	TOTAL	Transfer to Tax Title Liens or Foreclosed	22,194.88
Other Public Safety			279,179.33	Balance Outstanding Dec. 31, 1991	454,876.74
PUBLIC WORKS				PRIOR YEARS TAXES OUTSTANDING	
Streets and Drainage	982,500.00	Public Enterprises		Balance January 1, 1991	600,283.87
Sewers and Sewage Processing		Recreation-Culture	5,694.12	Collected in 1991	550,998.88
Garbage and Trash Disposal		Public Works	105,695.41	Cancelled, Abated or Adjusted 1991	
Public Buildings and Grounds	89,600.00	Buildings and Grounds	145,791.42	Transfers to Tax Title Liens or Foreclosed	19,098.10
Other Public Works		Library and Education	21,998.38	Balance December 31, 1991	30,186.89
HEALTH and WELFARE		Conservation		TAX TITLE LIENS OUTSTANDING	
Health Services Except Environmental	3,175.00	All Other		Balance January 1, 1991	38,008.73
Welfare-Public Assistance	23,585.00	CAPITAL DEBT AUTHORIZED, DECEMBER 31, 1991		Transfer From Taxes	45,493.15
Hospital, Clinics, First Aid		ISSUED AND UNISSUED	GROSS DEBT	Redeemed in 1991	37,075.28
Animal, Insect, & Rodent Control	4,500.00	School	2,557,000.00	Cancelled, Abated or Adjusted (1991)	
Other Welfare Services		Self-Liquidating		Transfers to Foreclosed Property	
RECREATION and CONSERVATION		Other	4,069,186	Balance December 31, 1991	46,426.60
Beaches and Boardwalks		Total	6,626,186	PROPERTY ACQUIRED BY DEED OR FORECLOSURE	
Parks, Playgrounds, Shade Trees	2,500.00			Balance January 1, 1991	26,070.00
Land Reclamation & Conservation				Transfers From Taxes or Liens	
Other Recreational Services	53,000.00	ISSUED AND OUTSTANDING		Sale for Cash (1991)	
EDUCATION (excluding schools)		School	2,557,000.00	Cancelled, Abated or Adjusted (1991)	
Libraries	34,000.00	Self-Liquidating		Balance December 31, 1991	26,070.00
Other Educational Services		Other	3,484,726.70	CURRENT FINANCES DECEMBER 31, 1991	
STATUTORY EXPENDITURES		Total	6,041,726.70	ASSETS	
Pensions & F. L. C. A.	339,154.00	EQUALIZED VALUATION BASIS		Cash Dec. 31, 1991	4,461,848.02
Employee Fringe Benefits	400,000.00	FOR NET DEBT COMPUTATION	841,904,342	Taxes Receivable	485,063.63
Other Statutory Expenditures		REAL PROPERTY VALUATIONS		Tax Title Liens	46,426.60
CETA And Other Public Employment Programs		Code Class # of Parcels % VAL'N	ASSESSED VALUATION	Foreclosed Property	26,070.00
MUNICIPAL FUNCTIONS		1 Vacant Land 385 2.24	19,250,800.00	Emergencies & Other Deferred Charges	203,000.00
CAPITAL IMPROVEMENTS	25,000.00	2 Residential 4799 75.76	651,260,650.00	State and Federal Aid Receivable	
DEBT SERVICE		3 Farm 16 .15	1,251,700.00	Other Receivables	1,434.91
Principal Payments	155,237.37	4a Commercial 176 12.05	103,612,700.00	Total	5,223,843.16
Interest Payments	50,562.50	4b Industrial 103 9.79	84,132,600.00	LIABILITIES, RESERVES, AND SURPLUS	
		4c Apartments 1 .02	129,900.00	Cash Liabilities	3,074,686.29
		Total 5480	859,638,350.00	Reserves for Receivables	558,995.14
DEFERRED CHARGES	156,539.43	Land Area 7.57 Sq. Miles		Surplus Dec. 31, 1991	1,590,161.73
SCHOOL, COUNTY, SPECIAL DISTRICT TAXES	17,196,177.45	Net Valuation Taxable-Municipal	866,281,660	Total	5,223,843.16
RESERVE FOR UNCOLLECTED TAXES	753,777.37	Net Valuation Taxable-County	903,932,149		
EXPENDITURES	TOTAL	State Equalized Valuation	895,433,994		
	22,607,241.37	State Equalization Ratio	96.72		

2002
Population 1980 16,699
Population 1990 14,629
S & P Rating
Moody Rating A1

General Tax Rate Per \$100. 3.41
State Equalized Tax Rate 2.04

CLARK TOWNSHIP - UNION COUNTY
Form of Government
Mayor-Council Plan F (OMCL 50)
Number of Members - 7

PER CAPITA:
Gross Debt 629.40
Net Debt 610.42
Debt Service 45.87
Total Tax Levy 1,643.99
Municipal Expenditures 698.47
PER CENT:
Gross Debt .77
Net Debt .75
Tax Levy Collected 97.98
Tax Levy Cancelled, Abated or Adjusted .50

EXPENDITURES		REVENUES-REALIZED		1991 PROPERTY TAX	
GENERAL GOVERNMENT				STATE EQUALIZED TAX RATE	
Governing Body & Public Boards	47,947.26	1991 Property Taxes Collected	23,606,210.20	Local District School Taxes	7,916,352.00
Municipal Clerk	113,063.90	1991 Payments in Lieu of Taxes		Regional & Consolidated School Tax	5,907,440.29
Financial Administration	288,303.82	Delinquent Tax & Lien Collections	318,791.60	School Taxes in Municipal Budget	
Assessment of Taxes	32,571.26	Business Personalty Replacement Taxes	560,244.08	County Taxes	4,797,643.79
Collection of Taxes	36,171.00	Taxes from Public Utilities	1,049,267.00	County Library Taxes	
Planning, Housing & Development	10,164.30	Other Miscellaneous Tax Revenues		Local Municipal Purpose Taxes	5,375,022.32
Human Resources	108,247.90	State Aid Revenues	696,530.82	Veteran & Senior Citizen Taxes	194,700.00
Elections	8,698.00	Federal Aid Revenues		Total Taxes for Rate Computation	24,191,158.40
General Administration (other)	422,520.00	State and Local Fiscal Assistance Act Utilized		Special District Taxes	
JUDICIARY		Sale of Acquired Property		Bank Corp. Taxes	
Municipal Courts	142,968.00	Other Miscellaneous Revenues	1,773,421.43	Added and Omitted Taxes	53,414.78
PUBLIC SAFETY		Total	28,004,465.19	Total Taxes Levied - ABSTRACT	24,049,873.18
Fire Protection	331,785.97	Prior Years Surplus Appropriated	970,000.00	Total Taxes Billed	24,091,734.09
Police Protection	2,245,223.06	REVENUES TOTAL	28,974,465.19	1991 TAXES COLLECTED	23,606,210.20
Civil Defense & Disaster Control	9,425.00	Reserve For Uncollected Taxes	550,049.00	1991 Taxes Cancelled, Abated or Adjusted	119,523.91
Environmental Inspection & Control	95,801.72			Transfer to Tax Title Liens or Foreclosed	7,382.65
Other Public Safety		CAPITAL OUTLAY TOTAL	1,698,102.93	Balance Outstanding Dec. 31, 1991	358,617.33
PUBLIC WORKS				PRIOR YEARS TAXES OUTSTANDING	
Streets and Drainage	790,672.75	Public Enterprises		Balance January 1, 1991	327,964.82
Sewers and Sewage Processing	2,115,679.00	Recreation-Culture		Collected in 1991	318,791.66
Garbage and Trash Disposal		Public Works	108,695.79	Cancelled, Abated or Adjusted 1991	4,380.60
Public Buildings and Grounds	252,291.00	Buildings and Grounds	1,589,407.14	Transfers to Tax Title Liens or Foreclosed	4,792.56
Other Public Works		Library and Education		Balance December 31, 1991	
HEALTH and WELFARE		Conservation		TAX TITLE LIENS OUTSTANDING	
Health Services Except Environmental	43,007.34	All Other		Balance January 1, 1991	24,789.79
Welfare-Public Assistance	17,274.37			Transfer From Taxes	13,257.06
Hospital, Clinics, First Aid		CAPITAL DEBT AUTHORIZED, DECEMBER 31, 1991		Redeemed in 1991	
Animal, Insect, & Rodent Control	17,991.24	ISSUED AND UNISSUED		Cancelled, Abated or Adjusted (1991)	
Other Welfare Services		School	277,667	Transfers to Foreclosed Property	
RECREATION and CONSERVATION		Self-Liquidating		Balance December 31, 1991	38,046.85
Beaches and Boardwalks		Other	8,929,827	PROPERTY ACQUIRED BY DEED OR	
Parks, Playgrounds, Shade Trees	49,365.00	Total	9,207,494	FORECLOSURE	
Land Reclamation & Conservation				Balance January 1, 1991	35,575.00
Other Recreational Services	32,539.81	ISSUED AND OUTSTANDING		Transfers From Taxes or Liens	
EDUCATION (excluding schools)		School	277,667.72	Sale for Cash (1991)	
Libraries	363,820.00	Self-Liquidating		Cancelled, Abated or Adjusted (1991)	
Other Educational Services		Other	4,583,000.00	Balance December 31, 1991	35,575.00
STATUTORY EXPENDITURES		Total	4,860,667.72	CURRENT FINANCES DECEMBER 31, 1991	
Pensions & F. I. C. A.	619,577.26	EQUALIZED VALUATION BASIS		ASSETS	
Employee Fringe Benefits	679,341.84	FOR NET DEBT COMPUTATION	1,193,259,701	Cash Dec. 31, 1991	1,978,177.66
Other Statutory Expenditures		REAL PROPERTY VALUATIONS		Taxes Receivable	358,617.33
CETA And Other Public Employment Programs		Code Class # of Parcels % VAL'N		Tax Title Liens	38,046.85
MUNICIPAL FUNCTIONS TOTAL	8,924,451.30	1 Vacant Land 103 .56	3,915,500.00	Foreclosed Property	35,575.00
CAPITAL IMPROVEMENTS * MEMO *	70,000.00	2 Residential 4737 77.14	542,789,100.00	Emergencies & Other Deferred Charges	265,000.00
DEBT SERVICE		3 Farm 3 .02	121,500.00	State and Federal Aid Receivable	55,066.23
Principal Payments	460,000.00	4a Commercial 201 13.05	91,844,200.00	Other Receivables	41,493.23
Interest Payments	211,080.00	4b Industrial 25 6.51	45,786,000.00	Total	2,771,976.30
DEFERRED CHARGES	72,206.95	4c Apartments 6 2.73	19,197,800.00	LIABILITIES, RESERVES, AND SURPLUS	
SCHOOL, COUNTY, SPECIAL DISTRICT TAXES	18,621,436.08	Total 5075	703,654,100.00	Cash Liabilities	984,191.62
RESERVE FOR UNCOLLECTED TAXES	550,049.00	Land Area 4.53 Sq. Miles		Reserves for Receivables	473,732.41
EXPENDITURES TOTAL	23,839,233.33	Net Valuation Taxable-Municipal	704,936,050	Surplus Dec. 31, 1991	1,314,052.27
		Net Valuation Taxable-County	1,241,149,688	Total	2,771,976.30
		State Equalized Valuation	1,177,371,036		
		State Equalization Ratio	59.83		

0801

Population 1980 6,013
 Population 1990 6,155
 S & P Rating
 Moody Rating BAA

General Tax Rate Per \$100.

3.72

State Equalized Tax Rate

2.35

CLAYTON BOROUGH - GLOUCESTER CO.

Form of Government
 Borough Council
 Number of Members - 6

PER CAPITA:

Gross Debt 1,213.71
 Net Debt 133.18
 Debt Service 16.04
 Total Tax Levy 677.26
 Municipal Expenditures 408.17

PER CENT:

Gross Debt 4.78
 Net Debt .52
 Tax Levy Collected 92.25
 Tax Levy Cancelled, Abated or Adjusted

EXPENDITURES		REVENUES-REALIZED		1991 PROPERTY TAX	
GENERAL GOVERNMENT				STATE EQUALIZED TAX RATE 1.07	
Governing Body & Public Boards	10,501.00	1991 Property Taxes Collected	3,855,395.82	Local District School Taxes	1,849,609.25
Municipal Clerk	15,343.30	1991 Payments in Lieu of Taxes		Regional & Consolidated School Tax	
Financial Administration	89,313.30	Delinquent Tax & Lien Collections	472,916.20	School Taxes in Municipal Budget	
Assessment of Taxes	17,878.72	Business Personalty Replacement Taxes	45,148.36	County Taxes	1,017,505.21
Collection of Taxes	34,103.00	Taxes from Public Utilities	330,209.00	County Library Taxes	40,493.89
Planning, Housing & Development	16,144.00	Other Miscellaneous Tax Revenues		Local Municipal Purpose Taxes	1,137,312.77
Human Resources	78,752.21	State Aid Revenues	374,559.71	Veteran & Senior Citizen Taxes	67,250.00
Elections	1,662.00	Federal Aid Revenues		Total Taxes for Rate Computation	4,112,171.12
General Administration (other)	452,906.95	State and Local Fiscal Assistance Act Utilized		Special District Taxes	
JUDICIARY		Sale of Acquired Property		Bank Corp. Taxes	
Municipal Courts	40,020.00	Other Miscellaneous Revenues	444,203.23	Added and Omitted Taxes	123,628.59
PUBLIC SAFETY		Total	5,522,432.32	Total Taxes Levied - ABSTRACT	4,168,549.71
Fire Protection	50,071.20	Prior Years Surplus Appropriated	350,000.00	Total Taxes Billed	4,179,124.42
Police Protection	709,852.15	REVENUES TOTAL	5,872,432.32	1991 TAXES COLLECTED	3,855,395.82
Civil Defense & Disaster Control	1,333.00	Reserve For Uncollected Taxes		1991 Taxes Cancelled, Abated or Adjusted	100.44
Environmental Inspection & Control	36,780.00			Transfer to Tax Title Liens or Foreclosed	23,695.30
Other Public Safety				Balance Outstanding Dec. 31, 1991	296,932.86
PUBLIC WORKS		CAPITAL OUTLAY TOTAL	86,409.76	PRIOR YEARS TAXES OUTSTANDING	
Streets and Drainage	173,011.00	Public Enterprises	4,203.07	Balance January 1, 1991	410,140.48
Sewers and Sewage Processing		Recreation-Culture	2,655.00	Collected in 1991	367,977.22
Garbage and Trash Disposal	331,113.00	Public Works	73,282.04	Cancelled, Abated or Adjusted 1991	93.12
Public Buildings and Grounds	16,909.00	Buildings and Grounds	6,269.65	Transfers to Tax Title Liens or Foreclosed	34,504.51
Other Public Works	62,228.40	Library and Education		Balance December 31, 1991	7,565.63
HEALTH and WELFARE		Conservation		TAX TITLE LIENS OUTSTANDING	
Health Services Except Environmental	3,733.00	All Other		Balance January 1, 1991	137,086.24
Welfare-Public Assistance	5,313.02			Transfer From Taxes	59,074.00
Hospital, Clinics, First Aid		CAPITAL DEBT AUTHORIZED, DECEMBER 31, 1991		Redeemed in 1991	104,938.98
Animal, Insect, & Rodent Control	20.00	ISSUED AND UNISSUED		Cancelled, Abated or Adjusted (1991)	
Other Welfare Services		School	5,190,000.00	Transfers to Foreclosed Property	
RECREATION and CONSERVATION		Self-Liquidating	1,460,650.00	Balance December 31, 1991	91,221.26
Beaches and Boardwalks		Other	819,733.00	PROPERTY ACQUIRED BY DEED OR FORECLOSURE	
Parks, Playgrounds, Shade Trees		Total	7,470,383.00	Balance January 1, 1991	301,604.50
Land Reclamation & Conservation	53,665.00	ISSUED AND OUTSTANDING		Transfers From Taxes or Liens	
Other Recreational Services	46,002.00	School	5,190,000.00	Sale for Cash (1991)	
EDUCATION (excluding schools)		Self-Liquidating	1,460,650.00	Cancelled, Abated or Adjusted (1991)	
Libraries		Other	815,100.00	Balance December 31, 1991	301,604.50
Other Educational Services	100.00	Total	7,465,750.00	CURRENT FINANCES DECEMBER 31, 1991	
STATUTORY EXPENDITURES		EQUALIZED VALUATION BASIS		ASSETS	
Pensions & F. I. C. A.	128,118.00	FOR NET DEBT COMPUTATION	156,189.980	Cash Dec. 31, 1991	1,368,375.17
Employee Fringe Benefits		REAL PROPERTY VALUATIONS		Taxes Receivable	304,498.49
Other Statutory Expenditures		Code Class # of Parcels % VAL'N ASSESSED VALUATION		Tax Title Liens	91,221.26
CETA And Other Public Employment Programs		1 Vacant Land 310 3.19	3,436,900.00	Foreclosed Property	301,604.50
MUNICIPAL FUNCTIONS TOTAL	2,374,932.95	2 Residential 1780 75.97	81,859,300.00	Emergencies & Other Deferred Charges	60,000.00
CAPITAL IMPROVEMENTS *MEMO*	40,000.00	3 Farm 50 1.14	1,232,700.00	State and Federal Aid Receivable	784.78
DEBT SERVICE		4a Commercial 84 8.30	8,938,600.00	Other Receivables	58,156.24
Principal Payments	44,700.00	4b Industrial 16 8.49	9,152,300.00	Total	2,184,640.44
Interest Payments	54,033.60	4c Apartments 8 2.91	3,138,800.00	LIABILITIES, RESERVES, AND SURPLUS	
DEFERRED CHARGES	38,597.96	Total 2243	107,753,600.00	Cash Liabilities	536,170.00
SCHOOL, COUNTY, SPECIAL DISTRICT TAXES	2,907,608.35	Land Area 7.26 Sq. Miles		Reserves for Receivables	755,480.49
RESERVE FOR UNCOLLECTED TAXES		Net Valuation Taxable-Municipal	108,938,060	Surplus Dec. 31, 1991	892,989.95
EXPENDITURES TOTAL	5,419,872.86	Net Valuation Taxable-County	162,250,531	Total	2,184,640.44
		State Equalized Valuation	171,899,675		
		State Equalization Ratio	63.12		

0411
Population 1980 5,764
Population 1990 5,601
S & P Rating
Moody Rating AAA

General Tax Rate Per \$100. 2.21
State Equalized Tax Rate 2.55

CLEMENTON BOROUGH - CAMDEN CO.
Form of Government
Borough Council
Number of Members - 6

PER CAPITA:
Gross Debt 1,088.96
Net Debt 587.70
Debt Service 55.35
Total Tax Levy 716.86
Municipal Expenditures 466.37
PER CENT:
Gross Debt 4.34
Net Debt 2.34
Tax Levy Collected 91.78
Tax Levy Cancelled, Abated or Adjusted .06

EXPENDITURES		REVENUES-REALIZED		1991 PROPERTY TAX	
GENERAL GOVERNMENT				STATE EQUALIZED TAX RATE	
Governing Body & Public Boards		1991 Property Taxes Collected	3,690,726.50	Local District School Taxes	872,911.50
Municipal Clerk		1991 Payments in Lieu of Taxes		Regional & Consolidated School Tax	734,051.16
Financial Administration	51,800.00	Delinquent Tax & Lien Collections	226,760.41	School Taxes in Municipal Budget	
Assessment of Taxes	15,925.00	Business Personalty Replacement Taxes	37,522.36	County Taxes	1,212,787.70
Collection of Taxes	34,600.00	Taxes from Public Utilities	206,827.00	County Library Taxes	36,871.13
Planning, Housing & Development	21,450.00	Other Miscellaneous Tax Revenues		Local Municipal Purpose Taxes	1,149,703.00
Human Resources	43,695.00	State Aid Revenues	313,996.06	Veteran & Senior Citizen Taxes	58,700.00
Elections	4,000.00	Federal Aid Revenues		Total Taxes for Rate Computation	4,065,024.49
General Administration (other)	267,200.00	State and Local Fiscal Assistance Act Utilized		Special District Taxes	
JUDICIARY		Sale of Acquired Property		Bank Corp. Taxes	
Municipal Courts	59,210.00	Other Miscellaneous Revenues	185,643.25	Added and Omitted Taxes	8,784.14
PUBLIC SAFETY		Total	4,661,475.58	Total Taxes Levied - ABSTRACT	4,015,108.63
Fire Protection	50,006.17	Prior Years Surplus Appropriated	525,000.00	Total Taxes Billed	4,021,099.02
Police Protection	507,876.37	REVENUES TOTAL	5,186,475.58	1991 TAXES COLLECTED	3,690,726.50
Civil Defense & Disaster Control	1,700.00	Reserve For Uncollected Taxes	440,842.13	1991 Taxes Cancelled, Abated or Adjusted	2,344.49
Environmental Inspection & Control	26,100.00	CAPITAL OUTLAY TOTAL	221,118.86	Transfer to Tax Title Liens or Foreclosed	84,514.71
Other Public Safety				Balance Outstanding Dec. 31, 1991	243,513.32
PUBLIC WORKS				PRIOR YEARS TAXES OUTSTANDING	
Streets and Drainage	147,000.00	Public Enterprises	17,609.86	Balance January 1, 1991	273,970.62
Sewers and Sewage Processing		Recreation—Culture		Collected in 1991	218,978.38
Garbage and Trash Disposal	320,000.00	Public Works	139,508.55	Cancelled, Abated or Adjusted 1991	4,901.04
Public Buildings and Grounds	29,260.00	Buildings and Grounds	64,000.45	Transfers to Tax Title Liens or Foreclosed	4,699.80
Other Public Works		Library and Education		Balance December 31, 1991	45,391.40
HEALTH and WELFARE		Conservation		TAX TITLE LIENS OUTSTANDING	
Health Services Except Environmental	4,450.00	All Other		Balance January 1, 1991	272,377.13
Welfare—Public Assistance	3,400.00			Transfer From Taxes	90,877.90
Hospital, Clinics, First Aid		CAPITAL DEBT AUTHORIZED, DECEMBER 31, 1991		Redeemed in 1991	7,782.03
Animal, Insect, & Rodent Control		ISSUED AND UNISSUED		Cancelled, Abated or Adjusted (1991)	
Other Welfare Services		School	2,146,317	Transfers to Foreclosed Property	
RECREATION and CONSERVATION		Self-Liquidating	1,216,383	Balance December 31, 1991	355,473.00
Beaches and Boardwalks		Other	2,736,555	PROPERTY ACQUIRED BY DEED OR FORECLOSURE	
Parks, Playgrounds, Shade Trees	5,500.00	Total	6,099,255	Balance January 1, 1991	42,556.45
Land Reclamation & Conservation	3,663.08	ISSUED AND OUTSTANDING		Transfers From Taxes or Liens	
Other Recreational Services	1,000.00	School	1,166,312.21	Sale for Cash (1991)	
EDUCATION (excluding schools)		Self-Liquidating	1,103,876.91	Cancelled, Abated or Adjusted (1991)	
Libraries	10,300.00	Other	2,520,000.00	Balance December 31, 1991	42,556.45
Other Educational Services		Total	4,790,189.12	CURRENT FINANCES DECEMBER 31, 1991	
STATUTORY EXPENDITURES		EQUALIZED VALUATION BASIS FOR NET DEBT COMPUTATION	140,486.114	ASSETS	
Pensions & F. L. C. A.	95,634.52	REAL PROPERTY VALUATIONS		Cash Dec. 31, 1991	747,814.35
Employee Fringe Benefits	140,000.00	Code Class # of Parcels % VAL'N		Taxes Receivable	288,904.72
Other Statutory Expenditures		1 Vacant Land 363 3.08	5,567,500.00	Tax Title Liens	355,473.00
CETA And Other Public Employment Programs		2 Residential 1601 73.04	132,036,250.00	Foreclosed Property	42,556.45
MUNICIPAL FUNCTIONS TOTAL	1,843,770.14	3 Farm 2 .05	89,400.00	Emergencies & Other Deferred Charges	52,808.23
CAPITAL IMPROVEMENTS *MEMO*	10,000.00	4a Commercial 98 18.43	33,323,000.00	State and Federal Aid Receivable	391.51
DEBT SERVICE		4b Industrial		Other Receivables	97,827.55
Principal Payments	125,000.00	4c Apartments 6 5.40	9,760,000.00	Total	1,585,775.81
Interest Payments	185,006.25	Total 2075	180,776,150.00	LIABILITIES, RESERVES, AND SURPLUS	
DEFERRED CHARGES	17,500.38	Land Area 1.91 Sq. Miles		Cash Liabilities	375,266.78
SCHOOL, COUNTY, SPECIAL DISTRICT TAXES	2,856,621.49	Net Valuation Taxable-Municipal	181,799,446	Reserves for Receivables	784,761.72
RESERVE FOR UNCOLLECTED TAXES	440,842.13	Net Valuation Taxable-County	143,549,013	Surplus Dec. 31, 1991	421,747.31
EXPENDITURES TOTAL	5,468,740.39	State Equalized Valuation	157,797,340	Total	1,585,775.81
		State Equalization Ratio	115.31		

0206
 Population 1980 21,464
 Population 1990 20,393
 S & P Rating
 Moody Rating

General Tax Rate Per \$100.
 1.54
 State Equalized Tax Rate
 1.50

CLIFFSIDE PARK BOROUGH - BERGEN CO.
 Form of Government
 Borough Council
 Number of Members - 6

PER CAPITA:
 Gross Debt 217.05
 Net Debt 217.05
 Debt Service 93.55
 Total Tax Levy 1,169.10
 Municipal Expenditures 779.29
 PER CENT:
 Gross Debt .28
 Net Debt .28
 Tax Levy Collected 96.47
 Tax Levy Cancelled, Abated or Adjusted .38

EXPENDITURES		REVENUES-REALIZED		1991 PROPERTY TAX	
GENERAL GOVERNMENT				STATE EQUALIZED TAX RATE	
Governing Body & Public Boards	1,000.00	1991 Property Taxes Collected		Local District School Taxes	11,167,314.50
Municipal Clerk		1991 Payments in Lieu of Taxes		Regional & Consolidated School Tax	
Financial Administration	43,000.00	Delinquent Tax & Lien Collections		School Taxes in Municipal Budget	
Assessment of Taxes	78,800.00	Business Personalty Replacement Taxes		County Taxes	3,967,503.48
Collection of Taxes	199,000.00	Taxes from Public Utilities		County Library Taxes	
Planning, Housing & Development	73,000.00	Other Miscellaneous Tax Revenues		Local Municipal Purpose Taxes	8,595,438.00
Human Resources	197,172.00	State Aid Revenues		Veteran & Senior Citizen Taxes	157,250.00
Elections		Federal Aid Revenues		Total Taxes for Rate Computation	23,887,505.98
General Administration (other)	1,168,126.00	State and Local Fiscal Assistance Act Utilized		Special District Taxes	
JUDICIARY		Sale of Acquired Property		Bank Corp. Taxes	
Municipal Courts	139,193.39	Other Miscellaneous Revenues		Added and Omitted Taxes	111,270.77
PUBLIC SAFETY		Total		Total Taxes Levied - ABSTRACT	23,841,526.75
Fire Protection	1,059,632.00	Prior Years Surplus Appropriated		Total Taxes Billed	23,870,498.12
Police Protection	2,254,157.24	REVENUES TOTAL		1991 TAXES COLLECTED	23,028,974.90
Civil Defense & Disaster Control	7,500.00	Reserve For Uncollected Taxes		1991 Taxes Cancelled, Abated or Adjusted	89,563.80
Environmental Inspection & Control	119,900.00	CAPITAL OUTLAY TOTAL		Transfer to Tax Title Liens or Foreclosed	8,680.94
Other Public Safety		362,758.61		Balance Outstanding Dec. 31, 1991	743,278.48
PUBLIC WORKS				PRIOR YEARS TAXES OUTSTANDING	
Streets and Drainage	741,200.00	Public Enterprises		Balance January 1, 1991	723,037.10
Sewers and Sewage Processing	1,699,800.23	Recreation-Culture		Collected in 1991	717,051.14
Garbage and Trash Disposal	1,428,000.00	Public Works		Cancelled, Abated or Adjusted 1991	5,260.61
Public Buildings and Grounds	106,000.00	Buildings and Grounds		Transfers to Tax Title Liens or Foreclosed	725.35
Other Public Works	111,500.00	Library and Education		Balance December 31, 1991	
HEALTH and WELFARE		Conservation		TAX TITLE LIENS OUTSTANDING	
Health Services Except Environmental	103,675.00	All Other		Balance January 1, 1991	25,706.11
Welfare-Public Assistance	35,250.00	CAPITAL DEBT AUTHORIZED, DECEMBER 31, 1991		Transfer From Taxes	9,550.94
Hospital, Clinics, First Aid		ISSUED AND UNISSUED GROSS DEBT NET DEBT		Redeemed in 1991	
Animal, Insect, & Rodent Control		School		Cancelled, Abated or Adjusted (1991)	
Other Welfare Services		Self-Liquidating		Transfers to Foreclosed Property	
RECREATION and CONSERVATION		Other		Balance December 31, 1991	35,257.05
Beaches and Boardwalks		Total		PROPERTY ACQUIRED BY DEED OR	
Parks, Playgrounds, Shade Trees	96,000.00	ISSUED AND OUTSTANDING		FORECLOSURE	
Land Reclamation & Conservation	67,477.03	School		Balance January 1, 1991	31,661.78
Other Recreational Services	110,150.00	Self-Liquidating		Transfers From Taxes or Liens	
EDUCATION (excluding schools)		Other		Sale for Cash (1991)	
Libraries	442,032.00	Total		Cancelled, Abated or Adjusted (1991)	
Other Educational Services		EQUALIZED VALUATION BASIS		Balance December 31, 1991	31,661.78
STATUTORY EXPENDITURES		FOR NET DEBT COMPUTATION		CURRENT FINANCES DECEMBER 31, 1991	
Pensions & F. L. C. A.	820,389.76	REAL PROPERTY VALUATIONS		ASSETS	
Employee Fringe Benefits	877,000.00	Code Class # of Parcels % VAL'N ASSESSED VALUATION		Cash Dec. 31, 1991	5,855,425.01
Other Statutory Expenditures		1 Vocant Land 122 .87 13,418,000.00		Taxes Receivable	743,278.48
CETA And Other Public Employment Programs		2 Residential 6056 82.25 1,263,207,960.00		Tax Title Liens	35,257.05
MUNICIPAL FUNCTIONS TOTAL	11,978,954.65	3 Farm 240 7.10 108,977,800.00		Foreclosed Property	31,661.78
CAPITAL IMPROVEMENTS *MEMO*	180,000.00	4a Commercial 15 .66 10,195,000.00		Emergencies & Other Deferred Charges	238,800.00
DEBT SERVICE		4b Industrial 135 9.12 140,045,206.00		State and Federal Aid Receivable	2,500.00
Principal Payments	1,513,640.00	Total 6568 1,535,843,966.00		Other Receivables	4,688.96
Interest Payments	394,145.68	Land Area 1.00 Sq. Miles		Total	6,911,611.28
DEFERRED CHARGES	77,600.00	Net Valuation Taxable-Municipal		LIABILITIES, RESERVES, AND SURPLUS	
SCHOOL, COUNTY, SPECIAL DISTRICT TAXES	15,134,317.98	Net Valuation Taxable-County		Cash Liabilities	2,094,017.39
RESERVE FOR UNCOLLECTED TAXES	1,925,798.00	State Equalized Valuation		Reserves for Receivables	814,886.27
EXPENDITURES TOTAL	31,026,956.31	State Equalization Ratio		Surplus Dec. 31, 1991	4,002,707.62
		97.40		Total	6,911,611.28

1602

Population 1980 74,388
 Population 1990 71,742
 S & P Rating AA-
 Moody Rating A1

General Tax Rate Per \$100. 1.79
 State Equalized Tax Rate 1.74

CLIFTON CITY - PASSAIC COUNTY
 Form of Government
 Council-Manager (1923)
 Number of Members - 7

PER CAPITA:
 Gross Debt 696.71
 Net Debt 399.02
 Debt Service 78.98
 Total Tax Levy 1,294.23
 Municipal Expenditures 733.72

PER CENT:
 Gross Debt .95
 Net Debt .54
 Tax Levy Collected 97.51
 Tax Levy Cancelled, Abated or Adjusted .64

EXPENDITURES		REVENUES-REALIZED		1991 PROPERTY TAX	
GENERAL GOVERNMENT				STATE EQUALIZED TAX RATE .81	
Governing Body & Public Boards	30,225.00	1991 Property Taxes Collected	90,794,094.37	Local District School Taxes	43,031,435.00
Municipal Clerk	214,478.40	1991 Payments in Lieu of Taxes	98,636.03	Regional & Consolidated School Tax	
Financial Administration	773,835.00	Delinquent Tax & Lien Collections	1,743,748.44	School Taxes in Municipal Budget	802,106.00
Assessment of Taxes	408,133.00	Business Personalty Replacement Taxes	3,161,018.36	County Taxes	24,226,248.51
Collection of Taxes		Taxes from Public Utilities	5,532,409.85	Cauntly Library Taxes	
Planning, Hausing & Development	233,208.00	Other Miscellaneous Tax Revenues		Local Municipal Purpose Taxes	24,684,692.74
Human Resaources	373,760.34	State Aid Revenues	5,743,058.38	Veteran & Senior Citizen Taxes	934,700.00
Elections		Federal Aid Revenues		Total Taxes for Rate Computation	93,679,182.25
General Administration (ather)	2,622,383.90	State and Local Fiscal Assistance Act Utilized		Special District Taxes	
JUDICIARY		Sale of Acquired Property		Bank Corp. Taxes	
Municipal Courts	769,574.00	Other Miscellaneous Revenues	5,846,786.03	Added and Omitted Taxes	106,280.39
PUBLIC SAFETY		Total	112,919,751.46	Total Taxes Levied - ABSTRACT	92,850,762.64
Fire Protection	6,723,619.92	Prior Years Surplus Appropriated	2,600,000.00	Total Taxes Billed	93,112,079.83
Police Protection	7,767,918.56	REVENUES TOTAL	115,519,751.46	1991 TAXES COLLECTED	90,794,094.37
Civil Defense & Disaster Control	13,270.00	Reserve For Uncollected Taxes	2,520,753.00	1991 Taxes Cancelled, Abated or Adjusted	597,600.31
Environmental Inspection & Control	418,543.00	CAPITAL OUTLAY TOTAL	2,774,087.92	Transfer to Tax Title Liens or Foreclosed	79,896.47
Other Public Safety				Balance Outstanding Dec. 31, 1991	1,640,488.68
PUBLIC WORKS				PRIOR YEARS TAXES OUTSTANDING	
Streets and Drainage	350,000.00	Public Enterprises		Balance January 1, 1991	2,241,777.01
Sewers and Sewage Processing	4,364,549.00	Recreation-Culture	59,401.43	Collected in 1991	1,694,703.85
Garbage and Trash Disposal	5,139,412.11	Public Works	148,215.76	Cancelled, Abated or Adjusted 1991	145,252.14
Public Buildings and Grounds		Buildings and Grounds	962,841.82	Transfers to Tax Title Liens or Foreclosed	
Other Public Works	2,876,066.00	Library and Education	1,603,623.91	Balance December 31, 1991	401,821.02
HEALTH and WELFARE		Conservation		TAX TITLE LIENS OUTSTANDING	
Health Services Except Environmental	723,794.00	All Other		Balance January 1, 1991	272,923.43
Welfare-Public Assistance	40,000.00	CAPITAL DEBT AUTHORIZED, DECEMBER 31, 1991		Transfer From Taxes	79,896.47
Hospital, Clinics, First Aid		ISSUED AND UNISSUED		Redeemed in 1991	49,044.59
Animal, Insect, & Rodent Control		School	17,821,000	Cancelled, Abated or Adjusted (1991)	353.99
Other Welfare Services		Self-Liquidating		Transfers to Foreclosed Property	
RECREATION and CONSERVATION		Other	32,162,676	Balance December 31, 1991	303,421.32
Beaches and Boardwalks		Total	49,983,676	PROPERTY ACQUIRED BY DEED OR FORECLOSURE	
Parks, Playgrounds, Shade Trees	599,106.00	ISSUED AND OUTSTANDING		Balance January 1, 1991	44,300.00
Land Reclamation & Conservation	247,401.14	School	11,821,000.00	Transfers From Taxes or Liens	
Other Recreational Services	229,759.00	Self-Liquidating		Sole for Cash (1991)	
EDUCATION (excluding schools)		Other	30,057,887.00	Cancelled, Abated or Adjusted (1991)	
Libraries	1,767,239.00	Total	41,878,887.00	Balance December 31, 1991	44,300.00
Other Educational Services	116,160.00	EQUALIZED VALUATION BASIS		CURRENT FINANCES DECEMBER 31, 1991	
STATUTORY EXPENDITURES		FOR NET DEBT COMPUTATION	5,270,801,209	ASSETS	
Pensions & F. I. C. A.	3,330,450.68	REAL PROPERTY VALUATIONS		Cash Dec. 31, 1991	15,483,557.09
Employee Fringe Benefits	4,050,000.00	Code Class # of Parcels % VAL'N		Taxes Receivable	2,042,309.70
Other Statutory Expenditures		1 Vacant Land 318 1.22	63,215,200.00	Tax Title Liens	303,421.32
CETA And Other Public Employment Programs		2 Residential 19903 65.39	3,383,703,400.00	Foreclosed Property	44,300.00
MUNICIPAL FUNCTIONS TOTAL	44,187,986.05	3 Farm 4 .01	506,100.00	Emergencies & Other Deferred Charges	1,527,330.86
CAPITAL IMPROVEMENTS *MEMO*	50,000.00	4a Commercial 1085 13.71	709,249,900.00	State and Federal Aid Receivable	521,539.75
DEBT SERVICE		4b Industrial 456 17.15	887,560,100.00	Other Receivables	1,032,741.75
Principal Payments	3,130,000.00	4c Apartments 103 2.52	130,286,000.00	Total	20,955,200.47
Interest Payments	2,536,323.20	Total 21869	5,174,520,700.00	LIABILITIES, RESERVES, AND SURPLUS	
TYPE I SCHL DEBT *MEMO	859,491.73	Land Area 11.20 Sq. Miles		Cash Liabilities	14,540,670.59
DEFERRED CHARGES	263,800.00	Net Valuation Taxable-Municipal	5,195,854,717	Reserves for Receivables	3,422,772.77
SCHOOL COUNTY, SPECIAL DISTRICT TAXES	68,059,739.51	Net Valuation Taxable-County	5,509,689,626	Surplus Dec. 31, 1991	2,991,757.11
RESERVE FOR UNCOLLECTED TAXES	2,520,753.00	State Equalized Valuation	5,331,914,171	Total	20,955,200.47
EXPENDITURES TOTAL	120,693,656.76	State Equalization Ratio	97.44		

1005
Population 1980 1,910
Population 1990 2,054
S & P Rating
Moody Rating BAA1

General Tax Rate Per \$100. 2.05
State Equalized Tax Rate 2.10

CLINTON TOWN - HUNTERDON COUNTY
Form of Government
Town Council
Number of Members - 7

PER CAPITA:
Gross Debt 5,209.75
Net Debt 1,476.25
Debt Service 38.47
Total Tax Levy 1,627.09
Municipal Expenditures 842.32
PER CENT:
Gross Debt 6.58
Net Debt 1.86
Tax Levy Collected 95.56
Tax Levy Cancelled, Abated or Adjusted 1.32

EXPENDITURES		REVENUES-REALIZED		1991 PROPERTY TAX	
GENERAL GOVERNMENT		1991 PROPERTY TAXES COLLECTED		STATE EQUALIZED TAX RATE	
Governing Body & Public Boards		1991 Payments in Lieu of Taxes		Local District School Taxes	1,120,743.50
Municipal Clerk		Delinquent Tax & Lien Collections		Regional & Consolidated School Tax	835,932.92
Financial Administration	34,225.50	Business Personalty Replacement Taxes		School Taxes in Municipal Budget	
Assessment of Taxes	23,857.00	Taxes from Public Utilities		County Taxes	491,757.76
Collection of Taxes	14,000.00	Other Miscellaneous Tax Revenues		County Library Taxes	39,508.96
Planning, Housing & Development	17,605.00	State Aid Revenues	94,539.06	Local Municipal Purpose Taxes	835,517.71
Human Resources	3,432.00	Federal Aid Revenues		Veteran & Senior Citizen Taxes	7,650.00
Elections		State and Local Fiscal Assistance Act Utilized		Total Taxes for Rate Computation	3,331,110.85
General Administration (other)	247,410.00	Sale of Acquired Property		Special District Taxes	
JUDICIARY		Other Miscellaneous Revenues	371,158.26	Bank Corp. Taxes	
Municipal Courts	86,000.00	Total	3,902,460.63	Added and Omitted Taxes	18,574.34
PUBLIC SAFETY		Prior Years Surplus Appropriated	390,000.00	Total Taxes Levied - ABSTRACT	3,342,035.19
Fire Protection	22,669.50	REVENUES TOTAL	4,292,460.63	Total Taxes Billed	3,357,184.00
Police Protection	295,042.00	Reserve For Uncollected Taxes	245,932.87	1991 TAXES COLLECTED	3,207,983.43
Civil Defense & Disaster Control	6,000.00	CAPITAL OUTLAY TOTAL	693,283.25	1991 Taxes Cancelled, Abated or Adjusted	44,285.10
Environmental Inspection & Control	24,300.00			Transfer to Tax Title Liens or Foreclosed	2,101.25
Other Public Safety				Balance Outstanding Dec. 31, 1991	102,814.22
PUBLIC WORKS				PRIOR YEARS TAXES OUTSTANDING	
Streets and Drainage	191,460.00	Public Enterprises		Balance January 1, 1991	119,967.88
Sewers and Sewage Processing		Recreation-Culture		Collected in 1991	97,294.87
Garbage and Trash Disposal	200,000.00	Public Works	201,557.79	Cancelled, Abated or Adjusted 1991	39
Public Buildings and Grounds	42,044.06	Buildings and Grounds	491,725.46	Transfers to Tax Title Liens or Foreclosed	4,313.92
Other Public Works	16,500.00	Library and Education		Balance December 31, 1991	18,358.70
HEALTH and WELFARE		Conservation		TAX TITLE LIENS OUTSTANDING	
Health Services Except Environmental	4,170.00	All Other		Balance January 1, 1991	
Welfare-Public Assistance	5,145.00			Transfer From Taxes	7,175.23
Hospital, Clinics, First Aid				Redeemed in 1991	
Animal, Insect, & Rodent Control				Cancelled, Abated or Adjusted (1991)	
Other Welfare Services				Transfers to Foreclosed Property	
RECREATION and CONSERVATION				Balance December 31, 1991	7,175.23
Beaches and Boardwalks				PROPERTY ACQUIRED BY DEED OR	
Parks, Playgrounds, Shade Trees	15,200.00			FORECLOSURE	
Land Reclamation & Conservation	17,370.00			Balance January 1, 1991	
Other Recreational Services	6,630.00			Transfers From Taxes or Liens	
EDUCATION (excluding schools)				Sale for Cash (1991)	
Libraries	1,000.00			Cancelled, Abated or Adjusted (1991)	
Other Educational Services	3,500.00			Balance December 31, 1991	
STATUTORY EXPENDITURES				CURRENT FINANCES DECEMBER 31, 1991	
Pensions & F. L. C. A.	57,050.00			ASSETS	
Employee Fringe Benefits	56,500.00			Cash Dec. 31, 1991	1,044,858.23
Other Statutory Expenditures	2,000.00			Taxes Receivable	121,172.92
CETA And Other Public Employment Programs				Tax Title Liens	7,175.23
MUNICIPAL FUNCTIONS TOTAL	1,393,160.06			Foreclosed Property	
CAPITAL IMPROVEMENTS * MEMO *	95,000.00			Emergencies & Other Deferred Charges	66,000.00
DEBT SERVICE				State and Federal Aid Receivable	1,045.00
Principal Payments	30,000.00			Other Receivables	7,927.41
Interest Payments	49,024.50			Total	1,248,178.79
DEFERRED CHARGES	12,000.00			LIABILITIES, RESERVES, AND SURPLUS	
SCHOOL COUNTY, SPECIAL DISTRICT TAXES	2,487,943.14			Cash Liabilities	478,058.30
RESERVE FOR UNCOLLECTED TAXES	245,932.87			Reserves for Receivables	136,275.56
EXPENDITURES TOTAL	4,218,060.57			Surplus Dec. 31, 1991	633,844.93
				Total	1,248,178.79

1006

Population 1980 7,345
 Population 1990 10,816
 S & P Rating
 Moody Rating A1

General Tax Rate Per \$100.

State Equalized Tax Rate

1.46

1.51

CLINTON TOWNSHIP - HUNTERDON CO.
 Form of Government
 Small Municipality Plan C (OMCL 50)
 Number of Members - 5

PER CAPITA:

Gross Debt 987.99
 Net Debt 588.49
 Debt Service 55.17
 Total Tax Levy 1,585.73
 Municipal Expenditures 535.70

PER CENT:

Gross Debt .94
 Net Debt .56
 Tax Levy Collected 93.92
 Tax Levy Cancelled, Abated or Adjusted 1.29

EXPENDITURES		REVENUES-REALIZED		1991 PROPERTY TAX	
GENERAL GOVERNMENT				STATE EQUALIZED TAX RATE	
Governing Body & Public Boards				Local District School Taxes	.75 8,447,263.75
Municipal Clerk	79,453.00	1991 Property Taxes Collected		Regional & Consolidated School Tax	.41 4,570,282.23
Financial Administration	88,658.00	1991 Payments in Lieu of Taxes		School Taxes in Municipal Budget	
Assessment of Taxes	147,735.00	Delinquent Tax & Lien Collections		County Taxes	.29 3,283,310.55
Collection of Taxes	64,697.00	Business Personalty Replacement Taxes		County Library Taxes	.02 264,154.82
Planning, Housing & Development	134,060.00	Taxes from Public Utilities		Local Municipal Purpose Taxes	.03 350,733.89
Human Resources	83,141.07	Other Miscellaneous Tax Revenues		Veteran & Senior Citizen Taxes	
Elections		State Aid Revenues		Total Taxes for Rate Computation	1.50 16,960,345.24
General Administration (other)	642,350.04	Federal Aid Revenues		Special District Taxes	
JUDICIARY		State and Local Fiscal Assistance Act Utilized		Bank Corp. Taxes	
Municipal Courts	120,519.21	Sale of Acquired Property		Added and Omitted Taxes	235,483.62
PUBLIC SAFETY		Other Miscellaneous Revenues		Total Taxes Levied - ABSTRACT	17,151,228.86
Fire Protection	130,194.40	Total		Total Taxes Billed	17,161,609.05
Police Protection	956,420.99	Prior Years Surplus Appropriated		1991 TAXES COLLECTED	16,118,292.96
Civil Defense & Disaster Control	5,000.00	REVENUES		1991 Taxes Cancelled, Abated or Adjusted	220,951.66
Environmental Inspection & Control	159,079.00	Reserve For Uncollected Taxes		Transfer to Tax Title Liens or Foreclosed	117,117.25
Other Public Safety		CAPITAL OUTLAY		Balance Outstanding Dec. 31, 1991	705,247.18
PUBLIC WORKS		TOTAL		PRIOR YEARS TAXES OUTSTANDING	
Streets and Drainage	487,366.00	Public Enterprises		Balance January 1, 1991	907,079.93
Sewers and Sewage Processing		Recreation-Culture		Collected in 1991	789,223.55
Garbage and Trash Disposal	10,000.00	Public Works		Cancelled, Abated or Adjusted 1991	23,766.52
Public Buildings and Grounds	67,868.00	Buildings and Grounds		Transfers to Tax Title Liens or Foreclosed	91,474.88
Other Public Works		Library and Education		Balance December 31, 1991	2,614.98
HEALTH and WELFARE		Conservation		TAX TITLE LIENS OUTSTANDING	
Health Services Except Environmental	57,786.79	All Other		Balance January 1, 1991	106,072.10
Welfare-Public Assistance	13,343.00	CAPITAL DEBT AUTHORIZED, DECEMBER 31, 1991		Transfer From Taxes	224,774.60
Hospital, Clinics, First Aid		ISSUED AND UNISSUED		Redeemed in 1991	130,342.49
Animal, Insect, & Rodent Control	5,500.00	GROSS DEBT		Cancelled, Abated or Adjusted (1991)	13,232.39
Other Welfare Services		NET DEBT		Transfers to Foreclosed Property	
RECREATION and CONSERVATION		SCHOOL		Balance December 31, 1991	187,271.82
Beaches and Boardwalks		Self-Liquidating		PROPERTY ACQUIRED BY DEED OR	
Parks, Playgrounds, Shade Trees		Other		FORECLOSURE	
Land Reclamation & Conservation	5,750.00	Total		Balance January 1, 1991	445,200.00
Other Recreational Services	46,175.00	ISSUED AND OUTSTANDING		Transfers From Taxes or Liens	
EDUCATION (excluding schools)		SCHOOL		Sale for Cash (1991)	
Libraries		Self-Liquidating		Cancelled, Abated or Adjusted (1991)	
Other Educational Services	3,025.00	Other		Balance December 31, 1991	445,200.00
STATUTORY EXPENDITURES		Total		CURRENT FINANCES DECEMBER 31, 1991	
Pensions & F. L. C. A.	222,647.00	EQUALIZED VALUATION BASIS		ASSETS	
Employee Fringe Benefits	237,696.00	FOR NET DEBT COMPUTATION		Cash Dec. 31, 1991	6,652,235.59
Other Statutory Expenditures		REAL PROPERTY VALUATIONS		Taxes Receivable	707,862.16
CETA And Other Public Employment Programs		Code Class # of Parcels % VAL'N		Tax Title Liens	187,271.82
MUNICIPAL FUNCTIONS		1 Vacant Land 365 5.00		Foreclosed Property	445,200.00
CAPITAL IMPROVEMENTS	136,970.00	2 Residential 3207 61.59		Emergencies & Other Deferred Charges	113,198.01
DEBT SERVICE		3 Farm 409 4.34		State and Federal Aid Receivable	
Principal Payments	214,223.52	4a Commercial 235 12.35		Other Receivables	255,919.80
Interest Payments	382,519.38	4b Industrial 11 16.49		Total	8,361,687.38
		4c Apartments 4 .22		LIABILITIES, RESERVES, AND SURPLUS	
		Total 4231		Cash Liabilities	3,024,457.48
DEFERRED CHARGES	158,914.34	Land Area 30.06 Sq. Miles		Reserves for Receivables	1,464,929.49
SCHOOL, COUNTY, SPECIAL DISTRICT TAXES	16,565,011.35	Net Valuation Taxable-Municipal		Surplus Dec. 31, 1991	3,872,300.41
RESERVE FOR UNCOLLECTED TAXES	1,270,972.55	Net Valuation Taxable-County		Total	8,361,687.38
EXPENDITURES	22,359,105.64	State Equalized Valuation			
		State Equalization Ratio			

0207
 Population 1980 8,164
 Population 1990 8,094
 S & P Rating A
 Moody Rating A1

General Tax Rate Per \$100. 4.47
 State Equalized Tax Rate 1.81

CLOSTER BOROUGH - BERGEN COUNTY
 Form of Government
 Borough Council
 Number of Members - 6

PER CAPITA:
 Gross Debt 641.69
 Net Debt 627.37
 Debt Service 113.72
 Total Tax Levy 1,974.71
 Municipal Expenditures 913.12

PER CENT:
 Gross Debt .59
 Net Debt .57
 Tax Levy Collected 97.21
 Tax Levy Cancelled, Abated or Adjusted .18

EXPENDITURES		REVENUES-REALIZED		1991 PROPERTY TAX	
GENERAL GOVERNMENT				STATE EQUALIZED TAX RATE	
Governing Body & Public Boards		1991 Property Taxes Collected	15,569,364.00	Local District School Taxes .68	5,956,796.00
Municipal Clerk	33,500.00	1991 Payments in Lieu of Taxes		Regional & Consolidated School Tax .42	3,672,814.66
Financial Administration	204,000.00	Delinquent Tax & Lien Collections	282,838.00	School Taxes in Municipal Budget	
Assessment of Taxes	24,480.00	Business Personalty Replacement Taxes	94,024.00	County Taxes .25	2,159,730.90
Collection of Taxes	6,500.00	Taxes from Public Utilities	1,251,283.00	County Library Taxes	
Planning, Housing & Development	49,416.00	Other Miscellaneous Tax Revenues		Local Municipal Purpose Taxes .47	4,142,638.00
Human Resources	26,510.00	State Aid Revenues	306,524.00	Veteran & Senior Citizen Taxes	63,050.00
Elections	2,000.00	Federal Aid Revenues		Total Taxes for Rate Computation 1.82	15,995,029.56
General Administration (other)	1,064,381.00	State and Local Fiscal Assistance Act Utilized		Special District Taxes	
JUDICIARY		Sale of Acquired Property		Bank Corp. Taxes	
Municipal Courts	54,698.00	Other Miscellaneous Revenues	872,732.00	Added and Omitted Taxes	51,338.00
PUBLIC SAFETY		Total	18,376,765.00	Total Taxes Levied - ABSTRACT	15,983,317.56
Fire Protection	162,538.00	Prior Years Surplus Appropriated	610,000.00	Total Taxes Billed	16,015,928.00
Police Protection	1,347,265.00	REVENUES TOTAL	18,986,765.00	1991 TAXES COLLECTED	15,569,364.00
Civil Defense & Disaster Control		Reserve For Uncollected Taxes	581,167.00	1991 Taxes Cancelled, Abated or Adjusted	28,664.00
Environmental Inspection & Control	51,032.00	CAPITAL OUTLAY TOTAL	168,332.00	Transfer to Tax Title Liens or Foreclosed	1,810.00
Other Public Safety				Balance Outstanding Dec. 31, 1991	416,090.00
PUBLIC WORKS				PRIOR YEARS TAXES OUTSTANDING	
Streets and Drainage	574,629.00	Public Enterprises		Balance January 1, 1991	675,375.00
Sewers and Sewage Processing	8,700.00	Recreation-Culture		Collected in 1991	544,315.00
Garbage and Trash Disposal	762,502.00	Public Works	130,458.00	Cancelled, Abated or Adjusted 1991	
Public Buildings and Grounds	40,862.00	Buildings and Grounds	37,874.00	Transfers to Tax Title Liens or Foreclosed	
Other Public Works	78,000.00	Library and Education		Balance December 31, 1991	131,060.00
HEALTH and WELFARE		Conservation		TAX TITLE LIENS OUTSTANDING	
Health Services Except Environmental	88,405.00	All Other		Balance January 1, 1991	374.00
Welfare-Public Assistance	7,595.00	CAPITAL DEBT AUTHORIZED, DECEMBER 31, 1991		Transfer From Taxes	1,810.00
Hospital, Clinics, First Aid		ISSUED AND UNISSUED		Redeemed in 1991	
Animal, Insect, & Rodent Control		School		Cancelled, Abated or Adjusted (1991)	
Other Welfare Services		Self-Liquidating		Transfers to Foreclosed Property	
RECREATION and CONSERVATION		Other	5,193,804	Balance December 31, 1991	2,184.00
Beaches and Boardwalks		Total	5,193,804	PROPERTY ACQUIRED BY DEED OR FORECLOSURE	
Parks, Playgrounds, Shade Trees	27,850.00	ISSUED AND OUTSTANDING		Balance January 1, 1991	130,531.00
Land Reclamation & Conservation	63,543.00	School		Transfers From Taxes or Liens	
Other Recreational Services	59,700.00	Self-Liquidating		Sale for Cash (1991)	
EDUCATION (excluding schools)		Other	5,089,055.00	Cancelled, Abated or Adjusted (1991)	
Libraries	254,482.00	Total	5,089,055.00	Balance December 31, 1991	130,531.00
Other Educational Services	1,750.00	EQUALIZED VALUATION BASIS		CURRENT FINANCES DECEMBER 31, 1991	
STATUTORY EXPENDITURES		FOR NET DEBT COMPUTATION	884,218,310	ASSETS	
Pensions & F. I. C. A.	364,508.00	REAL PROPERTY VALUATIONS		Cash Dec. 31, 1991	1,678,307.00
Employee Fringe Benefits	482,346.00	Code Class # of Parcels % VAL'N		Taxes Receivable	547,150.00
Other Statutory Expenditures	10,000.00	1 Vacant Land 148 2.33	8,250,400.00	Tax Title Liens	2,184.00
CETA And Other Public Employment Programs		2 Residential 2641 84.37	298,316,600.00	Foreclosed Property	130,531.00
MUNICIPAL FUNCTIONS TOTAL	5,850,192.00	3 Farm 7 .14	494,700.00	Emergencies & Other Deferred Charges	172,000.00
CAPITAL IMPROVEMENTS *MEMO*		4a Commercial 125 11.25	39,787,200.00	State and Federal Aid Receivable	2,568.00
DEBT SERVICE		4b Industrial 7 1.98	6,652,100.00	Other Receivables	7,095.00
Principal Payments	616,627.00	4c Apartments 1 .02	80,600.00	Total	2,539,835.00
Interest Payments	303,789.00	Total 2929	353,581,600.00	LIABILITIES, RESERVES, AND SURPLUS	
DEFERRED CHARGES	39,000.00	Land Area 3.17 Sq. Miles		Cash Liabilities	1,113,819.00
SCHOOL, COUNTY, SPECIAL DISTRICT TAXES	11,739,341.56	Net Valuation Taxable-Municipal	357,149,674	Reserves for Receivables	686,960.00
RESERVE FOR UNCOLLECTED TAXES	581,167.00	Net Valuation Taxable-County	911,866,773	Surplus Dec. 31, 1991	739,056.00
EXPENDITURES TOTAL	19,180,116.56	State Equalized Valuation	875,747,650	Total	2,539,835.00
		State Equalization Ratio	40.54		

0412

Population 1980 15,838

Population 1990 15,289

S & P Rating

Moody Rating A

General Tax Rate Per \$100.

4.61

State Equalized Tax Rate

2.48

COLLINGSWOOD BOROUGH - CAMDEN CO.

Form of Government

Commission (1911)

Number of Members - 3

PER CAPITA:

Gross Debt 277.50

Net Debt 189.22

Debt Service 15.33

Total Tax Levy 797.89

Municipal Expenditures 354.23

PER CENT:

Gross Debt .91

Net Debt .62

Tax Levy Collected 97.07

Tax Levy Cancelled, Abated

or Adjusted .07

EXPENDITURES		REVENUES-REALIZED		1991 PROPERTY TAX	
GENERAL GOVERNMENT		1991 Property Taxes Collected		STATE EQUALIZED TAX RATE	
Governing Body & Public Boards			11,826,071.06	Local District School Taxes	1.09
Municipal Clerk		1991 Payments in Lieu of Taxes	10,386.22	Regional & Consolidated School Tax	
Financial Administration	35,823.00	Delinquent Tax & Lien Collections	372,954.47	School Taxes in Municipal Budget	
Assessment of Taxes	24,384.00	Business Personalty Replacement Taxes	115,852.16	County Taxes	.84
Collection of Taxes	72,236.36	Taxes from Public Utilities	624,930.00	County Library Taxes	
Planning, Housing & Development	15,238.62	Other Miscellaneous Tax Revenues		Local Municipal Purpose Taxes	.54
Human Resources	65,600.86	State Aid Revenues	920,788.80	Veteran & Senior Citizen Taxes	
Elections	6,800.00	Federal Aid Revenues		Total Taxes for Rate Computation	2.47
General Administration (other)	334,056.31	State and Local Fiscal Assistance Act Utilized		Special District Taxes	
JUDICIARY		Sale of Acquired Property		Bank Corp. Taxes	
Municipal Courts	97,591.59	Other Miscellaneous Revenues	575,247.38	Added and Omitted Taxes	16,320.18
PUBLIC SAFETY		Total	14,446,230.09	Total Taxes Levied - ABSTRACT	12,198,990.11
Fire Protection	437,763.00	Prior Years Surplus Appropriated	500,000.00	Total Taxes Billed	12,182,669.93
Police Protection	1,124,707.72	REVENUES TOTAL	14,946,230.09	1991 TAXES COLLECTED	11,826,071.06
Civil Defense & Disaster Control	125.00	Reserve For Uncollected Taxes	486,694.91	1991 Taxes Cancelled, Abated or Adjusted	8,611.36
Environmental Inspection & Control	67,265.12	CAPITAL OUTLAY TOTAL	303,162.31	Transfer to Tax Title Liens or Foreclosed	10,143.10
Other Public Safety				Balance Outstanding Dec. 31, 1991	337,844.41
PUBLIC WORKS				PRIOR YEARS TAXES OUTSTANDING	
Streets and Drainage	455,529.02	Public Enterprises	289,438.68	Balance January 1, 1991	390,980.26
Sewers and Sewage Processing		Recreation-Culture		Collected in 1991	367,004.18
Garbage and Trash Disposal	715,000.00	Public Works	1,038.71	Cancelled, Abated or Adjusted 1991	3,397.13
Public Buildings and Grounds	38,040.00	Buildings and Grounds	12,684.92	Transfers to Tax Title Liens or Foreclosed	
Other Public Works		Library and Education		Balance December 31, 1991	20,578.95
HEALTH and WELFARE		Conservation		TAX TITLE LIENS OUTSTANDING	
Health Services Except Environmental	7,153.52	All Other		Balance January 1, 1991	24,138.31
Welfare-Public Assistance	11,261.06	CAPITAL DEBT AUTHORIZED, DECEMBER 31, 1991		Transfer From Taxes	10,143.10
Hospital, Clinics, First Aid		ISSUED AND UNISSUED		Redeemed in 1991	5,950.29
Animal, Insect, & Rodent Control	5,000.00	School	990,492	Cancelled, Abated or Adjusted (1991)	
Other Welfare Services	100.00	Self-Liquidating	1,616,550	Transfers to Foreclosed Property	
RECREATION and CONSERVATION		Other	1,635,675	Balance December 31, 1991	28,331.12
Beaches and Boardwalks		Total	4,242,717	PROPERTY ACQUIRED BY DEED OR FORECLOSURE	
Parks, Playgrounds, Shade Trees	124,974.13	ISSUED AND OUTSTANDING		Balance January 1, 1991	19,550.00
Land Reclamation & Conservation		School	990,492.97	Transfers From Taxes or Liens	
Other Recreational Services	70,077.59	Self-Liquidating	1,550,150.00	Sale for Cash (1991)	
EDUCATION (excluding schools)		Other	1,635,675.00	Cancelled, Abated or Adjusted (1991)	
Libraries	228,275.00	Total	4,176,317.97	Balance December 31, 1991	19,550.00
Other Educational Services	5,000.00	EQUALIZED VALUATION BASIS		CURRENT FINANCES DECEMBER 31, 1991	
STATUTORY EXPENDITURES		FOR NET DEBT COMPUTATION	465,909,769	ASSETS	
Pensions & F. L. C. A.	394,296.07	REAL PROPERTY VALUATIONS		Cash Dec. 31, 1991	1,445,826.33
Employee Fringe Benefits	358,518.67	Code Class # of Parcels % VAL'N		Taxes Receivable	358,423.36
Other Statutory Expenditures		1 Vacant Land 147 .74	1,919,050.00	Tax Title Liens	28,331.12
CETA And Other Public Employment Programs		2 Residential 3961 75.55	196,236,200.00	Foreclosed Property	19,550.00
MUNICIPAL FUNCTIONS TOTAL	4,694,817.64	3 Farm		Emergencies & Other Deferred Charges	1,355.09
CAPITAL IMPROVEMENTS *MEMO*	10,000.00	4a Commercial 348 13.88	36,056,750.00	State and Federal Aid Receivable	107,941.01
DEBT SERVICE		4b Industrial		Other Receivables	51,579.98
Principal Payments	125,000.00	4c Apartments 41 9.33	25,545,800.00	Total	2,013,006.89
Interest Payments	109,316.07	Total 4497	259,757,800.00	LIABILITIES, RESERVES, AND SURPLUS	
DEFERRED CHARGES	33.14	Land Area 1.86 Sq. Miles		Cash Liabilities	627,052.83
SCHOOL, COUNTY, SPECIAL DISTRICT TAXES	9,520,669.93	Net Valuation Taxable-Municipal	264,617,611	Reserves for Receivables	457,884.46
RESERVE FOR UNCOLLECTED TAXES	486,694.91	Net Valuation Taxable-County	488,716,482	Surplus Dec. 31, 1991	928,069.60
EXPENDITURES TOTAL	14,936,531.69	State Equalized Valuation	487,860,555	Total	2,013,006.89
		State Equalization Ratio	53.78		

1309

Population 1980 7,888
 Population 1990 8,559
 S & P Rating AA-
 Moody Rating A1

General Tax Rate Per \$100.

1.25

State Equalized Tax Rate

1.26

COLTS NECK TOWNSHIP - MONMOUTH CO.

Form of Government
 Township Committee
 Number of Members - 5

PER CAPITA:

Gross Debt 952.93
 Net Debt 521.78
 Debt Service 29.54
 Total Tax Levy 1,392.30
 Municipal Expenditures 584.34

PER CENT:

Gross Debt .89
 Net Debt .49
 Tax Levy Collected 96.19
 Tax Levy Cancelled, Abated or Adjusted

EXPENDITURES		REVENUES-REALIZED		1991 PROPERTY TAX	
GENERAL GOVERNMENT		1991 Property Taxes Collected		STATE EQUALIZED TAX RATE	
Governing Body & Public Boards			11,462,088.08	Local District School Taxes	.50
Municipal Clerk				Regional & Consolidated School Tax	.22
Financial Administration	54,135.00			School Taxes in Municipal Budget	
Assessment of Taxes	33,983.36	Delinquent Tax & Lien Collections	543,410.41	County Taxes	.41 *
Collection of Taxes	72,247.00	Business Personality Replacement Taxes	62,268.72	County Library Taxes	.02
Planning, Housing & Development	88,435.00	Taxes from Public Utilities	1,095,466.00	Local Municipal Purpose Taxes	.10
Human Resources	49,126.00	Other Miscellaneous Tax Revenues		Veteran & Senior Citizen Taxes	
Elections	2,250.00	State Aid Revenues	214,320.00	Total Taxes for Rate Computation	1.25
General Administration (other)	921,985.65	Federal Aid Revenues		Special District Taxes	
JUDICIARY		State and Local Fiscal Assistance Act Utilized		Bank Corp. Taxes	
Municipal Courts	109,097.00	Sale of Acquired Property		Added and Omitted Taxes	
PUBLIC SAFETY		Other Miscellaneous Revenues	776,015.24	Total Taxes Levied - ABSTRACT	
Fire Protection	332,756.30	Total	14,253,568.45	Total Taxes Billed	
Police Protection	896,646.00	Prior Years Surplus Appropriated	1,494,326.95	1991 TAXES COLLECTED	
Civil Defense & Disaster Control	1,000.00	REVENUES TOTAL	15,747,895.30	1991 Taxes Cancelled, Abated or Adjusted	
Environmental Inspection & Control	2,904.00	Reserve For Uncollected Taxes	611,331.00	Transfer to Tax Title Liens or Foreclosed	
Other Public Safety		CAPITAL OUTLAY TOTAL	426,879.56	Balance Outstanding Dec. 31, 1991	
PUBLIC WORKS				PRIOR YEARS TAXES OUTSTANDING	
Streets and Drainage	805,728.00	Public Enterprises		Balance January 1, 1991	
Sewers and Sewage Processing		Recreation-Culture	754.80	Collected in 1991	
Garbage and Trash Disposal		Public Works	41,971.52	Cancelled, Abated or Adjusted 1991	
Public Buildings and Grounds	104,351.00	Buildings and Grounds	384,153.24	Transfers to Tax Title Liens or Foreclosed	
Other Public Works	6,285.00	Library and Education		Balance December 31, 1991	
HEALTH and WELFARE		Conservation		TAX TITLE LIENS OUTSTANDING	
Health Services Except Environmental	64,608.00	All Other		Balance January 1, 1991	
Welfare-Public Assistance	3,087.00	CAPITAL DEBT AUTHORIZED, DECEMBER 31, 1991		Transfer From Taxes	
Hospital, Clinics, First Aid		ISSUED AND UNISSUED		Redeemed in 1991	
Animal, Insect, & Rodent Control		School	3,690,219	Cancelled, Abated or Adjusted (1991)	
Other Welfare Services		Self-Liquidating		Transfers to Foreclosed Property	
RECREATION and CONSERVATION		Other	4,465,930	Balance December 31, 1991	
Beaches and Boardwalks		Total	8,156,149	PROPERTY ACQUIRED BY DEED OR FORECLOSURE	
Parks, Playgrounds, Shade Trees	45,585.00	ISSUED AND OUTSTANDING		Balance January 1, 1991	
Land Reclamation & Conservation	62,014.00	School	3,690,219.36	Transfers From Taxes or Liens	
Other Recreational Services	209,412.00	Self-Liquidating		Sale for Cash (1991)	
EDUCATION (excluding schools)		Other	4,300,000.00	Cancelled, Abated or Adjusted (1991)	
Libraries	10,530.00	Total	7,990,219.36	Balance December 31, 1991	
Other Educational Services		EQUALIZED VALUATION BASIS		CURRENT FINANCES DECEMBER 31, 1991	
STATUTORY EXPENDITURES		FOR NET DEBT COMPUTATION		ASSETS	
Pensions & F. L. C. A.	237,632.00	REAL PROPERTY VALUATIONS		Cash Dec. 31, 1991	
Employee Fringe Benefits		Code Class # of Parcels % VAL'N		Taxes Receivable	
Other Statutory Expenditures		1 Vacant Land 261 3.96		Tax Title Liens	
CETA And Other Public Employment Programs		2 Residential 2084 77.75		Foreclosed Property	
MUNICIPAL FUNCTIONS TOTAL	4,113,807.31	3 Farm 648 13.60		Emergencies & Other Deferred Charges	
CAPITAL IMPROVEMENTS * MEMO		4a Commercial 64 4.79		State and Federal Aid Receivable	
DEBT SERVICE		4b Industrial		Other Receivables	
Principal Payments		4c Apartments		Total	
Interest Payments	252,820.20	Total	3057	LIABILITIES, RESERVES, AND SURPLUS	
DEFERRED CHARGES	13,380.00	Land Area 31.70 Sq. Miles		Cash Liabilities	
SCHOOL, COUNTY, SPECIAL DISTRICT TAXES	10,819,985.23	Net Valuation Taxable-Municipal	943,075,145	Reserves for Receivables	
RESERVE FOR UNCOLLECTED TAXES	611,331.00	Net Valuation Taxable-County	963,171,016	Surplus Dec. 31, 1991	
EXPENDITURES TOTAL	15,821,324.74	State Equalized Valuation	936,642,517	Total	
		State Equalization Ratio	100.69		

*Includes County Health Service Taxes, County Vocational School Taxes, or County Open Space Tax. See Table 13.

0602
Population 1980 4,674
Population 1990 5,026
S & P Rating
Moody Rating

General Tax Rate Per \$100. 2.63
State Equalized Tax Rate 2.43

COMMERCIAL TWP. - CUMBERLAND CO.
Form of Government
Township Committee
Number of Members - 3

PER CAPITA:
Gross Debt 134.75
Net Debt 74.26
Debt Service 13.75
Total Tax Levy 601.43
Municipal Expenditures 449.14
PER CENT:
Gross Debt .64
Net Debt .35
Tax Levy Collected 82.76
Tax Levy Cancelled, Abated or Adjusted

EXPENDITURES		REVENUES-REALIZED		1991 PROPERTY TAX	
GENERAL GOVERNMENT				STATE EQUALIZED TAX RATE .90	
Governing Body & Public Boards				Local District School Taxes	1,045,613.00
Municipal Clerk	5,300.00	1991 Property Taxes Collected 2,501,732.00		Regional & Consolidated School Tax	
Financial Administration	62,575.00	1991 Payments in Lieu of Taxes		School Taxes in Municipal Budget	
Assessment of Taxes	16,550.00	Delinquent Tax & Lien Collections 661,351.00		County Taxes	.96 * 1,109,545.98
Collection of Taxes	79,000.00	Business Personality Replacement Taxes 39,468.00		County Library Taxes	
Planning, Housing & Development	320,200.00	Taxes from Public Utilities 268,743.00		Local Municipal Purpose Taxes	.57 660,717.00
Human Resources	8,862.00	Other Miscellaneous Tax Revenues		Veteran & Senior Citizen Taxes	101,250.00
Elections	3,600.00	State Aid Revenues 523,849.00		Total Taxes for Rate Computation	2.43 2,917,125.98
General Administration (other)	197,500.00	Federal Aid Revenues		Special District Taxes	184,726.00
JUDICIARY		State and Local Fiscal Assistance Act Utilized		Bank Corp. Taxes	
Municipal Courts	41,933.00	Sale of Acquired Property		Added and Omitted Taxes	22,204.00
PUBLIC SAFETY		Other Miscellaneous Revenues 346,741.00		Total Taxes Levied - ABSTRACT	3,022,805.98
Fire Protection	1,490.00	Total 4,341,884.00		Total Taxes Billed	3,022,806.00
Police Protection	29,750.00	Prior Years Surplus Appropriated 136,973.00		1991 TAXES COLLECTED	2,501,732.00
Civil Defense & Disaster Control	2,000.00	REVENUES TOTAL 4,478,857.00		1991 Taxes Cancelled, Abated or Adjusted	
Environmental Inspection & Control	19,362.00	Reserve For Uncollected Taxes 787,449.00		Transfer to Tax Title Liens or Foreclosed	
Other Public Safety		CAPITAL OUTLAY TOTAL 17,600.00		Balance Outstanding Dec. 31, 1991	521,074.00
PUBLIC WORKS				PRIOR YEARS TAXES OUTSTANDING	
Streets and Drainage	209,000.00	Public Enterprises		Balance January 1, 1991	618,618.00
Sewers and Sewage Processing	373.00	Recreation-Culture		Collected in 1991	584,958.00
Garbage and Trash Disposal	176,000.00	Public Works		Cancelled, Abated or Adjusted 1991	
Public Buildings and Grounds	48,000.00	Buildings and Grounds 17,600.00		Transfers to Tax Title Liens or Foreclosed	
Other Public Works		Library and Education		Balance December 31, 1991	33,660.00
HEALTH and WELFARE		Conservation		TAX TITLE LIENS OUTSTANDING	
Health Services Except Environmental	400.00	All Other		Balance January 1, 1991	389,930.00
Welfare-Public Assistance	12,900.00	CAPITAL DEBT AUTHORIZED, DECEMBER 31, 1991		Transfer From Taxes	
Hospital, Clinics, First Aid		ISSUED AND UNISSUED GROSS DEBT NET DEBT		Redeemed in 1991	76,393.00
Animal, Insect, & Rodent Control	13,150.00	School 304,000		Cancelled, Abated or Adjusted (1991)	
Other Welfare Services	300.00	Self-Liquidating		Transfers to Foreclosed Property	
RECREATION and CONSERVATION		Other 373,250		Balance December 31, 1991	313,537.00
Beaches and Boardwalks		Total 677,250		PROPERTY ACQUIRED BY DEED OR FORECLOSURE	
Parks, Playgrounds, Shade Trees	6,000.00	ISSUED AND OUTSTANDING		Balance January 1, 1991	261,856.00
Land Reclamation & Conservation	14,000.00	School 22,000.00		Transfers From Taxes or Liens	
Other Recreational Services		Self-Liquidating		Sale for Cash (1991)	
EDUCATION (excluding schools)		Other 373,250.00		Cancelled, Abated or Adjusted (1991)	
Libraries		Total 395,250.00		Balance December 31, 1991	261,856.00
Other Educational Services		EQUALIZED VALUATION BASIS		CURRENT FINANCES DECEMBER 31, 1991	
STATUTORY EXPENDITURES		FOR NET DEBT COMPUTATION 106,291,679		ASSETS	
Pensions & F. I. C. A.	33,500.00	REAL PROPERTY VALUATIONS		Cash Dec. 31, 1991	2,015,393.00
Employee Fringe Benefits	51,000.00	Code Class # of Parcels % VAL'N ASSESSED VALUATION		Taxes Receivable	554,734.00
Other Statutory Expenditures	1,000.00	1 Vacant Land 2394 9.09 9,458,975.00		Tax Title Liens	313,537.00
CETA And Other Public Employment Programs		2 Residential 1991 76.68 79,747,750.00		Foreclosed Property	261,856.00
MUNICIPAL FUNCTIONS TOTAL 1,353,795.00		3 Farm 140 3.35 3,489,400.00		Emergencies & Other Deferred Charges	103,397.00
CAPITAL IMPROVEMENTS * MEMO * 50,000.00		4a Commercial 69 3.94 4,102,000.00		State and Federal Aid Receivable	495,985.00
DEBT SERVICE		4b Industrial 22 6.37 7,143,300.00		Other Receivables	190,853.00
Principal Payments	35,000.00	4c Apartments 1 .06 62,400.00		Total 3,935,755.00	
Interest Payments	34,105.00	Total 4617 104,003,825.00		LIABILITIES, RESERVES, AND SURPLUS	
DEFERRED CHARGES	47,029.00	Land Area 34.00 Sq. Miles		Cash Liabilities	1,067,526.00
SCHOOL, COUNTY, SPECIAL DISTRICT TAXES	2,339,884.98	Net Valuation Taxable-Municipal 107,123,950		Reserves for Receivables	1,318,288.00
RESERVE FOR UNCOLLECTED TAXES	787,449.00	Net Valuation Taxable-County 116,444,589		Surplus Dec. 31, 1991	1,545,941.00
EXPENDITURES TOTAL 4,597,262.98		State Equalized Valuation 115,714,934		Total 3,935,755.00	
		State Equalization Ratio 92.37			

0106
 Population 1980 254
 Population 1990 412
 S & P Rating
 Moody Rating

General Tax Rate Per \$100. 1.80
 State Equalized Tax Rate 1.59

CORBIN CITY CITY - ATLANTIC COUNTY
 Form of Government
 Special Charter (P.L. 1922 c. 56)
 Number of Members - 3

PER CAPITA:
 Gross Debt 788.83
 Net Debt
 Debt Service 124.51
 Total Tax Levy 639.87
 Municipal Expenditures 711.49

PER CENT:
 Gross Debt 1.94
 Net Debt
 Tax Levy Collected 86.47
 Tax Levy Cancelled, Abated or Adjusted

EXPENDITURES		REVENUES-REALIZED		1991 PROPERTY TAX	
GENERAL GOVERNMENT				STATE EQUALIZED TAX RATE	
Governing Body & Public Boards		1991 Property Taxes Collected	228,021.13	Local District School Taxes	110,000.00
Municipal Clerk		1991 Payments in Lieu of Taxes	4,955.70	Regional & Consolidated School Tax	
Financial Administration	12,319.00	Delinquent Tax & Lien Collections	40,851.83	School Taxes in Municipal Budget	
Assessment of Taxes	7,250.00	Business Personalty Replacement Taxes	2,004.80	County Taxes	86,747.76 *
Collection of Taxes	7,550.00	Taxes from Public Utilities	54,290.00	County Library Taxes	6,022.52
Planning, Housing & Development	4,350.00	Other Miscellaneous Tax Revenues		Local Municipal Purpose Taxes	54,886.00
Human Resources		State Aid Revenues	70,530.87	Veteran & Senior Citizen Taxes	5,750.00
Elections	710.00	Federal Aid Revenues		Total Taxes for Rate Computation	263,406.28
General Administration (other)	68,396.87	State and Local Fiscal Assistance Act Utilized		Special District Taxes	
JUDICIARY		Sale of Acquired Property		Bank Corp. Taxes	
Municipal Courts	14,500.00	Other Miscellaneous Revenues	62,963.57	Added and Omitted Taxes	5,972.09
PUBLIC SAFETY		Total	463,617.90	Total Taxes Levied - ABSTRACT	263,628.37
Fire Protection	1,031.00	Prior Years Surplus Appropriated	80,000.00	Total Taxes Billed	263,702.33
Police Protection	1,025.00	REVENUES TOTAL	543,617.90	1991 TAXES COLLECTED	228,021.13
Civil Defense & Disaster Control	1,700.00	Reserve For Uncollected Taxes	57,300.00	1991 Taxes Cancelled, Abated or Adjusted	7.47
Environmental Inspection & Control				Transfer to Tax Title Liens or Foreclosed	13,836.71
Other Public Safety				Balance Outstanding Dec. 31, 1991	21,837.02
PUBLIC WORKS		CAPITAL OUTLAY TOTAL		PRIOR YEARS TAXES OUTSTANDING	
Streets and Drainage	5,500.00	Public Enterprises		Balance January 1, 1991	36,571.78
Sewers and Sewage Processing	5,600.00	Recreation—Culture		Collected in 1991	29,786.10
Garbage and Trash Disposal	33,000.00	Public Works		Cancelled, Abated or Adjusted 1991	8.12
Public Buildings and Grounds	4,275.00	Buildings and Grounds		Transfers to Tax Title Liens or Foreclosed	6,777.56
Other Public Works		Library and Education		Balance December 31, 1991	
HEALTH and WELFARE		Conservation		TAX TITLE LIENS OUTSTANDING	
Health Services Except Environmental	70.00	All Other		Balance January 1, 1991	31,569.48
Welfare-Public Assistance	750.00			Transfer From Taxes	21,588.00
Hospital, Clinics, First Aid		CAPITAL DEBT AUTHORIZED, DECEMBER 31, 1991		Redeemed in 1991	11,065.73
Animal, Insect, & Rodent Control	3,760.00	ISSUED AND UNISSUED GROSS DEBT NET DEBT		Cancelled, Abated or Adjusted (1991)	
Other Welfare Services		School 325,000		Transfers to Foreclosed Property	
RECREATION and CONSERVATION		Self-Liquidating		Balance December 31, 1991	42,091.75
Beaches and Boardwalks		Other		PROPERTY ACQUIRED BY DEED OR FORECLOSURE	
Parks, Playgrounds, Shade Trees		Total 325,000		Balance January 1, 1991	10,310.00
Land Reclamation & Conservation		ISSUED AND OUTSTANDING		Transfers From Taxes or Liens	
Other Recreational Services		School 325,000.00		Sale for Cash (1991)	
EDUCATION (excluding schools)		Self-Liquidating		Cancelled, Abated or Adjusted (1991)	
Libraries		Other		Balance December 31, 1991	10,310.00
Other Educational Services		Total 325,000.00		CURRENT FINANCES DECEMBER 31, 1991	
STATUTORY EXPENDITURES		EQUALIZED VALUATION BASIS FOR NET DEBT COMPUTATION	16,770,185	ASSETS	
Pensions & F. L. C. A.	7,400.00	REAL PROPERTY VALUATIONS		Cash Dec. 31, 1991	289,725.65
Employee Fringe Benefits	2,250.00	Code Class # of Parcels % VAL'N ASSESSED VALUATION		Taxes Receivable	21,837.02
Other Statutory Expenditures	390.42	1 Vacant Land 120 18.22 2,587,400.00		Tax Title Liens	42,091.75
CETA And Other Public Employment Programs		2 Residential 169 70.73 10,045,600.00		Foreclosed Property	10,310.00
MUNICIPAL FUNCTIONS TOTAL	181,827.29	3 Farm 10 1.02 145,600.00		Emergencies & Other Deferred Charges	
CAPITAL IMPROVEMENTS *MEMO*	10,000.00	4a Commercial 11 10.03 1,424,000.00		State and Federal Aid Receivable	783.26
DEBT SERVICE		4b Industrial		Other Receivables	14,027.51
Principal Payments	30,000.00	4c Apartments		Total	378,775.19
Interest Payments	21,300.00	Total 310 14,202,600.00		LIABILITIES, RESERVES, AND SURPLUS	
TYPE I SCHL DEBT *MEMO*	51,300.00	Land Area 8.30 Sq. Miles		Cash Liabilities	83,212.02
DEFERRED CHARGES	2,704.58	Net Valuation Taxable-Municipal	14,294,517	Reserves for Receivables	88,266.28
SCHOOL COUNTY, SPECIAL DISTRICT TAXES	202,770.28	Net Valuation Taxable-County	18,733,144	Surplus Dec. 31, 1991	207,296.89
RESERVE FOR UNCOLLECTED TAXES	57,300.00	State Equalized Valuation	16,201,944	Total	378,775.19
EXPENDITURES TOTAL	495,902.15	State Equalization Ratio	88.16		

1202
Population 1980 1,927
Population 1990 2,500
S & P Rating
Moody Rating

General Tax Rate Per \$100.
2.25
State Equalized Tax Rate
1.73

CRANBURY TOWNSHIP - MIDDLESEX CO.
Form of Government
Township Committee
Number of Members - 3

PER CAPITA:
Gross Debt 481.55
Net Debt 481.55
Debt Service 196.95
Total Tax Levy 3,025.82
Municipal Expenditures 1,473.95
PER CENT:
Gross Debt .29
Net Debt .29
Tax Levy Collected 96.49
Tax Levy Cancelled, Abated or Adjusted .14

EXPENDITURES		REVENUES-REALIZED		1991 PROPERTY TAX	
GENERAL GOVERNMENT				STATE EQUALIZED TAX RATE	
Governing Body & Public Boards		1991 Property Taxes Collected	7,324,112.29	Local District School Taxes	.83 3,607,163.00
Municipal Clerk		1991 Payments in Lieu of Taxes		Regional & Consolidated School Tax	
Financial Administration	48,817.35	Delinquent Tax & Lien Collections	241,514.86	School Taxes in Municipal Budget	
Assessment of Taxes	18,464.80	Business Personalty Replacement Taxes	140,505.92	County Taxes	.43 1,880,141.04
Collection of Taxes	27,489.00	Taxes from Public Utilities	377,709.00	County Library Taxes	
Planning, Housing & Development	214,466.72	Other Miscellaneous Tax Revenues		Local Municipal Purpose Taxes	.46 1,998,722.00
Human Resources	49,909.00	State Aid Revenues	109,434.26	Veteran & Senior Citizen Taxes	
Elections	769.43	Federal Aid Revenues		Total Taxes for Rate Computation	1.72 7,499,376.04
General Administration (other)	329,077.96	State and Local Fiscal Assistance Act Utilized		Special District Taxes	
JUDICIARY		Sale of Acquired Property		Bank Corp. Taxes	
Municipal Courts	138,304.18	Other Miscellaneous Revenues	757,398.23	Added and Omitted Taxes	78,515.95
PUBLIC SAFETY		Total	8,950,674.56	Total Taxes Levied - ABSTRACT	7,564,541.99
Fire Protection	73,534.80	Prior Years Surplus Appropriated	970,500.00	Total Taxes Billed	7,590,440.76
Police Protection	612,306.67	REVENUES TOTAL	9,921,174.56	1991 TAXES COLLECTED	7,324,112.29
Civil Defense & Disaster Control	4,750.00	Reserve For Uncollected Taxes	627,250.00	1991 Taxes Cancelled, Abated or Adjusted	10,252.95
Environmental Inspection & Control	52,720.23	CAPITAL OUTLAY TOTAL	744,823.04	Transfer to Tax Title Liens or Foreclosed	567.00
Other Public Safety				Balance Outstanding Dec. 31, 1991	255,508.52
PUBLIC WORKS				PRIOR YEARS TAXES OUTSTANDING	
Streets and Drainage	175,050.00	Public Enterprises	513.50	Balance January 1, 1991	269,973.92
Sewers and Sewage Processing	189,000.00	Recreation-Culture	25,554.13	Collected in 1991	174,620.33
Garbage and Trash Disposal	8,400.00	Public Works	39,230.77	Cancelled, Abated or Adjusted 1991	40,116.08
Public Buildings and Grounds	72,531.26	Buildings and Grounds	679,524.64	Transfers to Tax Title Liens or Foreclosed	
Other Public Works	14,443.96	Library and Education		Balance December 31, 1991	55,237.51
HEALTH and WELFARE		Conservation		TAX TITLE LIENS OUTSTANDING	
Health Services Except Environmental	6,919.00	All Other		Balance January 1, 1991	72,185.39
Welfare-Public Assistance	8,600.00	CAPITAL DEBT AUTHORIZED, DECEMBER 31, 1991		Transfer From Taxes	567.00
Hospital, Clinics, First Aid		ISSUED AND UNISSUED GROSS DEBT NET DEBT		Redeemed in 1991	66,894.53
Animal, Insect, & Rodent Control	4,800.00	School		Cancelled, Abated or Adjusted (1991)	
Other Welfare Services		Self-Liquidating		Transfers to Foreclosed Property	
RECREATION and CONSERVATION		Other	1,203,887	Balance December 31, 1991	5,857.86
Beaches and Boardwalks		Total	1,203,887	PROPERTY ACQUIRED BY DEED OR FORECLOSURE	
Parks, Playgrounds, Shade Trees	58,839.13	ISSUED AND OUTSTANDING		Balance January 1, 1991	
Land Reclamation & Conservation	30,327.27	School		Transfers From Taxes or Liens	
Other Recreational Services	5,652.66	Self-Liquidating		Sale for Cash (1991)	
EDUCATION (excluding schools)		Other	988,000.00	Cancelled, Abated or Adjusted (1991)	
Libraries	140,587.00	Total	988,000.00	Balance December 31, 1991	
Other Educational Services	1,600.00	EQUALIZED VALUATION BASIS FOR NET DEBT COMPUTATION	420,720,320	CURRENT FINANCES DECEMBER 31, 1991	
STATUTORY EXPENDITURES		REAL PROPERTY VALUATIONS		ASSETS	
Pensions & F. L. C. A.	134,691.38	Code Class # of Parcels % VAL'N ASSESSED VALUATION		Cash Dec. 31, 1991	1,873,040.89
Employee Fringe Benefits	126,200.00	1 Vacant Land 98 5.20 17,284,600.00		Taxes Receivable	310,746.03
Other Statutory Expenditures		2 Residential 749 43.43 144,394,400.00		Tax Title Liens	5,857.86
CETA And Other Public Employment Programs		3 Farm 175 11.34 37,698,100.00		Foreclosed Property	
MUNICIPAL FUNCTIONS TOTAL	2,548,251.80	4a Commercial 75 8.99 29,882,900.00		Emergencies & Other Deferred Charges	
CAPITAL IMPROVEMENTS *MEMO*	280,000.00	4b Industrial 18 30.82 102,489,600.00		State and Federal Aid Receivable	
DEBT SERVICE		4c Apartments 2 .23 755,400.00		Other Receivables	139,271.88
Principal Payments	410,000.00	Total 1117 332,505,000.00		Total	2,328,916.66
Interest Payments	82,379.03	Land Area 13.38 Sq. Miles		LIABILITIES, RESERVES, AND SURPLUS	
DEFERRED CHARGES	17,000.00	Net Valuation Taxable-Municipal	333,863,325	Cash Liabilities	216,565.42
SCHOOL COUNTY, SPECIAL DISTRICT TAXES	5,487,304.04	Net Valuation Taxable-County	461,977,937	Reserves for Receivables	455,875.77
RESERVE FOR UNCOLLECTED TAXES	627,250.00	State Equalized Valuation	433,744,541	Surplus Dec. 31, 1991	1,656,475.47
EXPENDITURES TOTAL	9,172,184.87	State Equalization Ratio	76.90	Total	2,328,916.66

2003
 Population 1980 24,573
 Population 1990 22,633
 S & P Rating
 Moody Rating A1
 General Tax Rate Per \$100. 2.08
 State Equalized Tax Rate 1.91

CRANFORD TOWNSHIP - UNION COUNTY
 Form of Government
 Township Committee
 Number of Members - 5

PER CAPITA:
 Gross Debt 659.37
 Net Debt 574.19
 Debt Service 48.17
 Total Tax Levy 1,525.65
 Municipal Expenditures 650.21
 PER CENT:
 Gross Debt .83
 Net Debt .72
 Tax Levy Collected 98.81
 Tax Levy Cancelled, Abated or Adjusted .07

EXPENDITURES		REVENUES-REALIZED		1991 PROPERTY TAX	
GENERAL GOVERNMENT				STATE EQUALIZED TAX RATE	
Governing Body & Public Boards		1991 Property Taxes Collected	34,231,609.58	Local District School Taxes	1.67
Municipal Clerk		1991 Payments in Lieu of Taxes		Regional & Consolidated School Tax	19,287,988.87
Financial Administration	187,701.00	Delinquent Tax & Lien Collections	545,197.94	School Taxes in Municipal Budget	
Assessment of Taxes	119,987.00	Business Personality Replacement Taxes	385,464.00	County Taxes	.36
Collection of Taxes	55,339.00	Taxes from Public Utilities	2,335,292.00	County Library Taxes	6,477,851.57
Planning, Housing & Development	61,591.00	Other Miscellaneous Tax Revenues		Local Municipal Purpose Taxes	.48
Human Resources	155,852.38	State Aid Revenues	839,421.00	Veteran & Senior Citizen Taxes	8,559,332.42
Elections	7,050.00	Federal Aid Revenues		Total Taxes for Rate Computation	1.91
General Administration (other)	1,394,042.00	State and Local Fiscal Assistance Act Utilized		Special District Taxes	34,537,072.86
JUDICIARY		Sale of Acquired Property		Bank Corp. Taxes	188,499.84
Municipal Courts	1,080,210.00	Other Miscellaneous Revenues		Added and Omitted Taxes	
PUBLIC SAFETY		Total	1,705,348.79	Total Taxes Levied - ABSTRACT	16,396.33
Fire Protection	1,745,871.00	Prior Years Surplus Appropriated	870,000.00	Total Taxes Billed	34,530,069.03
Police Protection	2,794,141.00	REVENUES TOTAL	40,912,333.31	1991 TAXES COLLECTED	34,643,560.49
Civil Defense & Disaster Control	3,450.00	Reserve For Uncollected Taxes	959,063.42	1991 Taxes Cancelled, Abated or Adjusted	24,348.64
Environmental Inspection & Control	104,231.00	CAPITAL OUTLAY TOTAL	1,198,923.65	Transfer to Tax Title Liens or Foreclosed	8,456.59
Other Public Safety				Balance Outstanding Dec. 31, 1991	379,145.68
PUBLIC WORKS				PRIOR YEARS TAXES OUTSTANDING	
Streets and Drainage	976,195.00	Public Enterprises	72,903.10	Balance January 1, 1991	542,697.97
Sewers and Sewage Processing	271,341.00	Recreation-Culture	37,174.38	Collected in 1991	540,966.19
Garbage and Trash Disposal		Public Works	425,294.62	Cancelled, Abated or Adjusted 1991	14.77
Public Buildings and Grounds	514,395.00	Buildings and Grounds	541,275.91	Transfers to Tax Title Liens or Foreclosed	963.40
Other Public Works	133,079.00	Library and Education	122,275.14	Balance December 31, 1991	753.61
HEALTH and WELFARE		Conservation		TAX TITLE LIENS OUTSTANDING	
Health Services Except Environmental	130,138.00	All Other		Balance January 1, 1991	19,334.44
Welfare-Public Assistance	35,515.00	CAPITAL DEBT AUTHORIZED, DECEMBER 31, 1991		Transfer From Taxes	9,540.00
Hospital, Clinics, First Aid		ISSUED AND UNISSUED		Redeemed in 1991	4,231.75
Animal, Insect, & Rodent Control	10,000.00	School	1,277,000.00	Cancelled, Abated or Adjusted (1991)	
Other Welfare Services		Self-Liquidating	651,000.00	Transfers to Foreclosed Property	
RECREATION and CONSERVATION		Other	12,995,599.00	Balance December 31, 1991	24,642.69
Beaches and Boardwalks		Total	14,923,599.00	PROPERTY ACQUIRED BY DEED OR FORECLOSURE	
Parks, Playgrounds, Shade Trees	132,929.00	ISSUED AND OUTSTANDING		Balance January 1, 1991	3,897,800.00
Land Reclamation & Conservation	1,000.00	School	1,277,000.00	Transfers From Taxes or Liens	
Other Recreational Services	296,316.00	Self-Liquidating	651,000.00	Sale for Cash (1991)	
EDUCATION (excluding schools)		Other	10,354,958.80	Cancelled, Abated or Adjusted (1991)	
Libraries	619,000.00	Total	12,282,958.80	Balance December 31, 1991	3,897,800.00
Other Educational Services	144,617.00	EQUALIZED VALUATION BASIS		CURRENT FINANCES DECEMBER 31, 1991	
STATUTORY EXPENDITURES		FOR NET DEBT COMPUTATION	1,808,171.404	ASSETS	
Pensions & F. I. C. A.	761,630.00	REAL PROPERTY VALUATIONS		Cash Dec. 31, 1991	2,183,039.59
Employee Fringe Benefits	866,670.00	Code Class # of Parcels % VAL'N		Taxes Receivable	379,899.29
Other Statutory Expenditures	1.00	1 Vacant Land 107 .63	10,336,700.00	Tax Title Liens	24,642.69
CETA And Other Public Employment Programs		2 Residential 7324 78.84	1,292,465,400.00	Foreclosed Property	3,897,800.00
MUNICIPAL FUNCTIONS TOTAL	12,602,841.33	3 Farm 1 .01	105,200.00	Emergencies & Other Deferred Charges	
CAPITAL IMPROVEMENTS * MEMO*	150,000.00	4a Commercial 269 14.48	237,317,800.00	State and Federal Aid Receivable	52,621.00
DEBT SERVICE		4b Industrial 52 5.19	85,073,600.00	Other Receivables	43,811.58
Principal Payments	429,332.64	4c Apartments 10 .85	13,946,100.00	Total	6,581,814.15
Interest Payments	661,434.74	Total 7763	1,639,249,800.00	LIABILITIES, RESERVES, AND SURPLUS	
DEFERRED CHARGES	63,991.00	Land Area 4.90 Sq. Miles		Cash Liabilities	1,460,528.71
SCHOOL, COUNTY, SPECIAL DISTRICT TAXES	25,954,340.28	Net Valuation Taxable-Municipal	1,655,695,400	Reserves for Receivables	4,345,966.18
RESERVE FOR UNCOLLECTED TAXES	959,063.42	Net Valuation Taxable-Caunty	1,641,939,113	Surplus Dec. 31, 1991	775,319.26
EXPENDITURES TOTAL	40,670,553.46	State Equalized Valuation	1,799,327,787	Total	6,581,814.15
		State Equalization Ratio	91.96		

0208
Population 1980 7,609
Population 1990 7,558
S & P Rating
Moody Rating A1

General Tax Rate Per \$100.
2.12
State Equalized Tax Rate
1.66

CRESSKILL BOROUGH - BERGEN COUNTY
Form of Government
Borough Council
Number of Members - 6

PER CAPITA:
Gross Debt 541.50
Net Debt 458.67
Debt Service 40.64
Total Tax Levy 1,958.78
Municipal Expenditures 928.39
PER CENT:
Gross Debt .46
Net Debt .39
Tax Levy Collected 97.99
Tax Levy Cancelled, Abated or Adjusted .12

EXPENDITURES		REVENUES-REALIZED		1991 PROPERTY TAX	
GENERAL GOVERNMENT				STATE EQUALIZED TAX RATE	
Governing Body & Public Boards		1991 Property Taxes Collected	14,548,369.00	Local District School Taxes	1.00 8,845,344.00
Municipal Clerk		1991 Payments in Lieu of Taxes		Regional & Consolidated School Tax	
Financial Administration	26,316.00	Delinquent Tax & Lien Collections	329,778.00	School Taxes in Municipal Budget	
Assessment of Taxes	25,097.00	Business Personalty Replacement Taxes	67,867.00	County Taxes	.25 2,206,838.38
Collection of Taxes	122,898.00	Taxes from Public Utilities	654,918.00	County Library Taxes	
Planning, Housing & Development	15,400.00	Other Miscellaneous Tax Revenues		Local Municipal Purpose Taxes	.41 3,635,006.00
Human Resources	104,473.00	State Aid Revenues	377,396.00	Veteran & Senior Citizen Taxes	69,000.00
Elections	2,800.00	Federal Aid Revenues		Total Taxes for Rate Computation	1.66 14,756,188.38
General Administration (other)	1,061,209.00	State and Local Fiscal Assistance Act Utilized		Special District Taxes	
JUDICIARY		Sale of Acquired Property		Bank Corp. Taxes	
Municipal Courts	40,700.00	Other Miscellaneous Revenues	605,237.00	Added and Omitted Taxes	117,238.00
PUBLIC SAFETY		Total	16,583,565.00	Total Taxes Levied - ABSTRACT	14,804,426.38
Fire Protection	171,972.00	Prior Years Surplus Appropriated	1,694,818.00	Total Taxes Billed	14,847,220.00
Police Protection	1,331,378.00	REVENUES TOTAL	18,278,383.00	1991 TAXES COLLECTED	14,548,369.00
Civil Defense & Disaster Control	20,000.00	Reserve For Uncollected Taxes	721,248.00	1991 Taxes Cancelled, Abated or Adjusted	17,937.00
Environmental Inspection & Control	72,865.00	CAPITAL OUTLAY TOTAL	802,698.00	Transfer to Tax Title Liens or Foreclosed	10,375.00
Other Public Safety				Balance Outstanding Dec. 31, 1991	270,539.00
PUBLIC WORKS				PRIOR YEARS TAXES OUTSTANDING	
Streets and Drainage	776,800.00	Public Enterprises	390,112.00	Balance January 1, 1991	354,875.00
Sewers and Sewage Processing	14,600.00	Recreation-Culture		Collected in 1991	329,778.00
Garbage and Trash Disposal	1,090,000.00	Public Works	27,070.00	Cancelled, Abated or Adjusted 1991	4,595.00
Public Buildings and Grounds	35,400.00	Buildings and Grounds	385,516.00	Transfers to Tax Title Liens or Foreclosed	8,528.00
Other Public Works	29,350.00	Library and Education		Balance December 31, 1991	11,974.00
HEALTH and WELFARE		Conservation		TAX TITLE LIENS OUTSTANDING	
Health Services Except Environmental	60,850.00	All Other		Balance January 1, 1991	15,563.00
Welfare-Public Assistance	12,430.00	CAPITAL DEBT AUTHORIZED, DECEMBER 31, 1991		Transfer From Taxes	20,381.00
Hospital, Clinics, First Aid		ISSUED AND UNISSUED GROSS DEBT NET DEBT		Redeemed in 1991	
Animal, Insect, & Rodent Control	2,700.00	School 150,000		Cancelled, Abated or Adjusted (1991)	
Other Welfare Services		Self-Liquidating 476,000		Transfers to Foreclosed Property	
RECREATION and CONSERVATION		Other 3,466,622	3,466,622	Balance December 31, 1991	35,944.00
Beaches and Boardwalks		Total 4,092,622	3,466,622	PROPERTY ACQUIRED BY DEED OR FORECLOSURE	
Parks, Playgrounds, Shade Trees	9,930.00	ISSUED AND OUTSTANDING		Balance January 1, 1991	38,600.00
Land Reclamation & Conservation	110,906.00	School	400,000.00	Transfers From Taxes or Liens	
Other Recreational Services	55,700.00	Self-Liquidating	2,467,000.00	Sale for Cash (1991)	
EDUCATION (excluding schools)		Other	2,867,000.00	Cancelled, Abated or Adjusted (1991)	
Libraries	256,961.00	Total	2,867,000.00	Balance December 31, 1991	38,600.00
Other Educational Services		EQUALIZED VALUATION BASIS		CURRENT FINANCES DECEMBER 31, 1991	
STATUTORY EXPENDITURES		FOR NET DEBT COMPUTATION	886,774,890	ASSETS	
Pensions & F. L. C. A.	334,618.00	REAL PROPERTY VALUATIONS		Cash Dec. 31, 1991	4,806,001.00
Employee Fringe Benefits	262,630.00	Code Class # of Parcels % VAL'N ASSESSED VALUATION		Taxes Receivable	282,513.00
Other Statutory Expenditures		1 Vacant Land 201 7.90	54,818,200.00	Tax Title Liens	35,944.00
CETA And Other Public Employment Programs		2 Residential 2454 82.61	573,251,335.00	Foreclosed Property	38,600.00
MUNICIPAL FUNCTIONS TOTAL	6,047,983.00	3 Farm		Emergencies & Other Deferred Charges	
CAPITAL IMPROVEMENTS * MEMO *	50,000.00	4a Commercial 74 7.33	50,963,500.00	State and Federal Aid Receivable	23,599.00
DEBT SERVICE		4b Industrial 7 1.71	11,853,400.00	Other Receivables	29,928.00
Principal Payments	130,000.00	4c Apartments 6 .46	3,176,099.00	Total	5,216,585.00
Interest Payments	177,153.00	Total 2742	693,962,534.00	LIABILITIES, RESERVES, AND SURPLUS	
DEFERRED CHARGES	200,410.00	Land Area 2.30 Sq. Miles		Cash Liabilities	2,662,129.00
SCHOOL, COUNTY, SPECIAL DISTRICT TAXES	11,052,182.38	Net Valuation Taxable-Municipal	694,810,467	Reserves for Receivables	386,985.00
RESERVE FOR UNCOLLECTED TAXES	461,248.00	Net Valuation Taxable-County	934,365,285	Surplus Dec. 31, 1991	2,167,471.00
EXPENDITURES TOTAL	18,063,976.38	State Equalized Valuation	887,361,134	Total	5,216,585.00
		State Equalization Ratio	78.28		

1310
 Population 1980 1,952
 Population 1990 1,179
 S & P Rating
 Moody Rating
 General Tax Rate Per \$100. .95
 State Equalized Tax Rate .69

DEAL BOROUGH - MONMOUTH COUNTY
 Form of Government
 Commission (1911)
 Number of Members - 3

PER CAPITA:
 Gross Debt 1,403.70
 Net Debt 1,403.70
 Debt Service 187.83
 Total Tax Levy 4,167.82
 Municipal Expenditures 2,618.43
 PER CENT:
 Gross Debt .26
 Net Debt .26
 Tax Levy Collected 98.02
 Tax Levy Cancelled, Abated or Adjusted .10

EXPENDITURES		REVENUES-REALIZED		1991 PROPERTY TAX	
GENERAL GOVERNMENT				STATE EQUALIZED TAX RATE	
Governing Body & Public Boards				Local District School Taxes	.13 914,934.00
Municipal Clerk				Regional & Consolidated School Tax	
Financial Administration	17,750.00	1991 Property Taxes Collected	4,818,745.61	School Taxes in Municipal Budget	
Assessment of Taxes	7,200.00	1991 Payments in Lieu of Taxes		County Taxes	.37 * 2,631,516.05
Collection of Taxes	26,117.29	Delinquent Tax & Lien Collections	58,698.13	County Library Taxes	.01 97,251.89
Planning, Housing & Development	10,400.00	Business Personality Replacement Taxes	7,825.44	Local Municipal Purpose Taxes	.18 1,258,162.22
Human Resources	46,859.00	Taxes from Public Utilities	379,741.00	Veteran & Senior Citizen Taxes	
Elections	1,000.00	Other Miscellaneous Tax Revenues		Total Taxes for Rate Computation	.69 4,908,214.15
General Administration (other)	375,521.27	State Aid Revenues	53,356.38	Special District Taxes	
JUDICIARY		Federal Aid Revenues		Bank Corp. Taxes	
Municipal Courts	31,671.63	State and Local Fiscal Assistance Act Utilized	264.30	Added and Omitted Taxes	11,993.05
PUBLIC SAFETY		Sale of Acquired Property		Total Taxes Levied - ABSTRACT	4,913,857.20
Fire Protection	205,868.00	Other Miscellaneous Revenues	1,015,457.53	Total Taxes Billed	4,915,995.71
Police Protection	719,158.05	Total	6,334,088.39	1991 TAXES COLLECTED	4,818,745.61
Civil Defense & Disaster Control	700.00	Prior Years Surplus Appropriated	463,000.00	1991 Taxes Cancelled, Abated or Adjusted	4,728.38
Environmental Inspection & Control	28,683.66	REVENUES TOTAL	6,797,088.39	Transfer to Tax Title Liens or Foreclosed	
Other Public Safety		Reserve For Uncollected Taxes	115,564.94	Balance Outstanding Dec. 31, 1991	92,521.72
PUBLIC WORKS		CAPITAL OUTLAY TOTAL	34,208.25	PRIOR YEARS TAXES OUTSTANDING	
Streets and Drainage	235,053.00	Public Enterprises		Balance January 1, 1991	84,116.27
Sewers and Sewage Processing		Recreation-Culture		Collected in 1991	58,698.13
Garbage and Trash Disposal	198,430.41	Public Works	9,208.25	Cancelled, Abated or Adjusted 1991	
Public Buildings and Grounds	42,700.00	Buildings and Grounds	25,000.00	Transfers to Tax Title Liens or Foreclosed	
Other Public Works	6,050.00	Library and Education		Balance December 31, 1991	25,418.14
HEALTH and WELFARE		Conservation		TAX TITLE LIENS OUTSTANDING	
Health Services Except Environmental	13,500.00	All Other		Balance January 1, 1991	
Welfare-Public Assistance	2,000.00	CAPITAL DEBT AUTHORIZED, DECEMBER 31, 1991		Transfer From Taxes	
Hospital, Clinics, First Aid		ISSUED AND UNISSUED		Redeemed in 1991	
Animal, Insect, & Rodent Control	750.00	SCHOOL		Cancelled, Abated or Adjusted (1991)	
Other Welfare Services		Self-Liquidating	1,026,000	Transfers to Foreclosed Property	
RECREATION and CONSERVATION		Other	628,959	Balance December 31, 1991	
Beaches and Boardwalks	381,550.00	Total	1,654,959	PROPERTY ACQUIRED BY DEED OR FORECLOSURE	
Parks, Playgrounds, Shade Trees	2,500.00	ISSUED AND OUTSTANDING		Balance January 1, 1991	6,000.00
Land Reclamation & Conservation		School		Transfers From Taxes or Liens	
Other Recreational Services	1,600.00	Self-Liquidating	912,000.00	Sale for Cash (1991)	
EDUCATION (excluding schools)		Other	337,955.12	Cancelled, Abated or Adjusted (1991)	
Libraries		Total	1,249,955.12	Balance December 31, 1991	6,000.00
Other Educational Services		EQUALIZED VALUATION BASIS		CURRENT FINANCES DECEMBER 31, 1991	
STATUTORY EXPENDITURES		FOR NET DEBT COMPUTATION	628,123,514	ASSETS	
Pensions & F. L. C. A.	215,626.44	REAL PROPERTY VALUATIONS		Cash Dec. 31, 1991	1,767,955.43
Employee Fringe Benefits	160,300.00	Code Class # of Parcels % VAL'N	ASSESSED VALUATION	Taxes Receivable	117,939.86
Other Statutory Expenditures		1 Vacant Land 62 4.14	21,330,000.00	Tax Title Liens	
CETA And Other Public Employment Programs		2 Residential 858 93.33	480,707,400.00	Foreclosed Property	6,000.00
MUNICIPAL FUNCTIONS TOTAL	2,731,988.75	3 Farm		Emergencies & Other Deferred Charges	24,537.46
CAPITAL IMPROVEMENTS *MEMO*	30,000.00	4a Commercial 17 2.19	11,299,500.00	State and Federal Aid Receivable	12,508.00
DEBT SERVICE		4b Industrial		Other Receivables	58,853.94
Principal Payments	203,000.00	4c Apartments 4 .34	1,741,900.00	Total	1,987,794.69
Interest Payments	13,450.00	Total 941	515,078,800.00	LIABILITIES, RESERVES, AND SURPLUS	
DEFERRED CHARGES	18,130.12	Land Area 1.20 Sq. Miles		Cash Liabilities	706,797.96
SCHOOL, COUNTY, SPECIAL DISTRICT TAXES	3,643,701.93	Net Valuation Taxable-Municipal	515,667,934	Reserves for Receivables	181,875.18
RESERVE FOR UNCOLLECTED TAXES	115,564.94	Net Valuation Taxable-County	650,978,579	Surplus Dec. 31, 1991	1,099,121.55
EXPENDITURES TOTAL	6,730,335.74	State Equalized Valuation	714,588,025	Total	1,987,794.69
		State Equalization Ratio	72.14		

0603
Population 1980 2,523
Population 1990 2,933
S & P Rating
Moody Rating

General Tax Rate Per \$100. 2.14
State Equalized Tax Rate 1.89

DEERFIELD TWP. - CUMBERLAND COUNTY
Form of Government
Township Committee
Number of Members - 5

PER CAPITA:
Gross Debt 1,800.73
Net Debt 694.21
Debt Service 3.07
Total Tax Levy 596.26
Municipal Expenditures 317.76
PER CENT:
Gross Debt 6.43
Net Debt 2.48
Tax Levy Collected 86.01
Tax Levy Cancelled, Abated or Adjusted .35

EXPENDITURES		REVENUES-REALIZED		1991 PROPERTY TAX	
GENERAL GOVERNMENT				STATE EQUALIZED TAX RATE	
Governing Body & Public Boards		1991 Property Taxes Collected	1,510,468.98	Local District School Taxes	545,896.00
Municipal Clerk		1991 Payments in Lieu of Taxes	6,926.38	Regional & Consolidated School Tax	269,909.59
Financial Administration	43,300.00	Delinquent Tax & Lien Collections	230,556.20	School Taxes in Municipal Budget	
Assessment of Taxes	21,950.00	Business Personalty Replacement Taxes	26,042.08	County Taxes	830,706.95
Collection of Taxes	30,200.00	Taxes from Public Utilities	178,172.00	County Library Taxes	
Planning, Housing & Development	31,100.00	Other Miscellaneous Tax Revenues		Local Municipal Purpose Taxes	80,000.00
Human Resources	4,631.00	State Aid Revenues	139,092.00	Veteran & Senior Citizen Taxes	37,350.00
Elections		Federal Aid Revenues		Total Taxes for Rate Computation	1,763,862.54
General Administration (other)	197,790.00	State and Local Fiscal Assistance Act Utilized		Special District Taxes	
JUDICIARY		Sale of Acquired Property		Bank Corp. Taxes	
Municipal Courts	21,400.00	Other Miscellaneous Revenues	299,701.06	Added and Omitted Taxes	22,330.51
PUBLIC SAFETY		Total	2,390,958.70	Total Taxes Levied - ABSTRACT	1,748,843.05
Fire Protection	40,650.00	Prior Years Surplus Appropriated	188,000.00	Total Taxes Billed	1,756,224.19
Police Protection	6,000.00	REVENUES TOTAL	2,578,958.70	1991 TAXES COLLECTED	1,510,468.98
Civil Defense & Disaster Control	6,550.00	Reserve For Uncollected Taxes	297,000.00	1991 Taxes Cancelled, Abated or Adjusted	6,182.02
Environmental Inspection & Control	18,350.00	CAPITAL OUTLAY TOTAL	39,188.00	Transfer to Tax Title Liens or Foreclosed	54,409.94
Other Public Safety				Balance Outstanding Dec. 31, 1991	185,163.25
PUBLIC WORKS				PRIOR YEARS TAXES OUTSTANDING	
Streets and Drainage	45,500.00	Public Enterprises		Balance January 1, 1991	247,821.70
Sewers and Sewage Processing		Recreation-Culture		Collected in 1991	216,015.90
Garbage and Trash Disposal	8,500.00	Public Works		Cancelled, Abated or Adjusted 1991	1,117.43
Public Buildings and Grounds	67,700.00	Buildings and Grounds	39,188.00	Transfers to Tax Title Liens or Foreclosed	27,745.73
Other Public Works		Library and Education		Balance December 31, 1991	2,942.64
HEALTH and WELFARE		Conservation		TAX TITLE LIENS OUTSTANDING	
Health Services Except Environmental		All Other		Balance January 1, 1991	56,365.44
Welfare-Public Assistance	2,250.00	CAPITAL DEBT AUTHORIZED, DECEMBER 31, 1991		Transfer From Taxes	86,433.43
Hospital, Clinics, First Aid		ISSUED AND UNISSUED		Redeemed in 1991	14,540.30
Animal, Insect, & Rodent Control	8,600.00	School	5,147,284	Cancelled, Abated or Adjusted (1991)	
Other Welfare Services		Self-Liquidating		Transfers to Foreclosed Property	
RECREATION and CONSERVATION		Other	134,250	Balance December 31, 1991	128,258.57
Beaches and Boardwalks		Total	5,281,534	PROPERTY ACQUIRED BY DEED OR FORECLOSURE	
Parks, Playgrounds, Shade Trees				Balance January 1, 1991	58,200.00
Land Reclamation & Conservation	5,200.00	ISSUED AND OUTSTANDING		Transfers From Taxes or Liens	
Other Recreational Services	11,950.00	School	782,284.12	Sale for Cash (1991)	
EDUCATION (excluding schools)		Self-Liquidating		Cancelled, Abated or Adjusted (1991)	
Libraries		Other	63,000.00	Balance December 31, 1991	58,200.00
Other Educational Services		Total	845,284.12	CURRENT FINANCES DECEMBER 31, 1991	
STATUTORY EXPENDITURES		EQUALIZED VALUATION BASIS		ASSETS	
Pensions & F. I. C. A.	28,254.00	FOR NET DEBT COMPUTATION	82,104,862	Cash Dec. 31, 1991	974,262.93
Employee Fringe Benefits		REAL PROPERTY VALUATIONS		Taxes Receivable	188,105.89
Other Statutory Expenditures		Code Class # of Parcels % VAL'N		Tox Title Liens	128,258.57
CETA And Other Public Employment Programs		1 Vacant Land 355 5.13	4,100,500.00	Foreclosed Property	58,200.00
MUNICIPAL FUNCTIONS TOTAL	599,875.00	2 Residential 786 71.06	56,779,400.00	Emergencies & Other Deferred Charges	8,400.00
CAPITAL IMPROVEMENTS *MEMO*	80,000.00	3 Farm 370 13.95	11,145,800.00	State and Federal Aid Receivable	13,664.20
DEBT SERVICE		4a Commercial 57 9.86	7,881,900.00	Other Receivables	164,652.50
Principal Payments	9,000.00	4b Industrial		Total	1,535,544.09
Interest Payments		4c Apartments		LIABILITIES, RESERVES, AND SURPLUS	
DEFERRED CHARGES	26,125.00	Total	1563	Cash Liabilities	405,012.57
SCHOOL, COUNTY, SPECIAL DISTRICT TAXES	1,646,512.54	Land Area 16.70 Sq. Miles		Reserves for Receivables	539,216.96
RESERVE FOR UNCOLLECTED TAXES	297,000.00	Net Valuation Taxable-Municipal	81,023,069	Surplus Dec. 31, 1991	591,314.56
EXPENDITURES TOTAL	2,578,512.54	Net Valuation Taxable-County	86,623,547	Total	1,535,544.09
		State Equalized Valuation	91,498,457		
		State Equalization Ratio	88.41		

General Tax Rate Per \$100.	2.15
State Equalized Tax Rate	2.06

DELANCO TOWNSHIP - BURLINGTON CO.
Form of Government
Township Committee
Number of Members - 3

PER CAPITA:		PER CENT:	
Gross Debt	760.94	Gross Debt	1.61
Net Debt	374.93	Net Debt	.79
Debt Service	52.18	Tax Levy Collected	93.08
Total Tax Levy	1,064.51	Tax Levy Cancelled, Abated	
Municipal Expenditures	519.82	or Adjusted	.74

EXPENDITURES		REVENUES-REALIZED		1991 PROPERTY TAX	
GENERAL GOVERNMENT				STATE EQUALIZED TAX RATE	
Governing Body & Public Boards		1991 Property Taxes Collected	3,286,778.96	Local District School Taxes	1.18
Municipal Clerk		1991 Payments in Lieu of Taxes		Regional & Consolidated School Tax	
Financial Administration	22,827.00	Delinquent Tax & Lien Collections	158,835.64	School Taxes in Municipal Budget	
Assessment of Taxes	3,582.00	Business Personalty Replacement Taxes	159,814.52	County Taxes	.56
Collection of Taxes	13,522.00	Taxes from Public Utilities	251,933.00	County Library Taxes	.03
Planning, Housing & Development	7,549.00	Other Miscellaneous Tax Revenues		Local Municipal Purpose Taxes	.29
Human Resources	57,902.51	State Aid Revenues	174,287.53	Veteran & Senior Citizen Taxes	
Elections		Federal Aid Revenues		Total Taxes for Rate Computation	2.06
General Administration (other)	176,862.00	State and Local Fiscal Assistance Act Utilized		Special District Taxes	
JUDICIARY		Sale of Acquired Property		Bank Corp. Taxes	
Municipal Courts	24,219.00	Other Miscellaneous Revenues	212,389.02	Added and Omitted Taxes	15,940.27
PUBLIC SAFETY		Total	4,244,038.67	Total Taxes Levied - ABSTRACT	3,529,928.68
Fire Protection	300.00	Prior Years Surplus Appropriated	356,263.00	Total Taxes Billed	3,531,166.87
Police Protection	354,836.80	REVENUES TOTAL	4,600,301.67	1991 TAXES COLLECTED	3,286,778.96
Civil Defense & Disaster Control	1,000.00	Reserve For Uncollected Taxes	242,000.22	1991 Taxes Cancelled, Abated or Adjusted	26,093.32
Environmental Inspection & Control	22,441.86	CAPITAL OUTLAY TOTAL	45,868.27	Transfer to Tax Title Liens or Foreclosed	6,023.81
Other Public Safety				Balance Outstanding Dec. 31, 1991	212,270.78
PUBLIC WORKS				PRIOR YEARS TAXES OUTSTANDING	
Streets and Drainage	190,171.00	Public Enterprises		Balance January 1, 1991	164,278.86
Sewers and Sewage Processing		Recreation—Culture		Collected in 1991	158,835.64
Garbage and Trash Disposal	170,644.00	Public Works	45,868.27	Cancelled, Abated or Adjusted 1991	654.32
Public Buildings and Grounds	18,700.00	Buildings and Grounds		Transfers to Tax Title Liens or Foreclosed	4,788.90
Other Public Works		Library and Education		Balance December 31, 1991	
HEALTH and WELFARE		Conservation		TAX TITLE LIENS OUTSTANDING	
Health Services Except Environmental	813.00	All Other		Balance January 1, 1991	15,973.71
Welfare—Public Assistance	3,730.00	CAPITAL DEBT AUTHORIZED, DECEMBER 31, 1991		Transfer From Taxes	11,871.90
Hospital, Clinics, First Aid		ISSUED AND UNISSUED		Redeemed in 1991	
Animal, Insect, & Rodent Control	500.00	GROSS DEBT	1,280,000	Cancelled, Abated or Adjusted (1991)	
Other Welfare Services		School		Transfers to Foreclosed Property	
RECREATION and CONSERVATION		Self-Liquidating		Balance December 31, 1991	27,845.61
Beaches and Boardwalks		Other	1,243,261	PROPERTY ACQUIRED BY DEED OR	
Parks, Playgrounds, Shade Trees	10,750.00	Total	2,523,261	FORECLOSURE	
Land Reclamation & Conservation	6,293.87	ISSUED AND OUTSTANDING		Balance January 1, 1991	4,500.00
Other Recreational Services	14,200.00	School	1,280,000.00	Transfers From Taxes or Liens	
EDUCATION (excluding schools)		Self-Liquidating		Sale for Cash (1991)	
Libraries	24,000.00	Other	841,404.20	Cancelled, Abated or Adjusted (1991)	
Other Educational Services		Total	2,121,404.20	Balance December 31, 1991	4,500.00
STATUTORY EXPENDITURES		EQUALIZED VALUATION BASIS		CURRENT FINANCES DECEMBER 31, 1991	
Pensions & F. I. C. A.	88,400.49	FOR NET DEBT COMPUTATION	156,570,890	ASSETS	
Employee Fringe Benefits	70,000.00	REAL PROPERTY VALUATIONS		Cash Dec. 31, 1991	1,024,401.02
Other Statutory Expenditures	3,700.00	Code Class # of Parcels % VAL'N	ASSESSED VALUATION	Taxes Receivable	212,270.78
CETA And Other Public Employment Programs		1 Vacant Land 32 1.68	2,587,900.00	Tax Title Liens	27,845.61
MUNICIPAL FUNCTIONS TOTAL	1,291,944.53	2 Residential 1199 77.36	119,459,500.00	Foreclosed Property	4,500.00
CAPITAL IMPROVEMENTS * MEMO *	5,000.00	3 Farm 21 .72	1,120,000.00	Emergencies & Other Deferred Charges	47,400.00
DEBT SERVICE		4a Commercial 43 8.66	13,380,200.00	State and Federal Aid Receivable	
Principal Payments	119,019.40	4b Industrial 12 10.91	16,694,200.00	Other Receivables	6,086.18
Interest Payments	53,993.58	4c Apartments 6 .77	1,183,300.00	Total	1,322,503.59
		Total 1313	154,425,100.00	LIABILITIES, RESERVES, AND SURPLUS	
DEFERRED CHARGES	16,779.51	Land Area 2.16 Sq. Miles		Cash Liabilities	611,146.33
SCHOOL, COUNTY, SPECIAL DISTRICT TAXES	3,043,052.41	Net Valuation Taxable-Municipal	154,992,356	Reserves for Receivables	250,702.57
RESERVE FOR UNCOLLECTED TAXES	242,000.22	Net Valuation Taxable-County	167,134,643	Surplus Dec. 31, 1991	460,654.69
EXPENDITURES TOTAL	4,766,789.65	State Equalized Valuation	161,426,735	Total	1,322,503.59
		State Equalization Ratio	96.00		

1007

Population 1980 3,816

Population 1990 4,512

S & P Rating

Moody Rating

General Tax Rate Per \$100.

State Equalized Tax Rate

1.36

1.31

DELAWARE TWP. - HUNTERDON CO.

Form of Government

Township Committee

Number of Members - 3

PER CAPITA:

Gross Debt 27.41

Net Debt 19.92

Debt Service 1.32

Total Tax Levy 1,030.97

Municipal Expenditures 455.00

PER CENT:

Gross Debt .04

Net Debt .03

Tax Levy Collected 96.03

Tax Levy Cancelled, Abated

or Adjusted .42

EXPENDITURES		REVENUES-REALIZED		1991 PROPERTY TAX	
GENERAL GOVERNMENT				STATE EQUALIZED TAX RATE	
Governing Body & Public Boards		1991 Property Taxes Collected	4,483,411.64	Local District School Taxes	.63 2,217,971.00
Municipal Clerk		1991 Payments in Lieu of Taxes		Regional & Consolidated School Tax	.37 1,301,731.55
Financial Administration	47,715.00	Delinquent Tax & Lien Collections	263,466.89	School Taxes in Municipal Budget	
Assessment of Taxes	32,675.00	Business Personality Replacement Taxes	72,078.20	County Taxes	.29 1,021,545.23
Collection of Taxes	33,558.00	Taxes from Public Utilities	234,151.00	County Library Taxes	.02 82,087.75
Planning, Housing & Development	43,792.00	Other Miscellaneous Tax Revenues		Local Municipal Purpose Taxes	
Human Resources	75,332.25	State Aid Revenues	207,824.00	Veteran & Senior Citizen Taxes	
Elections	2,400.00	Federal Aid Revenues		Total Taxes for Rate Computation	1.31 4,663,207.00
General Administration (other)	346,199.40	State and Local Fiscal Assistance Act Utilized		Special District Taxes	
JUDICIARY		Sale of Acquired Property		Bank Corp. Taxes	
Municipal Courts	19,538.00	Other Miscellaneous Revenues	355,966.40	Added and Omitted Taxes	21,090.00
PUBLIC SAFETY		Total	5,621,898.13	Total Taxes Levied - ABSTRACT	4,651,747.00
Fire Protection	37,592.60	Prior Years Surplus Appropriated	977,188.58	Total Taxes Billed	4,668,815.69
Police Protection	216,475.00	REVENUES TOTAL	6,599,086.71	1991 TAXES COLLECTED	4,483,411.64
Civil Defense & Disaster Control	200.00	Reserve For Uncollected Taxes	324,547.62	1991 Taxes Cancelled, Abated or Adjusted	19,780.56
Environmental Inspection & Control	23,295.00	CAPITAL OUTLAY TOTAL	80,591.67	Transfer to Tax Title Liens or Foreclosed	11,411.76
Other Public Safety				Balance Outstanding Dec. 31, 1991	154,211.73
PUBLIC WORKS				PRIOR YEARS TAXES OUTSTANDING	
Streets and Drainage	457,269.00	Public Enterprises		Balance January 1, 1991	287,028.28
Sewers and Sewage Processing	7,500.00	Recreation-Culture	807.69	Collected in 1991	268,466.89
Garbage and Trash Disposal	27,300.00	Public Works	24,439.80	Cancelled, Abated or Adjusted 1991	787.46
Public Buildings and Grounds	24,150.00	Buildings and Grounds	55,344.18	Transfers to Tax Title Liens or Foreclosed	2,205.33
Other Public Works	76,000.00	Library and Education		Balance December 31, 1991	15,568.60
HEALTH and WELFARE		Conservation		TAX TITLE LIENS OUTSTANDING	
Health Services Except Environmental	17,217.00	All Other		Balance January 1, 1991	64,694.22
Welfare-Public Assistance	3,130.00	CAPITAL DEBT AUTHORIZED, DECEMBER 31, 1991		Transfer From Taxes	13,956.15
Hospital, Clinics, First Aid		ISSUED AND UNISSUED GROSS DEBT		Redeemed in 1991	
Animal, Insect, & Rodent Control		School	33,803.32	Cancelled, Abated or Adjusted (1991)	
Other Welfare Services		Self-Liquidating		Transfers to Foreclosed Property	
RECREATION and CONSERVATION		Other	89,864.88	Balance December 31, 1991	78,650.37
Beaches and Boardwalks		Total	123,668.20	PROPERTY ACQUIRED BY DEED OR	
Parks, Playgrounds, Shade Trees				FORECLOSURE	
Land Reclamation & Conservation	3,714.85	ISSUED AND OUTSTANDING		Balance January 1, 1991	
Other Recreational Services	19,255.00	School	33,803.92	Transfers From Taxes or Liens	
EDUCATION (excluding schools)		Self-Liquidating		Sale for Cash (1991)	
Libraries		Other	89,864.68	Cancelled, Abated or Adjusted (1991)	
Other Educational Services		Total	123,668.60	Balance December 31, 1991	
STATUTORY EXPENDITURES		EQUALIZED VALUATION BASIS		CURRENT FINANCES DECEMBER 31, 1991	
Pensions & F. I. C. A.	77,572.00	FOR NET DEBT COMPUTATION	346,529,983	ASSETS	
Employee Fringe Benefits	99,859.00	REAL PROPERTY VALUATIONS		Cash Dec. 31, 1991	2,010,160.00
Other Statutory Expenditures		Code Class # of Parcels % VAL'N	ASSESSED VALUATION	Taxes Receivable	169,780.00
CETA And Other Public Employment Programs		1 Vacant Land 196 4.13	14,062,800.00	Tax Title Liens	78,650.37
MUNICIPAL FUNCTIONS TOTAL	1,691,739.10	2 Residential 1016 59.91	203,899,700.00	Foreclosed Property	
CAPITAL IMPROVEMENTS **MEMO**	13,551.60	3 Farm 1100 30.20	102,797,500.00	Emergencies & Other Deferred Charges	84,000.00
DEBT SERVICE		4a Commercial 38 3.20	10,902,700.00	State and Federal Aid Receivable	102,496.00
Principal Payments	5,969.58	4b Industrial 10 2.21	7,523,300.00	Other Receivables	12,702.63
Interest Payments		4c Apartments 5 .34	1,172,000.00	Total	2,457,789.00
DEFERRED CHARGES	30,715.00	Total 2365	340,358,000.00	LIABILITIES, RESERVES, AND SURPLUS	
SCHOOL, COUNTY, SPECIAL DISTRICT TAXES	4,623,335.53	Land Area 36.90 Sq. Miles		Cash Liabilities	888,599.00
RESERVE FOR UNCOLLECTED TAXES	324,547.62	Net Valuation Taxable-Municipal	341,744,536	Reserves for Receivables	261,133.00
EXPENDITURES TOTAL	6,676,306.83	Net Valuation Taxable-County	341,381,397	Surplus Dec. 31, 1991	1,308,057.00
		State Equalized Valuation	353,651,078	Total	2,457,789.00
		State Equalization Ratio	96.62		

0310
Population 1980 14,811
Population 1990 13,178
S & P Rating
Moody Rating A

General Tax Rate Per \$100. 2.07
State Equalized Tax Rate 2.02

DELRAN TOWNSHIP - BURLINGTON CO.
Form of Government
Mayor-Council Plan D (OMCL 50)
Number of Members - 5

PER CAPITA:
Gross Debt 319.79
Net Debt 148.14
Debt Service 22.42
Total Tax Levy 1,065.48
Municipal Expenditures 428.53
PER CENT:
Gross Debt .66
Net Debt .31
Tax Levy Collected 95.69
Tax Levy Cancelled, Abated or Adjusted .57

EXPENDITURES		REVENUES-REALIZED		1991 PROPERTY TAX	
GENERAL GOVERNMENT				STATE EQUALIZED TAX RATE 1.11	7,421,296.00
Governing Body & Public Boards	25,685.00	1991 Property Taxes Collected	13,445,282.58	Local District School Taxes	
Municipal Clerk	44,400.00	1991 Payments in Lieu of Taxes		Regional & Consolidated School Tax	
Financial Administration	225,647.00	Delinquent Tax & Lien Collections	537,801.73	School Taxes in Municipal Budget	
Assessment of Taxes		Business Personalty Replacement Taxes	186,979.44	County Taxes	3,525,927.62
Collection of Taxes		Taxes from Public Utilities	786,427.85	County Library Taxes	223,624.72
Planning, Housing & Development	44,941.00	Other Miscellaneous Tax Revenues		Local Municipal Purpose Taxes	2,310,640.00
Human Resources	135,039.00	State Aid Revenues	1,454,044.27	Veteran & Senior Citizen Taxes	108,350.00
Elections		Federal Aid Revenues		Total Taxes for Rate Computation	2.02 13,589,838.34
General Administration (other)	402,148.00	State and Local Fiscal Assistance Act Utilized		Special District Taxes	533,738.00
JUDICIARY		Sale of Acquired Property		Bank Corp. Taxes	
Municipal Courts	76,468.71	Other Miscellaneous Revenues	591,101.24	Added and Omitted Taxes	25,680.82
PUBLIC SAFETY		Total	17,001,637.11	Total Taxes Levied - ABSTRACT	14,040,907.16
Fire Protection	5,163.00	Prior Years Surplus Appropriated		Total Taxes Billed	14,051,548.45
Police Protection	1,261,530.54	REVENUES TOTAL	17,001,637.11	1991 TAXES COLLECTED	13,445,282.58
Civil Defense & Disaster Control	250.00	Reserve For Uncollected Taxes	974,000.00	1991 Taxes Cancelled, Abated or Adjusted	80,793.64
Environmental Inspection & Control	90,287.00	CAPITAL OUTLAY TOTAL	219,104.03	Transfer to Tax Title Liens or Foreclosed	152,049.74
Other Public Safety				Balance Outstanding Dec. 31, 1991	373,422.49
PUBLIC WORKS				PRIOR YEARS TAXES OUTSTANDING	
Streets and Drainage	489,254.00	Public Enterprises		Balance January 1, 1991	692,899.94
Sewers and Sewage Processing	136,503.00	Recreation-Culture	20,830.50	Collected in 1991	537,801.73
Garbage and Trash Disposal	519,116.00	Public Works	174,890.53	Cancelled, Abated or Adjusted 1991	
Public Buildings and Grounds	104,950.00	Buildings and Grounds	23,383.00	Transfers to Tax Title Liens or Foreclosed	143,225.84
Other Public Works		Library and Education		Balance December 31, 1991	11,872.37
HEALTH and WELFARE		Conservation		TAX TITLE LIENS OUTSTANDING	
Health Services Except Environmental	18,221.00	All Other		Balance January 1, 1991	10,643.00
Welfare-Public Assistance	6,000.00	CAPITAL DEBT AUTHORIZED, DECEMBER 31, 1991		Transfer From Taxes	295,275.58
Hospital, Clinics, First Aid		ISSUED AND UNISSUED GROSS DEBT NET DEBT		Redeemed in 1991	
Animal, Insect, & Rodent Control	27,000.00	School 2,262,000		Cancelled, Abated or Adjusted (1991)	
Other Welfare Services	3,546.00	Self-Liquidating		Transfers to Foreclosed Property	
RECREATION and CONSERVATION		Other 1,952,231	1,952,231	Balance December 31, 1991	305,918.58
Beaches and Boardwalks		Total 4,214,231	1,952,231	PROPERTY ACQUIRED BY DEED OR FORECLOSURE	
Parks, Playgrounds, Shade Trees		ISSUED AND OUTSTANDING		Balance January 1, 1991	3,615.00
Land Reclamation & Conservation	100.00	School 2,262,000.00		Transfers From Taxes or Liens	
Other Recreational Services	24,525.00	Self-Liquidating		Sale for Cash (1991)	
EDUCATION (excluding schools)		Other 1,944,954.33		Cancelled, Abated or Adjusted (1991)	
Libraries		Total 4,206,954.33		Balance December 31, 1991	3,615.00
Other Educational Services	200.00	EQUALIZED VALUATION BASIS		CURRENT FINANCES DECEMBER 31, 1991	
STATUTORY EXPENDITURES		FOR NET DEBT COMPUTATION	639,557,315	ASSETS	
Pensions & F. I. C. A.	285,859.92	REAL PROPERTY VALUATIONS		Cash Dec. 31, 1991	2,010,044.08
Employee Fringe Benefits	399,557.00	Code Class # of Parcels % VAL'N		Taxes Receivable	385,294.86
Other Statutory Expenditures	3,500.00	1 Vacant Land 164 3.35	21,710,800.00	Tax Title Liens	305,918.58
CETA And Other Public Employment Programs		2 Residential 3513 70.51	457,027,900.00	Foreclosed Property	3,615.00
MUNICIPAL FUNCTIONS TOTAL	4,329,941.17	3 Farm 51 .39	2,516,300.00	Emergencies & Other Deferred Charges	152,000.00
CAPITAL IMPROVEMENTS *MEMO*		4a Commercial 156 18.26	118,360,600.00	State and Federal Aid Receivable	5,446.55
DEBT SERVICE		4b Industrial 5 .53	3,404,900.00	Other Receivables	156,277.23
Principal Payments	132,145.49	4c Apartments 3 6.96	45,126,200.00	Total	3,018,596.30
Interest Payments	163,269.92	Total 3892	648,146,700.00	LIABILITIES, RESERVES, AND SURPLUS	
DEFERRED CHARGES	47,800.00	Land Area 6.91 Sq. Miles		Cash Liabilities	1,209,665.32
SCHOOL, COUNTY, SPECIAL DISTRICT TAXES	11,704,586.34	Net Valuation Taxable-Municipal	650,550,445	Reserves for Receivables	851,105.67
RESERVE FOR UNCOLLECTED TAXES	974,000.00	Net Valuation Taxable-County	668,405,998	Surplus Dec. 31, 1991	957,825.31
EXPENDITURES TOTAL	17,351,742.92	State Equalized Valuation	666,012,530	Total	3,018,596.30
		State Equalization Ratio	97.67		

0209
Population 1980 4,963
Population 1990 4,800
S & P Rating
Moody Rating A1

General Tax Rate Per \$100. 2.44
State Equalized Tax Rate 1.86

DEMAREST BOROUGH - BERGEN COUNTY
Form of Government
Borough Council
Number of Members - 6

PER CAPITA:
Gross Debt 307.84
Net Debt 304.17
Debt Service 82.47
Total Tax Levy 2,222.62
Municipal Expenditures 848.45
PER CENT:
Gross Debt .25
Net Debt .25
Tax Levy Collected 97.31
Tax Levy Cancelled, Abated or Adjusted .42

EXPENDITURES	REVENUES-REALIZED	1991 PROPERTY TAX
GENERAL GOVERNMENT		STATE EQUALIZED TAX RATE
Governing Body & Public Boards		Local District School Taxes .70 4,013,289.00
Municipal Clerk		Regional & Consolidated School Tax .42 2,393,401.72
Financial Administration 69,935.00	1991 Property Taxes Collected 10,420,340.24	School Taxes in Municipal Budget
Assessment of Taxes 12,910.00	1991 Payments in Lieu of Taxes	County Taxes .25 1,430,910.72
Collection of Taxes 15,646.00	Delinquent Tax & Lien Collections 232,929.00	County Library Taxes
Planning, Housing & Development 11,345.00	Business Personalty Replacement Taxes 14,453.00	Local Municipal Purpose Taxes .49 2,800,474.92
Human Resources 23,812.00	Taxes from Public Utilities 372,824.00	Veteran & Senior Citizen Taxes 30,600.00
Elections 1,232.00	Other Miscellaneous Tax Revenues	Total Taxes for Rate Computation 1.86 10,668,676.36
General Administration (other) 323,911.00	State Aid Revenues 279,426.00	Special District Taxes
JUDICIARY	Federal Aid Revenues	Bank Corp. Taxes
Municipal Courts 17,540.00	State and Local Fiscal Assistance Act Utilized	Added and Omitted Taxes 30,494.32
PUBLIC SAFETY	Sale of Acquired Property	Total Taxes Levied - ABSTRACT 10,668,570.68
Fire Protection 86,542.00	Other Miscellaneous Revenues 196,610.10	Total Taxes Billed 10,708,502.26
Police Protection 777,005.00	Total 11,516,582.34	1991 TAXES COLLECTED 10,420,340.24
Civil Defense & Disaster Control 100.00	Prior Years Surplus Appropriated 225,000.00	1991 Taxes Cancelled, Abated or Adjusted 44,878.72
Environmental Inspection & Control 27,130.00	REVENUES TOTAL 11,741,582.34	Transfer to Tax Title Liens or Foreclosed
Other Public Safety	Reserve For Uncollected Taxes 302,000.00	Balance Outstanding Dec. 31, 1991 243,283.30
PUBLIC WORKS	CAPITAL OUTLAY TOTAL 118,769.73	PRIOR YEARS TAXES OUTSTANDING
Streets and Drainage 110,141.00	Public Enterprises	Balance January 1, 1991 240,883.62
Sewers and Sewage Processing 951,274.00	Recreation-Culture	Collected in 1991 232,928.90
Garbage and Trash Disposal	Public Works	Cancelled, Abated or Adjusted 1991 1,051.02
Public Buildings and Grounds 9,980.00	Buildings and Grounds 118,769.73	Transfers to Tax Title Liens or Foreclosed
Other Public Works 432,818.00	Library and Education	Balance December 31, 1991 6,903.70
HEALTH and WELFARE	Conservation	TAX TITLE LIENS OUTSTANDING
Health Services Except Environmental 34,407.00	All Other	Balance January 1, 1991
Welfare-Public Assistance 3,515.00	CAPITAL DEBT AUTHORIZED, DECEMBER 31, 1991	Transfer From Taxes
Hospital, Clinics, First Aid	ISSUED AND UNISSUED GROSS DEBT NET DEBT	Redeemed in 1991
Animal, Insect, & Rodent Control 2,712.00	School	Cancelled, Abated or Adjusted (1991)
Other Welfare Services	Self-Liquidating	Transfers to Foreclosed Property
RECREATION and CONSERVATION	Other 1,477,646 1,460,032	Balance December 31, 1991
Beaches and Boardwalks	Total 1,477,646 1,460,032	PROPERTY ACQUIRED BY DEED OR
Parks, Playgrounds, Shade Trees	ISSUED AND OUTSTANDING	FORECLOSURE
Land Reclamation & Conservation 46,373.00	School	Balance January 1, 1991 67,444.00
Other Recreational Services 22,033.00	Self-Liquidating	Transfers From Taxes or Liens
EDUCATION (excluding schools)	Other	Sale for Cash (1991)
Libraries 13,225.00	Total 1,467,976.68 1,467,976.68	Cancelled, Abated or Adjusted (1991)
Other Educational Services	EQUALIZED VALUATION BASIS	Balance December 31, 1991 67,444.00
STATUTORY EXPENDITURES	FOR NET DEBT COMPUTATION 584,216,394	CURRENT FINANCES DECEMBER 31, 1991
Pensions & F. L. C. A.	REAL PROPERTY VALUATIONS	ASSETS
Employee Fringe Benefits 122,320.00	Code Class # of Parcels % VAL'N ASSESSED VALUATION	Cash Dec. 31, 1991 684,705.00
Other Statutory Expenditures	1 Vacant Land 48 1.50 6,560,700.00	Taxes Receivable 250,187.00
CETA And Other Public Employment Programs	2 Residential 1580 94.77 414,455,540.00	Tax Title Liens
MUNICIPAL FUNCTIONS TOTAL 3,311,981.00	3 Farm	Foreclosed Property
CAPITAL IMPROVEMENTS * MEMO 11,000.00	4a Commercial 10 3.73 16,299,000.00	Emergencies & Other Deferred Charges 5,200.00
DEBT SERVICE	4b Industrial	State and Federal Aid Receivable 74,770.00
Principal Payments 311,244.00	4c Apartments	Other Receivables 9,521.00
Interest Payments 84,600.00	Total 1634 437,315,240.00	Total 1,091,827.00
DEFERRED CHARGES 62,756.00	Land Area 2.10 Sq. Miles	LIABILITIES, RESERVES, AND SURPLUS
SCHOOL, COUNTY, SPECIAL DISTRICT TAXES 7,937,601.44	Net Valuation Taxable-Municipal 437,623,276	Cash Liabilities 431,829.00
RESERVE FOR UNCOLLECTED TAXES 302,000.00	Net Valuation Taxable-County 604,773,060	Reserves for Receivables 327,152.00
EXPENDITURES TOTAL 11,910,182.44	State Equalized Valuation 573,761,013	Surplus Dec. 31, 1991 332,846.00
	State Equalization Ratio 76.26	Total 1,091,827.00

0504
Population 1980 3,989
Population 1990 5,574
S & P Rating
Moody Rating

General Tax Rate Per \$100. 1.51
State Equalized Tax Rate 1.47

DENNIS TOWNSHIP - CAPE MAY COUNTY
Form of Government
Township Committee
Number of Members - 3

PER CAPITA:
Gross Debt 532.44
Net Debt 177.11
Debt Service 21.30
Total Tax Levy 858.66
Municipal Expenditures 540.23

PER CENT:
Gross Debt 1.07
Net Debt .36
Tax Levy Collected 89.21
Tax Levy Cancelled, Abated or Adjusted .44

EXPENDITURES		REVENUES-REALIZED		1991 PROPERTY TAX	
GENERAL GOVERNMENT				STATE EQUALIZED TAX RATE	
Governing Body & Public Boards		1991 Property Taxes Collected		Local District School Taxes	2,702,630.00
Municipal Clerk		1991 Payments in Lieu of Taxes		Regional & Consolidated School Tax	
Financial Administration	83,000.00	Delinquent Tax & Lien Collections		School Taxes in Municipal Budget	
Assessment of Taxes	189,955.00	Business Personality Replacement Taxes		County Taxes	* 1,217,150.39
Collection of Taxes	90,975.00	Taxes from Public Utilities		County Library Taxes	76,368.65
Planning, Housing & Development	38,050.00	Other Miscellaneous Tax Revenues		Local Municipal Purpose Taxes	575,911.60
Human Resources	16,655.00	State Aid Revenues		Veteran & Senior Citizen Taxes	53,200.00
Elections	3,135.00	Federal Aid Revenues		Total Taxes for Rate Computation	4,625,260.64
General Administration (other)	229,900.00	State and Local Fiscal Assistance Act Utilized		Special District Taxes	167,466.40
JUDICIARY		Sale of Acquired Property		Bank Corp. Taxes	
Municipal Courts	70,400.00	Other Miscellaneous Revenues		Added and Omitted Taxes	46,654.59
PUBLIC SAFETY		Total		Total Taxes Levied - ABSTRACT	4,786,181.63
Fire Protection	10,800.00	Prior Years Surplus Appropriated		Total Taxes Billed	4,792,718.90
Police Protection	180,000.00	REVENUES TOTAL		1991 TAXES COLLECTED	4,275,759.02
Civil Defense & Disaster Control	14,600.00	Reserve For Uncollected Taxes		1991 Taxes Cancelled, Abated or Adjusted	21,054.88
Environmental Inspection & Control	13,000.00	CAPITAL OUTLAY TOTAL		Transfer to Tax Title Liens or Foreclosed	49,910.74
Other Public Safety				Balance Outstanding Dec. 31, 1991	445,994.26
PUBLIC WORKS				PRIOR YEARS TAXES OUTSTANDING	
Streets and Drainage	315,000.00	Public Enterprises		Balance January 1, 1991	630,771.75
Sewers and Sewage Processing		Recreation—Culture		Collected in 1991	606,098.05
Garbage and Trash Disposal	277,040.00	Public Works		Cancelled, Abated or Adjusted 1991	2,741.43
Public Buildings and Grounds	59,000.00	Buildings and Grounds		Transfers to Tax Title Liens or Foreclosed	20,562.20
Other Public Works		Library and Education		Balance December 31, 1991	1,370.07
HEALTH and WELFARE		Conservation		TAX TITLE LIENS OUTSTANDING	
Health Services Except Environmental	5,600.00	All Other		Balance January 1, 1991	146,621.82
Welfare—Public Assistance	11,975.00	CAPITAL DEBT AUTHORIZED, DECEMBER 31, 1991		Transfer From Taxes	72,703.88
Hospital, Clinics, First Aid		ISSUED AND UNISSUED GROSS DEBT NET DEBT		Redeemed in 1991	12,100.14
Animal, Insect, & Rodent Control	16,200.00	School 1,980,600		Cancelled, Abated or Adjusted (1991)	3,480.16
Other Welfare Services		Self-Liquidating		Transfers to Foreclosed Property	
RECREATION and CONSERVATION		Other 987,200		Balance December 31, 1991	203,745.40
Beaches and Boardwalks		Total 2,967,800		PROPERTY ACQUIRED BY DEED OR FORECLOSURE	
Parks, Playgrounds, Shade Trees		ISSUED AND OUTSTANDING		Balance January 1, 1991	73,140.00
Land Reclamation & Conservation	105,900.00	School		Transfers From Taxes or Liens	
Other Recreational Services	24,800.00	Self-Liquidating		Sale for Cash (1991)	
EDUCATION (excluding schools)		Other 914,000.00		Cancelled, Abated or Adjusted (1991)	
Libraries		Total 2,889,000.00		Balance December 31, 1991	73,140.00
Other Educational Services		EQUALIZED VALUATION BASIS		CURRENT FINANCES DECEMBER 31, 1991	
STATUTORY EXPENDITURES		FOR NET DEBT COMPUTATION		ASSETS	
Pensions & F. I. C. A.	105,000.00	REAL PROPERTY VALUATIONS		Cash Dec. 31, 1991	1,781,409.29
Employee Fringe Benefits	183,750.00	Code Class # of Parcels % VAL'N ASSESSED VALUATION		Taxes Receivable	447,364.33
Other Statutory Expenditures	1,000.00	1 Vacant Land 2091 17.43 52,230,000.00		Tax Title Liens	203,745.40
CETA And Other Public Employment Programs		2 Residential 2075 68.26 204,492,300.00		Foreclosed Property	73,140.00
MUNICIPAL FUNCTIONS TOTAL	2,045,735.00	3 Farm 296 2.55 7,665,200.00		Emergencies & Other Deferred Charges	63,680.00
CAPITAL IMPROVEMENTS * MEMO *		4a Commercial 93 11.75 35,196,600.00		State and Federal Aid Receivable	
DEBT SERVICE		4b Industrial		Other Receivables	75,171.58
Principal Payments	50,000.00	4c Apartments		Total	2,648,510.60
Interest Payments	68,699.80	Total 4555 299,584,100.00		LIABILITIES, RESERVES, AND SURPLUS	
DEFERRED CHARGES	23,848.70	Land Area 64.97 Sq. Miles		Cash Liabilities	541,699.84
SCHOOL, COUNTY, SPECIAL DISTRICT TAXES	4,163,615.44	Net Valuation Taxable—Municipal		Reserves for Receivables	803,421.31
RESERVE FOR UNCOLLECTED TAXES	822,966.42	Net Valuation Taxable—County		Surplus Dec. 31, 1991	1,303,389.45
EXPENDITURES TOTAL	7,174,865.36	State Equalized Valuation		Total	2,648,510.60
		State Equalization Ratio 97.66			

1408
 Population 1980 14,380
 Population 1990 13,812
 S & P Rating AA-
 Moody Rating AAA

General Tax Rate Per \$100. 2.31
 State Equalized Tax Rate 1.74

DENVILLE TOWNSHIP - MORRIS COUNTY
 Form of Government
 Mayor-Council Plan F (OMCL 50)
 Number of Members - 7

PER CAPITA:
 Gross Debt 1,845.00
 Net Debt 786.79
 Debt Service 74.76
 Total Tax Levy 1,524.18
 Municipal Expenditures 679.73

PER CENT:
 Gross Debt 2.08
 Net Debt .89
 Tax Levy Collected 95.89
 Tax Levy Cancelled, Abated or Adjusted .11

EXPENDITURES		REVENUES-REALIZED		1991 PROPERTY TAX	
GENERAL GOVERNMENT				STATE EQUALIZED TAX RATE	
Governing Body & Public Boards	17,000.00	1991 Property Taxes Collected	20,246,237.56	Local District School Taxes	.60 7,270,535.00
Municipal Clerk	109,500.00	1991 Payments in Lieu of Taxes		Regional & Consolidated School Tax	.48 5,843,587.42
Financial Administration	105,197.40	Delinquent Tax & Lien Collections	518,147.27	School Taxes in Municipal Budget	
Assessment of Taxes	59,950.00	Business Personalty Replacement Taxes	225,249.56	County Taxes	.28 3,440,729.16
Collection of Taxes	73,525.00	Taxes from Public Utilities	1,251,624.00	County Library Taxes	
Planning, Housing & Development	227,500.00	Other Miscellaneous Tax Revenues		Local Municipal Purpose Taxes	.37 4,431,911.44
Human Resources	197,630.00	State Aid Revenues	504,061.31	Veteran & Senior Citizen Taxes	
Elections	7,150.00	Federal Aid Revenues		Total Taxes for Rate Computation	1.73 21,106,363.02
General Administration (other)	663,461.00	State and Local Fiscal Assistance Act Utilized		Special District Taxes	
JUDICIARY		Sale of Acquired Property		Bank Corp. Taxes	
Municipal Courts	122,100.00	Other Miscellaneous Revenues	2,182,935.05	Added and Omitted Taxes	65,261.26
PUBLIC SAFETY		Total	24,929,254.75	Total Taxes Levied - ABSTRACT	21,052,024.28
Fire Protection	170,703.60	Prior Years Surplus Appropriated	529,717.00	Total Taxes Billed	21,114,820.35
Police Protection	1,779,308.15	REVENUES TOTAL	25,458,971.75	1991 TAXES COLLECTED	20,246,237.56
Civil Defense & Disaster Control	2,500.00	Reserve For Uncollected Taxes	660,000.00	1991 Taxes Cancelled, Abated or Adjusted	22,349.25
Environmental Inspection & Control	172,450.00	CAPITAL OUTLAY TOTAL	7,481,735.95	Transfer to Tax Title Liens or Foreclosed	215,273.52
Other Public Safety				Balance Outstanding Dec. 31, 1991	630,960.02
PUBLIC WORKS				PRIOR YEARS TAXES OUTSTANDING	
Streets and Drainage	807,050.00	Public Enterprises	6,912,106.31	Balance January 1, 1991	592,922.50
Sewers and Sewage Processing		Recreation-Culture	11,223.00	Collected in 1991	479,353.36
Garbage and Trash Disposal	1,036,500.00	Public Works	22,306.99	Cancelled, Abated or Adjusted 1991	
Public Buildings and Grounds	226,600.00	Buildings and Grounds	524,204.45	Transfers to Tax Title Liens or Foreclosed	91,681.03
Other Public Works		Library and Education		Balance December 31, 1991	21,888.11
HEALTH and WELFARE		Conservation	11,895.20	TAX TITLE LIENS OUTSTANDING	
Health Services Except Environmental	153,800.00	All Other		Balance January 1, 1991	65,460.75
Welfare-Public Assistance	18,725.00	CAPITAL DEBT AUTHORIZED, DECEMBER 31, 1991		Transfer From Taxes	324,118.75
Hospital, Clinics, First Aid		ISSUED AND UNISSUED		Redeemed in 1991	38,793.91
Animal, Insect, & Rodent Control	19,800.00	School	460,817	Cancelled, Abated or Adjusted (1991)	
Other Welfare Services		Self-Liquidating	15,444,885	Transfers to Foreclosed Property	
RECREATION and CONSERVATION		Other	9,577,467	Balance December 31, 1991	350,785.59
Beaches and Boardwalks		Total	25,483,169	PROPERTY ACQUIRED BY DEED OR FORECLOSURE	
Parks, Playgrounds, Shade Trees	222,950.00	ISSUED AND OUTSTANDING		Balance January 1, 1991	406,982.00
Land Reclamation & Conservation	70,000.00	School	460,817.92	Transfers From Taxes or Liens	
Other Recreational Services	48,750.00	Self-Liquidating	8,963,249.74	Sale for Cash (1991)	
EDUCATION (excluding schools)		Other	6,884,000.00	Cancelled, Abated or Adjusted (1991)	
Libraries	450,000.00	Total	16,308,067.66	Balance December 31, 1991	406,982.00
Other Educational Services		EQUALIZED VALUATION BASIS		CURRENT FINANCES DECEMBER 31, 1991	
STATUTORY EXPENDITURES		FOR NET DEBT COMPUTATION	1,225,775.971	ASSETS	
Pensions & F. L. C. A.	487,611.00	REAL PROPERTY VALUATIONS		Cash Dec. 31, 1991	3,639,164.33
Employee Fringe Benefits	446,000.00	Code Class # of Parcels % VAL'N		Taxes Receivable	652,848.13
Other Statutory Expenditures	100.00	1 Vacant Land 749 3.68		Tax Title Liens	350,785.59
CETA And Other Public Employment Programs		2 Residential 4802 76.95		Foreclosed Property	406,982.00
MUNICIPAL FUNCTIONS TOTAL	7,695,861.15	3 Farm 56 .44		Emergencies & Other Deferred Charges	
CAPITAL IMPROVEMENTS *ME 10*	130,000.00	4a Commercial 348 12.78		State and Federal Aid Receivable	
DEBT SERVICE		4b Industrial 39 5.81		Other Receivables	167,027.70
Principal Payments	597,000.00	4c Apartments 11 .34		Total	5,216,807.75
Interest Payments	435,611.00	Total 6005		LIABILITIES, RESERVES, AND SURPLUS	
DEFERRED CHARGES		Land Area 12.70 Sq. Miles		Cash Liabilities	3,264,518.90
SCHOOL, COUNTY, SPECIAL DISTRICT TAXES	16,554,851.58	Net Valuation Taxable-Municipal	911,236,316	Reserves for Receivables	1,577,643.42
RESERVE FOR UNCOLLECTED TAXES	660,000.00	Net Valuation Taxable-County	1,282,501,211	Surplus Dec. 31, 1991	374,645.43
EXPENDITURES TOTAL	25,943,323.73	State Equalized Valuation	1,211,327,322	Total	5,216,807.75
		State Equalization Ratio	75.12		

0802
Population 1980 23,473
Population 1990 24,137
S & P Rating
Moody Rating A

General Tax Rate Per \$100. 4.07
State Equalized Tax Rate 2.04

DEPTFORD TOWNSHIP - GLOUCESTER CO.
Form of Government
Council-Manager Plan E (OMCL 50)
Number of Members - 7

PER CAPITA:
Gross Debt 214.08
Net Debt 139.88
Debt Service 37.12
Total Tax Levy 990.23
Municipal Expenditures 483.97
PER CENT:
Gross Debt .56
Net Debt .36
Tax Levy Collected 93.49
Tax Levy Cancelled, Abated or Adjusted .50

EXPENDITURES		REVENUES-REALIZED		1991 PROPERTY TAX	
GENERAL GOVERNMENT				STATE EQUALIZED TAX RATE 1.04	
Governing Body & Public Boards	32,350.00	1991 Property Taxes Collected 22,396,276.46		Local District School Taxes	11,429,048.38
Municipal Clerk	64,886.00	1991 Payments in Lieu of Taxes 27,190.12		Regional & Consolidated School Tax	
Financial Administration	143,804.00	Delinquent Tax & Lien Collections 1,779,554.46		School Taxes in Municipal Budget	
Assessment of Taxes	123,513.00	Business Personalty Replacement Taxes 169,201.24		County Taxes	6,173,227.89
Collection of Taxes	125,330.00	Taxes from Public Utilities 1,427,990.00		County Library Taxes	
Planning, Hausing & Development	81,800.00	Other Miscellaneous Tax Revenues		Local Municipal Purpose Taxes	4,712,077.26
Human Resources	229,730.00	State Aid Revenues 1,334,837.74		Veteran & Senior Citizen Taxes	280,100.00
Elections	13,800.00	Federal Aid Revenues		Total Taxes for Rate Computation	22,594,653.53
General Administration (other)	921,414.00	State and Local Fiscal Assistance Act Utilized		Special District Taxes	1,037,400.00
JUDICIARY		State and Local Fiscal Assistance Act Utilized		Bank Corp. Taxes	
Municipal Courts	163,304.07	Sale of Acquired Property		Added and Omitted Taxes	549,452.03
PUBLIC SAFETY		Other Miscellaneous Revenues 1,767,077.18		Total Taxes Levied - ABSTRACT	23,901,205.56
Fire Protection	5,541.00	Total 28,902,127.20		Total Taxes Billed	23,957,012.12
Police Protection	2,384,337.14	Prior Years Surplus Appropriated 1,108,000.00		1991 TAXES COLLECTED	22,396,276.46
Civil Defense & Disaster Control	7,500.00	REVENUES TOTAL 30,010,127.20		1991 Taxes Cancelled, Abated or Adjusted	120,079.97
Environmental Inspection & Control	187,843.00	Reserve For Uncollected Taxes 1,811,246.15		Transfer to Tax Title Liens or Foreclosed	246,791.75
Other Public Safety		CAPITAL OUTLAY TOTAL 441,659.37		Balance Outstanding Dec. 31, 1991	1,193,863.94
PUBLIC WORKS				PRIOR YEARS TAXES OUTSTANDING	
Streets and Drainage	646,894.00	Public Enterprises		Balance January 1, 1991	1,983,354.26
Sewers and Sewage Processing	420,766.00	Recreation-Culture 1,800.00		Collected in 1991	1,713,887.09
Garbage and Trash Disposal	1,323,000.00	Public Works 408,475.57		Cancelled, Abated or Adjusted 1991	5,642.15
Public Buildings and Grounds	56,595.00	Buildings and Grounds 31,383.80		Transfers to Tax Title Liens or Foreclosed	70,692.06
Other Public Works	219,067.00	Library and Education		Balance December 31, 1991	193,132.96
HEALTH and WELFARE		Conservation		TAX TITLE LIENS OUTSTANDING	
Health Services Except Environmental	89,900.00	All Other		Balance January 1, 1991	828,466.00
Welfare-Public Assistance	84,103.00	CAPITAL DEBT AUTHORIZED, DECEMBER 31, 1991		Transfer From Taxes	426,434.58
Hospital, Clinics, First Aid		ISSUED AND UNISSUED GROSS DEBT NET DEBT		Redeemed in 1991	65,667.37
Animal, Insect, & Rodent Control	16,140.00	School		Cancelled, Abated or Adjusted (1991)	
Other Welfare Services		Self-Liquidating		Transfers to Foreclosed Property	151,297.39
RECREATION and CONSERVATION		Other 5,167,250 3,376,300		Balance December 31, 1991	1,037,935.82
Beaches and Boardwalks		Total 5,167,250 3,376,300		PROPERTY ACQUIRED BY DEED OR FORECLOSURE	
Parks, Playgrounds, Shade Trees	138,349.00	ISSUED AND OUTSTANDING		Balance January 1, 1991	1,456,900.00
Land Reclamation & Conservation	4,500.00	School		Transfers From Taxes or Liens	151,297.39
Other Recreational Services	3,000.00	Self-Liquidating		Sale for Cash (1991)	
EDUCATION (excluding schools)		Other 5,063,750.00		Cancelled, Abated or Adjusted (1991)	60,400.00
Libraries	309,417.00	Total 5,063,750.00		Balance December 31, 1991	1,547,797.39
Other Educational Services		EQUALIZED VALUATION BASIS		CURRENT FINANCES DECEMBER 31, 1991	
STATUTORY EXPENDITURES		FOR NET DEBT COMPUTATION 926,940,191		ASSETS	
Pensions & F. L. C. A.	500,629.00	REAL PROPERTY VALUATIONS		Cash Dec. 31, 1991	6,199,857.74
Employee Fringe Benefits	632,000.00	Code Class # of Parcels % VAL'N ASSESSED VALUATION		Taxes Receivable	1,386,996.90
Other Statutory Expenditures		1 Vacant Land 2283 4.98 27,227,100.00		Tax Title Liens	1,037,935.82
CETA And Other Public Employment Programs		2 Residential 7287 59.81 327,009,500.00		Foreclosed Property	1,547,797.39
MUNICIPAL FUNCTIONS TOTAL 8,934,562.21		3 Farm 256 1.09 5,959,400.00		Emergencies & Other Deferred Charges	49,247.74
CAPITAL IMPROVEMENTS *MEMO*		4a Commercial 304 30.39 166,136,900.00		State and Federal Aid Receivable	
DEBT SERVICE		4b Industrial 5 .43 2,366,400.00		Other Receivables	202,083.13
Principal Payments	647,700.00	4c Apartments 10 3.30 18,018,600.00		Total	10,423,918.72
Interest Payments	248,260.88	Total 10145 546,767,900.00		LIABILITIES, RESERVES, AND SURPLUS	
DEFERRED CHARGES	39,825.00	Land Area 17.58 Sq. Miles		Cash Liabilities	4,240,229.64
SCHOOL, COUNTY, SPECIAL DISTRICT TAXES	18,639,676.27	Net Valuation Taxable-Municipal 549,473,509		Reserves for Receivables	4,174,813.24
RESERVE FOR UNCOLLECTED TAXES	1,811,246.15	Net Valuation Taxable-County 987,738,211		Surplus Dec. 31, 1991	2,008,875.84
EXPENDITURES TOTAL 30,321,270.51		State Equalized Valuation 1,094,058,703		Total	10,423,918.72
		State Equalization Ratio 50.10			

1409

Population 1980 14,681
 Population 1990 15,115
 S & P Rating
 Moody Rating A

General Tax Rate Per \$100. 5.18
 State Equalized Tax Rate 2.32

DOVER TOWN - MORRIS COUNTY
 Form of Government
 Town Council
 Number of Members - 9

PER CAPITA:
 Gross Debt 309.98
 Net Debt 214.51
 Debt Service 45.34
 Total Tax Levy 1,115.51
 Municipal Expenditures 636.97

PER CENT:
 Gross Debt .67
 Net Debt .46
 Tax Levy Collected 95.81
 Tax Levy Cancelled, Abated or Adjusted 1.23

EXPENDITURES		REVENUES-REALIZED		1991 PROPERTY TAX	
GENERAL GOVERNMENT				STATE EQUALIZED TAX RATE	
Governing Body & Public Boards	66,685.00	1991 Property Taxes Collected	16,159,875.46	Local District School Taxes 1.19	8,630,009.00
Municipal Clerk		1991 Payments in Lieu of Taxes	128,333.60	Regional & Consolidated School Tax	
Financial Administration	173,638.00	Delinquent Tax & Lien Collections	370,473.25	School Taxes in Municipal Budget	
Assessment of Taxes	59,484.00	Business Personalty Replacement Taxes	299,009.32	County Taxes .27	1,992,465.00
Collection of Taxes	60,551.00	Taxes from Public Utilities	542,990.00	County Library Taxes	
Planning, Housing & Development	46,734.00	Other Miscellaneous Tax Revenues		Local Municipal Purpose Taxes .86	6,210,105.00
Human Resources	191,140.00	State Aid Revenues	799,861.46	Veteran & Senior Citizen Taxes	85,850.00
Elections	7,000.00	Federal Aid Revenues	4,670.47	Total Taxes for Rate Computation 2.32	16,918,429.00
General Administration (other)	671,973.00	State and Local Fiscal Assistance Act Utilized		Special District Taxes	
JUDICIARY		Sale of Acquired Property		Bank Corp. Taxes	
Municipal Courts	165,673.00	Other Miscellaneous Revenues	877,397.43	Added and Omitted Taxes	28,394.70
PUBLIC SAFETY		Total	19,182,610.99	Total Taxes Levied - ABSTRACT	16,860,973.70
Fire Protection	251,776.00	Prior Years Surplus Appropriated	625,000.00	Total Taxes Billed	16,866,005.94
Police Protection	1,477,060.51	REVENUES TOTAL	19,807,610.99	1991 TAXES COLLECTED	16,159,875.46
Civil Defense & Disaster Control	2,493.00	Reserve For Uncollected Taxes	721,059.57	1991 Taxes Cancelled, Abated or Adjusted	207,918.23
Environmental Inspection & Control	102,599.00	CAPITAL OUTLAY TOTAL	784,364.26	Transfer to Tax Title Liens or Foreclosed	19,020.96
Other Public Safety				Balance Outstanding Dec. 31, 1991	479,191.29
PUBLIC WORKS				PRIOR YEARS TAXES OUTSTANDING	
Streets and Drainage	641,970.00	Public Enterprises	345,171.20	Balance January 1, 1991	314,041.21
Sewers and Sewage Processing		Recreation-Culture		Collected in 1991	299,300.15
Garbage and Trash Disposal	1,276,075.00	Public Works	226,970.59	Cancelled, Abated or Adjusted 1991	
Public Buildings and Grounds	63,817.00	Buildings and Grounds	212,222.47	Transfers to Tax Title Liens or Foreclosed	14,741.06
Other Public Works		Library and Education		Balance December 31, 1991	
HEALTH and WELFARE		Conservation		TAX TITLE LIENS OUTSTANDING	
Health Services Except Environmental	207,538.00	All Other		Balance January 1, 1991	80,929.37
Welfare-Public Assistance	1,235,973.00	CAPITAL DEBT AUTHORIZED, DECEMBER 31, 1991		Transfer From Taxes	36,079.55
Hospital, Clinics, First Aid		ISSUED AND UNISSUED		Redeemed in 1991	71,173.10
Animal, Insect, & Rodent Control	17,924.00	School	70,000	Cancelled, Abated or Adjusted (1991)	
Other Welfare Services		Self-Liquidating	1,373,000	Transfers to Foreclosed Property	
RECREATION and CONSERVATION		Other	3,242,400	Balance December 31, 1991	45,835.82
Beaches and Boardwalks		Total	4,685,400	PROPERTY ACQUIRED BY DEED OR FORECLOSURE	
Parks, Playgrounds, Shade Trees	116,657.00	ISSUED AND OUTSTANDING		Balance January 1, 1991	159,000.00
Land Reclamation & Conservation	55,000.00	School	70,000.00	Transfers From Taxes or Liens	
Other Recreational Services	10,745.00	Self-Liquidating	1,373,000.00	Sale for Cash (1991)	
EDUCATION (excluding schools)		Other	3,101,000.00	Cancelled, Abated or Adjusted (1991)	
Libraries	241,523.36	Total	4,544,000.00	Balance December 31, 1991	159,000.00
Other Educational Services		EQUALIZED VALUATION BASIS		CURRENT FINANCES DECEMBER 31, 1991	
STATUTORY EXPENDITURES		FOR NET DEBT COMPUTATION	704,388,666	ASSETS	
Pensions & F. I. C. A.	486,325.00	REAL PROPERTY VALUATIONS		Cash Dec. 31, 1991	1,801,638.44
Employee Fringe Benefits	557,801.00	Code Class # of Parcels % VAL'N		Taxes Receivable	479,191.29
Other Statutory Expenditures		1 Vacant Land 248 1.15	3,687,000.00	Tax Title Liens	45,835.82
CETA And Other Public Employment Programs		2 Residential 3350 67.46	215,647,214.00	Foreclosed Property	159,000.00
MUNICIPAL FUNCTIONS TOTAL	8,186,234.97	3 Farm		Emergencies & Other Deferred Charges	
CAPITAL IMPROVEMENTS *MEMO*	30,000.00	4a Commercial 357 15.88	50,771,850.00	State and Federal Aid Receivable	193,439.13
DEBT SERVICE		4b Industrial 44 10.95	35,002,900.00	Other Receivables	824,242.58
Principal Payments	450,000.00	4c Apartments 46 4.56	14,575,300.00	Total	3,503,347.26
Interest Payments	235,262.00	Total	319,684,764.00	LIABILITIES, RESERVES, AND SURPLUS	
DEFERRED CHARGES	5,089.07	Land Area 2.51 Sq. Miles		Cash Liabilities	1,241,381.59
SCHOOL COUNTY, SPECIAL DISTRICT TAXES	10,622,474.00	Net Valuation Taxable-Municipal	325,050,410	Reserves for Receivables	1,508,269.69
RESERVE FOR UNCOLLECTED TAXES	721,059.57	Net Valuation Taxable-County	744,851,898	Surplus Dec. 31, 1991	753,695.98
EXPENDITURES TOTAL	20,220,049.61	State Equalized Valuation	718,560,776	Total	3,503,347.26
		State Equalization Ratio	44.83		

1507

Population 1980 64,455
 Population 1990 76,371
 S & P Rating
 Moody Rating AAA

General Tax Rate Per \$100.

State Equalized Tax Rate

3.41

1.68

DOVER TOWNSHIP - OCEAN COUNTY
 Form of Government
 Township Committee
 Number of Members - 5

PER CAPITA:

Gross Debt 602.21
 Net Debt 420.02
 Debt Service 58.67
 Total Tax Levy 1,346.39
 Municipal Expenditures 559.74

PER CENT:

Gross Debt .78
 Net Debt .55
 Tax Levy Collected 93.99
 Tax Levy Cancelled, Abated or Adjusted .49

EXPENDITURES		REVENUES-REALIZED		1991 PROPERTY TAX	
GENERAL GOVERNMENT				STATE EQUALIZED TAX RATE	
Governing Body & Public Boards	5,000.00	1991 Property Taxes Collected		Local District School Taxes	
Municipal Clerk	15,700.00	1991 Payments in Lieu of Taxes		Regional & Consolidated School Tax 1.02	
Financial Administration	277,500.00	Delinquent Tax & Lien Collections		School Taxes in Municipal Budget	
Assessment of Taxes	290,725.00	Business Personalty Replacement Taxes		County Taxes .39 *	
Collection of Taxes	301,225.00	Taxes from Public Utilities		County Library Taxes .03	
Planning, Housing & Development	487,749.00	Other Miscellaneous Tax Revenues		Local Municipal Purpose Taxes .25	
Human Resources	634,289.71	State Aid Revenues		Veteran & Senior Citizen Taxes	
Elections		Federal Aid Revenues		Total Taxes for Rate Computation 1.69	
General Administration (other)	4,682,750.34	State and Local Fiscal Assistance Act Utilized		Special District Taxes	
JUDICIARY		Sale of Acquired Property		Bank Corp. Taxes	
Municipal Courts	412,550.00	Other Miscellaneous Revenues		Added and Omitted Taxes	
PUBLIC SAFETY		Total		Total Taxes Levied - ABSTRACT	
Fire Protection		Prior Years Surplus Appropriated		Total Taxes Billed	
Police Protection	8,217,018.50	REVENUES TOTAL		1991 TAXES COLLECTED	
Civil Defense & Disaster Control	10,000.00	Reserve For Uncollected Taxes		1991 Taxes Cancelled, Abated or Adjusted	
Environmental Inspection & Control	366,625.00	CAPITAL OUTLAY TOTAL		Transfer to Tax Title Liens or Foreclosed	
Other Public Safety	27,400.00			Balance Outstanding Dec. 31, 1991	
PUBLIC WORKS		Public Enterprises		PRIOR YEARS TAXES OUTSTANDING	
Streets and Drainage	3,633,128.00	Recreation-Culture		Balance January 1, 1991	
Sewers and Sewage Processing	129,550.00	Public Works		Collected in 1991	
Garbage and Trash Disposal	4,282,530.00	Buildings and Grounds		Cancelled, Abated or Adjusted 1991	
Public Buildings and Grounds	433,650.00	Library and Education		Transfers to Tax Title Liens or Foreclosed	
Other Public Works	272,000.00	Conservation		Balance December 31, 1991	
HEALTH and WELFARE		All Other		TAX TITLE LIENS OUTSTANDING	
Health Services Except Environmental	157,850.00	CAPITAL DEBT AUTHORIZED, DECEMBER 31, 1991		Balance January 1, 1991	
Welfare-Public Assistance	63,301.00	ISSUED AND UNISSUED GROSS DEBT		Transfer From Taxes	
Hospital, Clinics, First Aid		School 12,700,395		Redeemed in 1991	
Animal, Insect, & Rodent Control		Self-Liquidating 1,131,750		Cancelled, Abated or Adjusted (1991)	
Other Welfare Services		Other 32,158,462		Transfers to Foreclosed Property	
RECREATION and CONSERVATION		Total 45,991,107		Balance December 31, 1991	
Beaches and Boardwalks	293,000.00	ISSUED AND OUTSTANDING		PROPERTY ACQUIRED BY DEED OR	
Parks, Playgrounds, Shade Trees	540,025.00	School 12,700,895.52		FORECLOSURE	
Land Reclamation & Conservation	1,119,765.00	Self-Liquidating 724,000.00		Balance January 1, 1991	
Other Recreational Services	481,540.00	Other 28,129,000.00		Transfers From Taxes or Liens	
EDUCATION (excluding schools)		Total 41,553,895.52		Sale for Cash (1991)	
Libraries		EQUALIZED VALUATION BASIS		Cancelled, Abated or Adjusted (1991)	
Other Educational Services		FOR NET DEBT COMPUTATION		Balance December 31, 1991	
STATUTORY EXPENDITURES		REAL PROPERTY VALUATIONS		CURRENT FINANCES DECEMBER 31, 1991	
Pensions & F. L. C. A.	2,737,663.52	Code Class # of Parcels % VAL'N		ASSETS	
Employee Fringe Benefits	2,237,600.00	1 Vacant Land 5121 4.05		Cash Dec. 31, 1991	
Other Statutory Expenditures		2 Residential 31737 78.55		Taxes Receivable	
CETA And Other Public Employment Programs		3 Farm 77 .14		Tax Title Liens	
MUNICIPAL FUNCTIONS TOTAL	32,110,135.07	4a Commercial 1016 13.85		Foreclosed Property	
CAPITAL IMPROVEMENTS *MEMO*	170,000.00	4b Industrial 167 2.11		Emergencies & Other Deferred Charges	
DEBT SERVICE		4c Apartments 29 1.29		State and Federal Aid Receivable	
Principal Payments	2,675,000.00	Total 38147		Other Receivables	
Interest Payments	1,805,414.15	Land Area 41.62 Sq. Miles		Total	
DEFERRED CHARGES	48,822.57	Net Valuation Taxable-Municipal		LIABILITIES, RESERVES, AND SURPLUS	
SCHOOL, COUNTY, SPECIAL DISTRICT TAXES	87,521,629.12	Net Valuation Taxable-County		Cash Liabilities	
RESERVE FOR UNCOLLECTED TAXES	6,108,433.50	State Equalized Valuation		Reserves for Receivables	
EXPENDITURES TOTAL	130,269,484.41	State Equalization Ratio		Surplus Dec. 31, 1991	
				Total	

0604
Population 1980 1,803
Population 1990 1,702
S & P Rating
Moody Rating

General Tax Rate Per \$100. 1.59
State Equalized Tax Rate 1.87

DOWNE TOWNSHIP - CUMBERLAND CO.
Form of Government
Township Committee
Number of Members - 3

PER CAPITA:
Gross Debt 2.35
Net Debt 2.35
Debt Service 9.79
Total Tax Levy 752.78
Municipal Expenditures 443.05

PER CENT:
Gross Debt .01
Net Debt .01
Tax Levy Collected 86.67
Tax Levy Cancelled, Abated or Adjusted 1.38

EXPENDITURES		REVENUES-REALIZED		1991 PROPERTY TAX	
GENERAL GOVERNMENT				STATE EQUALIZED TAX RATE	
Governing Body & Public Boards		1991 Property Taxes Collected	1,117,817.33	Local District School Taxes .90	569,026.00
Municipal Clerk		1991 Payments in Lieu of Taxes	11,900.60	Regional & Consolidated School Tax	
Financial Administration	31,100.00	Delinquent Tax & Lien Collections	158,511.45	School Taxes in Municipal Budget	
Assessment of Taxes	17,750.00	Business Personalty Replacement Taxes	33,869.96	Caunty Taxes .95 *	606,126.31
Collection of Taxes	22,150.00	Taxes from Public Utilities	170,480.00	Caunty Library Taxes	
Planning, Hausing & Development	7,920.00	Other Miscellaneous Tax Revenues		Local Municipal Purpose Taxes .02	10,424.76
Human Resources		State Aid Revenues	122,761.00	Veteran & Senior Citizen Taxes	39,500.00
Elections	2,400.00	Federal Aid Revenues		Total Taxes for Rate Computation 1.87	1,225,077.07
General Administration (ather)	132,650.00	State and Local Fiscal Assistance Act Utilized		Special District Taxes	93,680.00
JUDICIARY		Sale of Acquired Property		Bank Corp. Taxes	
Municipal Courts	20,502.15	Other Miscellaneous Revenues	111,819.27	Added and Omitted Taxes	1,978.31
PUBLIC SAFETY		Total	1,727,159.61	Total Taxes Levied - ABSTRACT	1,281,235.38
Fire Protection	200.00	Prior Years Surplus Appropriated	206,850.00	Total Taxes Billed	1,289,746.89
Police Protection	3,000.00	REVENUES TOTAL	1,934,009.61	1991 TAXES COLLECTED	1,117,817.33
Civil Defense & Disaster Control	2,500.00	Reserve For Uncollected Taxes	177,635.72	1991 Taxes Cancelled, Abated or Adjusted	17,800.37
Environmental Inspection & Control	4,700.00	CAPITAL OUTLAY TOTAL	20,000.00	Transfer to Tax Title Liens or Foreclosed	13,779.04
Other Public Safety				Balance Outstanding Dec. 31, 1991	140,350.15
PUBLIC WORKS				PRIOR YEARS TAXES OUTSTANDING	
Streets and Drainage	157,600.00	Public Enterprises		Balance January 1, 1991	163,306.75
Sewers and Sewage Processing	10,000.00	Recreation—Culture		Collected in 1991	149,869.60
Garbage and Trash Disposal	73,400.00	Public Works		Cancelled, Abated or Adjusted 1991	2,756.23
Public Buildings and Grounds	13,950.00	Buildings and Grounds	20,000.00	Transfers to Tax Title Liens or Foreclosed	10,044.37
Other Public Works		Library and Education		Balance December 31, 1991	636.55
HEALTH and WELFARE		Conservation		TAX TITLE LIENS OUTSTANDING	
Health Services Except Environmental	150.00	All Other		Balance January 1, 1991	48,390.85
Welfare—Public Assistance	5,800.00	CAPITAL DEBT AUTHORIZED, DECEMBER 31, 1991		Transfer From Taxes	25,609.21
Hospital, Clinics, First Aid		ISSUED AND UNISSUED		Redeemed in 1991	8,641.85
Animal, Insect, & Rodent Control	6,000.00	School		Cancelled, Abated or Adjusted (1991)	600.00
Other Welfare Services		Self-Liquidating		Transfers to Foreclosed Property	
RECREATION and CONSERVATION		Other	4,000	Balance December 31, 1991	64,758.21
Beaches and Boardwalks		Total	4,000	PROPERTY ACQUIRED BY DEED OR	
Parks, Playgrounds, Shade Trees				FORECLOSURE	
Land Reclamation & Conservation		ISSUED AND OUTSTANDING		Balance January 1, 1991	48,500.00
Other Recreational Services		School		Transfers From Taxes or Liens	
EDUCATION (excluding schools)		Self-Liquidating		Sale for Cash (1991)	
Libraries		Other	4,000.00	Cancelled, Abated or Adjusted (1991)	
Other Educational Services		Total	4,000.00	Balance December 31, 1991	48,500.00
STATUTORY EXPENDITURES		EQUALIZED VALUATION BASIS		CURRENT FINANCES DECEMBER 31, 1991	
Pensions & F. I. C. A.	21,000.00	FOR NET DEBT COMPUTATION	58,808.441	ASSETS	
Employee Fringe Benefits	12,000.00	REAL PROPERTY VALUATIONS		Cash Dec. 31, 1991	587,031.36
Other Statutory Expenditures		Code Class # of Parcels % VAL'N ASSESSED VALUATION		Taxes Receivable	140,986.70
CETA And Other Public Employment Programs		1 Vacant Land 902 14.49 10,717,100.00		Tax Title Liens	64,758.21
MUNICIPAL FUNCTIONS TOTAL	549,772.15	2 Residential 914 70.31 51,988,400.00		Foreclosed Property	48,500.00
CAPITAL IMPROVEMENTS *MEMO*		3 Farm 103 5.56 4,112,000.00		Emergencies & Other Deferred Charges	35,440.03
DEBT SERVICE		4a Commercial 44 9.13 6,749,000.00		State and Federal Aid Receivable	312.74
Principal Payments	15,400.00	4b Industrial 4 .18 130,400.00		Other Receivables	133,136.50
Interest Payments	1,263.01	4c Apartments 2 .33 246,800.00		Total	1,010,165.54
		Total 1969 73,943,700.00		LIABILITIES, RESERVES, AND SURPLUS	
DEFERRED CHARGES	10,000.00	Land Area 54.35 Sq. Miles		Cash Liabilities	286,798.59
SCHOOL, COUNTY, SPECIAL DISTRICT TAXES	1,268,832.31	Net Valuation Taxable-Municipal	74,794,037	Reserves for Receivables	387,381.41
RESERVE FOR UNCOLLECTED TAXES	177,635.72	Net Valuation Taxable-County	63,059,984	Surplus Dec. 31, 1991	335,995.54
EXPENDITURES TOTAL	2,022,903.19	State Equalized Valuation	63,684,888	Total	1,010,165.54
		State Equalization Ratio	117.68		

0210
 Population 1980 18,334
 Population 1990 17,187
 S & P Rating
 Moody Rating A

General Tax Rate Per \$100.
 2.03
 State Equalized Tax Rate
 2.29

DUMONT BOROUGH - BERGEN COUNTY
 Form of Government
 Borough Council
 Number of Members - 6

PER CAPITA:
 Gross Debt 244.16
 Net Debt 240.79
 Debt Service 48.16
 Total Tax Levy 1,293.42
 Municipal Expenditures 600.41
 PER CENT:
 Gross Debt .42
 Net Debt .41
 Tax Levy Collected 98.52
 Tax Levy Cancelled, Abated or Adjusted .14

EXPENDITURES		REVENUES-REALIZED		1991 PROPERTY TAX	
GENERAL GOVERNMENT				STATE EQUALIZED TAX RATE 1.46	
Governing Body & Public Boards		1991 Property Taxes Collected	21,928,602.66	Local District School Taxes	14,255,733.00
Municipal Clerk		1991 Payments in Lieu of Taxes		Regional & Consolidated School Tax	
Financial Administration	40,501.00	Delinquent Tax & Lien Collections	360,882.91	School Taxes in Municipal Budget	
Assessment of Taxes	55,500.00	Business Personalty Replacement Taxes	68,051.16	County Taxes	2,415,363.88
Collection of Taxes	79,910.00	Taxes from Public Utilities	861,940.00	County Library Taxes	
Planning, Housing & Development	19,340.00	Other Miscellaneous Tax Revenues		Local Municipal Purpose Taxes	5,550,012.97
Human Resources	150,704.00	State Aid Revenues	2,519,087.75	Veteran & Senior Citizen Taxes	163,500.00
Elections	4,800.00	Federal Aid Revenues		Total Taxes for Rate Computation	22,384,609.85
General Administration (other)	580,396.12	State and Local Fiscal Assistance Act Utilized		Special District Taxes	
JUDICIARY		Sale of Acquired Property		Bank Corp. Taxes	
Municipal Courts	59,375.00	Other Miscellaneous Revenues	529,814.73	Added and Omitted Taxes	8,875.28
PUBLIC SAFETY		Total	26,268,379.21	Total Taxes Levied - ABSTRACT	22,229,985.13
Fire Protection	221,813.88	Prior Years Surplus Appropriated	447,000.00	Total Taxes Billed	22,257,115.77
Police Protection	1,895,307.39	REVENUES TOTAL	26,715,379.21	1991 TAXES COLLECTED	21,928,602.66
Civil Defense & Disaster Control		Reserve For Uncollected Taxes	509,889.00	1991 Taxes Cancelled, Abated or Adjusted	30,902.69
Environmental Inspection & Control	47,327.00	CAPITAL OUTLAY TOTAL	969,262.23	Transfer to Tax Title Liens or Foreclosed	
Other Public Safety				Balance Outstanding Dec. 31, 1991	297,610.42
PUBLIC WORKS				PRIOR YEARS TAXES OUTSTANDING	
Streets and Drainage	1,045,694.48	Public Enterprises		Balance January 1, 1991	363,482.42
Sewers and Sewage Processing	1,212,388.52	Recreation-Culture	110,711.50	Collected in 1991	360,882.91
Garbage and Trash Disposal	1,585,000.00	Public Works	373,184.77	Cancelled, Abated or Adjusted 1991	
Public Buildings and Grounds	56,268.00	Buildings and Grounds	485,365.96	Transfers to Tax Title Liens or Foreclosed	
Other Public Works	42,500.00	Library and Education		Balance December 31, 1991	2,599.51
HEALTH and WELFARE		Conservation		TAX TITLE LIENS OUTSTANDING	
Health Services Except Environmental	73,201.00	All Other		Balance January 1, 1991	
Welfare-Public Assistance	11,740.00	CAPITAL DEBT AUTHORIZED, DECEMBER 31, 1991		Transfer From Taxes	
Hospital, Clinics, First Aid		ISSUED AND UNISSUED		Redeemed in 1991	
Animal, Insect, & Rodent Control		School		Cancelled, Abated or Adjusted (1991)	
Other Welfare Services		Self-Liquidating		Transfers to Foreclosed Property	
RECREATION and CONSERVATION		Other	4,196,336	Balance December 31, 1991	
Beaches and Boardwalks		Total	4,196,336	PROPERTY ACQUIRED BY DEED OR FORECLOSURE	
Parks, Playgrounds, Shade Trees				Balance January 1, 1991	79,526.00
Land Reclamation & Conservation	84,226.36	ISSUED AND OUTSTANDING		Transfers From Taxes or Liens	
Other Recreational Services	48,449.47	School		Sale for Cash (1991)	
EDUCATION (excluding schools)		Self-Liquidating		Cancelled, Abated or Adjusted (1991)	
Libraries	342,695.00	Other	3,901,500.00	Balance December 31, 1991	79,526.00
Other Educational Services		Total	3,901,500.00	CURRENT FINANCES DECEMBER 31, 1991	
STATUTORY EXPENDITURES		EQUALIZED VALUATION BASIS		ASSETS	
Pensions & F. L. C. A.	475,550.08	FOR NET DEBT COMPUTATION	998,871,076	Cash Dec. 31, 1991	1,126,034.40
Employee Fringe Benefits	473,699.53	REAL PROPERTY VALUATIONS		Taxes Receivable	300,209.93
Other Statutory Expenditures		Code Class # of Parcels % VAL'N		Tax Title Liens	
CETA And Other Public Employment Programs		1 Vacant Land 30 .17	1,801,900.00	Foreclosed Property	79,526.00
MUNICIPAL FUNCTIONS TOTAL	8,606,386.83	2 Residential 4921 90.40	982,628,500.00	Emergencies & Other Deferred Charges	225,000.00
CAPITAL IMPROVEMENTS *MEMO*	30,000.00	3 Farm 1	11,700.00	State and Federal Aid Receivable	9,627.73
DEBT SERVICE		4a Commercial 139 6.15	66,860,100.00	Other Receivables	8,331.81
Principal Payments	573,250.00	4b Industrial 11 .52	5,670,800.00	Total	1,748,729.87
Interest Payments	254,451.59	4c Apartments 24 2.76	29,963,600.00	LIABILITIES, RESERVES, AND SURPLUS	
		Total 5125	1,086,936,600.00	Cash Liabilities	725,822.38
DEFERRED CHARGES	375,216.25	Land Area 1.30 Sq. Miles		Reserves for Receivables	388,067.74
SCHOOL, COUNTY, SPECIAL DISTRICT TAXES	16,671,096.88	Net Valuation Taxable-Municipal	1,095,972,438	Surplus Dec. 31, 1991	634,839.75
RESERVE FOR UNCOLLECTED TAXES	509,889.00	Net Valuation Taxable-County	1,033,208,288	Total	1,748,729.87
EXPENDITURES TOTAL	26,990,290.55	State Equalized Valuation	974,429,390		
		State Equalization Ratio	112.59		

1203
Population 1980 6,593
Population 1990 6,528
S & P Rating
Moody Rating AAA

General Tax Rate Per \$100. 5.03
State Equalized Tax Rate 2.36

DUNELLEN BOROUGH - MIDDLESEX CO.
Form of Government
Borough Council
Number of Members - 6

PER CAPITA:
Gross Debt 211.85
Net Debt 211.85
Debt Service 20.95
Total Tax Levy 1,133.73
Municipal Expenditures 517.28
PER CENT:
Gross Debt .44
Net Debt .44
Tax Levy Collected 95.96
Tax Levy Cancelled, Abated or Adjusted .03

EXPENDITURES		REVENUES-REALIZED		1991 PROPERTY TAX	
GENERAL GOVERNMENT				STATE EQUALIZED TAX RATE	
Governing Body & Public Boards		1991 Property Taxes Collected		Local District School Taxes	1.43 4,482,491.00
Municipal Clerk		1991 Payments in Lieu of Taxes		Regional & Consolidated School Tax	
Financial Administration	34,818.00	Delinquent Tax & Lien Collections		School Taxes in Municipal Budget	
Assessment of Taxes	10,613.00	Business Personality Replacement Taxes		County Taxes	.44 1,371,605.97
Collection of Taxes	43,634.00	Taxes from Public Utilities		County Library Taxes	
Planning, Housing & Development	13,170.00	Other Miscellaneous Tax Revenues		Local Municipal Purpose Taxes	.49 1,544,229.00
Human Resources	57,953.00	State Aid Revenues		Veteran & Senior Citizen Taxes	66,900.00
Elections	3,050.00	Federal Aid Revenues		Total Taxes for Rate Computation	2.36 7,465,225.97
General Administration (other)	361,851.00	State and Local Fiscal Assistance Act Utilized		Special District Taxes	
JUDICIARY		Sale of Acquired Property		Bank Corp. Taxes	
Municipal Courts	61,999.00	Other Miscellaneous Revenues		Added and Omitted Taxes	2,633.00
PUBLIC SAFETY		Total		Total Taxes Levied - ABSTRACT	7,400,958.97
Fire Protection	93,674.00	Prior Years Surplus Appropriated		Total Taxes Billed	7,403,443.00
Police Protection	837,258.00	REVENUES TOTAL		1991 TAXES COLLECTED	7,104,465.00
Civil Defense & Disaster Control	750.00	Reserve For Uncollected Taxes		1991 Taxes Cancelled, Abated or Adjusted	2,268.00
Environmental Inspection & Control	28,144.00	CAPITAL OUTLAY TOTAL		Transfer to Tax Title Liens or Foreclosed	16,941.00
Other Public Safety				Balance Outstanding Dec. 31, 1991	279,769.00
PUBLIC WORKS				PRIOR YEARS TAXES OUTSTANDING	
Streets and Drainage	380,140.00	Public Enterprises		Balance January 1, 1991	251,409.00
Sewers and Sewage Processing	247,098.00	Recreation-Culture		Collected in 1991	238,658.00
Garbage and Trash Disposal	38,000.00	Public Works		Cancelled, Abated or Adjusted 1991	
Public Buildings and Grounds	39,685.00	Buildings and Grounds		Transfers to Tax Title Liens or Foreclosed	9,605.00
Other Public Works		Library and Education		Balance December 31, 1991	3,146.00
HEALTH and WELFARE		Conservation		TAX TITLE LIENS OUTSTANDING	
Health Services Except Environmental	8,410.00	All Other		Balance January 1, 1991	34,867.00
Welfare-Public Assistance	26,200.00	CAPITAL DEBT AUTHORIZED, DECEMBER 31, 1991		Transfer From Taxes	27,718.00
Hospital, Clinics, First Aid		ISSUED AND UNISSUED GROSS DEBT NET DEBT		Redeemed in 1991	
Animal, Insect, & Rodent Control		School		Cancelled, Abated or Adjusted (1991)	
Other Welfare Services		Self-Liquidating		Transfers to Foreclosed Property	
RECREATION and CONSERVATION		Other		Balance December 31, 1991	62,585.00
Beaches and Boardwalks		Total		PROPERTY ACQUIRED BY DEED OR FORECLOSURE	
Parks, Playgrounds, Shade Trees	9,000.00	ISSUED AND OUTSTANDING		Balance January 1, 1991	
Land Reclamation & Conservation	15,482.00	School		Transfers From Taxes or Liens	
Other Recreational Services	42,325.00	Self-Liquidating		Sale for Cash (1991)	
EDUCATION (excluding schools)		Other		Cancelled, Abated or Adjusted (1991)	
Libraries	107,036.00	Total		Balance December 31, 1991	
Other Educational Services		EQUIALIZED VALUATION BASIS		CURRENT FINANCES DECEMBER 31, 1991	
STATUTORY EXPENDITURES		FOR NET DEBT COMPUTATION		ASSETS	
Pensions & F. I. C. A.	174,066.00	REAL PROPERTY VALUATIONS		Cash Dec. 31, 1991	770,254.00
Employee Fringe Benefits	164,216.00	Code Class # of Parcels % VAL'N ASSESSED VALUATION		Taxes Receivable	282,915.00
Other Statutory Expenditures		1 Vacant Land 59 .70 1,011,500.00		Tax Title Liens	62,585.00
CETA And Other Public Employment Programs		2 Residential 18.51 82.54 118,718,000.00		Foreclosed Property	
MUNICIPAL FUNCTIONS TOTAL	2,798,572.00	3 Farm		Emergencies & Other Deferred Charges	165,294.00
CAPITAL IMPROVEMENTS *MEMO*	10,000.00	4a Commercial 105 11.21 16,120,000.00		State and Federal Aid Receivable	115,321.00
DEBT SERVICE		4b Industrial 6 4.43 6,368,700.00		Other Receivables	21,734.00
Principal Payments	75,300.00	4c Apartments 6 1.12 1,613,100.00		Total	1,418,103.00
Interest Payments	61,468.00	Total 2027 143,831,300.00		LIABILITIES, RESERVES, AND SURPLUS	
DEFERRED CHARGES	174,483.00	Land Area 1.04 Sq. Miles		Cash Liabilities	987,009.00
SCHOOL, COUNTY, SPECIAL DISTRICT TAXES	5,854,096.97	Net Valuation Taxable-Municipal		Reserves for Receivables	367,234.00
RESERVE FOR UNCOLLECTED TAXES	267,000.00	Net Valuation Taxable-County		Surplus Dec. 31, 1991	63,860.00
EXPENDITURES TOTAL	9,230,919.97	State Equalized Valuation		Total	1,418,103.00
		State Equalization Ratio			
		46.98			

1508

Population 1980 1,009
 Population 1990 1,476
 S & P Rating
 Moody Rating

General Tax Rate Per \$100.

2.29

State Equalized Tax Rate

2.18

EAGLESWOOD TOWNSHIP - OCEAN CO.
 Form of Government
 Township Committee
 Number of Members - 3

PER CAPITA:

Gross Debt 1,490.93
 Net Debt 542.11
 Debt Service
 Total Tax Levy 1,455.69
 Municipal Expenditures 910.90

PER CENT:

Gross Debt 2.02
 Net Debt .74
 Tax Levy Collected 79.63
 Tax Levy Cancelled, Abated or Adjusted 1.17

EXPENDITURES		REVENUES-REALIZED		1991 PROPERTY TAX	
GENERAL GOVERNMENT				STATE EQUALIZED TAX RATE	
Governing Body & Public Boards				Local District School Taxes	669,292.00
Municipal Clerk	13,500.00	1991 Property Taxes Collected		Regional & Consolidated School Tax	794,540.57
Financial Administration	29,060.00	1991 Payments in Lieu of Taxes		School Taxes in Municipal Budget	
Assessment of Taxes	14,569.50	Delinquent Tax & Lien Collections		County Taxes	403,956.68 *
Collection of Taxes	31,330.00	Business Personality Replacement Taxes		County Library Taxes	32,104.72
Planning, Housing & Development	16,000.00	Taxes from Public Utilities		Local Municipal Purpose Taxes	258,814.20
Human Resources	24,975.01	Other Miscellaneous Tax Revenues		Veteran & Senior Citizen Taxes	19,750.00
Elections		State Aid Revenues		Total Taxes for Rate Computation	2,148,458.17
General Administration (other)	112,705.00	Federal Aid Revenues		Special District Taxes	
JUDICIARY		State and Local Fiscal Assistance Act Utilized		Bank Corp. Taxes	
Municipal Courts	34,785.00	Sale of Acquired Property		Added and Omitted Taxes	19,894.21
PUBLIC SAFETY		Other Miscellaneous Revenues		Total Taxes Levied - ABSTRACT	2,148,602.38
Fire Protection	24,500.00	Total		Total Taxes Billed	2,148,619.43
Police Protection	7,500.00	Prior Years Surplus Appropriated		1991 TAXES COLLECTED	1,710,841.34
Civil Defense & Disaster Control	1,100.00	REVENUES TOTAL		1991 Taxes Cancelled, Abated or Adjusted	25,191.13
Environmental Inspection & Control	7,215.00	Reserve For Uncollected Taxes		Transfer to Tax Title Liens or Foreclosed	87,161.12
Other Public Safety		CAPITAL OUTLAY TOTAL		Balance Outstanding Dec. 31, 1991	325,425.84
PUBLIC WORKS				PRIOR YEARS TAXES OUTSTANDING	
Streets and Drainage	146,835.00	Public Enterprises		Balance January 1, 1991	391,678.89
Sewers and Sewage Processing		Recreation-Culture		Collected in 1991	328,809.40
Garbage and Trash Disposal	148,450.00	Public Works		Cancelled, Abated or Adjusted 1991	3,070.22
Public Buildings and Grounds	18,522.58	Buildings and Grounds		Transfers to Tax Title Liens or Foreclosed	57,923.09
Other Public Works		Library and Education		Balance December 31, 1991	1,876.18
HEALTH and WELFARE		Conservation		TAX TITLE LIENS OUTSTANDING	
Health Services Except Environmental		All Other		Balance January 1, 1991	148,051.60
Welfare-Public Assistance	2,450.00	CAPITAL DEBT AUTHORIZED, DECEMBER 31, 1991		Transfer From Taxes	153,160.82
Hospital, Clinics, First Aid	500.00	ISSUED AND UNISSUED GROSS DEBT NET DEBT		Redeemed in 1991	32,661.01
Animal, Insect, & Rodent Control	3,500.00	School 1,268,211		Cancelled, Abated or Adjusted (1991)	30,191.29
Other Welfare Services		Self-Liquidating 408,879		Transfers to Foreclosed Property	
RECREATION and CONSERVATION		Other 523,530		Balance December 31, 1991	238,360.12
Beaches and Boardwalks		Total 2,200,620		PROPERTY ACQUIRED BY DEED OR FORECLOSURE	
Parks, Playgrounds, Shade Trees		ISSUED AND OUTSTANDING		Balance January 1, 1991	1,179,024.00
Land Reclamation & Conservation	18,910.00	School 1,268,211.82		Transfers From Taxes or Liens	
Other Recreational Services	6,350.00	Self-Liquidating 389,879.57		Sale for Cash (1991)	
EDUCATION (excluding schools)		Other		Cancelled, Abated or Adjusted (1991)	
Libraries		Total 1,658,091.39		Balance December 31, 1991	1,179,024.00
Other Educational Services		EQUALIZED VALUATION BASIS		CURRENT FINANCES DECEMBER 31, 1991	
STATUTORY EXPENDITURES		FOR NET DEBT COMPUTATION 108,771,839		ASSETS	
Pensions & F. L. C. A.	16,000.00	REAL PROPERTY VALUATIONS		Cash Dec. 31, 1991	488,142.03
Employee Fringe Benefits	86,600.00	Code Class # of Parcels % VAL'N ASSESSED VALUATION		Taxes Receivable	327,302.02
Other Statutory Expenditures	1,000.00	1 Vacant Land 540 25.52 23,704,500.00		Tax Title Liens	238,360.12
CETA And Other Public Employment Programs		2 Residential 575 58.15 53,801,500.00		Foreclosed Property	1,179,024.00
MUNICIPAL FUNCTIONS TOTAL	771,407.09	3 Farm 7 .20 191,200.00		Emergencies & Other Deferred Charges	9,702.14
CAPITAL IMPROVEMENTS *MEMO*	4,500.00	4a Commercial 59 12.75 11,794,500.00		State and Federal Aid Receivable	105,046.86
DEBT SERVICE		4b Industrial 8 3.05 2,819,900.00		Other Receivables	16,540.31
Principal Payments		4c Apartments 1 .22 205,000.00		Total	2,364,117.48
Interest Payments		Total 1190 92,516,600.00		LIABILITIES, RESERVES, AND SURPLUS	
DEFERRED CHARGES	111,663.24	Land Area 16.50 Sq. Miles		Cash Liabilities	408,201.99
SCHOOL COUNTY, SPECIAL DISTRICT TAXES	1,369,393.97	Net Valuation Taxable-Municipal 93,160,727		Reserves for Receivables	1,760,927.61
RESERVE FOR UNCOLLECTED TAXES	461,421.72	Net Valuation Taxable-County 113,672,927		Surplus Dec. 31, 1991	194,987.89
EXPENDITURES TOTAL	3,214,386.02	State Equalized Valuation 97,774,416		Total	2,364,117.48
		State Equalization Ratio 95.25			

1008
Population 1980 3,468
Population 1990 4,332
S & P Rating
Moody Rating

General Tax Rate Per \$100. 1.54
State Equalized Tax Rate 1.57

EAST AMWELL TWP. - HUNTERDON CO.
Form of Government
Township Committee
Number of Members - 3

PER CAPITA:
Gross Debt 749.55
Net Debt 742.15
Debt Service 6.28
Total Tax Levy 1,191.60
Municipal Expenditures 318.74

PER CENT:
Gross Debt .99
Net Debt .98
Tax Levy Collected 95.40
Tax Levy Cancelled, Abated or Adjusted .09

EXPENDITURES		REVENUES-REALIZED		1991 PROPERTY TAX	
GENERAL GOVERNMENT				STATE EQUALIZED TAX RATE	
Governing Body & Public Boards		1991 Property Taxes Collected 4,921,126.81		Local District School Taxes .50	2,935,360.00
Municipal Clerk		1991 Payments in Lieu of Taxes 292,392.87		Regional & Consolidated School Tax .34	1,126,056.57
Financial Administration 37,875.00		Delinquent Tax & Lien Collections 59,095.00		School Taxes in Municipal Budget	
Assessment of Taxes 24,700.00		Business Personalty Replacement Taxes 178,916.00		County Taxes .28	928,019.49
Collection of Taxes 27,290.00		Other Miscellaneous Tax Revenues 148,164.00		County Library Taxes .02	74,531.46
Planning, Housing & Development 66,906.00		State Aid Revenues		Local Municipal Purpose Taxes .02	66,616.58
Human Resources 11,026.00		Federal Aid Revenues		Veteran & Senior Citizen Taxes	28,000.00
Elections		State and Local Fiscal Assistance Act Utilized		Total Taxes for Rate Computation 1.56	5,161,584.10
General Administration (other) 201,099.00		Sale of Acquired Property		Special District Taxes	
JUDICIARY		Other Miscellaneous Revenues		Bank Corp. Taxes	
Municipal Courts 18,534.00		Total 219,123.07		Added and Omitted Taxes	28,445.04
PUBLIC SAFETY		Prior Years Surplus Appropriated 566,572.00		Total Taxes Levied - ABSTRACT	5,162,029.14
Fire Protection 50,570.00		TOTAL 6,385,389.75		Total Taxes Billed	5,158,477.98
Police Protection 27,600.00		Reserve For Uncollected Taxes 313,285.33		1991 TAXES COLLECTED	4,921,126.81
Civil Defense & Disaster Control 30,480.00		CAPITAL OUTLAY TOTAL 296,893.53		1991 Taxes Cancelled, Abated or Adjusted	4,500.83
Environmental Inspection & Control				Transfer to Tax Title Liens or Foreclosed	23,611.55
Other Public Safety				Balance Outstanding Dec. 31, 1991	205,238.79
PUBLIC WORKS				PRIOR YEARS TAXES OUTSTANDING	
Streets and Drainage 335,116.00		Public Enterprises		Balance January 1, 1991	346,769.87
Sewers and Sewage Processing		Recreation—Culture		Collected in 1991	276,404.15
Garbage and Trash Disposal 2,900.00		Public Works		Cancelled, Abated or Adjusted 1991	12,228.76
Public Buildings and Grounds 51,200.00		Buildings and Grounds		Transfers to Tax Title Liens or Foreclosed	57,863.95
Other Public Works		Library and Education		Balance December 31, 1991	273.01
HEALTH and WELFARE		Conservation		TAX TITLE LIENS OUTSTANDING	
Health Services Except Environmental 20,770.00		All Other		Balance January 1, 1991	24,410.67
Welfare—Public Assistance 3,312.00		CAPITAL DEBT AUTHORIZED, DECEMBER 31, 1991		Transfer From Taxes	91,014.71
Hospital, Clinics, First Aid		ISSUED AND UNISSUED GROSS DEBT NET DEBT		Redeemed in 1991	15,988.72
Animal, Insect, & Rodent Control 400.00		School 32,055		Cancelled, Abated or Adjusted (1991)	
Other Welfare Services		Self-Liquidating		Transfers to Foreclosed Property	
RECREATION and CONSERVATION		Other 3,215,000 3,215,000		Balance December 31, 1991	99,436.66
Beaches and Boardwalks		Total 3,247,055 3,215,000		PROPERTY ACQUIRED BY DEED OR FORECLOSURE	
Parks, Playgrounds, Shade Trees 6,065.00		ISSUED AND OUTSTANDING		Balance January 1, 1991	49,100.00
Land Reclamation & Conservation 8,615.00		School 32,055.93		Transfers From Taxes or Liens	
Other Recreational Services 4,750.00		Self-Liquidating		Sale for Cash (1991)	
EDUCATION (excluding schools)		Other 695,000.00		Cancelled, Abated or Adjusted (1991)	
Libraries		Total 727,055.93		Balance December 31, 1991	49,100.00
Other Educational Services 750.00		EQUALIZED VALUATION BASIS		CURRENT FINANCES DECEMBER 31, 1991	
STATUTORY EXPENDITURES		FOR NET DEBT COMPUTATION 328,611,006		ASSETS	
Pensions & F. L. C. A. 43,698.00		REAL PROPERTY VALUATIONS		Cash Dec. 31, 1991	901,236.38
Employee Fringe Benefits 47,000.00		Code Class # of Parcels % VAL'N ASSESSED VALUATION		Taxes Receivable	209,511.80
Other Statutory Expenditures 10.00		1 Vacant Land 232 3.27 10,889,173.00		Tax Title Liens	99,436.66
CETA And Other Public Employment Programs		2 Residential 10.71 66.44 221,205,700.00		Foreclosed Property	49,100.00
MUNICIPAL FUNCTIONS		3 Farm 739 19.89 66,199,340.00		Emergencies & Other Deferred Charges	34,000.00
CAPITAL IMPROVEMENTS *MEMO* 100,000.00		4a Commercial 4.0 9.90 32,967,417.00		State and Federal Aid Receivable	300.00
DEBT SERVICE		4b Industrial		Other Receivables	3,831.24
Principal Payments		4c Apartments 6 .50 1,665,800.00		Total	1,297,416.08
Interest Payments 27,214.44		Total 2117 332,927,430.00		LIABILITIES, RESERVES, AND SURPLUS	
DEFERRED CHARGES		Land Area 28.10 Sq. Miles		Cash Liabilities	122,216.49
SCHOOL, COUNTY, SPECIAL DISTRICT TAXES 5,063,907.52		Net Valuation Taxable-Municipal 334,042,579		Reserves for Receivables	361,879.70
RESERVE FOR UNCOLLECTED TAXES 313,285.33		Net Valuation Taxable-County 309,703,390		Surplus Dec. 31, 1991	813,319.89
EXPENDITURES		State Equalized Valuation 327,674,668		Total	1,297,416.08
TOTAL		State Equalization Ratio 101.95			

1204
Population 1980 37,711
Population 1990 43,548
S & P Rating
Moody Rating AA

General Tax Rate Per \$100. 3.75
State Equalized Tax Rate 2.12

EAST BRUNSWICK TWP. - MIDDLESEX CO.
Form of Government
Mayor-Council Plan E (OMCL 50)
Number of Members - 5

PER CAPITA:
Gross Debt 1,297.10
Net Debt 684.21
Debt Service 90.52
Total Tax Levy 1,639.70
Municipal Expenditures 714.18

PER CENT:
Gross Debt 1.77
Net Debt .93
Tax Levy Collected 97.31
Tax Levy Cancelled, Abated or Adjusted

EXPENDITURES		REVENUES-REALIZED		1991 PROPERTY TAX	
GENERAL GOVERNMENT				STATE EQUALIZED TAX RATE	
Governing Body & Public Boards	105,935.00	1991 Property Taxes Collected	59,512,460.37	Local District School Taxes	1.26 41,452,876.00
Municipal Clerk	203,154.00	1991 Payments in Lieu of Taxes		Regional & Consolidated School Tax	
Financial Administration	633,768.00	Delinquent Tax & Lien Collections		School Taxes in Municipal Budget	
Assessment of Taxes	204,943.00	Business Personality Replacement Taxes	537,009.00	County Taxes	.41 13,567,344.65
Collection of Taxes		Taxes from Public Utilities	2,794,437.00	County Library Taxes	
Planning, Housing & Development	271,400.00	Other Miscellaneous Tax Revenues		Local Municipal Purpose Taxes	.44 14,545,229.00
Human Resources	568,196.00	State Aid Revenues	2,437,751.00	Veteran & Senior Citizen Taxes	261,600.00
Elections		Federal Aid Revenues		Total Taxes for Rate Computation	2.11 69,827,049.65
General Administration (other)	5,569,840.00	State and Local Fiscal Assistance Act Utilized		Special District Taxes	1,434,780.00
JUDICIARY		Sale of Acquired Property		Bank Corp. Taxes	
Municipal Courts	426,741.00	Other Miscellaneous Revenues	9,214,923.30	Added and Omitted Taxes	405,396.09
PUBLIC SAFETY		Total	84,546,580.67	Total Taxes Levied - ABSTRACT	71,405,625.74
Fire Protection	122,974.00	Prior Years Surplus Appropriated	1,500,000.00	Total Taxes Billed	71,435,333.84
Police Protection	4,431,659.00	REVENUES TOTAL	86,046,580.67	1991 TAXES COLLECTED	69,512,460.37
Civil Defense & Disaster Control		Reserve For Uncollected Taxes	2,781,971.00	1991 Taxes Cancelled, Abated or Adjusted	
Environmental Inspection & Control	200,000.00	CAPITAL OUTLAY TOTAL	7,375,100.30	Transfer to Tax Title Liens or Foreclosed	
Other Public Safety				Balance Outstanding Dec. 31, 1991	1,922,873.47
PUBLIC WORKS				PRIOR YEARS TAXES OUTSTANDING	
Streets and Drainage	2,764,352.00	Public Enterprises	3,943,760.50	Balance January 1, 1991	1,763,307.89
Sewers and Sewage Processing		Recreation-Culture	188,909.69	Collected in 1991	1,543,056.78
Garbage and Trash Disposal	2,763,555.00	Public Works	925,911.95	Cancelled, Abated or Adjusted 1991	
Public Buildings and Grounds	323,911.83	Buildings and Grounds	2,316,518.16	Transfers to Tax Title Liens or Foreclosed	
Other Public Works	375,765.00	Library and Education		Balance December 31, 1991	220,251.11
HEALTH and WELFARE		Conservation		TAX TITLE LIENS OUTSTANDING	
Health Services Except Environmental	213,057.00	All Other		Balance January 1, 1991	504,718.03
Welfare-Public Assistance	53,081.00	CAPITAL DEBT AUTHORIZED, DECEMBER 31, 1991		Transfer From Taxes	
Hospital, Clinics, First Aid		ISSUED AND UNISSUED		Redeemed in 1991	318,386.92
Animal, Insect, & Rodent Control		School	2,057,000	Cancelled, Abated or Adjusted (1991)	
Other Welfare Services		Self-Liquidating	27,021,540	Transfers to Foreclosed Property	
RECREATION and CONSERVATION		Other	27,407,773	Balance December 31, 1991	186,331.11
Beaches and Boardwalks		Total	56,486,313	PROPERTY ACQUIRED BY DEED OR	
Parks, Playgrounds, Shade Trees	629,093.00			FORECLOSURE	
Land Reclamation & Conservation	468,178.00	ISSUED AND OUTSTANDING		Balance January 1, 1991	1,564,900.00
Other Recreational Services	687,371.00	School	2,057,000.00	Transfers From Taxes or Liens	
EDUCATION (excluding schools)		Self-Liquidating	26,968,860.00	Sale for Cash (1991)	
Libraries	1,636,401.00	Other	25,780,200.00	Cancelled, Abated or Adjusted (1991)	
Other Educational Services	18,290.00	Total	54,806,060.00	Balance December 31, 1991	1,564,900.00
STATUTORY EXPENDITURES		EQUALIZED VALUATION BASIS		CURRENT FINANCES DECEMBER 31, 1991	
Pensions & F. L. C. A.	1,693,199.00	FOR NET DEBT COMPUTATION	3,192,829,404	ASSETS	
Employee Fringe Benefits		REAL PROPERTY VALUATIONS		Cash Dec. 31, 1991	11,196,989.23
Other Statutory Expenditures	1,000.00	Code Class # of Parcels % VAL'N	ASSESSED VALUATION	Taxes Receivable	2,143,124.58
CETA And Other Public Employment Programs		1 Vacant Land 826 2.39	43,959,700.00	Tax Title Liens	186,331.11
MUNICIPAL FUNCTIONS TOTAL	24,363,363.83	2 Residential 13678 69.39	1,287,453,000.00	Foreclosed Property	1,564,900.00
CAPITAL IMPROVEMENTS *MEMO*	300,000.00	3 Farm 152 .19	3,493,900.00	Emergencies & Other Deferred Charges	
DEBT SERVICE		4a Commercial 631 18.04	332,274,800.00	State and Federal Aid Receivable	109,582.24
Principal Payments	1,591,978.00	4b Industrial 109 7.44	137,137,500.00	Other Receivables	89,942.85
Interest Payments	2,350,036.00	4c Apartments 13 2.06	37,915,300.00	Total	15,290,870.01
		Total 15409	1,842,234,200.00	LIABILITIES, RESERVES, AND SURPLUS	
DEFERRED CHARGES	13,600.00	Land Area 22.20 Sq. Miles		Cash Liabilities	9,456,072.29
SCHOOL, COUNTY, SPECIAL DISTRICT TAXES	56,455,000.65	Net Valuation Taxable-Municipal	1,855,255,480	Reserves for Receivables	3,984,298.54
RESERVE FOR UNCOLLECTED TAXES	2,731,971.00	Net Valuation Taxable-County	3,338,874,900	Surplus Dec. 31, 1991	1,850,499.18
EXPENDITURES TOTAL	87,555,919.48	State Equalized Valuation	3,269,002,545	Total	15,290,870.01
		State Equalization Ratio	56.53		

0803

Population 1980 4,144
 Population 1990 5,258
 S & P Rating
 Moody Rating AAA

General Tax Rate Per \$100. 3.44
 State Equalized Tax Rate 1.88

EAST GREENWICH TWP. - GLOUCESTER CO.
 Form of Government
 Township Committee
 Number of Members - 3

PER CAPITA:
 Gross Debt 381.37
 Net Debt 367.12
 Debt Service 37.40
 Total Tax Levy 919.24
 Municipal Expenditures 448.29

PER CENT:
 Gross Debt .88
 Net Debt .85
 Tax Levy Collected 94.66
 Tax Levy Cancelled, Abated or Adjusted .02

EXPENDITURES		REVENUES-REALIZED		1991 PROPERTY TAX	
GENERAL GOVERNMENT				STATE EQUALIZED TAX RATE	
Governing Body & Public Boards		1991 Property Taxes Collected	4,582,410.06	Local District School Taxes .69	1,753,383.50
Municipal Clerk		1991 Payments in Lieu of Taxes		Regional & Consolidated School Tax .44	1,119,055.31
Financial Administration	25,335.00	Delinquent Tax & Lien Collections	209,586.63	School Taxes in Municipal Budget	
Assessment of Taxes	13,267.00	Business Personalty Replacement Taxes	33,032.36	County Taxes	1,516,326.77
Collection of Taxes	22,745.00	Taxes from Public Utilities	1,142,786.00	County Library Taxes .02	60,362.68
Planning, Housing & Development	30,224.92	Other Miscellaneous Tax Revenues		Local Municipal Purpose Taxes .12	309,881.30
Human Resources	40,184.00	State Aid Revenues	183,130.10	Veteran & Senior Citizen Taxes	35,350.00
Elections		Federal Aid Revenues		Total Taxes for Rate Computation 1.87	4,794,359.56
General Administration (other)	213,987.00	State and Local Fiscal Assistance Act Utilized		Special District Taxes	
JUDICIARY		Sale of Acquired Property		Bank Corp. Taxes	
Municipal Courts	58,712.00	Other Miscellaneous Revenues	427,268.43	Added and Omitted Taxes	74,335.65
PUBLIC SAFETY		Total	6,578,213.58	Total Taxes Levied - ABSTRACT	4,833,345.21
Fire Protection	41,605.00	Prior Years Surplus Appropriated	151,616.00	Total Taxes Billed	4,840,931.38
Police Protection	582,272.10	REVENUES TOTAL	6,729,829.58	1991 TAXES COLLECTED	4,582,410.06
Civil Defense & Disaster Control	3,250.00	Reserve For Uncollected Taxes	226,187.68	1991 Taxes Cancelled, Abated or Adjusted	1,193.68
Environmental Inspection & Control	40,738.08	CAPITAL OUTLAY TOTAL	75,177.31	Transfer to Tax Title Liens or Foreclosed	4,516.72
Other Public Safety				Balance Outstanding Dec. 31, 1991	252,810.92
PUBLIC WORKS				PRIOR YEARS TAXES OUTSTANDING	
Streets and Drainage	153,080.00	Public Enterprises		Balance January 1, 1991	182,614.51
Sewers and Sewage Processing		Recreation-Culture		Collected in 1991	147,772.82
Garbage and Trash Disposal	370,000.00	Public Works	75,177.31	Cancelled, Abated or Adjusted 1991	
Public Buildings and Grounds	17,400.00	Buildings and Grounds		Transfers to Tax Title Liens or Foreclosed	
Other Public Works		Library and Education		Balance December 31, 1991	34,841.69
HEALTH and WELFARE		Conservation		TAX TITLE LIENS OUTSTANDING	
Health Services Except Environmental	10,200.00	All Other		Balance January 1, 1991	90,476.32
Welfare-Public Assistance	2,700.00	CAPITAL DEBT AUTHORIZED, DECEMBER 31, 1991		Transfer From Taxes	4,516.72
Hospital, Clinics, First Aid		ISSUED AND UNISSUED GROSS DEBT NET DEBT		Redeemed in 1991	61,813.81
Animal, Insect, & Rodent Control	500.00	School 74,906		Cancelled, Abated or Adjusted (1991)	25,470.94
Other Welfare Services		Self-Liquidating		Transfers to Foreclosed Property	
RECREATION and CONSERVATION		Other 1,930,324	1,930,324	Balance December 31, 1991	7,708.29
Beaches and Boardwalks		Total 2,005,230	1,930,324	PROPERTY ACQUIRED BY DEED OR FORECLOSURE	
Parks, Playgrounds, Shade Trees	19,800.00	ISSUED AND OUTSTANDING		Balance January 1, 1991	
Land Reclamation & Conservation	880.00	School 74,906.87		Transfers From Taxes or Liens	
Other Recreational Services	1,500.00	Self-Liquidating		Sale for Cash (1991)	
EDUCATION (excluding schools)		Other 1,917,000.00	1,917,000.00	Cancelled, Abated or Adjusted (1991)	
Libraries	12,500.00	Total 1,991,906.87	1,991,906.87	Balance December 31, 1991	
Other Educational Services		EQUALIZED VALUATION BASIS		CURRENT FINANCES DECEMBER 31, 1991	
STATUTORY EXPENDITURES		FOR NET DEBT COMPUTATION	227,714,936	ASSETS	
Pensions & F. L. C. A.	142,337.00	REAL PROPERTY VALUATIONS		Cash Dec. 31, 1991	454,089.40
Employee Fringe Benefits	131,000.00	Code Class # of Parcels % VAL'N ASSESSED VALUATION		Taxes Receivable	287,652.61
Other Statutory Expenditures		1 Vacant Land 167 2.13 2,937,900.00		Tax Title Liens	7,708.29
CETA And Other Public Employment Programs		2 Residential 1466 76.18 105,120,300.00		Foreclosed Property	
MUNICIPAL FUNCTIONS TOTAL	1,934,267.10	3 Farm 352 7.66 10,573,000.00		Emergencies & Other Deferred Charges	
CAPITAL IMPROVEMENTS * MEMO*		4a Commercial 59 9.22 12,717,800.00		State and Federal Aid Receivable	
DEBT SERVICE		4b Industrial 16 4.14 5,713,100.00		Other Receivables	178,973.90
Principal Payments	60,000.00	4c Apartments 7 .57 926,000.00		Total	928,424.20
Interest Payments	136,675.00	Total 2067 137,989,100.00		LIABILITIES, RESERVES, AND SURPLUS	
DEFERRED CHARGES		Land Area 14.39 Sq. Miles		Cash Liabilities	347,074.43
SCHOOL, COUNTY, SPECIAL DISTRICT TAXES	4,449,129.24	Net Valuation Taxable-Municipal	138,636,175	Reserves for Receivables	474,334.80
RESERVE FOR UNCOLLECTED TAXES	226,187.68	Net Valuation Taxable-County	241,845,836	Surplus Dec. 31, 1991	107,014.97
EXPENDITURES TOTAL	6,806,258.04	State Equalized Valuation	252,865,403	Total	928,424.20
		State Equalization Ratio	54.71		

1410

Population 1980 9,319
 Population 1990 9,926
 S & P Rating AA-
 Moody Rating A1

General Tax Rate Per \$100.

1.91

State Equalized Tax Rate

1.54

EAST HANOVER TOWNSHIP - MORRIS CO.
 Form of Government
 Township Committee
 Number of Members - 5

PER CAPITA:

Gross Debt 2,139.62
 Net Debt 1,935.99
 Debt Service 232.97
 Total Tax Levy 2,171.76
 Municipal Expenditures 1,089.15

PER CENT:

Gross Debt 1.48
 Net Debt 1.34
 Tax Levy Collected 97.78
 Tax Levy Cancelled, Abated or Adjusted .09

EXPENDITURES		REVENUES-REALIZED		1991 PROPERTY TAX	
GENERAL GOVERNMENT				STATE EQUALIZED TAX RATE	
Governing Body & Public Boards		1991 Property Taxes Collected	21,153,694.21	Local District School Taxes	58 8,040,112.00
Municipal Clerk		1991 Payments in Lieu of Taxes		Regional & Consolidated School Tax	31 4,328,246.21
Financial Administration	202,536.00	Delinquent Tax & Lien Collections	571,886.48	School Taxes in Municipal Budget	
Assessment of Taxes	49,499.00	Business Personalty Replacement Taxes	279,511.83	County Taxes	30 4,239,521.79
Collection of Taxes	40,489.00	Taxes from Public Utilities	2,467,262.00	County Library Taxes	
Planning, Housing & Development	64,200.00	Other Miscellaneous Tax Revenues		Local Municipal Purpose Taxes	35 4,844,629.86
Human Resources	191,569.85	State Aid Revenues	262,203.00	Veteran & Senior Citizen Taxes	
Elections	3,500.00	Federal Aid Revenues		Total Taxes for Rate Computation	1.54 21,519,309.86
General Administration (other)	813,143.00	State and Local Fiscal Assistance Act Utilized		Special District Taxes	
JUDICIARY		Sale of Acquired Property		Bank Corp. Taxes	
Municipal Courts	128,538.00	Other Miscellaneous Revenues	1,961,054.93	Added and Omitted Taxes	104,348.65
PUBLIC SAFETY		Total	26,695,612.45	Total Taxes Levied - ABSTRACT	21,556,858.51
Fire Protection	160,242.00	Prior Years Surplus Appropriated	450,000.00	Total Taxes Billed	21,634,426.03
Police Protection	1,641,723.58	REVENUES TOTAL	27,145,612.45	1991 TAXES COLLECTED	21,153,694.21
Civil Defense & Disaster Control	20,750.00	Reserve For Uncollected Taxes	690,458.00	1991 Taxes Cancelled, Abated or Adjusted	17,146.88
Environmental Inspection & Control	95,527.00	CAPITAL OUTLAY TOTAL	1,332,551.85	Transfer to Tax Title Liens or Foreclosed	38,043.04
Other Public Safety				Balance Outstanding Dec. 31, 1991	365,541.90
PUBLIC WORKS				PRIOR YEARS TAXES OUTSTANDING	
Streets and Drainage	534,861.00	Public Enterprises	2,157.10	Balance January 1, 1991	571,873.47
Sewers and Sewage Processing	1,156,011.00	Recreation—Culture		Collected in 1991	565,327.39
Garbage and Trash Disposal	183,200.00	Public Works	102,584.48	Cancelled, Abated or Adjusted 1991	
Public Buildings and Grounds	173,239.00	Buildings and Grounds	1,227,810.27	Transfers to Tax Title Liens or Foreclosed	
Other Public Works		Library and Education		Balance December 31, 1991	6,546.08
HEALTH and WELFARE		Conservation		TAX TITLE LIENS OUTSTANDING	
Health Services Except Environmental	134,481.00	All Other		Balance January 1, 1991	51,928.72
Welfare—Public Assistance	7,770.00	CAPITAL DEBT AUTHORIZED, DECEMBER 31, 1991		Transfer From Taxes	38,043.04
Hospital, Clinics, First Aid	4,900.00	ISSUED AND UNISSUED GROSS DEBT NET DEBT		Redeemed in 1991	6,559.09
Animal, Insect, & Rodent Control		School 251,385		Cancelled, Abated or Adjusted (1991)	
Other Welfare Services		Self-Liquidating 1,609,000	455,000	Transfers to Foreclosed Property	
RECREATION and CONSERVATION		Other 19,377,456	18,761,611	Balance December 31, 1991	83,412.67
Beaches and Boardwalks		Total 21,237,841	19,216,611	PROPERTY ACQUIRED BY DEED OR FORECLOSURE	
Parks, Playgrounds, Shade Trees	5,900.00	ISSUED AND OUTSTANDING		Balance January 1, 1991	146,000.00
Land Reclamation & Conservation	5,900.00	School 251,385.33		Transfers From Taxes or Liens	
Other Recreational Services	306,000.00	Self-Liquidating 1,609,000.00		Sale for Cash (1991)	
EDUCATION (excluding schools)		Other 17,649,456.34		Cancelled, Abated or Adjusted (1991)	
Libraries	263,865.00	Total 19,509,841.67		Balance December 31, 1991	146,000.00
Other Educational Services	8,825.00	EQUALIZED VALUATION BASIS FOR NET DEBT COMPUTATION	1,434,509.816	CURRENT FINANCES DECEMBER 31, 1991	
STATUTORY EXPENDITURES		REAL PROPERTY VALUATIONS		ASSETS	
Pensions & F. I. C. A.	484,600.00	Code Class # of Parcels % VAL'N		Cash Dec. 31, 1991	4,329,343.20
Employee Fringe Benefits	676,000.00	1 Vacant Land 365 3.07	34,536,200.00	Taxes Receivable	372,087.98
Other Statutory Expenditures		2 Residential 3068 50.94	572,780,400.00	Tax Title Liens	83,412.67
CETA And Other Public Employment Programs		3 Farm 11 .07	767,000.00	Foreclosed Property	146,000.00
MUNICIPAL FUNCTIONS TOTAL	7,362,319.43	4a Commercial 151 35.37	397,726,600.00	Emergencies & Other Deferred Charges	2,000,415.58
CAPITAL IMPROVEMENTS *MEMO*		4b Industrial 89 10.54	113,564,700.00	State and Federal Aid Receivable	2,372.26
DEBT SERVICE		4c Apartments		Other Receivables	463,304.72
Principal Payments	1,008,093.95	Total 3684	1,124,374,900.00	Total	7,396,936.41
Interest Payments	1,304,364.75	Land Area 8.21 Sq. Miles		LIABILITIES, RESERVES, AND SURPLUS	
DEFERRED CHARGES	445,662.79	Net Valuation Taxable—Municipal	1,127,229,182	Cash Liabilities	3,846,442.79
SCHOOL, COUNTY, SPECIAL DISTRICT TAXES	16,607,330.00	Net Valuation Taxable—County	1,578,335,685	Reserves for Receivables	1,064,805.37
RESERVE FOR UNCOLLECTED TAXES	690,458.00	State Equalized Valuation	1,396,649,369	Surplus Dec. 31, 1991	2,485,688.25
EXPENDITURES TOTAL	27,413,773.92	State Equalization Ratio	80.67	Total	7,396,936.41

0902
Population 1980 1,923
Population 1990 2,157
S & P Rating
Moody Rating

General Tax Rate Per \$100. 5.53
State Equalized Tax Rate 2.49

EAST NEWARK BOROUGH - HUDSON CO.
Form of Government
Borough Council
Number of Members - 6

PER CAPITA:
Gross Debt 553.69
Net Debt 240.75
Debt Service 63.15
Total Tax Levy 1,035.00
Municipal Expenditures 878.60
PER CENT:
Gross Debt 1.36
Net Debt .59
Tax Levy Collected 97.39
Tax Levy Cancelled, Abated or Adjusted

EXPENDITURES		REVENUES-REALIZED		1991 PROPERTY TAX	
GENERAL GOVERNMENT				STATE EQUALIZED TAX RATE	
Governing Body & Public Boards				Local District School Taxes	797,227.00
Municipal Clerk				Regional & Consolidated School Tax	
Financial Administration	25,196.00			School Taxes in Municipal Budget	
Assessment of Taxes	7,954.00			County Taxes	526,406.14
Collection of Taxes	11,138.00			County Library Taxes	
Planning, Housing & Development	1,500.00			Local Municipal Purpose Taxes	906,132.18
Human Resources	47,664.00			Veteran & Senior Citizen Taxes	14,200.00
Elections	2,469.00			Total Taxes for Rate Computation	2,243,965.32
General Administration (other)	413,859.16			Special District Taxes	
JUDICIARY				Bank Corp. Taxes	
Municipal Courts	51,077.00			Added and Omitted Taxes	2,734.70
PUBLIC SAFETY				Total Taxes Levied - ABSTRACT	2,232,500.02
Fire Protection	32,088.00			Total Taxes Billed	2,231,643.32
Police Protection	414,111.00			1991 TAXES COLLECTED	2,173,350.06
Civil Defense & Disaster Control				1991 Taxes Cancelled, Abated or Adjusted	
Environmental Inspection & Control				Transfer to Tax Title Liens or Foreclosed	5,023.96
Other Public Safety	9,057.00			Balance Outstanding Dec. 31, 1991	53,269.30
PUBLIC WORKS				PRIOR YEARS TAXES OUTSTANDING	
Streets and Drainage	37,425.00			Balance January 1, 1991	62,303.70
Sewers and Sewage Processing	186,567.00			Collected in 1991	58,964.20
Garbage and Trash Disposal	198,000.00			Cancelled, Abated or Adjusted 1991	
Public Buildings and Grounds	40,170.00			Transfers to Tax Title Liens or Foreclosed	2,924.67
Other Public Works	16,239.00			Balance December 31, 1991	414.83
HEALTH and WELFARE				TAX TITLE LIENS OUTSTANDING	
Health Services Except Environmental	9,882.00			Balance January 1, 1991	27,816.06
Welfare-Public Assistance	7,620.00			Transfer From Taxes	7,948.63
Hospital, Clinics, First Aid				Redeemed in 1991	27,816.06
Animal, Insect, & Rodent Control				Cancelled, Abated or Adjusted (1991)	
Other Welfare Services				Transfers to Foreclosed Property	
RECREATION and CONSERVATION				Balance December 31, 1991	7,948.63
Beaches and Boardwalks				PROPERTY ACQUIRED BY DEED OR	
Parks, Playgrounds, Shade Trees	21,826.00			FORECLOSURE	
Land Reclamation & Conservation	100.00			Balance January 1, 1991	63,000.00
Other Recreational Services	22,771.00			Transfers From Taxes or Liens	
EDUCATION (excluding schools)				Sale for Cash (1991)	
Libraries				Cancelled, Abated or Adjusted (1991)	
Other Educational Services				Balance December 31, 1991	63,000.00
STATUTORY EXPENDITURES				CURRENT FINANCES DECEMBER 31, 1991	
Pensions & F. L. C. A.	103,214.00			ASSETS	
Employee Fringe Benefits				Cash Dec. 31, 1991	1,028,705.08
Other Statutory Expenditures	5,000.00			Taxes Receivable	53,684.13
CETA And Other Public Employment Programs				Tax Title Liens	7,948.63
MUNICIPAL FUNCTIONS				Foreclosed Property	63,000.00
CAPITAL IMPROVEMENTS	5,000.00			Emergencies & Other Deferred Charges	
DEBT SERVICE				State and Federal Aid Receivable	500.00
Principal Payments	109,000.00			Other Receivables	102,420.26
Interest Payments	27,203.92			Total	1,256,258.10
DEFERRED CHARGES				LIABILITIES, RESERVES, AND SURPLUS	
SCHOOL, COUNTY, SPECIAL DISTRICT TAXES	1,323,633.14			Cash Liabilities	903,012.16
RESERVE FOR UNCOLLECTED TAXES	89,000.00			Reserves for Receivables	227,053.02
EXPENDITURES	3,213,764.22			Surplus Dec. 31, 1991	126,192.92
				Total	1,256,258.10

0705

Population 1980 77,690
 Population 1990 73,552
 S & P Rating
 Moody Rating A

General Tax Rate Per \$100.

15.92

State Equalized Tax Rate

4.05

EAST ORANGE CITY - ESSEX COUNTY
 Form of Government
 City Charter Act (P.L. 1908 c. 250)
 Number of Members - 9

PER CAPITA:

Gross Debt 1,028.60
 Net Debt 717.10
 Debt Service 119.81
 Total Tax Levy 806.87
 Municipal Expenditures 1,000.61

PER CENT:

Gross Debt 5.57
 Net Debt 3.88
 Tax Levy Collected 82.51
 Tax Levy Cancelled, Abated or Adjusted .05

EXPENDITURES		REVENUES-REALIZED		1991 PROPERTY TAX	
GENERAL GOVERNMENT				STATE EQUALIZED TAX RATE →	
Governing Body & Public Boards	1,000,305.00	1991 Property Taxes Collected	23,635,270.92	Local District School Taxes 1.11	16,233,375.91
Municipal Clerk	264,655.00	1991 Payments in Lieu of Taxes	1,979,133.00	Regional & Consolidated School Tax	
Financial Administration	1,378,863.00	Delinquent Tax & Lien Collections	6,088,857.00	School Taxes in Municipal Budget .03	488,620.00
Assessment of Taxes	486,452.00	Business Personalty Replacement Taxes	1,418,777.00	County Taxes .57	8,320,990.94
Collection of Taxes	438,462.00	Taxes from Public Utilities	2,895,788.00	County Library Taxes	
Planning, Housing & Development	429,265.00	Other Miscellaneous Tax Revenues	80,995.00	Local Municipal Purpose Taxes 2.34	34,303,877.91
Human Resources	2,592,393.86	State Aid Revenues	27,622,755.68	Veteran & Senior Citizen Taxes	231,900.00
Elections	33,000.00	Federal Aid Revenues		Total Taxes for Rate Computation 4.05	59,578,764.76
General Administration (other)	3,872,232.55	State and Local Fiscal Assistance Act Utilized		Special District Taxes	
JUDICIARY		Sale of Acquired Property		Bank Corp. Taxes	
Municipal Courts	1,775,345.00	Other Miscellaneous Revenues	5,931,534.45	Added and Omitted Taxes	
PUBLIC SAFETY		Total	69,653,111.05	Total Taxes Levied - ABSTRACT	59,346,864.76
Fire Protection	8,810,839.00	Prior Years Surplus Appropriated		Total Taxes Billed	28,644,917.76
Police Protection	10,212,816.00	REVENUES TOTAL	69,653,111.05	1991 TAXES COLLECTED	23,635,270.92
Civil Defense & Disaster Control	774,785.00	Reserve For Uncollected Taxes	8,436,520.00	1991 Taxes Cancelled, Abated or Adjusted	15,137.58
Environmental Inspection & Control	963,441.00	CAPITAL OUTLAY TOTAL	2,845,008.33	Transfer to Tax Title Liens or Foreclosed	1,377,731.17
Other Public Safety	87,599.00	Public Enterprises	1,434,186.00	Balance Outstanding Dec. 31, 1991	3,616,778.09
PUBLIC WORKS		Recreation-Culture		PRIOR YEARS TAXES OUTSTANDING	
Streets and Drainage	2,825,664.00	Public Works	247,818.43	Balance January 1, 1991	5,338,005.15
Sewers and Sewage Processing	5,874,042.00	Buildings and Grounds	1,163,003.90	Collected in 1991	1,698,156.06
Garbage and Trash Disposal	162,766.00	Library and Education		Cancelled, Abated or Adjusted 1991	8,820.86
Public Buildings and Grounds	1,821,456.00	Conservation		Transfers to Tax Title Liens or Foreclosed	
Other Public Works	10,000.00	All Other		Balance December 31, 1991	3,631,028.23
HEALTH and WELFARE		CAPITAL DEBT AUTHORIZED, DECEMBER 31, 1991		TAX TITLE LIENS OUTSTANDING	
Health Services Except Environmental	1,765,814.00	ISSUED AND UNISSUED		Balance January 1, 1991	8,012,233.62
Welfare-Public Assistance	25,000.00	School 19,791,450		Transfer From Taxes	1,377,731.17
Hospital, Clinics, First Aid	4,120.00	Self-Liquidating 898,000		Redeemed in 1991	877,155.80
Animal, Insect, & Rodent Control	77,105.00	Other 54,966,295	52,743,795	Cancelled, Abated or Adjusted (1991)	51,490.69
Other Welfare Services	670,715.00	Total 75,655,745	52,743,795	Transfers to Foreclosed Property	
RECREATION and CONSERVATION		ISSUED AND OUTSTANDING		Balance December 31, 1991	8,461,318.30
Beaches and Boardwalks		School 19,430,450.00		PROPERTY ACQUIRED BY DEED OR FORECLOSURE	
Parks, Playgrounds, Shade Trees	743,525.00	Self-Liquidating 898,000.00		Balance January 1, 1991	1,342,300.00
Land Reclamation & Conservation	5,000.00	Other 17,806,751.75		Transfers From Taxes or Liens	
Other Recreational Services	999,805.00	Total 38,135,201.75		Sale for Cash (1991)	28,700.00
EDUCATION (excluding schools)		EQUALIZED VALUATION BASIS		Cancelled, Abated or Adjusted (1991)	85,800.00
Libraries	1,800,000.00	FOR NET DEBT COMPUTATION	1,358,277,157	Balance December 31, 1991	1,227,800.00
Other Educational Services	22,661.00	REAL PROPERTY VALUATIONS		CURRENT FINANCES DECEMBER 31, 1991	
STATUTORY EXPENDITURES		Code Class # of Parcels % VAL'N	ASSESSED VALUATION	ASSETS	
Pensions & F.I.C.A.	3,220,001.00	1 Vacant Land 451 1.07	3,900,300.00	Cash Dec. 31, 1991	1,990,236.89
Employee Fringe Benefits	3,200,000.00	2 Residential 8634 51.72	189,182,500.00	Taxes Receivable	7,247,806.32
Other Statutory Expenditures		3 Farm		Tax Title Liens	8,461,318.30
CETA And Other Public Employment Programs		4a Commercial 656 19.34	70,733,200.00	Foreclosed Property	1,227,800.00
MUNICIPAL FUNCTIONS TOTAL	56,348,127.41	4b Industrial 40 1.96	6,817,500.00	Emergencies & Other Deferred Charges	37,156,965.00
CAPITAL IMPROVEMENTS *MEMO*	50,000.00	4c Apartments 352 25.01	95,115,200.00	State and Federal Aid Receivable	4,191,122.73
DEBT SERVICE		Total 10133	365,748,700.00	Other Receivables	415,612.00
Principal Payments	3,627,455.00	Land Area 4.00 Sq. Miles		Total	60,690,861.24
Interest Payments	5,185,109.00	Net Valuation Taxable-Municipal	372,980,700	LIABILITIES, RESERVES, AND SURPLUS	
TYPE I SCHL DEBT *MEMO*	3,060,130.00	Net Valuation Taxable-County	1,440,375,873	Cash Liabilities	38,369,642.80
DEFERRED CHARGES		State Equalized Valuation	1,445,919,165	Reserves for Receivables	17,352,536.62
SCHOOL, COUNTY, SPECIAL DISTRICT TAXES	25,042,986.85	State Equalization Ratio	25.43	Surplus Dec. 31, 1991	4,968,631.32
RESERVE FOR UNCOLLECTED TAXES	8,436,520.00			Total	60,690,861.24
EXPENDITURES TOTAL	98,640,198.26				

0212
Population 1980 7,849
Population 1990 7,902
S & P Rating
Moody Rating A

General Tax Rate Per \$100.
State Equalized Tax Rate
1.73
1.15

EAST RUTHERFORD BORO. - BERGEN CO.
Form of Government
Borough Council
Number of Members - 6

PER CAPITA:
Gross Debt 835.22
Net Debt 793.86
Debt Service 32.05
Total Tax Levy 1,125.79
Municipal Expenditures 1,221.30
PER CENT:
Gross Debt .74
Net Debt .70
Tax Levy Collected 92.53
Tax Levy Cancelled, Abated or Adjusted 1.04

EXPENDITURES		REVENUES-REALIZED		1991 PROPERTY TAX	
GENERAL GOVERNMENT				STATE EQUALIZED TAX RATE	
Governing Body & Public Boards	43,955.00	1991 Property Taxes Collected		Local District School Taxes	4,316,330.00
Municipal Clerk		1991 Payments in Lieu of Taxes		Regional & Consolidated School Tax	1,591,087.01
Financial Administration	71,070.00	Delinquent Tax & Lien Collections		School Taxes in Municipal Budget	
Assessment of Taxes	50,043.62	Business Personalty Replacement Taxes		County Taxes	2,300,678.18
Collection of Taxes	70,310.18	Taxes from Public Utilities		County Library Taxes	
Planning, Housing & Development	51,743.27	Other Miscellaneous Tax Revenues		Local Municipal Purpose Taxes	670,789.95
Human Resources	135,780.00	State Aid Revenues		Veteran & Senior Citizen Taxes	86,350.00
Elections	2,500.00	Federal Aid Revenues		Total Taxes for Rate Computation	8,965,235.14
General Administration (other)	1,701,395.98	State and Local Fiscal Assistance Act Utilized		Special District Taxes	
JUDICIARY		Sale of Acquired Property		Bank Corp. Taxes	
Municipal Courts	125,030.59	Other Miscellaneous Revenues		Added and Omitted Taxes	17,123.97
PUBLIC SAFETY		Total		Total Taxes Levied - ABSTRACT	8,896,009.11
Fire Protection	252,900.00	Prior Years Surplus Appropriated		Total Taxes Billed	8,994,671.49
Police Protection	1,445,046.11	REVENUES TOTAL		1991 TAXES COLLECTED	8,322,745.94
Civil Defense & Disaster Control	1,785.00	Reserve For Uncollected Taxes		1991 Taxes Cancelled, Abated or Adjusted	93,952.43
Environmental Inspection & Control	63,229.92	CAPITAL OUTLAY TOTAL		Transfer to Tax Title Liens or Foreclosed	17,318.01
Other Public Safety				Balance Outstanding Dec. 31, 1991	560,655.17
PUBLIC WORKS		Public Enterprises		PRIOR YEARS TAXES OUTSTANDING	
Streets and Drainage	1,051,444.43	Recreation-Culture		Balance January 1, 1991	280,136.06
Sewers and Sewage Processing	1,228,236.96	Public Works		Collected in 1991	251,882.87
Garbage and Trash Disposal	1,122,711.67	Buildings and Grounds		Cancelled, Abated or Adjusted 1991	
Public Buildings and Grounds	107,601.59	Library and Education		Transfers to Tax Title Liens or Foreclosed	
Other Public Works	65,000.00	Conservation		Balance December 31, 1991	28,253.19
HEALTH and WELFARE		All Other		TAX TITLE LIENS OUTSTANDING	
Health Services Except Environmental	44,503.15	CAPITAL DEBT AUTHORIZED, DECEMBER 31, 1991		Balance January 1, 1991	475,661.04
Welfare-Public Assistance	13,025.00	ISSUED AND UNISSUED GROSS DEBT NET DEBT		Transfer From Taxes	17,318.01
Hospital, Clinics, First Aid		School 231,816		Redeemed in 1991	24,976.20
Animal, Insect, & Rodent Control		Self-Liquidating		Cancelled, Abated or Adjusted (1991)	
Other Welfare Services		Other 6,368,074		Transfers to Foreclosed Property	
RECREATION and CONSERVATION		Total 6,599,890		Balance December 31, 1991	468,002.85
Beaches and Boardwalks		ISSUED AND OUTSTANDING		PROPERTY ACQUIRED BY DEED OR	
Parks, Playgrounds, Shode Trees	15,000.00	School 231,816.84		FORECLOSURE	
Land Reclamation & Conservation	33,391.00	Self-Liquidating		Balance January 1, 1991	3,000.00
Other Recreational Services	86,827.11	Other 3,469,825.00		Transfers From Taxes or Liens	
EDUCATION (exclusing schools)		Total 3,701,641.84		Sale for Cash (1991)	
Libraries	174,915.00	EQUALIZED VALUATION BASIS		Cancelled, Abated or Adjusted (1991)	
Other Educational Services		FOR NET DEBT COMPUTATION		Balance December 31, 1991	3,000.00
STATUTORY EXPENDITURES		REAL PROPERTY VALUATIONS		CURRENT FINANCES DECEMBER 31, 1991	
Pensions & F. I. C. A.	489,209.71	Code Class # of Parcels % VAL'N ASSESSED VALUATION		ASSETS	
Employee Fringe Benefits	273,800.00	1 Vacant Land 143 10.54 53,899,700.00		Cash Dec. 31, 1991	112,135.46
Other Statutory Expenditures		2 Residential 1891 23.76 121,538,000.00		Taxes Receivable	588,908.36
CETA And Other Public Employment Programs		3 Farm 107,430,200.00		Tax Title Liens	468,002.85
MUNICIPAL FUNCTIONS TOTAL	8,720,455.29	4a Commercial 122 21.00 205,529,200.00		Foreclosed Property	3,000.00
CAPITAL IMPROVEMENTS *MEMO*	25,000.00	4b Industrial 37 4.52 23,112,100.00		Emergencies & Other Deferred Charges	1,104,038.54
DEBT SERVICE		Total 2305 511,509,200.00		State and Federal Aid Receivable	
Principal Payments	100,000.00	Land Area 3.70 Sq. Miles		Other Receivables	176,020.65
Interest Payments	153,229.23	Net Valuation Taxable-Municipal		Total	2,452,105.86
DEFERRED CHARGES	337,602.58	Net Valuation Taxable-County		LIABILITIES, RESERVES, AND SURPLUS	
SCHOOL COUNTY, SPECIAL DISTRICT TAXES	8,208,095.19	State Equalized Valuation		Cash Liabilities	625,378.81
RESERVE FOR UNCOLLECTED TAXES	339,401.13	State Equalization Ratio		Reserves for Receivables	1,235,931.86
EXPENDITURES TOTAL	17,853,783.42			Surplus Dec. 31, 1991	590,795.19
				Total	2,452,105.86

1101
Population 1980 21,041
Population 1990 22,353
S & P Rating
Moody Rating A

General Tax Rate Per \$100. 2.74
State Equalized Tax Rate 2.70

EAST WINDSOR TOWNSHIP - MERCER CO.
Form of Government
Council-Manager Plan E (OMCL 50)
Number of Members - 7

PER CAPITA:
Gross Debt 401.89
Net Debt 240.35
Debt Service 54.84
Total Tax Levy 1,448.62
Municipal Expenditures 472.39
PER CENT:
Gross Debt .74
Net Debt .44
Tax Levy Collected 95.05
Tax Levy Cancelled, Abated or Adjusted 1.32

EXPENDITURES		REVENUES-REALIZED		1991 PROPERTY TAX	
GENERAL GOVERNMENT				STATE EQUALIZED TAX RATE	
Governing Body & Public Boards	190,577.50			Local District School Taxes	
Municipal Clerk	121,157.00			Regional & Consolidated School Tax 1.74	
Financial Administration	287,431.00			School Taxes in Municipal Budget	
Assessment of Taxes	80,202.00			County Taxes .50	
Collection of Taxes				County Library Taxes .04	
Planning, Housing & Development	79,875.00			Local Municipal Purpose Taxes .42	
Human Resources	100,508.68			Veteran & Senior Citizen Taxes	
Elections	8,160.00			Total Taxes for Rate Computation 2.70	
General Administration (other)	1,501,433.00			Special District Taxes	
JUDICIARY				Bank Corp. Taxes	
Municipal Courts	158,036.72			Added and Omitted Taxes	
PUBLIC SAFETY				Total Taxes Levied - ABSTRACT	
Fire Protection	160,605.00			Total Taxes Billed	
Police Protection	2,678,828.96			1991 TAXES COLLECTED	
Civil Defense & Disaster Control	4,023.78			1991 Taxes Cancelled, Abated or Adjusted	
Environmental Inspection & Control	144,382.00			Transfer to Tax Title Liens or Foreclosed	
Other Public Safety				Balance Outstanding Dec. 31, 1991	
PUBLIC WORKS				PRIOR YEARS TAXES OUTSTANDING	
Streets and Drainage	330,230.00			Balance January 1, 1991	
Sewers and Sewage Processing				Collected in 1991	
Garbage and Trash Disposal				Cancelled, Abated or Adjusted 1991	
Public Buildings and Grounds	353,952.00			Transfers to Tax Title Liens or Foreclosed	
Other Public Works	264,045.00			Balance December 31, 1991	
HEALTH and WELFARE				TAX TITLE LIENS OUTSTANDING	
Health Services Except Environmental	285,728.00			Balance January 1, 1991	
Welfare-Public Assistance	26,812.00			Transfer From Taxes	
Hospital, Clinics, First Aid				Redeemed in 1991	
Animal, Insect, & Rodent Control	35,962.00			Cancelled, Abated or Adjusted (1991)	
Other Welfare Services				Transfers to Foreclosed Property	
RECREATION and CONSERVATION				Balance December 31, 1991	
Beaches and Boardwalks				PROPERTY ACQUIRED BY DEED OR FORECLOSURE	
Parks, Playgrounds, Shade Trees	116,881.00			Balance January 1, 1991	
Land Reclamation & Conservation	3,225.00			Transfers From Taxes or Liens	
Other Recreational Services	93,106.00			Sale for Cash (1991)	
EDUCATION (excluding schools)				Cancelled, Abated or Adjusted (1991)	
Libraries				Balance December 31, 1991	
Other Educational Services	1,500.00			CURRENT FINANCES DECEMBER 31, 1991	
STATUTORY EXPENDITURES				ASSETS	
Pensions & F. L. C. A.	742,928.00			Cash Dec. 31, 1991	
Employee Fringe Benefits				Taxes Receivable	
Other Statutory Expenditures	27,136.64			Tax Title Liens	
CETA And Other Public Employment Programs				Foreclosed Property	
MUNICIPAL FUNCTIONS TOTAL	7,796,841.28			Emergencies & Other Deferred Charges	
CAPITAL IMPROVEMENTS *MEMO*	90,000.00			State and Federal Aid Receivable	
DEBT SERVICE				Other Receivables	
Principal Payments	850,000.00			Total	
Interest Payments	375,806.60			LIABILITIES, RESERVES, AND SURPLUS	
DEFERRED CHARGES	151,694.56			Cash Liabilities	
SCHOOL, COUNTY, SPECIAL DISTRICT TAXES	27,477,269.12			Reserves for Receivables	
RESERVE FOR UNCOLLECTED TAXES	1,385,000.00			Surplus Dec. 31, 1991	
EXPENDITURES TOTAL	38,036,611.56			Total	

0311
Population 1980 3,814
Population 1990 4,962
S & P Rating
Moody Rating A

General Tax Rate Per \$100.

2.13
State Equalized Tax Rate
2.09

EASTAMPTON TWP. - BURLINGTON COUNTY
Form of Government
Council-Manager Plan E (OMCL 50)
Number of Members - 3

PER CAPITA:

Gross Debt 524.43
Net Debt 233.71
Debt Service 33.26
Total Tax Levy 865.15
Municipal Expenditures 454.47

PER CENT:

Gross Debt 1.52
Net Debt .68
Tax Levy Collected 97.07
Tax Levy Cancelled, Abated or Adjusted .42

EXPENDITURES		REVENUES-REALIZED		1991 PROPERTY TAX	
GENERAL GOVERNMENT				STATE EQUALIZED TAX RATE	
Governing Body & Public Boards		1991 Property Taxes Collected	4,306,092.00	Local District School Taxes	1,461,975.00
Municipal Clerk		1991 Payments in Lieu of Taxes		Regional & Consolidated School Tax	692,818.43
Financial Administration	42,261.00	Delinquent Tax & Lien Collections	132,065.00	School Taxes in Municipal Budget	
Assessment of Taxes	29,782.00	Business Personalty Replacement Taxes	17,259.00	County Taxes	1,065,573.67
Collection of Taxes	29,895.00	Taxes from Public Utilities	294,477.00	County Library Taxes	64,825.78
Planning, Hausing & Development	84,495.00	Other Miscellaneous Tax Revenues		Local Municipal Purpose Taxes	823,324.00
Human Resources	103,372.00	State Aid Revenues	250,573.00	Veteran & Senior Citizen Taxes	20,650.00
Elections	1,650.00	Federal Aid Revenues		Total Taxes for Rate Computation	4,129,166.88
General Administration (other)	374,548.00	State and Local Fiscal Assistance Act Utilized		Special District Taxes	182,945.00
JUDICIARY		Sale of Acquired Property		Bank Corp. Taxes	
Municipal Courts	66,070.00	Other Miscellaneous Revenues	412,767.00	Added and Omitted Taxes	1,435.48
PUBLIC SAFETY		Total	5,413,233.00	Total Taxes Levied - ABSTRACT	4,292,897.36
Fire Protection	4,404.00	Prior Years Surplus Appropriated	478,000.00	Total Taxes Billed	4,435,931.00
Police Protection	553,713.00	REVENUES TOTAL	5,891,233.00	1991 TAXES COLLECTED	4,306,092.00
Civil Defense & Disaster Control	2,040.00	Reserve For Uncollected Taxes	136,513.00	1991 Taxes Cancelled, Abated or Adjusted	18,697.00
Environmental Inspection & Control	103,972.00	CAPITAL OUTLAY TOTAL	710,436.00	Transfer to Tax Title Liens or Foreclosed	15,854.00
Other Public Safety				Balance Outstanding Dec. 31, 1991	95,288.00
PUBLIC WORKS				PRIOR YEARS TAXES OUTSTANDING	
Streets and Drainage	28,944.00	Public Enterprises		Balance January 1, 1991	140,762.00
Sewers and Sewage Processing	1,200.00	Recreation-Culture	27,035.00	Collected in 1991	132,815.00
Garbage and Trash Disposal	222,328.00	Public Works		Cancelled, Abated or Adjusted 1991	10.00
Public Buildings and Grounds		Buildings and Grounds	683,401.00	Transfers to Tax Title Liens or Foreclosed	7,084.00
Other Public Works	89,615.00	Library and Education		Balance December 31, 1991	853.00
HEALTH and WELFARE		Conservation		TAX TITLE LIENS OUTSTANDING	
Health Services Except Environmental		All Other		Balance January 1, 1991	23,344.00
Welfare-Public Assistance	3,544.00	CAPITAL DEBT AUTHORIZED, DECEMBER 31, 1991		Transfer From Taxes	24,961.00
Hospital, Clinics, First Aid		ISSUED AND UNISSUED		Redeemed in 1991	
Animal, Insect, & Rodent Control		School	1,437,116	Cancelled, Abated or Adjusted (1991)	
Other Welfare Services		Self-Liquidating		Transfers to Foreclosed Property	
RECREATION and CONSERVATION		Other	1,159,687	Balance December 31, 1991	48,305.00
Beaches and Boardwalks		Total	2,602,213	PROPERTY ACQUIRED BY DEED OR	
Parks, Playgrounds, Shade Trees	19,662.00			FORECLOSURE	
Land Reclamation & Conservation	2,000.00	ISSUED AND OUTSTANDING		Balance January 1, 1991	
Other Recreational Services		School	1,437,116.42	Transfers From Taxes or Liens	
EDUCATION (excluding schools)		Self-Liquidating		Sale for Cash (1991)	
Libraries		Other	1,161,868.00	Cancelled, Abated or Adjusted (1991)	
Other Educational Services		Total	2,598,984.42	Balance December 31, 1991	
STATUTORY EXPENDITURES		EQUALIZED VALUATION BASIS		CURRENT FINANCES DECEMBER 31, 1991	
Pensions & F. L. C. A.	139,534.00	FOR NET DEBT COMPUTATION	171,754,480	ASSETS	
Employee Fringe Benefits		REAL PROPERTY VALUATIONS		Cash Dec. 31, 1991	797,298.00
Other Statutory Expenditures	6,706.00	Code Class # of Parcels % VAL'N		Taxes Receivable	96,891.00
CETA And Other Public Employment Programs		1 Vacant Land 415 6.18	11,863,459.00	Tax Title Liens	48,305.00
MUNICIPAL FUNCTIONS TOTAL	1,909,735.00	2 Residential 1269 77.16	148,139,491.00	Foreclosed Property	
CAPITAL IMPROVEMENTS * 4E10 *		3 Farm 75 1.91	3,672,010.00	Emergencies & Other Deferred Charges	50,895.00
DEBT SERVICE		4a Commercial 27 5.31	10,194,200.00	State and Federal Aid Receivable	5,296.00
Principal Payments	70,009.00	4b Industrial 5 .64	1,233,600.00	Other Receivables	65,160.00
Interest Payments	95,028.00	4c Apartments 5 8.79	16,882,700.00	Total	1,063,845.00
DEFERRED CHARGES	43,814.00	Total 1796	191,985,460.00	LIABILITIES, RESERVES, AND SURPLUS	
SCHOOL, COUNTY, SPECIAL DISTRICT TAXES	3,468,137.88	Land Area 5.63 Sq. Miles		Cash Liabilities	260,069.00
RESERVE FOR UNCOLLECTED TAXES	136,513.00	Net Valuation Taxable-Municipal	193,350,593	Reserves for Receivables	210,356.00
EXPENDITURES TOTAL	5,723,236.88	Net Valuation Taxable-County	193,761,843	Surplus Dec. 31, 1991	593,420.00
		State Equalized Valuation	196,929,419	Total	1,063,845.00
		State Equalization Ratio	98.17		

1311
Population 1980 12,703
Population 1990 13,800
S & P Rating
Moody Rating A1

General Tax Rate Per \$100. 2.06
State Equalized Tax Rate 2.00

EATONTOWN BOROUGH - MONMOUTH CO.
Form of Government
Borough Council
Number of Members - 6

PER CAPITA:
Gross Debt 1,001.21
Net Debt 921.50
Debt Service 86.91
Total Tax Levy 1,395.52
Municipal Expenditures 777.61
PER CENT:
Gross Debt 1.44
Net Debt 1.33
Tax Levy Collected 93.52
Tax Levy Cancelled, Abated or Adjusted .95

EXPENDITURES		REVENUES-REALIZED		1991 PROPERTY TAX	
GENERAL GOVERNMENT				STATE EQUALIZED TAX RATE	
Governing Body & Public Boards		1991 Property Taxes Collected	18,010,247.90	Local District School Taxes .66	6,388,902.00
Municipal Clerk		1991 Payments in Lieu of Taxes	100,000.00	Regional & Consolidated School Tax .42	4,043,656.47
Financial Administration	98,584.00	Delinquent Tax & Lien Collections	528,018.81	School Taxes in Municipal Budget	
Assessment of Taxes	89,836.00	Business Personalty Replacement Taxes	250,471.68	County Taxes .41 *	3,952,751.65
Collection of Taxes	56,837.00	Taxes from Public Utilities	895,654.51	County Library Taxes .02	146,408.51
Planning, Housing & Development	109,527.00	Other Miscellaneous Tax Revenues		Local Municipal Purpose Taxes .49	4,685,277.77
Human Resources	18,701.00	State Aid Revenues	647,618.34	Veteran & Senior Citizen Taxes	54,400.00
Elections	3,100.00	Federal Aid Revenues		Total Taxes for Rate Computation 2.00	19,271,396.40
General Administration (other)	791,126.04	State and Local Fiscal Assistance Act Utilized		Special District Taxes	
JUDICIARY		Sale of Acquired Property		Bank Corp. Taxes	
Municipal Courts	142,852.00	Other Miscellaneous Revenues	1,336,513.59	Added and Omitted Taxes	41,163.40
PUBLIC SAFETY		Total	21,768,524.83	Total Taxes Levied - ABSTRACT	19,258,159.80
Fire Protection	256,068.00	Prior Years Surplus Appropriated	2,710,000.00	Total Taxes Billed	19,258,159.80
Police Protection	2,100,704.00	REVENUES TOTAL	24,478,524.83	1991 TAXES COLLECTED	18,010,247.90
Civil Defense & Disaster Control	6,800.00	Reserve For Uncollected Taxes	1,827,367.81	1991 Taxes Cancelled, Abated or Adjusted	183,871.90
Environmental Inspection & Control	150,676.06	CAPITAL OUTLAY TOTAL	2,213,338.59	Transfer to Tax Title Liens or Foreclosed	149,510.64
Other Public Safety				Balance Outstanding Dec. 31, 1991	914,529.36
PUBLIC WORKS				PRIOR YEARS TAXES OUTSTANDING	
Streets and Drainage	1,192,312.73	Public Enterprises		Balance January 1, 1991	786,722.84
Sewers and Sewage Processing		Recreation-Culture	1,502,013.34	Collected in 1991	526,099.27
Garbage and Trash Disposal		Public Works	231,798.00	Cancelled, Abated or Adjusted 1991	92,230.41
Public Buildings and Grounds	245,651.59	Buildings and Grounds	479,527.25	Transfers to Tax Title Liens or Foreclosed	31,838.64
Other Public Works	75,000.00	Library and Education		Balance December 31, 1991	136,554.52
HEALTH and WELFARE		Conservation		TAX TITLE LIENS OUTSTANDING	
Health Services Except Environmental	110,713.00	All Other		Balance January 1, 1991	3,061.28
Welfare-Public Assistance	93,847.00	CAPITAL DEBT AUTHORIZED, DECEMBER 31, 1991		Transfer From Taxes	185,924.43
Hospital, Clinics, First Aid		ISSUED AND UNISSUED		Redeemed in 1991	1,919.54
Animal, Insect, & Rodent Control	3,500.00	School	1,100,000.00	Cancelled, Abated or Adjusted (1991)	
Other Welfare Services		Self-Liquidating		Transfers to Foreclosed Property	
RECREATION and CONSERVATION		Other	12,716,757	Balance December 31, 1991	187,066.17
Beaches and Boardwalks		Total	13,816,757	PROPERTY ACQUIRED BY DEED OR FORECLOSURE	
Parks, Playgrounds, Shade Trees	318,336.00	ISSUED AND OUTSTANDING		Balance January 1, 1991	346,110.00
Land Reclamation & Conservation	224,582.00	School	1,100,000.00	Transfers From Taxes or Liens	
Other Recreational Services	297,788.00	Self-Liquidating		Sale for Cash (1991)	
EDUCATION (excluding schools)		Other	2,385,000.00	Cancelled, Abated or Adjusted (1991)	
Libraries	43,265.00	Total	3,485,000.00	Balance December 31, 1991	346,110.00
Other Educational Services	3,972.00	EQUALIZED VALUATION BASIS		CURRENT FINANCES DECEMBER 31, 1991	
STATUTORY EXPENDITURES		FOR NET DEBT COMPUTATION	959,693,916	ASSETS	
Pensions & F.I.C.A.	526,808.96	REAL PROPERTY VALUATIONS		Cash Dec. 31, 1991	3,970,317.69
Employee Fringe Benefits	648,500.00	Code Class # of Parcels % VAL'N		Taxes Receivable	1,051,083.88
Other Statutory Expenditures		1 Vacant Land 398 4.46	40,978,200.00	Tax Title Liens	187,066.17
CETA And Other Public Employment Programs		2 Residential 2402 35.69	328,007,900.00	Foreclosed Property	346,110.00
MUNICIPAL FUNCTIONS TOTAL	7,609,087.38	3 Farm 4 .01	129,300.00	Emergencies & Other Deferred Charges	11,162.49
CAPITAL IMPROVEMENTS *MEMO*	81,162.47	4a Commercial 168 38.75	356,169,000.00	State and Federal Aid Receivable	66,297.62
DEBT SERVICE		4b Industrial 41 10.45	96,023,700.00	Other Receivables	88,610.19
Principal Payments	535,500.00	4c Apartments 20 10.64	97,768,400.00	Total	5,714,648.04
Interest Payments	663,919.62	Total 3033	919,076,500.00	LIABILITIES, RESERVES, AND SURPLUS	
DEFERRED CHARGES	95,201.54	Land Area 5.30 Sq. Miles		Cash Liabilities	1,341,093.26
SCHOOL, COUNTY, SPECIAL DISTRICT TAXES	14,531,718.63	Net Valuation Taxable-Municipal	931,572,176	Reserves for Receivables	1,666,970.24
RESERVE FOR UNCOLLECTED TAXES	1,827,367.81	Net Valuation Taxable-County	997,967,268	Surplus Dec. 31, 1991	2,706,584.54
EXPENDITURES TOTAL	25,262,794.98	State Equalized Valuation	960,485,877	Total	5,714,648.04
		State Equalization Ratio	96.95		

0213
 Population 1980 4,628
 Population 1990 5,001
 S & P Rating
 Moody Rating AAA

General Tax Rate Per \$100. 1.39
 State Equalized Tax Rate 1.29

EDGEWATER BOROUGH - BERGEN COUNTY
 Form of Government
 Borough Council
 Number of Members - 6

PER CAPITA:
 Gross Debt 5,978.23
 Net Debt 745.22
 Debt Service 83.40
 Total Tax Levy 1,822.63
 Municipal Expenditures 2,021.04
 PER CENT:
 Gross Debt 4.29
 Net Debt .54
 Tax Levy Collected 89.46
 Tax Levy Cancelled, Abated or Adjusted .19

EXPENDITURES		REVENUES-REALIZED		1991 PROPERTY TAX	
GENERAL GOVERNMENT				STATE EQUALIZED TAX RATE → .40	
Governing Body & Public Boards	23,000.00	1991 Property Taxes Collected	9,190,035.06	Local District School Taxes	2,817,105.50
Municipal Clerk		1991 Payments in Lieu of Taxes		Regional & Consolidated School Tax	
Financial Administration	69,500.00	Delinquent Tax & Lien Collections	326,265.89	School Taxes in Municipal Budget	
Assessment of Taxes	48,470.16	Business Personalty Replacement Taxes	767,547.00	County Taxes	1,705,739.66
Collection of Taxes	58,634.09	Taxes from Public Utilities	282,291.00	County Library Taxes	
Planning, Housing & Development	42,848.00	Other Miscellaneous Tax Revenues		Local Municipal Purpose Taxes	4,477,837.48
Human Resources	127,380.00	State Aid Revenues	234,728.72	Veteran & Senior Citizen Taxes	26,250.00
Elections	2,140.00	Federal Aid Revenues		Total Taxes for Rate Computation	9,026,932.64
General Administration (other)	2,932,960.55	State and Local Fiscal Assistance Act Utilized		Special District Taxes	
JUDICIARY		Sale of Acquired Property		Bank Corp. Taxes	
Municipal Courts	83,567.94	Other Miscellaneous Revenues	2,497,307.53	Added and Omitted Taxes	114,314.09
PUBLIC SAFETY		Total	12,298,175.20	Total Taxes Levied - ABSTRACT	9,114,996.73
Fire Protection	954,966.56	Prior Years Surplus Appropriated	1,404,150.00	Total Taxes Billed	9,155,377.23
Police Protection	1,517,257.58	REVENUES TOTAL	13,702,325.20	1991 TAXES COLLECTED	8,190,035.06
Civil Defense & Disaster Control	3,610.00	Reserve For Uncollected Taxes	548,000.00	1991 Taxes Cancelled, Abated or Adjusted	17,815.63
Environmental Inspection & Control	157,470.22	CAPITAL OUTLAY TOTAL	1,613,909.31	Transfer to Tax Title Liens or Foreclosed	158,161.13
Other Public Safety				Balance Outstanding Dec. 31, 1991	789,365.41
PUBLIC WORKS				PRIOR YEARS TAXES OUTSTANDING	
Streets and Drainage	716,473.67	Public Enterprises		Balance January 1, 1991	261,846.17
Sewers and Sewage Processing		Recreation-Culture		Collected in 1991	92,738.77
Garbage and Trash Disposal	618,495.44	Public Works	217,783.34	Cancelled, Abated or Adjusted 1991	
Public Buildings and Grounds	123,800.00	Buildings and Grounds	1,396,125.97	Transfers to Tax Title Liens or Foreclosed	83,415.84
Other Public Works		Library and Education		Balance December 31, 1991	85,691.56
HEALTH and WELFARE		Conservation		TAX TITLE LIENS OUTSTANDING	
Health Services Except Environmental	45,908.09	All Other		Balance January 1, 1991	362,098.03
Welfare-Public Assistance	40,521.53	CAPITAL DEBT AUTHORIZED, DECEMBER 31, 1991		Transfer From Taxes	241,576.97
Hospital, Clinics, First Aid		ISSUED AND UNISSUED		Redeemed in 1991	233,527.12
Animal, Insect, & Rodent Control	4,635.00	School		Cancelled, Abated or Adjusted (1991)	
Other Welfare Services		Self-Liquidating		Transfers to Foreclosed Property	
RECREATION and CONSERVATION		Other	29,897,116	Balance December 31, 1991	370,147.88
Beaches and Boardwalks		Total	29,897,116	PROPERTY ACQUIRED BY DEED OR FORECLOSURE	
Parks, Playgrounds, Shade Trees	8,607.58	ISSUED AND OUTSTANDING		Balance January 1, 1991	382,175.00
Land Reclamation & Conservation	85,918.72	School		Transfers From Taxes or Liens	
Other Recreational Services	137,916.04	Self-Liquidating		Sale for Cash (1991)	
EDUCATION (excluding schools)		Other	29,635,252.00	Cancelled, Abated or Adjusted (1991)	
Libraries	161,345.00	Total	29,635,252.00	Balance December 31, 1991	382,175.00
Other Educational Services		EQUALIZED VALUATION BASIS		CURRENT FINANCES DECEMBER 31, 1991	
STATUTORY EXPENDITURES		FOR NET DEBT COMPUTATION	696,277,092	ASSETS	
Pensions & F. L. C. A.	620,105.22	REAL PROPERTY VALUATIONS		Cash Dec. 31, 1991	3,898,619.19
Employee Fringe Benefits	521,828.81	Code Class # of Parcels % VAL'N		Taxes Receivable	875,056.97
Other Statutory Expenditures		1 Vacant Land 535 10.71	69,576,700.00	Tax Title Liens	370,147.88
CETA And Other Public Employment Programs		2 Residential 1834 58.08	377,277,200.00	Foreclosed Property	382,175.00
MUNICIPAL FUNCTIONS TOTAL	9,112,430.20	3 Farm		Emergencies & Other Deferred Charges	660,157.19
CAPITAL IMPROVEMENTS *MEMO*	25,000.00	4a Commercial 73 11.00	71,476,310.00	State and Federal Aid Receivable	33,288.99
DEBT SERVICE		4b Industrial 30 16.10	104,615,500.00	Other Receivables	925,986.26
Principal Payments	80,000.00	4c Apartments 42 4.10	26,653,200.00	Total	7,145,431.48
Interest Payments	337,099.21	Total	649,598,910.00	LIABILITIES, RESERVES, AND SURPLUS	
DEFERRED CHARGES		Land Area .70 Sq. Miles		Cash Liabilities	4,492,664.45
SCHOOL COUNTY, SPECIAL DISTRICT TAXES	4,522,845.16	Net Valuation Taxable-Municipal	650,436,197	Reserves for Receivables	2,553,366.11
RESERVE FOR UNCOLLECTED TAXES	548,000.00	Net Valuation Taxable-County	802,325,604	Surplus Dec. 31, 1991	99,400.92
EXPENDITURES TOTAL	14,630,086.05	State Equalized Valuation	700,760,690	Total	7,145,431.48
		State Equalization Ratio	92.81		

0312
 Population 1980 9,273
 Population 1990 8,388
 S & P Rating
 Moody Rating A
 General Tax Rate Per \$100. 3.45
 State Equalized Tax Rate 1.98

EDGEWATER PARK TWP. - BURLINGTON CO.
 Form of Government
 Township Committee
 Number of Members - 5

PER CAPITA:
 Gross Debt 162.31
 Net Debt 99.12
 Debt Service 32.40
 Total Tax Levy 750.12
 Municipal Expenditures 337.04
 PER CENT:
 Gross Debt .47
 Net Debt .29
 Tax Levy Collected 95.27
 Tax Levy Cancelled, Abated or Adjusted .13

EXPENDITURES		REVENUES-REALIZED		1991 PROPERTY TAX	
GENERAL GOVERNMENT				STATE EQUALIZED TAX RATE 1.11	
Governing Body & Public Boards	2,800.00	1991 Property Taxes Collected	5,996,353.39	Local District School Taxes	3,391,291.78
Municipal Clerk		1991 Payments in Lieu of Taxes		Regional & Consolidated School Tax	
Financial Administration	28,730.00	Delinquent Tax & Lien Collections	219,657.51	School Taxes in Municipal Budget	
Assessment of Taxes	11,448.00	Business Personalty Replacement Taxes	99,527.32	County Taxes	1,632,053.45
Collection of Taxes	48,873.00	Taxes from Public Utilities	418,649.00	County Library Taxes	100,004.22
Planning, Housing & Development	16,906.00	Other Miscellaneous Tax Revenues		Local Municipal Purpose Taxes	948,243.00
Human Resources	147,392.69	State Aid Revenues	493,270.32	Veteran & Senior Citizen Taxes	62,200.00
Elections		Federal Aid Revenues		Total Taxes for Rate Computation	6,133,792.45
General Administration (other)	328,606.00	State and Local Fiscal Assistance Act Utilized		Special District Taxes	195,570.00
JUDICIARY		Sale of Acquired Property		Bank Corp. Taxes	
Municipal Courts	57,214.00	Other Miscellaneous Revenues	417,134.46	Added and Omitted Taxes	24,871.26
PUBLIC SAFETY		Total	7,644,592.00	Total Taxes Levied - ABSTRACT	6,292,033.71
Fire Protection	1,877.00	Prior Years Surplus Appropriated	400,000.00	Total Taxes Billed	6,293,846.66
Police Protection	619,565.70	REVENUES TOTAL	8,044,592.00	1991 TAXES COLLECTED	5,996,353.39
Civil Defense & Disaster Control	700.00	Reserve For Uncollected Taxes	397,099.60	1991 Taxes Cancelled, Abated or Adjusted	8,138.90
Environmental Inspection & Control	47,515.00	CAPITAL OUTLAY TOTAL	264,739.05	Transfer to Tax Title Liens or Foreclosed	15,040.74
Other Public Safety				Balance Outstanding Dec. 31, 1991	274,313.63
PUBLIC WORKS				PRIOR YEARS TAXES OUTSTANDING	
Streets and Drainage	216,535.00	Public Enterprises		Balance January 1, 1991	288,844.44
Sewers and Sewage Processing		Recreation-Culture	5,868.05	Collected in 1991	219,657.51
Garbage and Trash Disposal	243,500.00	Public Works	224,634.43	Cancelled, Abated or Adjusted 1991	
Public Buildings and Grounds	40,100.00	Buildings and Grounds	34,236.57	Transfers to Tax Title Liens or Foreclosed	
Other Public Works	5,300.00	Library and Education		Balance December 31, 1991	69,186.93
HEALTH and WELFARE		Conservation		TAX TITLE LIENS OUTSTANDING	
Health Services Except Environmental	2,975.00	All Other		Balance January 1, 1991	74,289.82
Welfare-Public Assistance	13,715.00	CAPITAL DEBT AUTHORIZED, DECEMBER 31, 1991		Transfer From Taxes	15,040.74
Hospital, Clinics, First Aid		ISSUED AND UNISSUED GROSS DEBT NET DEBT		Redeemed in 1991	
Animal, Insect, & Rodent Control		School 530,000		Cancelled, Abated or Adjusted (1991)	
Other Welfare Services		Self-Liquidating		Transfers to Foreclosed Property	
RECREATION and CONSERVATION		Other 831,415	831,415	Balance December 31, 1991	89,330.56
Beaches and Boardwalks		Total 1,361,415	831,415	PROPERTY ACQUIRED BY DEED OR	
Parks, Playgrounds, Shade Trees	1,300.00	ISSUED AND OUTSTANDING		FORECLOSURE	
Land Reclamation & Conservation	12,468.00	School	385,000.00	Balance January 1, 1991	9,300.00
Other Recreational Services	14,700.00	Self-Liquidating		Transfers From Taxes or Liens	
EDUCATION (excluding schools)		Other	360,289.51	Sale for Cash (1991)	
Libraries	1,500.00	Total	745,289.51	Cancelled, Abated or Adjusted (1991)	
Other Educational Services		EQUALIZED VALUATION BASIS		Balance December 31, 1991	9,300.00
STATUTORY EXPENDITURES		FOR NET DEBT COMPUTATION	287,929,233	CURRENT FINANCES DECEMBER 31, 1991	
Pensions & F. L. C. A.	126,279.00	REAL PROPERTY VALUATIONS		ASSETS	
Employee Fringe Benefits	149,117.10	Code Class # of Parcels % VAL'N	ASSESSED VALUATION	Cash Dec. 31, 1991	1,605,928.48
Other Statutory Expenditures	3,600.00	1 Vacant Land 125 2.06	3,618,100.00	Taxes Receivable	343,500.56
CETA And Other Public Employment Programs		2 Residential 2172 72.87	127,759,364.00	Tax Title Liens	89,330.56
MUNICIPAL FUNCTIONS TOTAL	2,142,716.49	3 Farm 17 .29	508,800.00	Foreclosed Property	9,300.00
CAPITAL IMPROVEMENTS *MEMO*	13,000.00	4a Commercial 64 14.17	24,846,500.00	Emergencies & Other Deferred Charges	34,800.00
DEBT SERVICE		4b Industrial 10 1.89	3,314,600.00	State and Federal Aid Receivable	
Principal Payments	231,802.68	4c Apartments 5 8.72	15,282,400.00	Other Receivables	227,243.60
Interest Payments	39,947.10	Total 2393	175,329,764.00	Total	2,310,103.20
DEFERRED CHARGES	15,530.71	Land Area 2.86 Sq. Miles		LIABILITIES, RESERVES, AND SURPLUS	
SCHOOL, COUNTY, SPECIAL DISTRICT TAXES	5,318,919.45	Net Valuation Taxable-Municipal	175,847,656	Cash Liabilities	1,080,923.27
RESERVE FOR UNCOLLECTED TAXES	397,099.60	Net Valuation Taxable-County	298,908,920	Reserves for Receivables	669,374.72
EXPENDITURES TOTAL	8,146,016.03	State Equalized Valuation	305,492,260	Surplus Dec. 31, 1991	559,805.20
		State Equalization Ratio	57.49	Total	2,310,103.20

1205
Population 1980 70,193
Population 1990 88,680
S & P Rating AA
Moody Rating AA

General Tax Rate Per \$100. 1.63
State Equalized Tax Rate 1.59

EDISON TOWNSHIP - MIDDLESEX COUNTY
Form of Government
Mayor-Council Plan E (OMCL 50)
Number of Members - 7

PER CAPITA:
Gross Debt 861.72
Net Debt 423.44
Debt Service 86.41
Total Tax Levy 1,379.69
Municipal Expenditures 634.10

PER CENT:
Gross Debt 1.03
Net Debt .51
Tax Levy Collected 96.95
Tax Levy Cancelled, Abated or Adjusted .11

EXPENDITURES		REVENUES-REALIZED		1991 PROPERTY TAX	
GENERAL GOVERNMENT				STATE EQUALIZED TAX RATE .95	
Governing Body & Public Boards	64,833.85	1991 Property Taxes Collected	119,882,964.21	Local District School Taxes	69,836,506.50
Municipal Clerk	113,664.45	1991 Payments in Lieu of Taxes	35,425.00	Regional & Consolidated School Tax	
Financial Administration	460,747.64	Delinquent Tax & Lien Collections	2,524,817.98	School Taxes in Municipal Budget	3,593,562.00
Assessment of Taxes	803,950.00	Business Personalty Replacement Taxes	1,328,231.00	County Taxes	27,496,583.80
Collection of Taxes	141,303.33	Taxes from Public Utilities	15,007,095.14	County Library Taxes	
Planning, Housing & Development	131,927.12	Other Miscellaneous Tax Revenues	4,695,467.06	Local Municipal Purpose Taxes	15,843,207.53
Human Resources	477,582.08	State Aid Revenues		Veteran & Senior Citizen Taxes	555,400.00
Elections		Federal Aid Revenues		Total Taxes for Rate Computation	117,325,259.83
General Administration (other)	2,614,445.40	State and Local Fiscal Assistance Act Utilized		Special District Taxes	5,566,292.88
JUDICIARY		Sale of Acquired Property	8,431,313.77	Bank Corp. Taxes	
Municipal Courts	329,800.00	Other Miscellaneous Revenues	151,905,314.16	Added and Omitted Taxes	14,537.88
PUBLIC SAFETY		Total	6,318,746.95	Total Taxes Levied - ABSTRACT	122,350,690.59
Fire Protection	7,196,736.00	Prior Years Surplus Appropriated	158,224,061.11	Total Taxes Billed	123,649,727.08
Police Protection	11,916,773.96	REVENUES TOTAL	4,100,000.00	1991 TAXES COLLECTED	119,882,964.21
Civil Defense & Disaster Control	8,800.00	Reserve For Uncollected Taxes	19,330,202.11	1991 Taxes Cancelled, Abated or Adjusted	141,748.93
Environmental Inspection & Control	849,296.00	CAPITAL OUTLAY TOTAL		Transfer to Tax Title Liens or Foreclosed	371,898.42
Other Public Safety				Balance Outstanding Dec. 31, 1991	3,253,115.52
PUBLIC WORKS				PRIOR YEARS TAXES OUTSTANDING	
Streets and Drainage	2,455,050.00	Public Enterprises	176.81	Balance January 1, 1991	3,444,354.87
Sewers and Sewage Processing	300,556.53	Recreation-Culture	832,986.92	Collected in 1991	2,287,240.62
Garbage and Trash Disposal	950,000.00	Public Works	1,125,150.79	Cancelled, Abated or Adjusted 1991	624,137.90
Public Buildings and Grounds	2,636,493.12	Buildings and Grounds	14,284,705.22	Transfers to Tax Title Liens or Foreclosed	161,547.07
Other Public Works	56,521.76	Library and Education	3,087,182.37	Balance December 31, 1991	371,429.28
HEALTH and WELFARE		Conservation		TAX TITLE LIENS OUTSTANDING	
Health Services Except Environmental	704,750.00	All Other		Balance January 1, 1991	658,644.49
Welfare-Public Assistance	174,250.00	CAPITAL DEBT AUTHORIZED, DECEMBER 31, 1991		Transfer From Taxes	599,155.30
Hospital, Clinics, First Aid	14,000.00	ISSUED AND UNISSUED		Redeemed in 1991	237,577.36
Animal, Insect, & Rodent Control		School	34,077,000	Cancelled, Abated or Adjusted (1991)	
Other Welfare Services		Self-Liquidating	2,330,000	Transfers to Foreclosed Property	
RECREATION and CONSERVATION		Other	40,010,751	Balance December 31, 1991	1,020,222.43
Beaches and Boardwalks		Total	76,417,751	PROPERTY ACQUIRED BY DEED OR FORECLOSURE	
Parks, Playgrounds, Shade Trees		ISSUED AND OUTSTANDING		Balance January 1, 1991	267,229.50
Land Reclamation & Conservation	5,000.00	School	33,032,000.00	Transfers From Taxes or Liens	
Other Recreational Services	1,047,350.00	Self-Liquidating	1,225,000.00	Sale for Cash (1991)	
EDUCATION (excluding schools)		Other	34,448,000.00	Cancelled, Abated or Adjusted (1991)	
Libraries	2,158,440.00	Total	68,705,000.00	Balance December 31, 1991	267,229.50
Other Educational Services		EQUALIZED VALUATION BASIS		CURRENT FINANCES DECEMBER 31, 1991	
STATUTORY EXPENDITURES		FOR NET DEBT COMPUTATION	7,394,048,538	ASSETS	
Pensions & F.I.C.A.	4,116,166.72	REAL PROPERTY VALUATIONS		Cash Dec. 31, 1991	22,471,644.42
Employee Fringe Benefits	4,712,200.00	Code Class # of Parcels % VAL'N		Taxes Receivable	3,624,544.80
Other Statutory Expenditures		1 Vacant Land 1793 3.62	259,280,300.00	Tax Title Liens	1,020,222.43
CETA And Other Public Employment Programs		2 Residential 22335 55.41	3,971,245,100.00	Foreclosed Property	267,229.50
MUNICIPAL FUNCTIONS TOTAL	44,440,637.96	3 Farm 8 .02	1,325,900.00	Emergencies & Other Deferred Charges	11,045.02
CAPITAL IMPROVEMENTS *MEMO*	95,000.00	4a Commercial 776 13.29	952,164,100.00	State and Federal Aid Receivable	250,703.32
DEBT SERVICE		4b Industrial 317 21.14	1,515,234,500.00	Other Receivables	296,351.34
Principal Payments	4,049,370.00	4c Apartments 88 6.52	467,248,700.00	Total	27,941,740.83
Interest Payments	3,612,851.33	Total 25317	7,166,499,600.00	LIABILITIES, RESERVES, AND SURPLUS	
TYPE I SCHL DEBT *MEMO	3,719,534.50	Land Area 30.65 Sq. Miles		Cash Liabilities	18,145,172.28
DEFERRED CHARGES	28,460.00	Net Valuation Taxable-Municipal	7,201,457,971	Reserves for Receivables	5,193,579.89
SCHOOL, COUNTY, SPECIAL DISTRICT TAXES	106,492,945.18	Net Valuation Taxable-County	6,924,976,679	Surplus Dec. 31, 1991	4,602,988.66
RESERVE FOR UNCOLLECTED TAXES	4,100,000.00	State Equalized Valuation	7,365,665,795	Total	27,941,740.83
EXPENDITURES TOTAL	162,724,764.47	State Equalization Ratio	97.76		

0107
 Population 1980 4,618
 Population 1990 4,583
 S & P Rating A-
 Moody Rating

General Tax Rate Per \$100. 3.26
 State Equalized Tax Rate 2.97

EGG HARBOR CITY - ATLANTIC COUNTY
 Form of Government
 Special Charter (P.L. 1858 c. 152)
 Number of Members - 9

PER CAPITA:
 Gross Debt 2,129.66
 Net Debt 618.48
 Debt Service 35.09
 Total Tax Levy 902.40
 Municipal Expenditures 680.73
 PER CENT:
 Gross Debt 7.72
 Net Debt 2.24
 Tax Levy Collected 88.15
 Tax Levy Cancelled, Abated or Adjusted .05

EXPENDITURES		REVENUES-REALIZED		1991 PROPERTY TAX	
GENERAL GOVERNMENT				STATE EQUALIZED TAX RATE	
Governing Body & Public Boards		1991 Property Taxes Collected	3,646,146.00	Local District School Taxes	1,078,813.10
Municipal Clerk		1991 Payments in Lieu of Taxes		Regional & Consolidated School Tax	752,218.88
Financial Administration	60,167.00	Delinquent Tax & Lien Collections	319,052.00	School Taxes in Municipal Budget	40,000.00
Assessment of Taxes	37,433.00	Business Personalty Replacement Taxes	62,001.00	County Taxes	619,639.55
Collection of Taxes	26,945.00	Taxes from Public Utilities	243,492.00	County Library Taxes	43,065.45
Planning, Housing & Development	21,480.00	Other Miscellaneous Tax Revenues		Local Municipal Purpose Taxes	1,591,011.00
Human Resources	81,964.00	State Aid Revenues	301,013.00	Veteran & Senior Citizen Taxes	68,300.00
Elections	2,944.00	Federal Aid Revenues		Total Taxes for Rate Computation	4,193,047.98
General Administration (other)	280,979.00	State and Local Fiscal Assistance Act Utilized		Special District Taxes	
JUDICIARY		Sale of Acquired Property		Bank Corp. Taxes	
Municipal Courts	75,757.00	Other Miscellaneous Revenues	535,845.00	Added and Omitted Taxes	10,963.00
PUBLIC SAFETY		Total	5,107,549.00	Total Taxes Levied - ABSTRACT	4,135,710.98
Fire Protection	29,560.00	Prior Years Surplus Appropriated	177,111.00	Total Taxes Billed	4,136,413.00
Police Protection	804,652.00	REVENUES TOTAL	5,284,660.00	1991 TAXES COLLECTED	3,646,146.00
Civil Defense & Disaster Control	1,950.00	Reserve For Uncollected Taxes	427,496.00	1991 Taxes Cancelled, Abated or Adjusted	2,215.00
Environmental Inspection & Control	27,754.00	CAPITAL OUTLAY TOTAL	1,001,164.00	Transfer to Tax Title Liens or Foreclosed	61,716.00
Other Public Safety				Balance Outstanding Dec. 31, 1991	426,336.00
PUBLIC WORKS				PRIOR YEARS TAXES OUTSTANDING	
Streets and Drainage	173,212.00	Public Enterprises	254,617.00	Balance January 1, 1991	385,671.00
Sewers and Sewage Processing		Recreation-Culture		Collected in 1991	306,735.00
Garbage and Trash Disposal	296,000.00	Public Works	8,179.00	Cancelled, Abated or Adjusted 1991	
Public Buildings and Grounds	101,000.00	Buildings and Grounds	698,088.00	Transfers to Tax Title Liens or Foreclosed	24,278.00
Other Public Works		Library and Education	40,280.00	Balance December 31, 1991	54,658.00
HEALTH and WELFARE		Conservation		TAX TITLE LIENS OUTSTANDING	
Health Services Except Environmental	1,569.00	All Other		Balance January 1, 1991	278,805.00
Welfare-Public Assistance	8,595.00	CAPITAL DEBT AUTHORIZED, DECEMBER 31, 1991		Transfer From Taxes	94,707.00
Hospital, Clinics, First Aid		ISSUED AND UNISSUED		Redeemed in 1991	12,317.00
Animal, Insect, & Rodent Control	6,500.00	School	966,725	Cancelled, Abated or Adjusted (1991)	
Other Welfare Services		Self-Liquidating	5,959,000	Transfers to Foreclosed Property	
RECREATION and CONSERVATION		Other	2,834,500	Balance December 31, 1991	361,195.00
Beaches and Boardwalks		Total	9,760,225	PROPERTY ACQUIRED BY DEED OR FORECLOSURE	
Parks, Playgrounds, Shade Trees	28,057.00	ISSUED AND OUTSTANDING		Balance January 1, 1991	105,493.00
Land Reclamation & Conservation	2,388.00	School	966,725.00	Transfers From Taxes or Liens	
Other Recreational Services	2,660.00	Self-Liquidating	4,889,000.00	Sale for Cash (1991)	
EDUCATION (excluding schools)		Other	1,145,000.00	Cancelled, Abated or Adjusted (1991)	
Libraries		Total	7,000,725.00	Balance December 31, 1991	105,493.00
Other Educational Services		EQUALIZED VALUATION BASIS		CURRENT FINANCES DECEMBER 31, 1991	
STATUTORY EXPENDITURES		FOR NET DEBT COMPUTATION	126,432,614	ASSETS	
Pensions & F. I. C. A.	137,096.00	REAL PROPERTY VALUATIONS		Cash Dec. 31, 1991	559,659.00
Employee Fringe Benefits	188,289.00	Code Class # of Parcels % VAL'N		Taxes Receivable	480,994.00
Other Statutory Expenditures	3,000.00	1 Vacant Land 793 2.12	2,588,900.00	Tax Title Liens	361,195.00
CETA And Other Public Employment Programs		2 Residential 1222 70.32	85,882,300.00	Foreclosed Property	105,493.00
MUNICIPAL FUNCTIONS TOTAL	2,404,951.00	3 Farm		Emergencies & Other Deferred Charges	31,263.00
CAPITAL IMPROVEMENTS *MEMO*	15,000.00	4a Commercial 151 18.65	22,773,400.00	State and Federal Aid Receivable	
DEBT SERVICE		4b Industrial 13 4.22	5,159,700.00	Other Receivables	117,073.00
Principal Payments	85,000.00	4c Apartments 12 4.68	5,721,400.00	Total	1,655,677.00
Interest Payments	75,812.00	Total	122,125,700.00	LIABILITIES, RESERVES, AND SURPLUS	
TYPE I SCHL DEBT *MEMO	33,198.00	Land Area 10.39 Sq. Miles		Cash Liabilities	242,978.00
DEFERRED CHARGES	126,508.00	Net Valuation Taxable-Municipal	126,459,982	Reserves for Receivables	1,063,972.00
SCHOOL, COUNTY, SPECIAL DISTRICT TAXES	2,533,736.98	Net Valuation Taxable-County	133,955,835	Surplus Dec. 31, 1991	348,727.00
RESERVE FOR UNCOLLECTED TAXES	427,496.00	State Equalized Valuation	138,170,666	Total	1,655,677.00
EXPENDITURES TOTAL	5,653,503.98	State Equalization Ratio	91.25		

0108
Population 1980 19,381
Population 1990 24,546
S & P Rating
Moody Rating A

General Tax Rate Per \$100. 2.54
State Equalized Tax Rate 1.76

EGG HARBOR TOWNSHIP - ATLANTIC CO.
Form of Government
Township Committee
Number of Members - 5

PER CAPITA:
Gross Debt 949.55
Net Debt 400.58
Debt Service 39.53
Total Tax Levy 1,046.66
Municipal Expenditures 616.15
PER CENT:
Gross Debt 1.78
Net Debt .75
Tax Levy Collected 90.79
Tax Levy Cancelled, Abated or Adjusted

EXPENDITURES		REVENUES-REALIZED		1991 PROPERTY TAX	
GENERAL GOVERNMENT				STATE EQUALIZED TAX RATE 1.05	
Governing Body & Public Boards	89,770.00	1991 Property Taxes Collected	23,322,587.00	Local District School Taxes	14,959,402.00
Municipal Clerk	174,175.00	1991 Payments in Lieu of Taxes		Regional & Consolidated School Tax	
Financial Administration	206,406.00	Delinquent Tax & Lien Collections	2,084,703.00	School Taxes in Municipal Budget	
Assessment of Taxes	109,110.00	Business Personalty Replacement Taxes	115,564.00	County Taxes	* 6,549,563.66
Collection of Taxes	162,796.00	Taxes from Public Utilities	5,114,310.00	County Library Taxes	.03 456,707.60
Planning, Housing & Development	176,999.00	Other Miscellaneous Tax Revenues		Local Municipal Purpose Taxes	.22 3,111,687.00
Human Resources	192,149.00	State Aid Revenues	1,066,772.00	Veteran & Senior Citizen Taxes	126,800.00
Elections	9,085.00	Federal Aid Revenues		Total Taxes for Rate Computation	1.76 25,204,160.26
General Administration (other)	1,242,000.00	State and Local Fiscal Assistance Act Utilized		Special District Taxes	
JUDICIARY		Sale of Acquired Property		Bank Corp. Taxes	
Municipal Courts	240,072.00	Other Miscellaneous Revenues	3,917,024.00	Added and Omitted Taxes	611,860.00
PUBLIC SAFETY		Total	35,620,960.00	Total Taxes Levied - ABSTRACT	25,689,220.26
Fire Protection	366,742.00	Prior Years Surplus Appropriated	2,948,619.00	Total Taxes Billed	25,689,220.00
Police Protection	3,903,481.00	REVENUES TOTAL	38,569,579.00	1991 TAXES COLLECTED	23,322,587.00
Civil Defense & Disaster Control	6,500.00	Reserve For Uncollected Taxes	2,147,552.00	1991 Taxes Cancelled, Abated or Adjusted	
Environmental Inspection & Control	387,229.00	CAPITAL OUTLAY TOTAL	2,954,075.00	Transfer to Tax Title Liens or Foreclosed	
Other Public Safety				Balance Outstanding Dec. 31, 1991	2,366,633.00
PUBLIC WORKS				PRIOR YEARS TAXES OUTSTANDING	
Streets and Drainage	736,216.00	Public Enterprises		Balance January 1, 1991	2,373,001.00
Sewers and Sewage Processing	1,181,267.00	Recreation-Culture		Collected in 1991	1,967,767.00
Garbage and Trash Disposal		Public Works	1,510,031.00	Cancelled, Abated or Adjusted 1991	
Public Buildings and Grounds	453,383.00	Buildings and Grounds	1,444,044.00	Transfers to Tax Title Liens or Foreclosed	403,097.00
Other Public Works	173,450.00	Library and Education		Balance December 31, 1991	2,137.00
HEALTH and WELFARE		Conservation		TAX TITLE LIENS OUTSTANDING	
Health Services Except Environmental	12,500.00	All Other		Balance January 1, 1991	633,858.00
Welfare-Public Assistance	59,060.00	CAPITAL DEBT AUTHORIZED, DECEMBER 31, 1991		Transfer From Taxes	453,841.00
Hospital, Clinics, First Aid		ISSUED AND UNISSUED GROSS DEBT NET DEBT		Redeemed in 1991	116,936.00
Animal, Insect, & Rodent Control	23,355.00	School 13,474,000		Cancelled, Abated or Adjusted (1991)	
Other Welfare Services		Self-Liquidating 9,831,751	9,831,751	Transfers to Foreclosed Property	
RECREATION and CONSERVATION		Other 9,831,751	9,831,751	Balance December 31, 1991	970,763.00
Beaches and Boardwalks		Total 23,305,751		PROPERTY ACQUIRED BY DEED OR FORECLOSURE	
Parks, Playgrounds, Shade Trees				Balance January 1, 1991	1,441,585.00
Land Reclamation & Conservation	16,985.00	ISSUED AND OUTSTANDING		Transfers From Taxes or Liens	
Other Recreational Services	151,475.00	School 13,474,000.00		Sale for Cash (1991)	
EDUCATION (excluding schools)		Self-Liquidating 6,998,676.00		Cancelled, Abated or Adjusted (1991)	
Libraries		Other 20,472,676.00		Balance December 31, 1991	1,441,585.00
Other Educational Services		Total		CURRENT FINANCES DECEMBER 31, 1991	
STATUTORY EXPENDITURES		EQUALIZED VALUATION BASIS FOR NET DEBT COMPUTATION	1,310,838,667	ASSETS	
Pensions & F. I. C. A.	984,602.00	REAL PROPERTY VALUATIONS		Cash Dec. 31, 1991	9,497,398.00
Employee Fringe Benefits	781,000.00	Code Class # of Parcels % VAL'N ASSESSED VALUATION		Taxes Receivable	2,368,770.00
Other Statutory Expenditures	22,000.00	1 Vacant Land 6579 11.42 111,574,000.00		Tax Title Liens	970,763.00
CETA And Other Public Employment Programs		2 Residential 7341 54.05 528,220,100.00		Foreclosed Property	1,441,585.00
MUNICIPAL FUNCTIONS TOTAL	11,861,807.00	3 Farm 69 .27 2,631,000.00		Emergencies & Other Deferred Charges	402,000.00
CAPITAL IMPROVEMENTS *MEMO*	886,000.00	4a Commercial 749 33.53 327,698,200.00		State and Federal Aid Receivable	540,843.00
DEBT SERVICE		4b Industrial		Other Receivables	397,683.00
Principal Payments	594,434.00	4c Apartments 17 .73 7,091,000.00		Total	15,619,042.00
Interest Payments	375,570.00	Total 14755 977,214,300.00		LIABILITIES, RESERVES, AND SURPLUS	
DEFERRED CHARGES	143,207.00	Land Area 67.94 Sq. Miles		Cash Liabilities	6,335,331.00
SCHOOL, COUNTY, SPECIAL DISTRICT TAXES	21,965,673.26	Net Valuation Taxable-Municipal	987,837,555	Reserves for Receivables	4,847,199.00
RESERVE FOR UNCOLLECTED TAXES	2,147,552.00	Net Valuation Taxable-County	1,420,596,854	Surplus Dec. 31, 1991	4,436,512.00
EXPENDITURES TOTAL	37,089,343.26	State Equalized Valuation	1,418,915,948	Total	15,619,042.00
		State Equalization Ratio	69.39		

2004
Population 1980 106,201
Population 1990 110,002
S & P Rating A
Moody Rating AAA

General Tax Rate Per \$100. 8.25
State Equalized Tax Rate 2.17

ELIZABETH CITY - UNION COUNTY
Form of Government
Mayor-Council Plan F (OMCL 50)
Number of Members - 9

PER CAPITA:
Gross Debt 1,289.89
Net Debt 708.64
Debt Service 116.14
Total Tax Levy 722.83
Municipal Expenditures 792.24

PER CENT:
Gross Debt 4.10
Net Debt 2.25
Tax Levy Collected 94.07
Tax Levy Cancelled, Abated or Adjusted

EXPENDITURES		REVENUES-REAUZED		1991 PROPERTY TAX	
GENERAL GOVERNMENT				STATE EQUALIZED TAX RATE 1.03	
Governing Body & Public Boards	412,069.00	1991 Property Taxes Collected	37,361,820.53	Local District School Taxes	37,667,281.34
Municipal Clerk	217,331.00	1991 Payments in Lieu of Taxes	2,862,823.00	Regional & Consolidated School Tax	
Financial Administration	1,573,297.00	Delinquent Tax & Lien Collections	2,100,000.00	School Taxes in Municipal Budget	.03 992,840.00
Assessment of Taxes	222,772.00	Business Personality Replacement Taxes	2,867,348.79	County Taxes	.39 14,375,859.64
Collection of Taxes	352,358.00	Taxes from Public Utilities	12,100,000.00	County Library Taxes	
Planning, Housing & Development	211,201.00	Other Miscellaneous Tax Revenues	86,000.00	Local Municipal Purpose Taxes	.72 26,473,303.00
Human Resources	5,409,345.17	State Aid Revenues	23,678,117.92	Veteran & Senior Citizen Taxes	536,050.00
Elections	41,400.00	Federal Aid Revenues		Total Taxes for Rate Computation	2.17 80,045,333.98
General Administration (other)	3,235,451.18	State and Local Fiscal Assistance Act Utilized		Special District Taxes	
JUDICIARY		State and Local Fiscal Assistance Act Utilized		Bank Corp. Taxes	
Municipal Courts	718,420.00	Sale of Acquired Property		Added and Omitted Taxes	3,468.10
PUBLIC SAFETY		Other Miscellaneous Revenues	10,224,240.13	Total Taxes Levied - ABSTRACT	79,512,752.08
Fire Protection	12,030,426.24	Total	91,280,350.37	Total Taxes Billed	39,718,146.90
Police Protection	14,629,981.38	Prior Years Surplus Appropriated	6,440,000.00	1991 TAXES COLLECTED	37,361,820.53
Civil Defense & Disaster Control		REVENUES TOTAL	97,720,350.37	1991 Taxes Cancelled, Abated or Adjusted	
Environmental Inspection & Control	704,355.00	Reserve For Uncollected Taxes	3,978,296.21	Transfer to Tax Title Liens or Foreclosed	195,172.54
Other Public Safety		CAPITAL OUTLAY TOTAL	1,835,948.79	Balance Outstanding Dec. 31, 1991	2,161,153.83
PUBLIC WORKS				PRIOR YEARS TAXES OUTSTANDING	
Streets and Drainage	3,079,770.00	Public Enterprises	1,024,082.51	Balance January 1, 1991	3,299,701.55
Sewers and Sewage Processing		Recreation-Culture	250.00	Collected in 1991	707,124.77
Garbage and Trash Disposal	9,200,000.00	Public Works	500.00	Cancelled, Abated or Adjusted 1991	531,776.84
Public Buildings and Grounds	2,103,795.00	Buildings and Grounds	434,488.97	Transfers to Tax Title Liens or Foreclosed	
Other Public Works	609,375.00	Library and Education		Balance December 31, 1991	2,060,799.94
HEALTH and WELFARE		Conservation	376,627.31	TAX TITLE LIENS OUTSTANDING	
Health Services Except Environmental	1,572,652.00	All Other		Balance January 1, 1991	1,613,578.55
Welfare-Public Assistance	537,500.00			Transfer From Taxes	195,172.54
Hospital, Clinics, First Aid				Redeemed in 1991	101,809.75
Animal, Insect, & Rodent Control				Cancelled, Abated or Adjusted (1991)	
Other Welfare Services				Transfers to Foreclosed Property	
RECREATION and CONSERVATION				Balance December 31, 1991	1,706,941.34
Beaches and Boardwalks				PROPERTY ACQUIRED BY DEED OR	
Parks, Playgrounds, Shade Trees				FORECLOSURE	
Land Reclamation & Conservation	114,859.00			Balance January 1, 1991	2,270,200.00
Other Recreational Services	1,578,577.00			Transfers From Taxes or Liens	
EDUCATION (excluding schools)				Sale for Cash (1991)	
Libraries	2,266,140.00			Cancelled, Abated or Adjusted (1991)	
Other Educational Services				Balance December 31, 1991	2,270,200.00
STATUTORY EXPENDITURES				CURRENT FINANCES DECEMBER 31, 1991	
Pensions & F. I. C. A.	3,129,000.00			ASSETS	
Employee Fringe Benefits	6,429,008.00			Cash Dec. 31, 1991	10,367,052.03
Other Statutory Expenditures				Taxes Receivable	4,221,953.77
CETA And Other Public Employment Programs				Tax Title Liens	1,706,941.34
MUNICIPAL FUNCTIONS TOTAL	70,334,582.97			Foreclosed Property	2,270,200.00
CAPITAL IMPROVEMENTS *MEMO*	500,000.00			Emergencies & Other Deferred Charges	
DEBT SERVICE				State and Federal Aid Receivable	21,122,686.34
Principal Payments	8,256,000.00			Other Receivables	1,233,653.46
Interest Payments	4,519,741.06			Total	40,922,486.94
TYPE I SCHL DEBT *MEMO*	4,123,521.00			LIABILITIES, RESERVES, AND SURPLUS	
DEFERRED CHARGES	9,048.32			Cash Liabilities	24,803,579.57
SCHOOL, COUNTY, SPECIAL DISTRICT TAXES	53,035,980.98			Reserves for Receivables	9,432,748.57
RESERVE FOR UNCOLLECTED TAXES	3,973,296.21			Surplus Dec. 31, 1991	6,686,158.80
EXPENDITURES TOTAL	140,183,649.54			Total	40,922,486.94

0804

Population 1980 3,187
 Population 1990 3,806
 S & P Rating
 Moody Rating

General Tax Rate Per \$100.

3.94
 State Equalized Tax Rate
 2.34

ELK TOWNSHIP - GLOUCESTER COUNTY
 Form of Government
 Township Committee
 Number of Members - 3

PER CAPITA:

Gross Debt 569.39
 Net Debt 141.72
 Debt Service 23.10
 Total Tax Levy 790.03
 Municipal Expenditures 482.29

PER CENT:

Gross Debt 1.92
 Net Debt .48
 Tax Levy Collected 88.92
 Tax Levy Cancelled, Abated
 or Adjusted .03

EXPENDITURES		REVENUES-REALIZED		1991 PROPERTY TAX	
GENERAL GOVERNMENT				STATE EQUALIZED TAX RATE	
Governing Body & Public Boards		1991 Property Taxes Collected	2,673,828.83	Local District School Taxes .57	725,460.00
Municipal Clerk		1991 Payments in Lieu of Taxes		Regional & Consolidated School Tax .61	767,327.21
Financial Administration	36,698.00	Delinquent Tax & Lien Collections	318,895.20	School Taxes in Municipal Budget	
Assessment of Taxes	33,100.00	Business Personalty Replacement Taxes	19,123.16	County Taxes .57	714,643.38
Collection of Taxes	22,340.00	Taxes from Public Utilities	289,201.00	County Library Taxes .02	28,445.52
Planning, Housing & Development	23,296.85	Other Miscellaneous Tax Revenues		Local Municipal Purpose Taxes .57	718,499.25
Human Resources	43,150.08	State Aid Revenues	209,637.36	Veteran & Senior Citizen Taxes	36,250.00
Elections	2,950.13	Federal Aid Revenues		Total Taxes for Rate Computation 2.34	2,990,625.36
General Administration (other)	217,844.50	State and Local Fiscal Assistance Act Utilized		Special District Taxes	
JUDICIARY		Sale of Acquired Property		Bank Corp. Taxes	
Municipal Courts	39,672.00	Other Miscellaneous Revenues	267,567.19	Added and Omitted Taxes	52,472.32
PUBLIC SAFETY		Total	3,778,302.74	Total Taxes Levied - ABSTRACT	3,006,847.68
Fire Protection	62,229.60	Prior Years Surplus Appropriated	210,650.00	Total Taxes Billed	3,006,847.68
Police Protection	313,467.77	REVENUES TOTAL	3,988,952.74	1991 TAXES COLLECTED	2,673,828.83
Civil Defense & Disaster Control	500.00	Reserve For Uncollected Taxes	374,682.69	1991 Taxes Cancelled, Abated or Adjusted	886.50
Environmental Inspection & Control	36,013.00	CAPITAL OUTLAY TOTAL	64,731.27	Transfer to Tax Title Liens or Foreclosed	28,808.72
Other Public Safety				Balance Outstanding Dec. 31, 1991	303,323.63
PUBLIC WORKS				PRIOR YEARS TAXES OUTSTANDING	
Streets and Drainage	85,774.00	Public Enterprises		Balance January 1, 1991	320,106.85
Sewers and Sewage Processing		Recreation-Culture		Collected in 1991	288,504.86
Garbage and Trash Disposal	227,000.00	Public Works		Cancelled, Abated or Adjusted 1991	
Public Buildings and Grounds	43,500.00	Buildings and Grounds	64,731.27	Transfers to Tax Title Liens or Foreclosed	7,653.13
Other Public Works		Library and Education		Balance December 31, 1991	23,948.86
HEALTH and WELFARE		Conservation		TAX TITLE LIENS OUTSTANDING	
Health Services Except Environmental	1,870.00	All Other		Balance January 1, 1991	74,601.44
Welfare-Public Assistance	4,436.00	CAPITAL DEBT AUTHORIZED, DECEMBER 31, 1991		Transfer From Taxes	37,380.80
Hospital, Clinics, First Aid		ISSUED AND UNISSUED		Redeemed in 1991	30,390.34
Animal, Insect, & Rodent Control	3,000.00	School	1,627,715	Cancelled, Abated or Adjusted (1991)	
Other Welfare Services		Self-Liquidating		Transfers to Foreclosed Property	
RECREATION and CONSERVATION		Other	539,382	Balance December 31, 1991	81,591.90
Beaches and Boardwalks		Total	2,167,097	PROPERTY ACQUIRED BY DEED OR FORECLOSURE	
Parks, Playgrounds, Shade Trees				Balance January 1, 1991	216,379.00
Land Reclamation & Conservation	2,692.02	ISSUED AND OUTSTANDING		Transfers From Taxes or Liens	
Other Recreational Services	12,000.00	School	1,627,516.59	Sale for Cash (1991)	
EDUCATION (excluding schools)		Self-Liquidating		Cancelled, Abated or Adjusted (1991)	
Libraries		Other	490,621.49	Balance December 31, 1991	216,379.00
Other Educational Services		Total	2,118,138.08	CURRENT FINANCES DECEMBER 31, 1991	
STATUTORY EXPENDITURES		EQUALIZED VALUATION BASIS		ASSETS	
Pensions & F. I. C. A.	78,563.02	FOR NET DEBT COMPUTATION	112,857,468	Cash Dec. 31, 1991	802,152.01
Employee Fringe Benefits	39,492.57	REAL PROPERTY VALUATIONS		Taxes Receivable	327,272.49
Other Statutory Expenditures		Code Class # of Parcels % VAL'N	ASSESSED VALUATION	Tax Title Liens	81,591.90
CETA And Other Public Employment Programs		1 Vacant Land 494 4.32	3,216,300.00	Foreclosed Property	216,379.00
MUNICIPAL FUNCTIONS TOTAL	1,334,589.54	2 Residential 1045 73.80	54,886,900.00	Emergencies & Other Deferred Charges	36,853.89
CAPITAL IMPROVEMENTS * MEMO *		3 Farm 389 14.71	10,941,900.00	State and Federal Aid Receivable	21,316.61
DEBT SERVICE		4a Commercial 30 6.67	4,958,200.00	Other Receivables	171,943.11
Principal Payments	56,793.02	4b Industrial 1 .50	369,500.00	Total	1,657,509.01
Interest Payments	31,136.00	4c Apartments		LIABILITIES, RESERVES, AND SURPLUS	
		Total 1959	74,372,800.00	Cash Liabilities	397,586.52
DEFERRED CHARGES	38,405.09	Land Area 19.60 Sq. Miles		Reserves for Receivables	797,186.50
SCHOOL, COUNTY, SPECIAL DISTRICT TAXES	2,235,876.11	Net Valuation Taxable-Municipal	75,017,864	Surplus Dec. 31, 1991	462,735.99
RESERVE FOR UNCOLLECTED TAXES	374,682.69	Net Valuation Taxable-County	114,279,168	Total	1,657,509.01
EXPENDITURES TOTAL	4,071,482.45	State Equalized Valuation	125,767,540		
		State Equalization Ratio	59.44		

1702

Population 1980 1,569
 Population 1990 1,571
 S & P Rating
 Moody Rating

General Tax Rate Per \$100.

2.31

State Equalized Tax Rate

2.34

ELMER BOROUGH - SALEM COUNTY
Form of Government
Borough Council
Number of Members - 6

PER CAPITA:

Gross Debt 327.50
 Net Debt 326.97
 Debt Service 16.37
 Total Tax Levy 970.96
 Municipal Expenditures 409.00

PER CENT:

Gross Debt 1.07
 Net Debt 1.07
 Tax Levy Collected 95.91
 Tax Levy Cancelled, Abated or Adjusted 3.8

EXPENDITURES		REVENUES-REALIZED		1991 PROPERTY TAX	
GENERAL GOVERNMENT				STATE EQUALIZED TAX RATE →	
Governing Body & Public Boards		1991 Property Taxes Collected	1,176,221.82	Local District School Taxes	1.30 696,419.00
Municipal Clerk		1991 Payments in Lieu of Taxes		Regional & Consolidated School Tax	
Financial Administration	16,650.00	Delinquent Tax & Lien Collections	82,637.05	School Taxes in Municipal Budget	
Assessment of Taxes	6,000.00	Business Personalty Replacement Taxes	17,679.40	County Taxes	.69 372,163.43
Collection of Taxes	7,450.00	Taxes from Public Utilities	59,768.00	County Library Taxes	
Planning, Housing & Development	1,260.00	Other Miscellaneous Tax Revenues		Local Municipal Purpose Taxes	.35 189,725.52
Human Resources	50,666.12	State Aid Revenues	108,547.92	Veteran & Senior Citizen Taxes	22,100.00
Elections	5.00	Federal Aid Revenues		Total Taxes for Rate Computation	2.34 1,282,407.95
General Administration (other)	99,630.50	State and Local Fiscal Assistance Act Utilized		Special District Taxes	
JUDICIARY		Sale of Acquired Property		Bank Corp. Taxes	
Municipal Courts	22,823.00	Other Miscellaneous Revenues	100,769.65	Added and Omitted Taxes	265,067.49
PUBLIC SAFETY		Total	1,545,623.84	Total Taxes Levied - ABSTRACT	1,525,375.44
Fire Protection	34,817.20	Prior Years Surplus Appropriated	192,651.93	Total Taxes Billed	1,226,397.01
Police Protection	92,635.58	REVENUES TOTAL	1,738,275.77	1991 TAXES COLLECTED	1,176,221.82
Civil Defense & Disaster Control	1,240.00	Reserve For Uncollected Taxes	101,178.04	1991 Taxes Cancelled, Abated or Adjusted	4,682.37
Environmental Inspection & Control	5,900.00	CAPITAL OUTLAY TOTAL	241,940.84	Transfer to Tax Title Liens or Foreclosed	5,770.38
Other Public Safety				Balance Outstanding Dec. 31, 1991	79,722.44
PUBLIC WORKS				PRIOR YEARS TAXES OUTSTANDING	
Streets and Drainage	25,176.50	Public Enterprises	70,428.96	Balance January 1, 1991	81,222.41
Sewers and Sewage Processing	14,700.00	Recreation—Culture		Collected in 1991	81,184.27
Garbage and Trash Disposal	71,721.50	Public Works	715.03	Cancelled, Abated or Adjusted 1991	
Public Buildings and Grounds	7,400.00	Buildings and Grounds	170,796.85	Transfers to Tax Title Liens or Foreclosed	
Other Public Works	6,800.00	Library and Education		Balance December 31, 1991	38.14
HEALTH and WELFARE		Conservation		TAX TITLE LIENS OUTSTANDING	
Health Services Except Environmental	2,800.00	All Other		Balance January 1, 1991	11,425.86
Welfare—Public Assistance	1,025.00			Transfer From Taxes	5,770.38
Hospital, Clinics, First Aid				Redeemed in 1991	1,452.78
Animal, Insect, & Rodent Control	5.00			Cancelled, Abated or Adjusted (1991)	
Other Welfare Services				Transfers to Foreclosed Property	
RECREATION and CONSERVATION				Balance December 31, 1991	15,743.46
Beaches and Boardwalks				PROPERTY ACQUIRED BY DEED OR FORECLOSURE	
Parks, Playgrounds, Shade Trees	4,200.00			Balance January 1, 1991	
Land Reclamation & Conservation	15,049.69			Transfers From Taxes or Liens	
Other Recreational Services	1,000.00			Sale for Cash (1991)	
EDUCATION (excluding schools)				Cancelled, Abated or Adjusted (1991)	
Libraries	1,900.00			Balance December 31, 1991	
Other Educational Services				CURRENT FINANCES DECEMBER 31, 1991	
STATUTORY EXPENDITURES				ASSETS	
Pensions & F. I. C. A.	18,260.00			Cash Dec. 31, 1991	356,509.66
Employee Fringe Benefits				Taxes Receivable	79,760.58
Other Statutory Expenditures	838.95			Tax Title Liens	15,743.46
CETA And Other Public Employment Programs				Foreclosed Property	
MUNICIPAL FUNCTIONS TOTAL	509,954.04			Emergencies & Other Deferred Charges	7,579.26
CAPITAL IMPROVEMENTS *MEMO*	25,000.00			State and Federal Aid Receivable	2,006.00
DEBT SERVICE				Other Receivables	10,074.84
Principal Payments	20,000.00			Total	471,673.80
Interest Payments	5,724.34			LIABILITIES, RESERVES, AND SURPLUS	
DEFERRED CHARGES	5,675.87			Cash Liabilities	101,027.43
SCHOOL, COUNTY, SPECIAL DISTRICT TAXES	1,070,582.43			Reserves for Receivables	105,578.88
RESERVE FOR UNCOLLECTED TAXES	101,178.04			Surplus Dec. 31, 1991	265,067.49
EXPENDITURES TOTAL	1,713,114.72			Total	471,673.80

0211
Population 1980 18,377
Population 1990 17,623
S & P Rating
Moody Rating A1

General Tax Rate Per \$100. 1.53
State Equalized Tax Rate 1.58

ELMWOOD PARK BOROUGH - BERGEN CO.
Form of Government
Borough Council
Number of Members - 6

PER CAPITA:
Gross Debt 306.08
Net Debt 278.49
Debt Service 45.92
Total Tax Levy 1,064.03
Municipal Expenditures 848.91
PER CENT:
Gross Debt .44
Net Debt .40
Tax Levy Collected 97.50
Tax Levy Cancelled, Abated or Adjusted .18

EXPENDITURES		REVENUES-REALIZED		1991 PROPERTY TAX	
GENERAL GOVERNMENT				STATE EQUALIZED TAX RATE .81	
Governing Body & Public Boards	21,900.00	1991 Property Taxes Collected	18,314,059.66	Local District School Taxes	9,615,982.00
Municipal Clerk		1991 Payments in Lieu of Taxes		Regional & Consolidated School Tax	
Financial Administration	23,700.00	Delinquent Tax & Lien Collections	508,688.00	School Taxes in Municipal Budget	
Assessment of Taxes	57,500.00	Business Personality Replacement Taxes	422,264.00	County Taxes	3,028,726.16
Collection of Taxes	34,100.00	Taxes from Public Utilities	846,979.00	County Library Taxes	
Planning, Housing & Development	15,300.00	Other Miscellaneous Tax Revenues		Local Municipal Purpose Taxes	6,072,342.00
Human Resources	94,152.00	State Aid Revenues	1,420,524.00	Veteran & Senior Citizen Taxes	276,500.00
Elections	4,500.00	Federal Aid Revenues		Total Taxes for Rate Computation	18,997,550.16
General Administration (other)	857,000.00	State and Local Fiscal Assistance Act Utilized		Special District Taxes	
JUDICIARY		Sale of Acquired Property		Bank Corp. Taxes	
Municipal Courts	114,600.00	Other Miscellaneous Revenues	5,738,964.84	Added and Omitted Taxes	30,269.03
PUBLIC SAFETY		Total	27,251,479.50	Total Taxes Levied - ABSTRACT	18,751,319.19
Fire Protection	149,554.00	Prior Years Surplus Appropriated	400,000.00	Total Taxes Billed	18,783,942.70
Police Protection	1,999,365.00	REVENUES TOTAL	27,651,479.50	1991 TAXES COLLECTED	18,314,059.66
Civil Defense & Disaster Control	500.00	Reserve For Uncollected Taxes	828,870.00	1991 Taxes Cancelled, Abated or Adjusted	33,778.08
Environmental Inspection & Control	127,500.00	CAPITAL OUTLAY TOTAL	578,529.66	Transfer to Tax Title Liens or Foreclosed	28,413.63
Other Public Safety				Balance Outstanding Dec. 31, 1991	407,691.00
PUBLIC WORKS				PRIOR YEARS TAXES OUTSTANDING	
Streets and Drainage	568,000.00	Public Enterprises	8,869.40	Balance January 1, 1991	520,485.33
Sewers and Sewage Processing	5,587,175.38	Recreation-Culture	15,818.59	Collected in 1991	508,688.47
Garbage and Trash Disposal	1,480,000.00	Public Works	138,900.25	Cancelled, Abated or Adjusted 1991	
Public Buildings and Grounds	243,500.00	Buildings and Grounds	414,941.42	Transfers to Tax Title Liens or Foreclosed	11,796.86
Other Public Works	33,000.00	Library and Education		Balance December 31, 1991	
HEALTH and WELFARE		Conservation		TAX TITLE LIENS OUTSTANDING	
Health Services Except Environmental	143,900.00	All Other		Balance January 1, 1991	18,198.37
Welfare-Public Assistance	52,399.18	CAPITAL DEBT AUTHORIZED, DECEMBER 31, 1991		Transfer From Taxes	42,377.63
Hospital, Clinics, First Aid		ISSUED AND UNISSUED		Redeemed in 1991	
Animal, Insect, & Rodent Control	10,000.00	School		Cancelled, Abated or Adjusted (1991)	
Other Welfare Services		Self-Liquidating	406,000	Transfers to Foreclosed Property	
RECREATION and CONSERVATION		Other	4,988,100	Balance December 31, 1991	60,576.00
Beaches and Boardwalks		Total	5,394,100	PROPERTY ACQUIRED BY DEED OR FORECLOSURE	
Parks, Playgrounds, Shade Trees	2,000.00	ISSUED AND OUTSTANDING		Balance January 1, 1991	268,200.00
Land Reclamation & Conservation		School		Transfers From Taxes or Liens	
Other Recreational Services	204,300.00	Self-Liquidating	406,000.00	Sale for Cash (1991)	
EDUCATION (excluding schools)		Other	4,486,000.00	Cancelled, Abated or Adjusted (1991)	
Libraries	370,300.00	Total	4,892,000.00	Balance December 31, 1991	268,200.00
Other Educational Services		EQUALIZED VALUATION BASIS		CURRENT FINANCES DECEMBER 31, 1991	
STATUTORY EXPENDITURES		FOR NET DEBT COMPUTATION	1,231,855,874	ASSETS	
Pensions & F. L. C. A.	480,622.00	REAL PROPERTY VALUATIONS		Cash Dec. 31, 1991	2,157,526.00
Employee Fringe Benefits	542,531.00	Code Class # of Parcels % VAL'N		Taxes Receivable	407,691.00
Other Statutory Expenditures	4,000.00	1 Vacant Land 98 1.62	19,850,500.00	Tax Title Liens	60,576.00
CETA And Other Public Employment Programs		2 Residential 4579 76.19	931,311,900.00	Foreclosed Property	268,200.00
MUNICIPAL FUNCTIONS TOTAL	13,286,899.06	3 Farm 2 .12	1,444,600.00	Emergencies & Other Deferred Charges	20,000.00
CAPITAL IMPROVEMENTS *MEMO*	20,000.00	4a Commercial 193 12.20	149,155,800.00	State and Federal Aid Receivable	54,889.00
DEBT SERVICE		4b Industrial 59 7.50	91,695,600.00	Other Receivables	
Principal Payments	490,000.00	4c Apartments 16 2.37	28,956,000.00	Total	2,968,882.00
Interest Payments	319,293.07	Total 4947	1,222,414,400.00	LIABILITIES, RESERVES, AND SURPLUS	
DEFERRED CHARGES	35,299.95	Land Area 2.50 Sq. Miles		Cash Liabilities	1,086,954.00
SCHOOL, COUNTY, SPECIAL DISTRICT TAXES	12,643,703.16	Net Valuation Taxable-Municipal	1,225,730,304	Reserves for Receivables	736,467.00
RESERVE FOR UNCOLLECTED TAXES	828,870.00	Net Valuation Taxable-County	1,282,073,068	Surplus Dec. 31, 1991	1,145,461.00
EXPENDITURES TOTAL	27,609,075.24	State Equalized Valuation	1,188,515,051	Total	2,968,882.00
		State Equalization Ratio	103.14		

1703

Population 1980 1,290
 Population 1990 1,170
 S & P Rating
 Moody Rating

General Tax Rate Per \$100.

4.03

State Equalized Tax Rate

2.00

ELSINBORO TOWNSHIP - SALEM COUNTY

Form of Government
 Township Committee
 Number of Members - 3

PER CAPITA:

Gross Debt 33.16
 Net Debt 33.16
 Debt Service
 Total Tax Levy 885.83
 Municipal Expenditures 370.36

PER CENT:

Gross Debt .08
 Net Debt .08
 Tax Levy Collected 93.39
 Tax Levy Cancelled, Abated or Adjusted

EXPENDITURES		REVENUES-REALIZED		1991 PROPERTY TAX	
GENERAL GOVERNMENT				STATE EQUALIZED TAX RATE	
Governing Body & Public Boards		1991 Property Taxes Collected	967,867.94	Local District School Taxes	1.01 514,919.00
Municipal Clerk		1991 Payments in Lieu of Taxes		Regional & Consolidated School Tax	
Financial Administration	17,752.30	Delinquent Tax & Lien Collections	62,903.61	School Taxes in Municipal Budget	
Assessment of Taxes	8,250.00	Business Personalty Replacement Taxes	8,728.88	County Taxes	.68 345,577.48
Collection of Taxes	8,368.00	Taxes from Public Utilities	91,657.00	County Library Taxes	
Planning, Housing & Development	3,150.00	Other Miscellaneous Tax Revenues		Local Municipal Purpose Taxes	.31 159,586.43
Human Resources	15,268.30	State Aid Revenues	65,371.04	Veteran & Senior Citizen Taxes	15,300.00
Elections		Federal Aid Revenues		Total Taxes for Rate Computation	2.00 1,035,382.91
General Administration (other)	55,600.00	State and Local Fiscal Assistance Act Utilized		Special District Taxes	
JUDICIARY		Sale of Acquired Property		Bank Corp. Taxes	
Municipal Courts		Other Miscellaneous Revenues	38,625.63	Added and Omitted Taxes	16,343.37
PUBLIC SAFETY		Total	1,235,154.10	Total Taxes Levied - ABSTRACT	1,036,426.28
Fire Protection	21,405.00	Prior Years Surplus Appropriated	59,000.00	Total Taxes Billed	1,036,426.28
Police Protection	68,500.00	REVENUES TOTAL	1,294,154.10	1991 TAXES COLLECTED	967,867.94
Civil Defense & Disaster Control	9,200.00	Reserve For Uncollected Taxes	75,922.31	1991 Taxes Cancelled, Abated or Adjusted	
Environmental Inspection & Control	7,000.00	CAPITAL OUTLAY	TOTAL	Transfer to Tax Title Liens or Foreclosed	
Other Public Safety			47,162.78	Balance Outstanding Dec. 31, 1991	68,558.34
PUBLIC WORKS		Public Enterprises		PRIOR YEARS TAXES OUTSTANDING	
Streets and Drainage	34,430.24	Recreation-Culture		Balance January 1, 1991	63,021.60
Sewers and Sewage Processing	50,000.00	Public Works	47,162.78	Collected in 1991	62,903.61
Garbage and Trash Disposal	42,800.00	Buildings and Grounds		Cancelled, Abated or Adjusted 1991	
Public Buildings and Grounds		Library and Education		Transfers to Tax Title Liens or Foreclosed	
Other Public Works		Conservation		Balance December 31, 1991	117.99
HEALTH and WELFARE		All Other		TAX TITLE LIENS OUTSTANDING	
Health Services Except Environmental	350.00	CAPITAL DEBT AUTHORIZED, DECEMBER 31, 1991		Balance January 1, 1991	
Welfare-Public Assistance	3,000.00	ISSUED AND UNISSUED		Transfer From Taxes	
Hospital, Clinics, First Aid	300.00	GROSS DEBT		Redeemed in 1991	
Animal, Insect, & Rodent Control	3,975.40	NET DEBT		Cancelled, Abated or Adjusted (1991)	
Other Welfare Services		School		Transfers to Foreclosed Property	
RECREATION and CONSERVATION		Self-Liquidating		Balance December 31, 1991	
Beaches and Boardwalks		Other	38,800	PROPERTY ACQUIRED BY DEED OR FORECLOSURE	
Parks, Playgrounds, Shade Trees		Total	38,800	Balance January 1, 1991	4,200.00
Land Reclamation & Conservation		ISSUED AND OUTSTANDING		Transfers From Taxes or Liens	
Other Recreational Services		School		Sale for Cash (1991)	
EDUCATION (excluding schools)		Self-Liquidating		Cancelled, Abated or Adjusted (1991)	
Libraries	500.00	Other	38,800.00	Balance December 31, 1991	4,200.00
Other Educational Services		Total	38,800.00	CURRENT FINANCES DECEMBER 31, 1991	
STATUTORY EXPENDITURES		EQUALIZED VALUATION BASIS		ASSETS	
Pensions & F. L. C. A.	7,500.00	FOR NET DEBT COMPUTATION	45,738,530	Cash Dec. 31, 1991	321,849.71
Employee Fringe Benefits		REAL PROPERTY VALUATIONS		Taxes Receivable	68,676.33
Other Statutory Expenditures		Code Class # of Parcels % VAL'N		Tax Title Liens	
CETA And Other Public Employment Programs		1 Vacant Land 170 1.37	470,500.00	Foreclosed Property	4,200.00
MUNICIPAL FUNCTIONS		2 Residential 530 78.58	19,791,900.00	Emergencies & Other Deferred Charges	
CAPITAL IMPROVEMENTS	* MEMO *	3 Farm 166 13.99	3,522,600.00	State and Federal Aid Receivable	
DEBT SERVICE		4a Commercial 11 5.56	1,400,800.00	Other Receivables	511.00
Principal Payments		4b Industrial		Total	395,237.04
Interest Payments		4c Apartments		LIABILITIES, RESERVES, AND SURPLUS	
DEFERRED CHARGES		Total 877	25,185,800.00	Cash Liabilities	193,769.81
SCHOOL, COUNTY, SPECIAL DISTRICT TAXES	860,496.48	Land Area 13.00 Sq. Miles		Reserves for Receivables	73,387.33
RESERVE FOR UNCOLLECTED TAXES	75,922.31	Net Valuation Taxable-Municipal	25,346,633	Surplus Dec. 31, 1991	128,079.90
EXPENDITURES		Net Valuation Taxable-County	46,960,700	Total	395,237.04
TOTAL	1,293,318.03	State Equalized Valuation	50,877,305		
		State Equalization Ratio	49.66		

0214
Population 1980 7,793
Population 1990 6,930
S & P Rating
Moody Rating A1

General Tax Rate Per \$100. 2.58
State Equalized Tax Rate 1.92

EMERSON BOROUGH - BERGEN COUNTY
Form of Government
Borough Council
Number of Members - 6

PER CAPITA:
Gross Debt 521.55
Net Debt 514.29
Debt Service 83.17
Total Tax Levy 1,665.90
Municipal Expenditures 737.44
PER CENT:
Gross Debt .60
Net Debt .59
Tax Levy Collected 96.98
Tax Levy Cancelled, Abated or Adjusted .12

EXPENDITURES		REVENUES-REALIZED		1991 PROPERTY TAX	
GENERAL GOVERNMENT		1991 Property Taxes Collected		STATE EQUALIZED TAX RATE	
Governing Body & Public Boards			11,228,701.00	Local District School Taxes	1.33 8,007,316.00
Municipal Clerk		1991 Payments in Lieu of Taxes		Regional & Consolidated School Tax	
Financial Administration	87,300.00	Delinquent Tax & Lien Collections	253,452.00	School Taxes in Municipal Budget	
Assessment of Taxes	14,275.00	Business Personalty Replacement Taxes	71,941.00	County Taxes	.24 1,435,051.47
Collection of Taxes	36,350.00	Taxes from Public Utilities	440,019.00	County Library Taxes	
Planning, Housing & Development	19,621.00	Other Miscellaneous Tax Revenues		Local Municipal Purpose Taxes	.35 2,088,543.00
Human Resources	74,571.00	State Aid Revenues	399,432.00	Veteran & Senior Citizen Taxes	63,300.00
Elections	3,120.00	Federal Aid Revenues		Total Taxes for Rate Computation	1.92 11,594,210.47
General Administration (other)	418,810.00	State and Local Fiscal Assistance Act Utilized		Special District Taxes	
JUDICIARY		Sale of Acquired Property		Bank Corp. Taxes	
Municipal Courts	66,225.00	Other Miscellaneous Revenues	536,609.00	Added and Omitted Taxes	13,759.00
PUBLIC SAFETY		Total	12,930,154.00	Total Taxes Levied - ABSTRACT	11,544,669.47
Fire Protection	142,939.00	Prior Years Surplus Appropriated	1,378,179.00	Total Taxes Billed	11,578,770.00
Police Protection	1,137,854.00	REVENUES TOTAL	14,308,333.00	1991 TAXES COLLECTED	11,228,701.00
Civil Defense & Disaster Control	7,600.00	Reserve For Uncollected Taxes	391,426.00	1991 Taxes Cancelled, Abated or Adjusted	13,844.00
Environmental Inspection & Control	73,910.00	CAPITAL OUTLAY TOTAL	468,473.00	Transfer to Tax Title Liens or Foreclosed	19,652.00
Other Public Safety				Balance Outstanding Dec. 31, 1991	316,573.00
PUBLIC WORKS				PRIOR YEARS TAXES OUTSTANDING	
Streets and Drainage	206,445.00	Public Enterprises		Balance January 1, 1991	253,452.00
Sewers and Sewage Processing		Recreation-Culture	1,274.00	Collected in 1991	253,452.00
Garbage and Trash Disposal	807,250.00	Public Works	218,991.00	Cancelled, Abated or Adjusted 1991	
Public Buildings and Grounds	39,000.00	Buildings and Grounds	248,208.00	Transfers to Tax Title Liens or Foreclosed	
Other Public Works	81,950.00	Library and Education		Balance December 31, 1991	
HEALTH and WELFARE		Conservation		TAX TITLE LIENS OUTSTANDING	
Health Services Except Environmental	51,352.00	All Other		Balance January 1, 1991	44,788.00
Welfare-Public Assistance	19,415.00	CAPITAL DEBT AUTHORIZED, DECEMBER 31, 1991		Transfer From Taxes	19,652.00
Hospital, Clinics, First Aid		ISSUED AND UNISSUED GROSS DEBT NET DEBT		Redeemed in 1991	
Animal, Insect, & Rodent Control	4,708.00	School 25,000		Cancelled, Abated or Adjusted (1991)	
Other Welfare Services		Self-Liquidating		Transfers to Foreclosed Property	
RECREATION and CONSERVATION		Other 3,589,336	3,564,004	Balance December 31, 1991	64,440.00
Beaches and Boardwalks		Total 3,614,336	3,564,004	PROPERTY ACQUIRED BY DEED OR FORECLOSURE	
Parks, Playgrounds, Shade Trees				Balance January 1, 1991	13,200.00
Land Reclamation & Conservation	106,937.00	ISSUED AND OUTSTANDING		Transfers From Taxes or Liens	
Other Recreational Services	35,500.00	School 25,000.00		Sale for Cash (1991)	
EDUCATION (excluding schools)		Self-Liquidating		Cancelled, Abated or Adjusted (1991)	
Libraries	200,040.00	Other 2,715,000.00	2,740,000.00	Balance December 31, 1991	13,200.00
Other Educational Services		Total		CURRENT FINANCES DECEMBER 31, 1991	
STATUTORY EXPENDITURES		EQUALIZED VALUATION BASIS FOR NET DEBT COMPUTATION	602,291,778	ASSETS	
Pensions & F. I. C. A.	206,335.00	REAL PROPERTY VALUATIONS		Cash Dec. 31, 1991	3,804,897.00
Employee Fringe Benefits	267,500.00	Code Class # of Parcels % VAL'N ASSESSED VALUATION		Taxes Receivable	316,573.00
Other Statutory Expenditures	3,000.00	1 Vacant Land 95 5.31 23,743,100.00		Tax Title Liens	64,440.00
CETA And Other Public Employment Programs		2 Residential 2183 79.55 355,754,400.00		Foreclosed Property	13,200.00
MUNICIPAL FUNCTIONS TOTAL	4,112,557.00	3 Farm 2 .05 241,600.00		Emergencies & Other Deferred Charges	25,500.00
CAPITAL IMPROVEMENTS *MEMO*	15,000.00	4a Commercial 126 14.66 65,463,500.00		State and Federal Aid Receivable	4,421.00
DEBT SERVICE		4b Industrial 9 .45 2,021,700.00		Other Receivables	4,490.00
Principal Payments	285,000.00	4c Apartments		Total	4,233,521.00
Interest Payments	291,391.00	Total 2415 447,224,300.00		LIABILITIES, RESERVES, AND SURPLUS	
DEFERRED CHARGES	30,100.00	Land Area 2.20 Sq. Miles		Cash Liabilities	2,338,517.00
SCHOOL, COUNTY, SPECIAL DISTRICT TAXES	9,442,367.47	Net Valuation Taxable-Municipal	443,256,256	Reserves for Receivables	398,703.00
RESERVE FOR UNCOLLECTED TAXES	391,426.00	Net Valuation Taxable-County	605,570,317	Surplus Dec. 31, 1991	1,496,301.00
EXPENDITURES TOTAL	14,552,841.47	State Equalized Valuation	602,786,934	Total	4,233,521.00
		State Equalization Ratio	74.32		

0215
 Population 1980 23,701
 Population 1990 24,850
 S & P Rating A+
 Moody Rating AA

General Tax Rate Per \$100. 2.13
 State Equalized Tax Rate 1.93

ENGLEWOOD CITY - BERGEN COUNTY
 Form of Government
 Special Charter (CH 124-1978)
 Number of Members - 5

PER CAPITA:
 Gross Debt 600.99
 Net Debt 365.90
 Debt Service 124.09
 Total Tax Levy 1,857.51
 Municipal Expenditures 1,270.13
 PER CENT:
 Gross Debt .65
 Net Debt .40
 Tax Levy Collected 93.63
 Tax Levy Cancelled, Abated or Adjusted 1.56

EXPENDITURES		REVENUES-REALIZED		1991 PROPERTY TAX	
GENERAL GOVERNMENT				STATE EQUALIZED TAX RATE .83	
Governing Body & Public Boards	14,550.00	1991 Property Taxes Collected	43,284,262.22	Local District School Taxes	19,305,195.50
Municipal Clerk	94,135.00	1991 Payments in Lieu of Taxes	323,970.25	Regional & Consolidated School Tax	
Financial Administration	347,767.00	Delinquent Tax & Lien Collections	2,089,948.95	School Taxes in Municipal Budget	1,000,543.00
Assessment of Taxes	94,078.00	Business Personalty Replacement Taxes	649,365.76	County Taxes	5,665,001.40
Collection of Taxes	104,483.00	Taxes from Public Utilities	1,933,035.00	County Library Taxes	
Planning, Housing & Development	88,056.00	Other Miscellaneous Tax Revenues		Local Municipal Purpose Taxes	20,052,207.24
Human Resources	184,251.00	State Aid Revenues	2,820,562.91	Veteran & Senior Citizen Taxes	126,900.09
Elections		Federal Aid Revenues		Total Taxes for Rate Computation	46,157,847.14
General Administration (other)	3,065,361.00	State and Local Fiscal Assistance Act Utilized		Special District Taxes	
JUDICIARY		Sale of Acquired Property		Bank Corp. Taxes	
Municipal Courts	246,206.05	Other Miscellaneous Revenues	2,319,049.63	Added and Omitted Taxes	128,124.32
PUBLIC SAFETY		Total	53,420,194.72	Total Taxes Levied - ABSTRACT	46,159,071.46
Fire Protection	2,764,968.00	Prior Years Surplus Appropriated	1,800,000.00	Total Taxes Billed	46,228,711.50
Police Protection	5,468,999.76	REVENUES TOTAL	55,220,194.72	1991 TAXES COLLECTED	43,284,262.22
Civil Defense & Disaster Control	50.00	Reserve For Uncollected Taxes	2,691,975.89	1991 Taxes Cancelled, Abated or Adjusted	721,251.03
Environmental Inspection & Control	394,737.00	CAPITAL OUTLAY TOTAL	656,652.50	Transfer to Tax Title Liens or Foreclosed	52,396.72
Other Public Safety				Balance Outstanding Dec. 31, 1991	2,170,801.53
PUBLIC WORKS				PRIOR YEARS TAXES OUTSTANDING	
Streets and Drainage	1,247,551.00	Public Enterprises		Balance January 1, 1991	2,124,663.00
Sewers and Sewage Processing	2,138,962.62	Recreation-Culture	6,509.60	Collected in 1991	2,067,662.54
Garbage and Trash Disposal	2,827,310.00	Public Works	112,988.50	Cancelled, Abated or Adjusted 1991	.36
Public Buildings and Grounds	648,541.41	Buildings and Grounds	518,346.70	Transfers to Tax Title Liens or Foreclosed	7,158.16
Other Public Works	213,054.00	Library and Education	18,807.70	Balance December 31, 1991	49,841.94
HEALTH and WELFARE		Conservation		TAX TITLE LIENS OUTSTANDING	
Health Services Except Environmental	534,923.00	All Other		Balance January 1, 1991	197,451.00
Welfare-Public Assistance	181,135.00	CAPITAL DEBT AUTHORIZED, DECEMBER 31, 1991		Transfer From Taxes	59,554.88
Hospital, Clinics, First Aid		ISSUED AND UNISSUED		Redeemed in 1991	22,286.41
Animal, Insect, & Rodent Control	22,000.00	School	5,842,000.00	Cancelled, Abated or Adjusted (1991)	.19
Other Welfare Services	52,500.00	Self-Liquidating		Transfers to Foreclosed Property	
RECREATION and CONSERVATION		Other	9,092,600.00	Balance December 31, 1991	234,719.28
Beaches and Boardwalks		Total	14,934,600.00	PROPERTY ACQUIRED BY DEED OR	
Parks, Playgrounds, Shade Trees	254,148.00	ISSUED AND OUTSTANDING		FORECLOSURE	
Land Reclamation & Conservation	108,369.69	School	5,207,000.00	Balance January 1, 1991	70,979.00
Other Recreational Services	331,506.00	Self-Liquidating		Transfers From Taxes or Liens	
EDUCATION (excluding schools)		Other	8,727,000.00	Sale for Cash (1991)	
Libraries	849,537.00	Total	13,934,000.00	Cancelled, Abated or Adjusted (1991)	
Other Educational Services		EQUALIZED VALUATION BASIS		Balance December 31, 1991	70,979.00
STATUTORY EXPENDITURES		FOR NET DEBT COMPUTATION	2,292,442,920	CURRENT FINANCES DECEMBER 31, 1991	
Pensions & F. I. C. A.	2,054,823.38	REAL PROPERTY VALUATIONS		ASSETS	
Employee Fringe Benefits	1,450,000.00	Code Class # of Parcels % VAL'N		Cash Dec. 31, 1991	5,301,760.83
Other Statutory Expenditures	5,000.00	1 Vacant Land 96 .58	12,201,500.00	Taxes Receivable	2,220,643.47
CETA And Other Public Employment Programs		2 Residential 6433 75.17	1,575,714,600.00	Tax Title Liens	234,719.28
MUNICIPAL FUNCTIONS TOTAL	25,787,053.41	3 Farm		Foreclosed Property	70,979.00
CAPITAL IMPROVEMENTS *MEMO*	85,000.00	4a Commercial 466 13.67	286,648,400.00	Emergencies & Other Deferred Charges	16,885.00
DEBT SERVICE		4b Industrial 136 3.00	167,673,400.00	State and Federal Aid Receivable	
Principal Payments	2,100,000.00	4c Apartments 55 2.58	54,034,200.00	Other Receivables	
Interest Payments	983,672.05	Total 7186	2,096,272,100.00	Total	7,844,987.58
TYPE I SCHL DEBT *MEMO	1,000,241.28	Land Area 4.90 Sq. Miles		LIABILITIES, RESERVES, AND SURPLUS	
DEFERRED CHARGES		Net Valuation Taxable-Municipal	2,114,705,834	Cash Liabilities	2,877,987.19
SCHOOL, COUNTY, SPECIAL DISTRICT TAXES	25,973,739.90	Net Valuation Taxable-County	2,418,538,314	Reserves for Receivables	2,526,341.75
RESERVE FOR UNCOLLECTED TAXES	2,691,975.89	State Equalized Valuation	2,321,270,271	Surplus Dec. 31, 1991	2,440,658.64
EXPENDITURES TOTAL	57,541,441.25	State Equalization Ratio	91.03	Total	7,844,987.58

0216
Population 1980 5,698
Population 1990 5,634
S & P Rating
Moody Rating

General Tax Rate Per \$100. 1.01
State Equalized Tax Rate .92

ENGLEWOOD CLIFFS BORO. - BERGEN CO.
Form of Government
Borough Council
Number of Members - 6

PER CAPITA:
Gross Debt 980.80
Net Debt 963.41
Debt Service 126.40
Total Tax Levy 2,245.02
Municipal Expenditures 1,251.92
PER CENT:
Gross Debt .38
Net Debt .37
Tax Levy Collected 93.02
Tax Levy Cancelled, Abated or Adjusted 2.38

EXPENDITURES		REVENUES-REALIZED		1991 PROPERTY TAX	
GENERAL GOVERNMENT				STATE EQUALIZED TAX RATE .34	
Governing Body & Public Boards	18,000.00	1991 Property Taxes Collected		Local District School Taxes	4,609,891.00
Municipal Clerk		1991 Payments in Lieu of Taxes		Regional & Consolidated School Tax	
Financial Administration	25,000.00	Delinquent Tax & Lien Collections		School Taxes in Municipal Budget	
Assessment of Taxes	131,039.50	Business Personalty Replacement Taxes		County Taxes	3,392,298.94
Collection of Taxes	76,903.00	Taxes from Public Utilities		County Library Taxes	
Planning, Housing & Development	25,500.00	Other Miscellaneous Tax Revenues		Local Municipal Purpose Taxes	4,635,781.31
Human Resources	144,933.00	State Aid Revenues		Veteran & Senior Citizen Taxes	30,050.00
Elections		Federal Aid Revenues		Total Taxes for Rate Computation	12,668,021.25
General Administration (other)	365,515.50	State and Local Fiscal Assistance Act Utilized		Special District Taxes	
JUDICIARY		Sale of Acquired Property		Bank Corp. Taxes	
Municipal Courts	71,448.97	Other Miscellaneous Revenues		Added and Omitted Taxes	10,498.51
PUBLIC SAFETY		Total		Total Taxes Levied - ABSTRACT	12,648,469.76
Fire Protection	161,539.00	Prior Years Surplus Appropriated		Total Taxes Billed	12,662,219.69
Police Protection	1,628,583.42	REVENUES TOTAL		1991 TAXES COLLECTED	11,777,870.93
Civil Defense & Disaster Control	600.00	Reserve For Uncollected Taxes		1991 Taxes Cancelled, Abated or Adjusted	301,585.06
Environmental Inspection & Control	60,350.00	CAPITAL OUTLAY TOTAL		Transfer to Tax Title Liens or Foreclosed	
Other Public Safety	40,000.00			Balance Outstanding Dec. 31, 1991	582,763.70
PUBLIC WORKS		Public Enterprises		PRIOR YEARS TAXES OUTSTANDING	
Streets and Drainage	570,058.00	Recreation-Culture		Balance January 1, 1991	612,744.09
Sewers and Sewage Processing	727,143.96	Public Works		Collected in 1991	412,158.90
Garbage and Trash Disposal	523,500.00	Buildings and Grounds		Cancelled, Abated or Adjusted 1991	
Public Buildings and Grounds	62,950.00	Library and Education		Transfers to Tax Title Liens or Foreclosed	
Other Public Works	96,150.00	Conservation		Balance December 31, 1991	200,585.19
HEALTH and WELFARE		All Other		TAX TITLE LIENS OUTSTANDING	
Health Services Except Environmental	38,249.00	CAPITAL DEBT AUTHORIZED, DECEMBER 31, 1991		Balance January 1, 1991	
Welfare-Public Assistance	3,962.00	ISSUED AND UNISSUED GROSS DEBT NET DEBT		Transfer From Taxes	
Hospital, Clinics, First Aid		School		Redeemed in 1991	
Animal, Insect, & Rodent Control		Self-Liquidating		Cancelled, Abated or Adjusted (1991)	
Other Welfare Services		Other		Transfers to Foreclosed Property	
RECREATION and CONSERVATION		Total		Balance December 31, 1991	
Beaches and Boardwalks		ISSUED AND OUTSTANDING		PROPERTY ACQUIRED BY DEED OR	
Parks, Playgrounds, Shade Trees	88,693.00	School		FORECLOSURE	
Land Reclamation & Conservation	7,369.08	Self-Liquidating		Balance January 1, 1991	39,528.00
Other Recreational Services	10,330.00	Other		Transfers From Taxes or Liens	
EDUCATION (excluding schools)		Total		Sale for Cash (1991)	
Libraries	85,635.00	EQUALIZED VALUATION BASIS		Cancelled, Abated or Adjusted (1991)	
Other Educational Services		FOR NET DEBT COMPUTATION		Balance December 31, 1991	39,528.00
STATUTORY EXPENDITURES		REAL PROPERTY VALUATIONS		CURRENT FINANCES DECEMBER 31, 1991	
Pensions & F.L.C.A.	335,700.00	Code Class # of Parcels % VAL'N ASSESSED VALUATION		ASSETS	
Employee Fringe Benefits	373,000.00	1 Vacant Land 121 2.73 34,198,700.00		Cash Dec. 31, 1991	1,905,780.91
Other Statutory Expenditures	10,000.00	2 Residential 1833 53.38 667,750,300.00		Taxes Receivable	783,348.89
CETA And Other Public Employment Programs		3 Farm		Tax Title Liens	
MUNICIPAL FUNCTIONS TOTAL	5,682,152.43	4a Commercial 115 43.79 547,840,500.00		Foreclosed Property	39,528.00
CAPITAL IMPROVEMENTS *MEMO*		4b Industrial 1 .04 559,500.00		Emergencies & Other Deferred Charges	
DEBT SERVICE		4c Apartments 1 .05 624,800.00		State and Federal Aid Receivable	29,896.82
Principal Payments	496,500.00	Total 2071 1,250,973,800.00		Other Receivables	4,001.10
Interest Payments	215,654.45	Land Area 1.80 Sq. Miles		Total	2,762,555.72
DEFERRED CHARGES	30,000.00	Net Valuation Taxable-Municipal		LIABILITIES, RESERVES, AND SURPLUS	
SCHOOL, COUNTY, SPECIAL DISTRICT TAXES	8,002,189.94	Net Valuation Taxable-County		Cash Liabilities	1,686,453.93
RESERVE FOR UNCOLLECTED TAXES	629,000.00	State Equalized Valuation		Reserves for Receivables	826,877.99
EXPENDITURES TOTAL	15,055,496.32	State Equalization Ratio 91.14		Surplus Dec. 31, 1991	249,223.80
				Total	2,762,555.72

1312
Population 1980 976
Population 1990 1,268
S & P Rating
Moody Rating

General Tax Rate Per \$100. 1.82
State Equalized Tax Rate 1.92

ENGLISHTOWN BORO. - MONMOUTH CO.
Form of Government
Borough Council
Number of Members - 6

PER CAPITA:
Gross Debt 2,351.85
Net Debt 1,274.19
Debt Service 63.81
Total Tax Levy 1,045.49
Municipal Expenditures 644.94
PER CENT:
Gross Debt 4.85
Net Debt 2.63
Tax Levy Collected 88.24
Tax Levy Cancelled, Abated or Adjusted

EXPENDITURES		REVENUES-REALIZED		1991 PROPERTY TAX	
GENERAL GOVERNMENT		1991 Property Taxes Collected		STATE EQUALIZED TAX RATE	
Governing Body & Public Boards	7,300.00	1991 Payments in Lieu of Taxes		Local District School Taxes	.80
Municipal Clerk	27,990.00	Delinquent Tax & Lien Collections		Regional & Consolidated School Tax	.28
Financial Administration	30,248.00	Business Personality Replacement Taxes		School Taxes in Municipal Budget	
Assessment of Taxes	5,270.00	Taxes from Public Utilities		County Taxes	.40 *
Collection of Taxes	5,600.00	Other Miscellaneous Tax Revenues		County Library Taxes	.01
Planning, Housing & Development	14,541.00	State Aid Revenues		Local Municipal Purpose Taxes	.43
Human Resources	99,100.00	Federal Aid Revenues		Veteran & Senior Citizen Taxes	
Elections	1,500.00	State and Local Fiscal Assistance Act Utilized		Total Taxes for Rate Computation	1.92
General Administration (other)	57,475.34	Sale of Acquired Property		Special District Taxes	
JUDICIARY		Other Miscellaneous Revenues		Bank Corp. Taxes	
Municipal Courts	17,322.04	Prior Years Surplus Appropriated		Added and Omitted Taxes	
PUBLIC SAFETY		REVENUES TOTAL		Total Taxes Levied - ABSTRACT	
Fire Protection	18,859.00	Reserve For Uncollected Taxes		Total Taxes Billed	
Police Protection	78,361.00	CAPITAL OUTLAY TOTAL		1991 TAXES COLLECTED	
Civil Defense & Disaster Control	700.00	Public Enterprises		1991 Taxes Cancelled, Abated or Adjusted	
Environmental Inspection & Control	30,420.00	Recreation-Culture		Transfer to Tax Title Liens or Foreclosed	
Other Public Safety		Public Works		Balance Outstanding Dec. 31, 1991	
PUBLIC WORKS		Buildings and Grounds		PRIOR YEARS TAXES OUTSTANDING	
Streets and Drainage	27,900.00	Library and Education		Balance January 1, 1991	
Sewers and Sewage Processing	15,492.00	Conservation		Collected in 1991	
Garbage and Trash Disposal	53,700.00	All Other		Cancelled, Abated or Adjusted 1991	
Public Buildings and Grounds	12,634.00	CAPITAL DEBT AUTHORIZED, DECEMBER 31, 1991		Transfers to Tax Title Liens or Foreclosed	
Other Public Works	6,000.00	ISSUED AND UNISSUED		Balance December 31, 1991	
HEALTH and WELFARE		SCHOOL		TAX TITLE LIENS OUTSTANDING	
Health Services Except Environmental		GROSS DEBT		Balance January 1, 1991	
Welfare-Public Assistance	17,906.00	NET DEBT		Transfer From Taxes	
Hospital, Clinics, First Aid		SCHOOL		Redeemed in 1991	
Animal, Insect, & Rodent Control	1,000.00	Self-Liquidating		Cancelled, Abated or Adjusted (1991)	
Other Welfare Services		Other		Transfers to Foreclosed Property	
RECREATION and CONSERVATION		Total		Balance December 31, 1991	
Beaches and Boardwalks		ISSUED AND OUTSTANDING		PROPERTY ACQUIRED BY DEED OR FORECLOSURE	
Parks, Playgrounds, Shade Trees		SCHOOL		Balance January 1, 1991	
Land Reclamation & Conservation		Self-Liquidating		Transfers From Taxes or Liens	
Other Recreational Services	1,500.00	Other		Sale for Cash (1991)	
EDUCATION (excluding schools)		Total		Cancelled, Abated or Adjusted (1991)	
Libraries		EQUALIZED VALUATION BASIS		Balance December 31, 1991	
Other Educational Services		FOR NET DEBT COMPUTATION		CURRENT FINANCES DECEMBER 31, 1991	
STATUTORY EXPENDITURES		REAL PROPERTY VALUATIONS		ASSETS	
Pensions & F. L. C. A.	11,044.00	Code Class # of Parcels % VAL'N		Cash Dec. 31, 1991	
Employee Fringe Benefits	43,000.00	1 Vacant Land 48 7.69		Taxes Receivable	
Other Statutory Expenditures		2 Residential 396 68.49		Tax Title Liens	
CETA And Other Public Employment Programs		3 Farm 9 2.05		Foreclosed Property	
MUNICIPAL FUNCTIONS TOTAL	587,382.88	4a Commercial 33 15.60		Emergencies & Other Deferred Charges	
CAPITAL IMPROVEMENTS *MEMO*	5,000.00	4b Industrial 5 5.08		State and Federal Aid Receivable	
DEBT SERVICE		4c Apartments 2 1.09		Other Receivables	
Principal Payments	31,970.77	Total 493		Total	
Interest Payments	48,944.60	Land Area .57 Sq. Miles		LIABILITIES, RESERVES, AND SURPLUS	
DEFERRED CHARGES	12,122.50	Net Valuation Taxable-Municipal		Cash Liabilities	
SCHOOL, COUNTY, SPECIAL DISTRICT TAXES	1,023,576.33	Net Valuation Taxable-County		Reserves for Receivables	
RESERVE FOR UNCOLLECTED TAXES	137,360.19	State Equalized Valuation		Surplus Dec. 31, 1991	
EXPENDITURES TOTAL	1,841,337.27	State Equalization Ratio		Total	

0706
Population 1980 2,363
Population 1990 2,139
S & P Rating
Moody Rating

General Tax Rate Per \$100. 7.41
State Equalized Tax Rate 1.47

ESSEX FELS TOWNSHIP - ESSEX COUNTY
Form of Government
Borough Council
Number of Members - 6

PER CAPITA:
Gross Debt 219.61
Net Debt 168.30
Debt Service .05
Total Tax Levy 2,435.36
Municipal Expenditures 1,017.11
PER CENT:
Gross Debt .13
Net Debt .10
Tax Levy Collected 98.49
Tax Levy Cancelled, Abated or Adjusted .16

EXPENDITURES		REVENUES-REALIZED		1991 PROPERTY TAX	
GENERAL GOVERNMENT				STATE EQUALIZED TAX RATE	
Governing Body & Public Boards		1991 Property Taxes Collected	5,132,183.29	Local District School Taxes	1,026,771.00
Municipal Clerk		1991 Payments in Lieu of Taxes		Regional & Consolidated School Tax	1,048,425.26
Financial Administration	45,830.56	Delinquent Tax & Lien Collections	109,306.69	School Taxes in Municipal Budget	
Assessment of Taxes	8,955.00	Business Personalty Replacement Taxes	6,004.34	County Taxes	2,300,295.64
Collection of Taxes	10,516.37	Taxes from Public Utilities	197,927.75	County Library Taxes	
Planning, Housing & Development	6,230.00	Other Miscellaneous Tax Revenues		Local Municipal Purpose Taxes	827,472.00
Human Resources	65,138.00	State Aid Revenues	205,376.89	Veteran & Senior Citizen Taxes	6,800.00
Elections	785.20	Federal Aid Revenues		Total Taxes for Rate Computation	5,209,763.90
General Administration (other)	196,825.23	State and Local Fiscal Assistance Act Utilized	18.32	Special District Taxes	
JUDICIARY		Sale of Acquired Property		Bank Corp. Taxes	
Municipal Courts	8,623.43	Other Miscellaneous Revenues	372,841.75	Added and Omitted Taxes	6,276.86
PUBLIC SAFETY				Total Taxes Levied - ABSTRACT	5,209,240.76
Fire Protection	17,475.51		6,023,659.03	Total Taxes Billed	5,210,957.12
Police Protection	620,971.00	Prior Years Surplus Appropriated	665,811.00	1991 TAXES COLLECTED	5,132,183.29
Civil Defense & Disaster Control	100.00	REVENUES TOTAL	6,689,470.03	1991 Taxes Cancelled, Abated or Adjusted	8,188.05
Environmental Inspection & Control	8,500.00	Reserve For Uncollected Taxes	460,345.00	Transfer to Tax Title Liens or Foreclosed	
Other Public Safety		CAPITAL OUTLAY TOTAL	679,509.39	Balance Outstanding Dec. 31, 1991	70,585.78
PUBLIC WORKS				PRIOR YEARS TAXES OUTSTANDING	
Streets and Drainage	284,235.00	Public Enterprises	168,827.35	Balance January 1, 1991	84,032.65
Sewers and Sewage Processing	20,086.00	Recreation-Culture		Collected in 1991	83,999.62
Garbage and Trash Disposal	238,000.00	Public Works	20,947.88	Cancelled, Abated or Adjusted 1991	
Public Buildings and Grounds	31,363.37	Buildings and Grounds	489,734.16	Transfers to Tax Title Liens or Foreclosed	
Other Public Works		Library and Education		Balance December 31, 1991	33.03
HEALTH and WELFARE		Conservation		TAX TITLE LIENS OUTSTANDING	
Health Services Except Environmental	4,753.20	All Other		Balance January 1, 1991	25,307.07
Welfare-Public Assistance	3,461.22			Transfer From Taxes	
Hospital, Clinics, First Aid		CAPITAL DEBT AUTHORIZED, DECEMBER 31, 1991		Redeemed in 1991	25,307.07
Animal, Insect, & Rodent Control		ISSUED AND UNISSUED		Cancelled, Abated or Adjusted (1991)	
Other Welfare Services		School	109,748	Transfers to Foreclosed Property	
RECREATION and CONSERVATION		Self-Liquidating		Balance December 31, 1991	
Beaches and Boardwalks		Other	360,000	PROPERTY ACQUIRED BY DEED OR	
Parks, Playgrounds, Shade Trees	19,141.00	Total	469,748	FORECLOSURE	
Land Reclamation & Conservation				Balance January 1, 1991	1,900.00
Other Recreational Services	9,050.00	ISSUED AND OUTSTANDING		Transfers From Taxes or Liens	
EDUCATION (excluding schools)		School	109,748.40	Sale for Cash (1991)	
Libraries		Self-Liquidating		Cancelled, Abated or Adjusted (1991)	
Other Educational Services		Other	315,000.00	Balance December 31, 1991	1,900.00
STATUTORY EXPENDITURES		Total	424,748.40	CURRENT FINANCES DECEMBER 31, 1991	
Pensions & F. I. C. A.	113,136.36	EQUALIZED VALUATION BASIS		ASSETS	
Employee Fringe Benefits		FOR NET DEBT COMPUTATION	374,380,360	Cash Dec. 31, 1991	1,447,720.78
Other Statutory Expenditures		REAL PROPERTY VALUATIONS		Taxes Receivable	70,618.81
CETA And Other Public Employment Programs		Code Class # of Parcels % VAL'N		Tax Title Liens	
MUNICIPAL FUNCTIONS TOTAL	1,713,176.45	1 Vacant Land 39 1.18	825,800.00	Foreclosed Property	1,900.00
CAPITAL IMPROVEMENTS *MEMO*	183,000.00	2 Residential 741 96.45	67,655,800.00	Emergencies & Other Deferred Charges	
DEBT SERVICE		3 Farm		State and Federal Aid Receivable	216,419.61
Principal Payments		4a Commercial 5 2.38	1,667,800.00	Other Receivables	3,753.50
Interest Payments	100.00	4b Industrial		Total	1,740,412.70
		4c Apartments		LIABILITIES, RESERVES, AND SURPLUS	
		Total 785	70,149,400.00	Cash Liabilities	866,027.62
DEFERRED CHARGES	1,978.64	Land Area 1.30 Sq. Miles		Reserves for Receivables	76,272.31
SCHOOL, COUNTY, SPECIAL DISTRICT TAXES	4,375,431.90	Net Valuation Taxable-Municipal	70,238,600	Surplus Dec. 31, 1991	798,112.77
RESERVE FOR UNCOLLECTED TAXES	460,345.00	Net Valuation Taxable-County	392,643,200	Total	1,740,412.70
EXPENDITURES TOTAL	6,551,071.99	State Equalized Valuation	354,737,329		
		State Equalization Rate	19.78		

0109
Population 1980 848
Population 1990 1,404
S & P Rating
Moody Rating

General Tax Rate Per \$100.
1.49
State Equalized Tax Rate
1.72

ESTELL MANOR CITY - ATLANTIC COUNTY
Form of Government
Small Municipality Plan D (OMCL 50)
Number of Members - 5

PER CAPITA:
Gross Debt 47.01
Net Debt 28.49
Debt Service
Total Tax Levy 974.24
Municipal Expenditures 551.63
PER CENT:
Gross Debt .09
Net Debt .05
Tax Levy Collected 86.39
Tax Levy Cancelled, Abated or Adjusted 2.89

EXPENDITURES		REVENUES-REALIZED		1991 PROPERTY TAX	
GENERAL GOVERNMENT				STATE EQUALIZED TAX RATE 1.13	893,017.00
Governing Body & Public Boards		1991 Property Taxes Collected	1,185,507.73	Local District School Taxes	
Municipal Clerk		1991 Payments in Lieu of Taxes		Regional & Consolidated School Tax	
Financial Administration	30,484.00	Delinquent Tax & Lien Collections	106,784.74	School Taxes in Municipal Budget	
Assessment of Taxes	13,400.00	Business Personalty Replacement Taxes	7,679.48	County Taxes	.45 *
Collection of Taxes	50,945.00	Taxes from Public Utilities	146,392.00	County Library Taxes	.03
Planning, Housing & Development	24,447.00	Other Miscellaneous Tax Revenues		Local Municipal Purpose Taxes	.11
Human Resources	6,046.76	State Aid Revenues	145,729.89	Veteran & Senior Citizen Taxes	
Elections		Federal Aid Revenues	9,947.00	Total Taxes for Rate Computation	1.72
General Administration (other)	126,886.00	State and Local Fiscal Assistance Act Utilized		Special District Taxes	
JUDICIARY		Sale of Acquired Property		Bank Corp. Taxes	
Municipal Courts	34,500.00	Other Miscellaneous Revenues	140,302.73	Added and Omitted Taxes	479.40
PUBLIC SAFETY		Total	1,742,343.57	Total Taxes Levied - ABSTRACT	1,367,833.18
Fire Protection	10,000.00	Prior Years Surplus Appropriated	290,000.00	Total Taxes Billed	1,372,225.27
Police Protection	8,600.00	REVENUES TOTAL	2,032,343.57	1991 TAXES COLLECTED	1,185,507.73
Civil Defense & Disaster Control	5,450.00	Reserve For Uncollected Taxes	186,000.00	1991 Taxes Cancelled, Abated or Adjusted	39,723.94
Environmental Inspection & Control	1,800.00	CAPITAL OUTLAY TOTAL	3,784.52	Transfer to Tax Title Liens or Foreclosed	38,240.73
Other Public Safety				Balance Outstanding Dec. 31, 1991	108,752.87
PUBLIC WORKS				PRIOR YEARS TAXES OUTSTANDING	
Streets and Drainage	68,530.00	Public Enterprises		Balance January 1, 1991	120,924.88
Sewers and Sewage Processing	11,250.00	Recreation-Culture		Collected in 1991	103,947.12
Garbage and Trash Disposal	133,500.00	Public Works	3,590.00	Cancelled, Abated or Adjusted 1991	25.62
Public Buildings and Grounds	22,800.00	Buildings and Grounds	194.52	Transfers to Tax Title Liens or Foreclosed	15,093.08
Other Public Works	2,950.00	Library and Education		Balance December 31, 1991	1,859.06
HEALTH and WELFARE		Conservation		TAX TITLE LIENS OUTSTANDING	
Health Services Except Environmental	325.00	All Other		Balance January 1, 1991	161,319.68
Welfare-Public Assistance	3,950.00	CAPITAL DEBT AUTHORIZED, DECEMBER 31, 1991		Transfer From Taxes	55,535.51
Hospital, Clinics, First Aid		ISSUED AND UNISSUED		Redeemed in 1991	2,837.62
Animal, Insect, & Rodent Control	4,600.00	School	26,000	Cancelled, Abated or Adjusted (1991)	
Other Welfare Services		Self-Liquidating		Transfers to Foreclosed Property	
RECREATION, and CONSERVATION		Other	40,000	Balance December 31, 1991	214,017.57
Beaches and Boardwalks		Total	66,000	PROPERTY ACQUIRED BY DEED OR FORECLOSURE	
Parks, Playgrounds, Shade Trees				Balance January 1, 1991	515,574.40
Land Reclamation & Conservation	350.00	ISSUED AND OUTSTANDING		Transfers From Taxes or Liens	
Other Recreational Services	3,500.00	School	26,000.00	Sale for Cash (1991)	
EDUCATION (excluding schools)		Self-Liquidating		Cancelled, Abated or Adjusted (1991)	
Libraries		Other		Balance December 31, 1991	515,574.40
Other Educational Services		Total	26,000.00	CURRENT FINANCES DECEMBER 31, 1991	
STATUTORY EXPENDITURES		EQUALIZED VALUATION BASIS		ASSETS	
Pensions & F. L. C. A.	20,471.00	FOR NET DEBT COMPUTATION	73,340,771	Cash Dec. 31, 1991	883,156.15
Employee Fringe Benefits		REAL PROPERTY VALUATIONS		Taxes Receivable	110,611.93
Other Statutory Expenditures	909.00	Code Class # of Parcels % VAL'N		Tax Title Liens	214,017.57
CETA And Other Public Employment Programs		1 Vacant Land 1566 32.84	29,877,975.00	Foreclosed Property	515,574.40
MUNICIPAL FUNCTIONS TOTAL	585,693.76	2 Residential 572 57.17	52,004,000.00	Emergencies & Other Deferred Charges	1,500.00
CAPITAL IMPROVEMENTS *MEMO*	5,000.00	3 Farm 58 4.81	4,373,200.00	State and Federal Aid Receivable	
DEBT SERVICE		4a Commercial 10 3.06	2,780,000.00	Other Receivables	28,196.49
Principal Payments		4b Industrial 5 1.07	973,100.00	Total	1,753,056.54
Interest Payments		4c Apartments 2 1.06	963,300.00	LIABILITIES, RESERVES, AND SURPLUS	
		Total 2213	90,971,575.00	Cash Liabilities	393,245.12
DEFERRED CHARGES	2,800.00	Land Area 53.75 Sq. Miles		Reserves for Receivables	868,400.39
SCHOOL, COUNTY, SPECIAL DISTRICT TAXES	1,273,755.78	Net Valuation Taxable-Municipal	91,589,324	Surplus Dec. 31, 1991	491,411.03
RESERVE FOR UNCOLLECTED TAXES	186,000.00	Net Valuation Taxable-County	77,992,524	Total	1,753,056.54
EXPENDITURES TOTAL	2,053,249.54	State Equalized Valuation	79,374,199		
		State Equalization Ratio	115.51		

0313
Population 1980 21,508
Population 1990 35,309
S & P Rating
Moody Rating A1

General Tax Rate Per \$100. 1.79
State Equalized Tax Rate 1.78

EVESHAM TOWNSHIP - BURLINGTON CO.
Form of Government
Council-Manager Plan B (OMCL 50)
Number of Members - 5

PER CAPITA:
Gross Debt 1,621.51
Net Debt 1,084.30
Debt Service 44.35
Total Tax Levy 1,083.43
Municipal Expenditures 364.04
PER CENT:
Gross Debt 3.05
Net Debt 2.04
Tax Levy Collected 96.74
Tax Levy Cancelled, Abated or Adjusted .05

EXPENDITURES		REVENUES-REALIZED		1991 PROPERTY TAX	
GENERAL GOVERNMENT				STATE EQUALIZED TAX RATE	
Governing Body & Public Boards	31,600.00	1991 Property Taxes Collected	37,042,562.12	Local District School Taxes	15,001,687.50
Municipal Clerk	207,290.00	1991 Payments in Lieu of Taxes		Regional & Consolidated School Tax	5,093,657.87
Financial Administration	178,376.00	Delinquent Tax & Lien Collections	1,731,342.88	School Taxes in Municipal Budget	
Assessment of Taxes	126,333.00	Business Personalty Replacement Taxes	100,223.12	County Taxes	10,550,675.97
Collection of Taxes	112,201.00	Taxes from Public Utilities	2,133,688.00	County Library Taxes	647,804.76
Planning, Housing & Development	104,751.00	Other Miscellaneous Tax Revenues		Local Municipal Purpose Taxes	4,772,026.00
Human Resources	240,073.00	State Aid Revenues	1,682,669.20	Veteran & Senior Citizen Taxes	144,250.00
Elections		Federal Aid Revenues		Total Taxes for Rate Computation	36,210,102.10
General Administration (other)	1,641,724.00	State and Local Fiscal Assistance Act Utilized		Special District Taxes	1,330,115.00
JUDICIARY		Sale of Acquired Property		Bank Corp. Taxes	
Municipal Courts	129,901.33	Other Miscellaneous Revenues	2,289,917.56	Added and Omitted Taxes	858,872.91
PUBLIC SAFETY		Total	44,930,402.88	Total Taxes Levied - ABSTRACT	38,254,840.01
Fire Protection		Prior Years Surplus Appropriated	1,397,608.00	Total Taxes Billed	38,292,387.39
Police Protection	2,326,422.39	REVENUES TOTAL	46,378,010.88	1991 TAXES COLLECTED	37,042,562.12
Civil Defense & Disaster Control	400.00	Reserve For Uncollected Taxes	1,983,669.50	1991 Taxes Cancelled, Abated or Adjusted	19,211.07
Environmental Inspection & Control	274,493.00	CAPITAL OUTLAY	TOTAL	Transfer to Tax Title Liens or Foreclosed	18,140.58
Other Public Safety			1,310,072.05	Balance Outstanding Dec. 31, 1991	1,212,473.62
PUBLIC WORKS				PRIOR YEARS TAXES OUTSTANDING	
Streets and Drainage	740,991.77	Public Enterprises	174,329.79	Balance January 1, 1991	1,856,235.16
Sewers and Sewage Processing	788,970.01	Recreation-Culture	207,594.63	Collected in 1991	1,683,906.65
Garbage and Trash Disposal	888,452.00	Public Works	187,289.68	Cancelled, Abated or Adjusted 1991	2,237.06
Public Buildings and Grounds	50,563.00	Buildings and Grounds	740,857.95	Transfers to Tax Title Liens or Foreclosed	38,616.72
Other Public Works		Library and Education		Balance December 31, 1991	131,474.73
HEALTH and WELFARE		Conservation		TAX TITLE LIENS OUTSTANDING	
Health Services Except Environmental	13,794.00	All Other		Balance January 1, 1991	62,741.63
Welfare-Public Assistance	12,236.00	CAPITAL DEBT AUTHORIZED, DECEMBER 31, 1991		Transfer From Taxes	62,517.05
Hospital, Clinics, First Aid		ISSUED AND UNISSUED	GROSS DEBT	Redeemed in 1991	47,436.23
Animal, Insect, & Rodent Control		School	17,751,434	Cancelled, Abated or Adjusted (1991)	
Other Welfare Services		Self-Liquidating	684,123	Transfers to Foreclosed Property	
RECREATION and CONSERVATION		Other	38,818,234	Balance December 31, 1991	77,822.45
Beaches and Boardwalks		Total	57,253,791	PROPERTY ACQUIRED BY DEED OR FORECLOSURE	
Parks, Playgrounds, Shade Trees	166,345.00	ISSUED AND OUTSTANDING		Balance January 1, 1991	233,780.82
Land Reclamation & Conservation		School	17,751,434.12	Transfers From Taxes or Liens	
Other Recreational Services	269,076.00	Self-Liquidating	500,000.00	Sale for Cash (1991)	
EDUCATION (excluding schools)		Other	12,774,000.00	Cancelled, Abated or Adjusted (1991)	
Libraries	73,933.00	Total	31,025,434.12	Balance December 31, 1991	233,780.82
Other Educational Services	35,900.00	EQUALIZED VALUATION BASIS		CURRENT FINANCES DECEMBER 31, 1991	
STATUTORY EXPENDITURES		FOR NET DEBT COMPUTATION	1,880,023,961	ASSETS	
Pensions & F. I. C. A.	723,265.00	REAL PROPERTY VALUATIONS		Cash Dec. 31, 1991	6,505,106.56
Employee Fringe Benefits		Code	Class	Taxes Receivable	1,343,948.35
Other Statutory Expenditures		# of Parcels	% VAL'N	Tax Title Liens	77,822.45
CETA And Other Public Employment Programs		1 Vacant Land	2070 5.18	Foreclosed Property	283,780.82
MUNICIPAL FUNCTIONS		2 Residential	10924 72.37	Emergencies & Other Deferred Charges	201,170.00
CAPITAL IMPROVEMENTS	MEMO	3 Farm	199 .50	State and Federal Aid Receivable	135,075.69
DEBT SERVICE		4a Commercial	364 16.65	Other Receivables	1,388,829.45
Principal Payments	875,000.00	4b Industrial	23 1.96	Total	9,935,733.32
Interest Payments	691,079.00	4c Apartments	17 3.33	LIABILITIES, RESERVES, AND SURPLUS	
		Total	13597	Cash Liabilities	2,808,872.15
DEFERRED CHARGES		Land Area	29.65 Sq. Miles	Reserves for Receivables	3,094,381.07
SCHOOL, COUNTY, SPECIAL DISTRICT TAXES	32,623,941.10	Net Valuation Taxable-Municipal		Surplus Dec. 31, 1991	4,032,480.10
RESERVE FOR UNCOLLECTED TAXES	1,983,669.50	Net Valuation Taxable-County		Total	9,935,733.32
EXPENDITURES	TOTAL	State Equalized Valuation			
	45,677,709.99	State Equalization Ratio	99.34		

1102

Population 1980 34,842
 Population 1990 34,185
 S & P Rating
 Moody Rating AAA

General Tax Rate Per \$100.

16.02

State Equalized Tax Rate

2.04

EWING TOWNSHIP - MERCER COUNTY
 Form of Government
 Township Committee
 Number of Members - 5

PER CAPITA:

Gross Debt 1,447.30
 Net Debt 813.98
 Debt Service 95.46
 Total Tax Levy 1,114.31
 Municipal Expenditures 710.39

PER CENT:

Gross Debt 2.83
 Net Debt 1.59
 Tax Levy Collected 95.36
 Tax Levy Cancelled, Abated or Adjusted .10

EXPENDITURES		REVENUES-REALIZED		1991 PROPERTY TAX	
GENERAL GOVERNMENT				STATE EQUALIZED TAX RATE	
Governing Body & Public Boards	200.00	1991 Property Taxes Collected	17,179,980.65	Local District School Taxes	1.20 22,386,143.00
Municipal Clerk		1991 Payments in Lieu of Taxes	294,364.00	Regional & Consolidated School Tax	
Financial Administration	207,112.00	Delinquent Tax & Lien Collections	815,000.00	School Taxes in Municipal Budget	
Assessment of Taxes	277,447.00	Business Personalty Replacement Taxes	1,268,157.60	County Taxes	.49 9,135,360.12
Collection of Taxes	3,000.00	Taxes from Public Utilities	2,171,753.00	County Library Taxes	.04 814,695.81
Planning, Housing & Development	23,600.00	Other Miscellaneous Tax Revenues	1,128,053.20	Local Municipal Purpose Taxes	.30 5,673,806.44
Human Resources	230,816.50	State Aid Revenues	5,046,321.79	Veteran & Senior Citizen Taxes	
Elections	15,000.00	Federal Aid Revenues		Total Taxes for Rate Computation	2.03 38,348,055.37
General Administration (other)	1,399,970.00	State and Local Fiscal Assistance Act Utilized		Special District Taxes	
JUDICIARY		Sale of Acquired Property		Bank Corp. Taxes	
Municipal Courts	257,974.00	Other Miscellaneous Revenues	5,865,831.77	Added and Omitted Taxes	
PUBLIC SAFETY		Total	33,769,462.01	Total Taxes Levied - ABSTRACT	38,092,790.52
Fire Protection	713,551.00	Prior Years Surplus Appropriated	2,125,000.00	Total Taxes Billed	18,016,244.12
Police Protection	3,460,529.01	REVENUES TOTAL	35,894,462.01	1991 TAXES COLLECTED	17,179,980.65
Civil Defense & Disaster Control	4,769.00	Reserve For Uncollected Taxes	1,904,881.56	1991 Taxes Cancelled, Abated or Adjusted	18,327.14
Environmental Inspection & Control		CAPITAL OUTLAY TOTAL	11,013,522.47	Transfer to Tax Title Liens or Foreclosed	
Other Public Safety				Balance Outstanding Dec. 31, 1991	817,936.33
PUBLIC WORKS				PRIOR YEARS TAXES OUTSTANDING	
Streets and Drainage	1,510,570.44	Public Enterprises		Balance January 1, 1991	1,179,964.45
Sewers and Sewage Processing	4,247,798.00	Recreation-Culture	537,675.22	Collected in 1991	411,584.45
Garbage and Trash Disposal	2,181,804.00	Public Works	14,459.75	Cancelled, Abated or Adjusted 1991	3,837.86
Public Buildings and Grounds	218,000.00	Buildings and Grounds	10,461,387.50	Transfers to Tax Title Liens or Foreclosed	24,315.41
Other Public Works	506,000.00	Library and Education		Balance December 31, 1991	740,226.73
HEALTH and WELFARE		Conservation		TAX TITLE LIENS OUTSTANDING	
Health Services Except Environmental	176,033.00	All Other		Balance January 1, 1991	72,473.25
Welfare-Public Assistance	43,387.00	CAPITAL DEBT AUTHORIZED, DECEMBER 31, 1991		Transfer From Taxes	24,315.41
Hospital, Clinics, First Aid		ISSUED AND UNISSUED		Redeemed in 1991	30,926.42
Animal, Insect, & Rodent Control	32,490.00	School	21,650,000	Cancelled, Abated or Adjusted (1991)	
Other Welfare Services		Self-Liquidating		Transfers to Foreclosed Property	
RECREATION and CONSERVATION		Other	27,826,028	Balance December 31, 1991	65,862.24
Beaches and Boardwalks		Total	49,476,028	PROPERTY ACQUIRED BY DEED OR FORECLOSURE	
Parks, Playgrounds, Shade Trees	887,764.00	ISSUED AND OUTSTANDING		Balance January 1, 1991	35,222.00
Land Reclamation & Conservation	40,090.30	School		Transfers From Taxes or Liens	
Other Recreational Services	179,210.00	Self-Liquidating		Sale for Cash (1991)	
EDUCATION (excluding schools)		Other	27,046,162.04	Cancelled, Abated or Adjusted (1991)	
Libraries		Total	27,046,162.04	Balance December 31, 1991	35,222.00
Other Educational Services		EQUALIZED VALUATION BASIS		CURRENT FINANCES DECEMBER 31, 1991	
STATUTORY EXPENDITURES		FOR NET DEBT COMPUTATION	1,749,663,961	ASSETS	
Pensions & F. I. C. A.	1,021,448.00	REAL PROPERTY VALUATIONS		Cash Dec. 31, 1991	5,476,839.21
Employee Fringe Benefits	1,307,015.00	Code Class # of Parcels % VAL'N		Taxes Receivable	1,558,163.06
Other Statutory Expenditures		1 Vacant Land 1092 1.48	3,452,060.00	Tax Title Liens	65,862.24
CETA And Other Public Employment Programs		2 Residential 9795 65.46	153,098,268.00	Foreclosed Property	35,222.00
MUNICIPAL FUNCTIONS TOTAL	18,945,578.25	3 Farm 13 .11	259,140.00	Emergencies & Other Deferred Charges	750,000.00
CAPITAL IMPROVEMENTS *MEMO*		4a Commercial 500 24.41	57,086,800.00	State and Federal Aid Receivable	1,073,755.10
DEBT SERVICE		4b Industrial 31 3.57	8,358,490.00	Other Receivables	310,464.86
Principal Payments	1,640,110.00	4c Apartments 16 4.97	11,619,600.00	Total	9,270,306.47
Interest Payments	1,623,263.00	Total 11447	233,874,358.00	LIABILITIES, RESERVES, AND SURPLUS	
DEFERRED CHARGES	170,866.02	Land Area 15.13 Sq. Miles		Cash Liabilities	3,817,695.68
SCHOOL COUNTY, SPECIAL DISTRICT TAXES	32,413,934.08	Net Valuation Taxable-Municipal	237,314,065	Reserves for Receivables	1,969,712.16
RESERVE FOR UNCOLLECTED TAXES	1,904,881.56	Net Valuation Taxable-County	1,877,756,604	Surplus Dec. 31, 1991	3,482,398.63
EXPENDITURES TOTAL	56,703,682.91	State Equalized Valuation	1,842,122,514	Total	9,270,306.47
		State Equalization Ratio	12.72		

1313
Population 1980 5,679
Population 1990 5,270
S & P Rating
Moody Rating A

General Tax Rate Per \$100. 3.02
State Equalized Tax Rate 1.98

FAIR HAVEN BOROUGH - MONMOUTH CO.
Form of Government
Borough Council
Number of Members - 6

PER CAPITA:
Gross Debt 666.64
Net Debt 610.72
Debt Service 122.55
Total Tax Levy 1,819.99
Municipal Expenditures 704.43
PER CENT:
Gross Debt .71
Net Debt .65
Tax Levy Collected 97.44
Tax Levy Cancelled, Abated or Adjusted

EXPENDITURES		REVENUES-REALIZED		1991 PROPERTY TAX	
GENERAL GOVERNMENT		1991 Property Taxes Collected		STATE EQUALIZED TAX RATE	
Governing Body & Public Boards		9,345,651.36		Local District School Taxes	3,747,639.00
Municipal Clerk		1991 Payments in Lieu of Taxes		Regional & Consolidated School Tax	1,683,750.71
Financial Administration	23,505.00	Delinquent Tax & Lien Collections		School Taxes in Municipal Budget	
Assessment of Taxes	34,910.30	209,635.06		County Taxes	* 2,030,586.14
Collection of Taxes	79,038.50	Business Personalty Replacement Taxes		County Library Taxes	75,039.56
Planning, Housing & Development	11,320.00	Taxes from Public Utilities		Local Municipal Purpose Taxes	2,017,560.91
Human Resources	87,761.64	350,751.00		Veteran & Senior Citizen Taxes	35,000.00
Elections		Other Miscellaneous Tax Revenues		Total Taxes for Rate Computation	9,589,576.32
General Administration (other)	369,258.54	State Aid Revenues		Special District Taxes	
JUDICIARY		Federal Aid Revenues		Bank Corp. Taxes	
Municipal Courts	17,318.34	State and Local Fiscal Assistance Act Utilized		Added and Omitted Taxes	36,762.66
PUBLIC SAFETY		Sale of Acquired Property		Total Taxes Levied - ABSTRACT	9,591,338.98
Fire Protection	63,451.90	Other Miscellaneous Revenues		Total Taxes Billed	9,591,338.98
Police Protection	641,903.09	287,887.56		1991 TAXES COLLECTED	9,345,651.36
Civil Defense & Disaster Control		Prior Years Surplus Appropriated		1991 Taxes Cancelled, Abated or Adjusted	
Environmental Inspection & Control	39,799.00	460,000.00		Transfer to Tax Title Liens or Foreclosed	
Other Public Safety		REVENUES TOTAL		Balance Outstanding Dec. 31, 1991	245,687.62
PUBLIC WORKS		CAPITAL OUTLAY TOTAL		PRIOR YEARS TAXES OUTSTANDING	
Streets and Drainage	215,655.97	261,421.11		Balance January 1, 1991	209,830.38
Sewers and Sewage Processing	337,525.00	Public Enterprises		Collected in 1991	209,635.06
Garbage and Trash Disposal	125,746.36	Recreation-Culture		Cancelled, Abated or Adjusted 1991	
Public Buildings and Grounds	22,396.00	206,062.33		Transfers to Tax Title Liens or Foreclosed	
Other Public Works	23,000.00	Buildings and Grounds		Balance December 31, 1991	195.32
HEALTH and WELFARE		Library and Education		TAX TITLE LIENS OUTSTANDING	
Health Services Except Environmental	12,891.50	Conservation		Balance January 1, 1991	5,543.53
Welfare-Public Assistance	1,674.00	All Other		Transfer From Taxes	
Hospital, Clinics, First Aid		CAPITAL DEBT AUTHORIZED, DECEMBER 31, 1991		Redeemed in 1991	
Animal, Insect, & Rodent Control		ISSUED AND UNISSUED GROSS DEBT NET DEBT		Cancelled, Abated or Adjusted (1991)	
Other Welfare Services		School 294,732		Transfers to Foreclosed Property	
RECREATION and CONSERVATION		Self-Liquidating		Balance December 31, 1991	5,543.53
Beaches and Boardwalks		Other 3,218,475		PROPERTY ACQUIRED BY DEED OR FORECLOSURE	
Parks, Playgrounds, Shade Trees	61,665.00	Total 3,513,207		Balance January 1, 1991	11,200.00
Land Reclamation & Conservation		ISSUED AND OUTSTANDING		Transfers From Taxes or Liens	
Other Recreational Services	29,790.00	School 294,732.78		Sale for Cash (1991)	
EDUCATION (excluding schools)		Self-Liquidating		Cancelled, Abated or Adjusted (1991)	
Libraries	50,000.00	Other 3,218,000.00		Balance December 31, 1991	11,200.00
Other Educational Services		Total 3,512,732.78		CURRENT FINANCES DECEMBER 31, 1991	
STATUTORY EXPENDITURES		EQUALIZED VALUATION BASIS		ASSETS	
Pensions & F. I. C. A.	213,353.21	FOR NET DEBT COMPUTATION		Cash Dec. 31, 1991	1,669,234.08
Employee Fringe Benefits	271,776.35	REAL PROPERTY VALUATIONS		Taxes Receivable	245,882.94
Other Statutory Expenditures	5,000.00	Code Class # of Parcels % VAL'N		Tax Title Liens	5,543.53
CETA And Other Public Employment Programs		1 Vacant Land 107 2.23		Foreclosed Property	11,200.00
MUNICIPAL FUNCTIONS TOTAL	2,749,304.90	2 Residential 1914 92.39		Emergencies & Other Deferred Charges	45,500.00
CAPITAL IMPROVEMENTS *MEMO*		3 Farm		State and Federal Aid Receivable	
DEBT SERVICE		4a Commercial 62 5.38		Other Receivables	7,707.03
Principal Payments	340,000.00	4b Industrial		Total	1,985,067.58
Interest Payments	305,828.05	4c Apartments		LIABILITIES, RESERVES, AND SURPLUS	
DEFERRED CHARGES		Total 2083		Cash Liabilities	1,134,921.32
SCHOOL COUNTY, SPECIAL DISTRICT TAXES	3,064.79	Land Area 1.55 Sq. Miles		Reserves for Receivables	270,333.50
RESERVE FOR UNCOLLECTED TAXES	309,135.53	Net Valuation Taxable-Municipal		Surplus Dec. 31, 1991	579,812.76
EXPENDITURES TOTAL	11,247,348.68	Net Valuation Taxable-County		Total	1,985,067.58
		State Equalized Valuation			
		State Equalization Ratio			

0217
 Population 1980 32,229
 Population 1990 30,548
 S & P Rating
 Moody Rating A1
 General Tax Rate Per \$100. 1.94
 State Equalized Tax Rate 1.80

FAIR LAWN BOROUGH - BERGEN COUNTY
 Form of Government
 Council-Manager Plan E (OMCL 50)
 Number of Members - 5

PER CAPITA:
 Gross Debt 606.64
 Net Debt 593.65
 Debt Service 36.40
 Total Tax Levy 1,529.19
 Municipal Expenditures 673.21
 PER CENT:
 Gross Debt .72
 Net Debt .71
 Tax Levy Collected 97.83
 Tax Levy Cancelled, Abated or Adjusted .29

EXPENDITURES		REVENUES-REALIZED		1991 PROPERTY TAX	
GENERAL GOVERNMENT				STATE EQUALIZED TAX RATE 1.80	
Governing Body & Public Boards		1991 Property Taxes Collected	45,525,624.76	Local District School Taxes	28,183,661.50
Municipal Clerk		1991 Payments in Lieu of Taxes		Regional & Consolidated School Tax	
Financial Administration	171,258.00	Delinquent Tax & Lien Collections	462,163.48	School Taxes in Municipal Budget	
Assessment of Taxes	167,300.00	Business Personalty Replacement Taxes	758,666.52	County Taxes	6,278,429.09
Collection of Taxes	110,500.00	Taxes from Public Utilities	3,064,819.00	County Library Taxes	
Planning, Housing & Development	80,035.30	Other Miscellaneous Tax Revenues		Local Municipal Purpose Taxes	12,018,296.01
Human Resources	170,763.60	State Aid Revenues	1,632,643.88	Veteran & Senior Citizen Taxes	452,300.00
Elections		Federal Aid Revenues		Total Taxes for Rate Computation	46,932,686.60
General Administration (other)	1,938,901.53	State and Local Fiscal Assistance Act Utilized		Special District Taxes	191,000.00
JUDICIARY		State of Acquired Property		Bank Corp. Taxes	
Municipal Courts	292,900.00	Other Miscellaneous Revenues	1,433,199.46	Added and Omitted Taxes	42,240.65
PUBLIC SAFETY		Total	52,877,117.10	Total Taxes Levied - ABSTRACT	46,713,627.25
Fire Protection	273,544.60	Prior Years Surplus Appropriated	2,535,000.00	Total Taxes Billed	46,535,449.68
Police Protection	3,231,600.00	REVENUES TOTAL	55,412,117.10	1991 TAXES COLLECTED	45,525,624.76
Civil Defense & Disaster Control	35,400.00	Reserve For Uncollected Taxes	1,942,676.78	1991 Taxes Cancelled, Abated or Adjusted	137,008.79
Environmental Inspection & Control	303,200.00	CAPITAL OUTLAY TOTAL	2,160,750.96	Transfer to Tax Title Liens or Foreclosed	12,218.12
Other Public Safety				Balance Outstanding Dec. 31, 1991	860,598.01
PUBLIC WORKS				PRIOR YEARS TAXES OUTSTANDING	
Streets and Drainage	599,700.00	Public Enterprises	220,908.54	Balance January 1, 1991	501,473.14
Sewers and Sewage Processing	1,088,231.78	Recreation-Culture	10,494.00	Collected in 1991	453,039.63
Garbage and Trash Disposal	2,696,936.22	Public Works	118,222.61	Cancelled, Abated or Adjusted 1991	65,526.70
Public Buildings and Grounds	441,300.00	Buildings and Grounds	1,811,125.81	Transfers to Tax Title Liens or Foreclosed	
Other Public Works		Library and Education		Balance December 31, 1991	-17,093.19
HEALTH and WELFARE		Conservation		TAX TITLE LIENS OUTSTANDING	
Health Services Except Environmental	369,908.00	All Other		Balance January 1, 1991	74,088.95
Welfare-Public Assistance	191,950.00	CAPITAL DEBT AUTHORIZED, DECEMBER 31, 1991		Transfer From Taxes	13,004.79
Hospital, Clinics, First Aid	25,300.00	ISSUED AND UNISSUED		Redeemed in 1991	9,123.85
Animal, Insect, & Rodent Control		School	397,000	Cancelled, Abated or Adjusted (1991)	
Other Welfare Services		Self-Liquidating	4,011,515	Transfers to Foreclosed Property	
RECREATION and CONSERVATION		Other	14,123,215	Balance December 31, 1991	77,969.89
Beaches and Boardwalks		Total	18,531,730	PROPERTY ACQUIRED BY DEED OR FORECLOSURE	
Parks, Playgrounds, Shade Trees	617,800.00	ISSUED AND OUTSTANDING		Balance January 1, 1991	85,910.00
Land Reclamation & Conservation	401,325.95	School	397,000.00	Transfers From Taxes or Liens	
Other Recreational Services	508,300.00	Self-Liquidating	3,280,000.00	Sale for Cash (1991)	
EDUCATION (excluding schools)		Other	11,589,000.00	Cancelled, Abated or Adjusted (1991)	
Libraries	1,141,700.00	Total	15,266,000.00	Balance December 31, 1991	85,910.00
Other Educational Services	6,500.00	EQUALIZED VALUATION BASIS		CURRENT FINANCES DECEMBER 31, 1991	
STATUTORY EXPENDITURES		FOR NET DEBT COMPUTATION	2,560,053,939	ASSETS	
Pensions & F. I. C. A.	1,036,917.00	REAL PROPERTY VALUATIONS		Cash Dec. 31, 1991	6,370,808.31
Employee Fringe Benefits	1,590,138.36	Code Class # of Parcels % VAL'N		Taxes Receivable	843,504.82
Other Statutory Expenditures		1 Vacant Land 186 .52	12,443,300.00	Tax Title Liens	77,969.89
CETA And Other Public Employment Programs		2 Residential 10208 82.31	1,960,960,800.00	Foreclosed Property	85,910.00
MUNICIPAL FUNCTIONS TOTAL	17,491,410.34	3 Farm 1	18,300.00	Emergencies & Other Deferred Charges	101,600.00
CAPITAL IMPROVEMENTS *MEMO*	75,580.00	4a Commercial 349 8.39	211,811,900.00	State and Federal Aid Receivable	
DEBT SERVICE		4b Industrial 60 6.95	163,100,600.00	Other Receivables	97,168.63
Principal Payments	600,000.00	4c Apartments 12 1.43	34,116,900.00	Total	7,576,961.65
Interest Payments	512,070.00	Total	2,382,451,800.00	LIABILITIES, RESERVES, AND SURPLUS	
DEFERRED CHARGES	19,989.82	Land Area 5.30 Sq. Miles		Cash Liabilities	2,302,286.72
SCHOOL, COUNTY, SPECIAL DISTRICT TAXES	34,653,090.59	Net Valuation Taxable-Municipal	2,396,738,579	Reserves for Receivables	1,104,553.34
RESERVE FOR UNCOLLECTED TAXES	1,942,676.78	Net Valuation Taxable-County	2,656,574,995	Surplus Dec. 31, 1991	4,170,121.59
EXPENDITURES TOTAL	55,219,237.53	State Equalized Valuation	2,580,252,631	Total	7,576,961.65
		State Equalization Ratio	92.85		

0605
Population 1980 5,693
Population 1990 5,699
S & P Rating
Moody Rating AA

General Tax Rate Per \$100. 2.11
State Equalized Tax Rate 1.75

FAIRFIELD TOWNSHIP - CUMBERLAND CO.
Form of Government
Township Committee
Number of Members - 3

PER CAPITA:
Gross Debt 222.92
Net Debt 18.60
Debt Service
Total Tax Levy 352.83
Municipal Expenditures 424.34
PER CENT:
Gross Debt 1.28
Net Debt .11
Tax Levy Collected 83.96
Tax Levy Cancelled, Abated or Adjusted

EXPENDITURES	REVENUES-REALIZED	1991 PROPERTY TAX
GENERAL GOVERNMENT		STATE EQUALIZED TAX RATE
Governing Body & Public Boards	1991 Property Taxes Collected 1,684,183.37	Local District School Taxes .49 551,090.00
Municipal Clerk	1991 Payments in Lieu of Taxes 6,429.23	Regional & Consolidated School Tax .30 337,805.51
Financial Administration 49,100.00	Delinquent Tax & Lien Collections 517,922.38	School Taxes in Municipal Budget
Assessment of Taxes 18,395.00	Business Personalty Replacement Taxes 20,645.12	County Taxes .85 * 967,472.25
Collection of Taxes 30,492.00	Taxes from Public Utilities 255,976.00	County Library Taxes
Planning, Housing & Development 16,126.30	Other Miscellaneous Tax Revenues	Local Municipal Purpose Taxes .12 134,211.06
Human Resources	State Aid Revenues 587,241.15	Veteran & Senior Citizen Taxes
Elections 3,496.88	Federal Aid Revenues	Total Taxes for Rate Computation 1.76 2,053,928.82
General Administration (other) 346,172.48	State and Local Fiscal Assistance Act Utilized	Special District Taxes
JUDICIARY	Sale of Acquired Property	Bank Corp. Taxes
Municipal Courts 52,285.17	Other Miscellaneous Revenues 391,326.67	Added and Omitted Taxes 20,183.75
PUBLIC SAFETY	Total 3,463,723.92	Total Taxes Levied - ABSTRACT 2,010,762.57
Fire Protection 62,940.00	Prior Years Surplus Appropriated 293,862.00	Total Taxes Billed 2,005,908.35
Police Protection 89,389.92	REVENUES TOTAL 3,757,585.92	1991 TAXES COLLECTED 1,684,183.37
Civil Defense & Disaster Control 2,500.00	Reserve For Uncollected Taxes 868,384.62	1991 Taxes Cancelled, Abated or Adjusted
Environmental Inspection & Control 30,175.00	CAPITAL OUTLAY TOTAL 1,340.00	Transfer to Tax Title Liens or Foreclosed 24,840.65
Other Public Safety	Public Enterprises	Balance Outstanding Dec. 31, 1991 296,884.33
PUBLIC WORKS	Recreation-Culture	PRIOR YEARS TAXES OUTSTANDING
Streets and Drainage 362,996.69	Public Works	Balance January 1, 1991 520,240.99
Sewers and Sewage Processing 18,337.00	Buildings and Grounds 1,340.00	Collected in 1991 480,691.70
Garbage and Trash Disposal 121,099.20	Library and Education	Cancelled, Abated or Adjusted 1991 2,654.48
Public Buildings and Grounds 73,607.00	Conservation	Transfers to Tax Title Liens or Foreclosed 19,954.35
Other Public Works 17,000.00	All Other	Balance December 31, 1991 16,940.46
HEALTH and WELFARE	CAPITAL DEBT AUTHORIZED, DECEMBER 31, 1991	TAX TITLE LIENS OUTSTANDING
Health Services Except Environmental	ISSUED AND UNISSUED GROSS DEBT NET DEBT	Balance January 1, 1991 73,228.44
Welfare-Public Assistance 29,910.00	School 1,164,402	Transfer From Taxes 47,277.15
Hospital, Clinics, First Aid 68,068.31	Self-Liquidating 106,000 106,000	Redeemed in 1991 37,230.68
Animal, Insect, & Rodent Control 5,500.00	Other 1,270,402 106,000	Cancelled, Abated or Adjusted (1991)
Other Welfare Services	Total	Transfers to Foreclosed Property
RECREATION and CONSERVATION	ISSUED AND OUTSTANDING	Balance December 31, 1991 83,274.91
Beaches and Boardwalks	School 1,164,402.50	PROPERTY ACQUIRED BY DEED OR
Parks, Playgrounds, Shade Trees 3,300.00	Self-Liquidating	FORECLOSURE
Land Reclamation & Conservation 1,000.00	Other	Balance January 1, 1991 55,700.00
Other Recreational Services	Total 1,164,402.50	Transfers From Taxes or Liens
EDUCATION (excluding schools)	EQUALIZED VALUATION BASIS FOR NET DEBT COMPUTATION 99,225,000	Sale for Cash (1991)
Libraries	REAL PROPERTY VALUATIONS	Cancelled, Abated or Adjusted (1991)
Other Educational Services	Code Class # of Parcels % VAL'N ASSESSED VALUATION	Balance December 31, 1991 55,700.00
STATUTORY EXPENDITURES	1 Vacant Land 873 7.30 7,273,800.00	CURRENT FINANCES DECEMBER 31, 1991
Pensions & F. I. C. A. 48,904.00	2 Residential 1449 76.84 71,639,500.00	ASSETS
Employee Fringe Benefits 78,228.30	3 Farm 245 7.18 6,696,500.00	Cash Dec. 31, 1991 1,010,689.31
Other Statutory Expenditures 4,630.00	4a Commercial 57 8.17 7,616,200.00	Taxes Receivable 313,824.79
CETA And Other Public Employment Programs	4b Industrial	Tax Title Liens 83,274.91
MUNICIPAL FUNCTIONS TOTAL 1,535,153.25	4c Apartments	Foreclosed Property 55,700.00
CAPITAL IMPROVEMENTS *MEMO* 40,000.00	Total 2624 93,226,000.00	Emergencies & Other Deferred Charges 58,016.31
DEBT SERVICE	Land Area 43.40 Sq. Miles	State and Federal Aid Receivable 289,200.62
Principal Payments	Net Valuation Taxable-Municipal 94,356,987	Other Receivables 194,137.60
Interest Payments	Net Valuation Taxable-County 100,700,637	Total 2,004,843.54
DEFERRED CHARGES 14,794.38	State Equalized Valuation 113,289,312	LIABILITIES, RESERVES, AND SURPLUS
SCHOOL, COUNTY, SPECIAL DISTRICT TAXES 1,855,367.76	State Equalization Ratio 83.12	Cash Liabilities 882,643.11
RESERVE FOR UNCOLLECTED TAXES 868,334.62		Reserves for Receivables 640,117.80
EXPENDITURES TOTAL 4,274,700.01		Surplus Dec. 31, 1991 482,082.63

0707

Population 1980 7,987
 Population 1990 7,615
 S & P Rating
 Moody Rating

General Tax Rate Per \$100.

1.62

State Equalized Tax Rate

1.44

FAIRFIELD TOWNSHIP - ESSEX COUNTY
 Form of Government
 Small Municipality Plan C (OMCL 50)
 Number of Members - 5

PER CAPITA:

Gross Debt 877.39
 Net Debt 746.57
 Debt Service 113.37
 Total Tax Levy 3,502.75
 Municipal Expenditures 1,139.18

PER CENT:

Gross Debt .40
 Net Debt .36
 Tax Levy Collected 91.25
 Tax Levy Cancelled, Abated or Adjusted 1.66

EXPENDITURES		REVENUES-REALIZED		1991 PROPERTY TAX	
GENERAL GOVERNMENT		1991 Property Taxes Collected		STATE EQUALIZED TAX RATE	
Governing Body & Public Boards			24,461,904.65	Local District School Taxes	.27
Municipal Clerk				Regional & Consolidated School Tax	.37
Financial Administration	97,110.00	1991 Payments in Lieu of Taxes		School Taxes in Municipal Budget	
Assessment of Taxes	111,895.00	Delinquent Tax & Lien Collections	855,033.76	County Taxes	.54
Collection of Taxes	75,825.00	Business Personalty Replacement Taxes	507,852.00	County Library Taxes	
Planning, Housing & Development	50,941.00	Taxes from Public Utilities	873,136.00	Local Municipal Purpose Taxes	.25
Human Resources	150,574.00	Other Miscellaneous Tax Revenues		Veteran & Senior Citizen Taxes	
Elections	3,410.00	State Aid Revenues	511,721.62	Total Taxes for Rate Computation	1.43
General Administration (other)	629,163.94	Federal Aid Revenues		Special District Taxes	
JUDICIARY		State and Local Fiscal Assistance Act Utilized		Bank Corp. Taxes	
Municipal Courts	127,291.56	Sale of Acquired Property		Added and Omitted Taxes	
PUBLIC SAFETY		Other Miscellaneous Revenues	1,335,366.84	Total Taxes Levied - ABSTRACT	65,347.84
Fire Protection	157,726.00			Total Taxes Billed	26,673,452.24
Police Protection	1,672,644.00	Prior Years Surplus Appropriated	300,000.00	1991 TAXES COLLECTED	24,461,904.65
Civil Defense & Disaster Control	5,500.00	REVENUES TOTAL	28,845,014.87	1991 Taxes Cancelled, Abated or Adjusted	446,907.78
Environmental Inspection & Control	94,500.00	Reserve For Uncollected Taxes	1,666,369.00	Transfer to Tax Title Liens or Foreclosed	30,501.36
Other Public Safety				Balance Outstanding Dec. 31, 1991	1,871,337.49
PUBLIC WORKS		CAPITAL OUTLAY TOTAL	273,587.35	PRIOR YEARS TAXES OUTSTANDING	
Streets and Drainage	486,900.00			Balance January 1, 1991	947,001.97
Sewers and Sewage Processing	145,000.00	Public Enterprises		Collected in 1991	855,033.76
Garbage and Trash Disposal	407,000.00	Recreation-Culture		Cancelled, Abated or Adjusted 1991	20,243.39
Public Buildings and Grounds	71,643.00	Public Works	106,463.23	Transfers to Tax Title Liens or Foreclosed	965.13
Other Public Works	159,000.00	Buildings and Grounds	167,124.12	Balance December 31, 1991	70,759.69
HEALTH and WELFARE		Library and Education		TAX TITLE LIENS OUTSTANDING	
Health Services Except Environmental	125,185.00	Conservation		Balance January 1, 1991	105,619.65
Welfare-Public Assistance	11,467.00	All Other		Transfer From Taxes	31,566.95
Hospital, Clinics, First Aid		CAPITAL DEBT AUTHORIZED, DECEMBER 31, 1991		Redeemed in 1991	
Animal, Insect, & Rodent Control	19,817.38	ISSUED AND UNISSUED		Cancelled, Abated or Adjusted (1991)	
Other Welfare Services		GROSS DEBT		Transfers to Foreclosed Property	
RECREATION and CONSERVATION		School	490,382	Balance December 31, 1991	137,186.60
Beaches and Boardwalks		Self-Liquidating	726,945	PROPERTY ACQUIRED BY DEED OR	
Parks, Playgrounds, Shade Trees	221,850.00	Other	5,463,994	FORECLOSURE	
Land Reclamation & Conservation	1,500.00	Total	6,681,321	Balance January 1, 1991	585,538.00
Other Recreational Services	1,000.00			Transfers From Taxes or Liens	
EDUCATION (excluding schools)		ISSUED AND OUTSTANDING		Sale for Cash (1991)	
Libraries	296,072.00	School	490,382.03	Cancelled, Abated or Adjusted (1991)	
Other Educational Services		Self-Liquidating	580,000.00	Balance December 31, 1991	585,538.00
STATUTORY EXPENDITURES		Other	3,666,000.00	CURRENT FINANCES DECEMBER 31, 1991	
Pensions & F. I. C. A.	453,353.00	Total	4,736,382.03	ASSETS	
Employee Fringe Benefits	465,000.00	EQUALIZED VALUATION BASIS		Cash Dec. 31, 1991	884,370.05
Other Statutory Expenditures	7,500.00	FOR NET DEBT COMPUTATION	1,672,820,695	Taxes Receivable	1,942,097.18
CETA And Other Public Employment Programs		REAL PROPERTY VALUATIONS		Tax Title Liens	137,186.60
MUNICIPAL FUNCTIONS TOTAL	6,053,868.00	Code Class # of Parcels % VAL'N		Foreclosed Property	585,538.00
CAPITAL IMPROVEMENTS * MEMO *	31,000.00	1 Vacant Land 318 2.75	44,978,000.00	Emergencies & Other Deferred Charges	24,000.00
DEBT SERVICE		2 Residential 2270 33.14	541,400,200.00	State and Federal Aid Receivable	7,458.33
Principal Payments	555,000.00	3 Farm 21 .09	1,472,300.00	Other Receivables	41,147.88
Interest Payments	308,293.44	4a Commercial 386 26.99	440,945,500.00	Total	3,621,798.04
DEFERRED CHARGES		4b Industrial 273 37.02	604,784,500.00	LIABILITIES, RESERVES, AND SURPLUS	
SCHOOL, COUNTY, SPECIAL DISTRICT TAXES	21,922,745.40	4c Apartments		Cash Liabilities	680,590.15
RESERVE FOR UNCOLLECTED TAXES	1,666,369.00	Total	3273	Reserves for Receivables	2,705,969.66
EXPENDITURES TOTAL	30,597,575.34	Land Area 10.58 Sq. Miles		Surplus Dec. 31, 1991	235,238.23
		Net Valuation Taxable-Municipal	1,650,821,200	Total	3,621,798.04
		Net Valuation Taxable-County	1,717,519,132		
		State Equalized Valuation	1,858,102,206		
		State Equalization Ratio	88.74		

0218
 Population 1980 10,519
 Population 1990 10,733
 S & P Rating
 Moody Rating A

General Tax Rate Per \$100. 2.25
 State Equalized Tax Rate 1.89

FAIRVIEW BOROUGH - BERGEN COUNTY
 Form of Government
 Borough Council
 Number of Members - 6

PER CAPITA:
 Gross Debt 197.58
 Net Debt 197.58
 Debt Service 38.84
 Total Tax Levy 1,137.91
 Municipal Expenditures 688.40

PER CENT:
 Gross Debt .33
 Net Debt .33
 Tax Levy Collected 94.44
 Tax Levy Cancelled, Abated or Adjusted .65

EXPENDITURES	REVENUES-REALIZED	1991 PROPERTY TAX
GENERAL GOVERNMENT		STATE EQUALIZED TAX RATE
Governing Body & Public Boards		Local District School Taxes .58 6,353,896.50
Municipal Clerk		Regional & Consolidated School Tax
Financial Administration 27,001.00	1991 Property Taxes Collected 11,578,533.26	School Taxes in Municipal Budget
Assessment of Taxes 36,372.74	1991 Payments in Lieu of Taxes 119,247.65	County Taxes .24 1,578,657.39
Collection of Taxes 123,167.85	Delinquent Tax & Lien Collections 532,011.94	County Library Taxes
Planning, Housing & Development 7,498.40	Business Personalty Replacement Taxes 212,946.84	Local Municipal Purpose Taxes .66 4,260,188.00
Human Resources 119,875.00	Taxes from Public Utilities 512,833.89	Veteran & Senior Citizen Taxes 158,450.00
Elections	Other Miscellaneous Tax Revenues	Total Taxes for Rate Computation 1.88 12,351,191.89
General Administration (other) 768,565.70	State Aid Revenues 1,662,873.59	Special District Taxes
JUDICIARY	Federal Aid Revenues	Bank Corp. Taxes
Municipal Courts 53,148.40	State and Local Fiscal Assistance Act Utilized	Added and Omitted Taxes 20,484.10
PUBLIC SAFETY	Sale of Acquired Property	Total Taxes Levied - ABSTRACT 12,213,225.99
Fire Protection 155,896.87	Other Miscellaneous Revenues 324,854.26	Total Taxes Billed 12,260,629.90
Police Protection 1,473,073.47	Total 14,943,301.43	1991 TAXES COLLECTED 11,578,533.26
Civil Defense & Disaster Control 400.00	Prior Years Surplus Appropriated	1991 Taxes Cancelled, Abated or Adjusted 80,117.82
Environmental Inspection & Control 61,526.03	REVENUES TOTAL 14,943,301.43	Transfer to Tax Title Liens or Foreclosed 22,144.50
Other Public Safety	Reserve For Uncollected Taxes 749,823.00	Balance Outstanding Dec. 31, 1991 579,839.32
PUBLIC WORKS	CAPITAL OUTLAY TOTAL 534,904.68	PRIOR YEARS TAXES OUTSTANDING
Streets and Drainage 366,133.69	Public Enterprises	Balance January 1, 1991 796,481.39
Sewers and Sewage Processing 951,863.47	Recreation-Culture	Collected in 1991 532,011.94
Garbage and Trash Disposal 779,117.72	Public Works 158,549.69	Cancelled, Abated or Adjusted 1991 10,724.85
Public Buildings and Grounds 77,725.74	Buildings and Grounds 376,354.99	Transfers to Tax Title Liens or Foreclosed 13,389.60
Other Public Works 27,000.00	Library and Education	Balance December 31, 1991 240,355.00
HEALTH and WELFARE	Conservation	TAX TITLE LIENS OUTSTANDING
Health Services Except Environmental	All Other	Balance January 1, 1991 4,481.41
Welfare-Public Assistance 11,501.00	CAPITAL DEBT AUTHORIZED, DECEMBER 31, 1991	Transfer From Taxes 24,065.35
Hospital, Clinics, First Aid 1.00	ISSUED AND UNISSUED GROSS DEBT NET DEBT	Redeemed in 1991
Animal, Insect, & Rodent Control	School	Cancelled, Abated or Adjusted (1991)
Other Welfare Services	Self-Liquidating	Transfers to Foreclosed Property
RECREATION and CONSERVATION	Other 2,120,648 2,120,648	Balance December 31, 1991 28,546.76
Beaches and Boardwalks	Total 2,120,649 2,120,648	PROPERTY ACQUIRED BY DEED OR FORECLOSURE
Parks, Playgrounds, Shade Trees 34,469.79	ISSUED AND OUTSTANDING	Balance January 1, 1991 250.00
Land Reclamation & Conservation 1,970.11	School	Transfers From Taxes or Liens
Other Recreational Services 28,436.35	Self-Liquidating	Sale for Cash (1991)
EDUCATION (excluding schools)	Other 2,120,648.00	Cancelled, Abated or Adjusted (1991)
Libraries 134,378.00	Total 2,120,648.00	Balance December 31, 1991 250.00
Other Educational Services	EQUALIZED VALUATION BASIS	CURRENT FINANCES DECEMBER 31, 1991
STATUTORY EXPENDITURES	FOR NET DEBT COMPUTATION 646,224,232	ASSETS
Pensions & F. I. C. A. 373,853.37	REAL PROPERTY VALUATIONS	Cash Dec. 31, 1991 675,145.01
Employee Fringe Benefits 376,855.58	Code Class # of Parcels % VAL'N ASSESSED VALUATION	Taxes Receivable 820,194.32
Other Statutory Expenditures	1 Vacant Land 83 1.61 8,756,100.00	Tax Title Liens 28,546.76
CETA And Other Public Employment Programs	2 Residential 1986 60.42 328,338,800.00	Foreclosed Property 250.00
MUNICIPAL FUNCTIONS TOTAL 6,070,088.78	3 Farm	Emergencies & Other Deferred Charges 35,331.91
CAPITAL IMPROVEMENTS *MEMO* 33,000.00	4a Commercial 216 18.11 98,416,550.00	State and Federal Aid Receivable
DEBT SERVICE	4b Industrial 127 10.10 54,898,800.00	Other Receivables 59,863.10
Principal Payments 299,974.00	4c Apartments 106 9.75 52,976,400.00	Total 1,619,331.19
Interest Payments 116,935.79	Total 2513 543,386,650.00	LIABILITIES, RESERVES, AND SURPLUS
DEFERRED CHARGES 151,734.63	Land Area .90 Sq. Miles	Cash Liabilities 359,349.07
SCHOOL, COUNTY, SPECIAL DISTRICT TAXES 7,932,553.89	Net Valuation Taxable-Municipal 543,923,180	Reserves for Receivables 908,854.27
RESERVE FOR UNCOLLECTED TAXES 749,823.00	Net Valuation Taxable-County 672,994,994	Surplus Dec. 31, 1991 351,127.85
EXPENDITURES TOTAL 15,321,160.09	State Equalized Valuation 648,355,848	Total 1,619,331.19
	State Equalization Ratio 83.88	

2005

Population 1980 7,767
 Population 1990 7,115
 S & P Rating
 Moody Rating A1

General Tax Rate Per \$100.

State Equalized Tax Rate

5.02

2.36

FANWOOD BOROUGH - UNION COUNTY
 Form of Government
 Borough Council
 Number of Members - 6

PER CAPITA:

Gross Debt 499.42
 Net Debt 499.42
 Debt Service 79.77
 Total Tax Levy 1,564.35
 Municipal Expenditures 653.56

PER CENT:

Gross Debt .74
 Net Debt .74
 Tax Levy Collected 97.01
 Tax Levy Cancelled, Abated or Adjusted .06

EXPENDITURES		REVENUES-REALIZED		1991 PROPERTY TAX	
GENERAL GOVERNMENT				STATE EQUALIZED TAX RATE	
Governing Body & Public Boards		1991 Property Taxes Collected	10,798,068.72	Local District School Taxes	
Municipal Clerk		1991 Payments in Lieu of Taxes		Regional & Consolidated School Tax	1.39 6,534,501.53
Financial Administration	59,075.00	Delinquent Tax & Lien Collections	245,615.35	School Taxes in Municipal Budget	
Assessment of Taxes	21,905.00	Business Personalty Replacement Taxes	40,123.32	County Taxes	.41 1,935,679.09
Collection of Taxes	25,782.00	Taxes from Public Utilities	636,096.00	County Library Taxes	
Planning, Housing & Development	9,020.00	Other Miscellaneous Tax Revenues		Local Municipal Purpose Taxes	.56 2,653,894.39
Human Resources	83,743.52	State Aid Revenues	363,081.79	Veteran & Senior Citizen Taxes	
Elections		Federal Aid Revenues		Total Taxes for Rate Computation	2.36 11,172,775.01
General Administration (other)	447,178.32	State and Local Fiscal Assistance Act Utilized		Special District Taxes	
JUDICIARY		Sale of Acquired Property		Bank Corp. Taxes	
Municipal Courts	78,210.00	Other Miscellaneous Revenues	434,180.42	Added and Omitted Taxes	6,251.61
PUBLIC SAFETY		Total	12,517,165.60	Total Taxes Levied - ABSTRACT	11,130,326.62
Fire Protection	118,392.60	Prior Years Surplus Appropriated	430,000.00	Total Taxes Billed	11,130,402.34
Police Protection	1,003,027.00	REVENUES TOTAL	12,947,165.60	1991 TAXES COLLECTED	10,798,068.72
Civil Defense & Disaster Control	1,510.00	Reserve For Uncollected Taxes	324,573.16	1991 Taxes Cancelled, Abated or Adjusted	6,251.61
Environmental Inspection & Control	53,230.00	CAPITAL OUTLAY TOTAL	282,803.70	Transfer to Tax Title Liens or Foreclosed	25,582.32
Other Public Safety				Balance Outstanding Dec. 31, 1991	299,888.34
PUBLIC WORKS				PRIOR YEARS TAXES OUTSTANDING	
Streets and Drainage	447,650.00	Public Enterprises		Balance January 1, 1991	289,452.57
Sewers and Sewage Processing	137,800.00	Recreation-Culture		Collected in 1991	245,615.35
Garbage and Trash Disposal		Public Works	33,709.05	Cancelled, Abated or Adjusted 1991	
Public Buildings and Grounds		Buildings and Grounds	249,094.65	Transfers to Tax Title Liens or Foreclosed	13,490.80
Other Public Works		Library and Education		Balance December 31, 1991	30,346.42
HEALTH and WELFARE		Conservation		TAX TITLE LIENS OUTSTANDING	
Health Services Except Environmental	40,215.00	All Other		Balance January 1, 1991	20,220.62
Welfare-Public Assistance	231,230.00	CAPITAL DEBT AUTHORIZED, DECEMBER 31, 1991		Transfer From Taxes	41,486.26
Hospital, Clinics, First Aid		ISSUED AND UNISSUED GROSS DEBT NET DEBT		Redeemed in 1991	
Animal, Insect, & Rodent Control	1.00	School		Cancelled, Abated or Adjusted (1991)	
Other Welfare Services		Self-Liquidating		Transfers to Foreclosed Property	
RECREATION and CONSERVATION		Other	3,553,405	Balance December 31, 1991	61,706.88
Beaches and Boardwalks		Total	3,553,405	PROPERTY ACQUIRED BY DEED OR FORECLOSURE	
Parks, Playgrounds, Shade Trees	84,535.00			Balance January 1, 1991	12,279.00
Land Reclamation & Conservation	2,560.00	ISSUED AND OUTSTANDING		Transfers From Taxes or Liens	
Other Recreational Services	3,755.00	School		Sale for Cash (1991)	
EDUCATION (excluding schools)		Self-Liquidating		Cancelled, Abated or Adjusted (1991)	
Libraries	189,068.00	Other	3,128,000.00	Balance December 31, 1991	12,279.00
Other Educational Services		Total	3,128,000.00	CURRENT FINANCES DECEMBER 31, 1991	
STATUTORY EXPENDITURES		EQUALIZED VALUATION BASIS FOR NET DEBT COMPUTATION	477,603,925	ASSETS	
Pensions & F. L. C. A.	281,850.00	REAL PROPERTY VALUATIONS		Cash Dec. 31, 1991	1,093,856.00
Employee Fringe Benefits	379,627.12	Code Class # of Parcels % VAL'N		Taxes Receivable	330,234.76
Other Statutory Expenditures	1.00	1 Vacant Land 60 .90	1,993,500.00	Tax Title Liens	61,706.88
CETA And Other Public Employment Programs		2 Residential 2432 91.95	203,396,000.00	Foreclosed Property	12,279.00
MUNICIPAL FUNCTIONS TOTAL	3,704,365.56	3 Farm		Emergencies & Other Deferred Charges	11,800.00
CAPITAL IMPROVEMENTS *MEMO*	20,000.00	4a Commercial 74 5.72	12,656,600.00	State and Federal Aid Receivable	23,816.00
DEBT SERVICE		4b Industrial 19 1.43	3,166,900.00	Other Receivables	25,469.15
Principal Payments	330,000.00	4c Apartments		Total	1,559,161.79
Interest Payments	237,539.75	Total 2585	221,213,000.00	LIABILITIES, RESERVES, AND SURPLUS	
DEFERRED CHARGES	53,600.00	Land Area 1.29 Sq. Miles		Cash Liabilities	615,066.25
SCHOOL, COUNTY, SPECIAL DISTRICT TAXES	8,470,130.62	Net Valuation Taxable-Municipal	221,596,628	Reserves for Receivables	429,689.79
RESERVE FOR UNCOLLECTED TAXES	324,573.16	Net Valuation Taxable-County	490,509,817	Surplus Dec. 31, 1991	514,405.75
EXPENDITURES TOTAL	13,120,259.09	State Equalized Valuation	470,449,501	Total	1,559,161.79
		State Equalization Ratio	47.06		

1807
Population 1980 677
Population 1990 657
S & P Rating
Moody Rating

General Tax Rate Per \$100. 1.42
State Equalized Tax Rate 1.08

FAR HILLS BORO. - SOMERSET CO.
Form of Government
Borough Council
Number of Members - 6

PER CAPITA:
Gross Debt 173.52
Net Debt 173.52
Debt Service
Total Tax Levy 2,619.28
Municipal Expenditures 1,232.58

PER CENT:
Gross Debt .07
Net Debt .07
Tax Levy Collected 95.20
Tax Levy Cancelled, Abated or Adjusted

EXPENDITURES		REVENUES-REALIZED		1991 PROPERTY TAX	
GENERAL GOVERNMENT				STATE EQUALIZED TAX RATE	
Governing Body & Public Boards	1,000.00	1991 Property Taxes Collected	1,638,456.45	Local District School Taxes	.26 420,240.00
Municipal Clerk		1991 Payments in Lieu of Taxes		Regional & Consolidated School Tax	
Financial Administration	15,350.00	Delinquent Tax & Lien Collections	80,942.15	School Taxes in Municipal Budget	
Assessment of Taxes	4,600.00	Business Personalty Replacement Taxes	10,591.16	County Taxes	.45 * 716,006.10
Collection of Taxes	6,950.00	Taxes from Public Utilities	51,192.00	County Library Taxes	
Planning, Housing & Development	16,500.00	Other Miscellaneous Tax Revenues		Local Municipal Purpose Taxes	.36 590,344.48
Human Resources	5,142.00	State Aid Revenues	21,321.23	Veteran & Senior Citizen Taxes	3,200.00
Elections		Federal Aid Revenues		Total Taxes for Rate Computation	1.07 1,719,790.58
General Administration (other)	107,695.57	State and Local Fiscal Assistance Act Utilized		Special District Taxes	
JUDICIARY		Sale of Acquired Property		Bank Corp. Taxes	
Municipal Courts	15,500.00	Other Miscellaneous Revenues	129,206.75	Added and Omitted Taxes	4,277.66
PUBLIC SAFETY				Total Taxes Levied - ABSTRACT	1,720,868.24
Fire Protection	33,250.00			Total Taxes Billed	1,720,980.80
Police Protection	240,044.47	Prior Years Surplus Appropriated	198,045.28	1991 TAXES COLLECTED	1,638,456.45
Civil Defense & Disaster Control		REVENUES TOTAL	2,128,755.02	1991 Taxes Cancelled, Abated or Adjusted	
Environmental Inspection & Control	14,300.00	Reserve For Uncollected Taxes	82,763.92	Transfer to Tax Title Liens or Foreclosed	
Other Public Safety				Balance Outstanding Dec. 31, 1991	82,524.35
PUBLIC WORKS		CAPITAL OUTLAY TOTAL	392,107.85	PRIOR YEARS TAXES OUTSTANDING	
Streets and Drainage	46,975.05	Public Enterprises		Balance January 1, 1991	36,347.79
Sewers and Sewage Processing	72,499.45	Recreation-Culture		Collected in 1991	34,742.88
Garbage and Trash Disposal	2,100.00	Public Works	82,213.90	Cancelled, Abated or Adjusted 1991	24.28
Public Buildings and Grounds	24,621.38	Buildings and Grounds	309,893.95	Transfers to Tax Title Liens or Foreclosed	1,580.63
Other Public Works		Library and Education		Balance December 31, 1991	
HEALTH and WELFARE		Conservation		TAX TITLE LIENS OUTSTANDING	
Health Services Except Environmental	8,188.00	All Other		Balance January 1, 1991	44,440.09
Welfare-Public Assistance	800.00			Transfer From Taxes	1,759.18
Hospital, Clinics, First Aid		CAPITAL DEBT AUTHORIZED, DECEMBER 31, 1991		Redeemed in 1991	46,199.27
Animal, Insect, & Rodent Control		ISSUED AND UNISSUED GROSS DEBT NET DEBT		Cancelled, Abated or Adjusted (1991)	
Other Welfare Services		School		Transfers to Foreclosed Property	
RECREATION and CONSERVATION		Self-Liquidating		Balance December 31, 1991	
Beaches and Boardwalks		Other	114,000	PROPERTY ACQUIRED BY DEED OR	
Parks, Playgrounds, Shade Trees	7,000.00	Total	114,000	FORECLOSURE	
Land Reclamation & Conservation	500.00			Balance January 1, 1991	
Other Recreational Services	200.00	ISSUED AND OUTSTANDING		Transfers From Taxes or Liens	
EDUCATION (excluding schools)		School		Sale for Cash (1991)	
Libraries	41,900.00	Self-Liquidating		Cancelled, Abated or Adjusted (1991)	
Other Educational Services	500.00	Other	114,000.00	Balance December 31, 1991	
STATUTORY EXPENDITURES		Total	114,000.00	CURRENT FINANCES DECEMBER 31, 1991	
Pensions & F. I. C. A.	28,032.53	EQUALIZED VALUATION BASIS		ASSETS	
Employee Fringe Benefits		FOR NET DEBT COMPUTATION	153,991,278	Cash Dec. 31, 1991	472,594.71
Other Statutory Expenditures	1,142.16	REAL PROPERTY VALUATIONS		Taxes Receivable	82,524.35
CETA And Other Public Employment Programs		Code Class # of Parcels % VAL'N ASSESSED VALUATION		Tax Title Liens	
MUNICIPAL FUNCTIONS TOTAL	694,790.61	1 Vacant Land 24 6.54 7,890,400.00		Foreclosed Property	
CAPITAL IMPROVEMENTS *MEMO*	100,000.00	2 Residential 193 75.88 91,538,500.00		Emergencies & Other Deferred Charges	7,500.00
DEBT SERVICE		3 Farm 29 5.72 6,897,300.00		State and Federal Aid Receivable	
Principal Payments		4a Commercial 25 11.86 14,305,600.00		Other Receivables	
Interest Payments		4b Industrial		Total	562,619.06
		4c Apartments		LIABILITIES, RESERVES, AND SURPLUS	
		Total 271 120,631,800.00		Cash Liabilities	98,111.12
DEFERRED CHARGES	32,247.62	Land Area 4.90 Sq. Miles		Reserves for Receivables	82,524.35
SCHOOL, COUNTY, SPECIAL DISTRICT TAXES	1,136,246.10	Net Valuation Taxable-Municipal	120,894,587	Surplus Dec. 31, 1991	381,983.59
RESERVE FOR UNCOLLECTED TAXES	82,763.92	Net Valuation Taxable-County	166,458,809	Total	562,619.06
EXPENDITURES TOTAL	1,946,048.25	State Equalized Valuation	158,988,840		
		State Equalization Ratio	76.00		

1314

Population 1980 1,348
 Population 1990 1,462
 S & P Rating
 Moody Rating

General Tax Rate Per \$100.

2.12

State Equalized Tax Rate

1.70

FARMINGDALE BORO. - MONMOUTH CO.
Form of Government
Borough Council
Number of Members - 6

PER CAPITA:

Gross Debt 2,714.63
 Net Debt 1,175.02
 Debt Service
 Total Tax Levy 1,019.79
 Municipal Expenditures 394.28

PER CENT:

Gross Debt 5.03
 Net Debt 2.18
 Tax Levy Collected 92.30
 Tax Levy Cancelled, Abated or Adjusted .12

EXPENDITURES		REVENUES-REALIZED		1991 PROPERTY TAX	
GENERAL GOVERNMENT				STATE EQUALIZED TAX RATE	
Governing Body & Public Boards		1991 Property Taxes Collected	1,376,297.46	Local District School Taxes .90	787,497.50
Municipal Clerk		1991 Payments in Lieu of Taxes		Regional & Consolidated School Tax .24	206,946.72
Financial Administration	10,967.33	Delinquent Tax & Lien Collections	74,874.25	School Taxes in Municipal Budget	
Assessment of Taxes	10,247.00	Business Personalty Replacement Taxes	22,076.80	County Taxes .38 *	333,960.28
Collection of Taxes	6,520.00	Taxes from Public Utilities	62,646.00	County Library Taxes .01	12,173.77
Planning, Housing & Development	5,462.00	Other Miscellaneous Tax Revenues		Local Municipal Purpose Taxes .17	146,515.39
Human Resources		State Aid Revenues	43,043.68	Veteran & Senior Citizen Taxes	9,750.00
Elections	400.00	Federal Aid Revenues		Total Taxes for Rate Computation 1.70	1,496,843.66
General Administration (other)	89,495.65	State and Local Fiscal Assistance Act Utilized		Special District Taxes	
JUDICIARY		Sale of Acquired Property		Bank Corp. Taxes	
Municipal Courts	13,452.39	Other Miscellaneous Revenues	91,508.88	Added and Omitted Taxes	3,339.68
PUBLIC SAFETY		Total	1,675,447.07	Total Taxes Levied - ABSTRACT	1,490,933.34
Fire Protection	14,712.66	Prior Years Surplus Appropriated	226,100.00	Total Taxes Billed	1,491,043.91
Police Protection	91,090.53	REVENUES TOTAL	1,901,547.07	1991 TAXES COLLECTED	1,376,297.46
Civil Defense & Disaster Control	400.00	Reserve For Uncollected Taxes	151,440.97	1991 Taxes Cancelled, Abated or Adjusted	1,838.68
Environmental Inspection & Control	16,845.01			Transfer to Tax Title Liens or Foreclosed	26,875.24
Other Public Safety				Balance Outstanding Dec. 31, 1991	86,032.53
PUBLIC WORKS		CAPITAL OUTLAY TOTAL	84,291.74	PRIOR YEARS TAXES OUTSTANDING	
Streets and Drainage	33,354.67	Public Enterprises	1,818.00	Balance January 1, 1991	76,823.67
Sewers and Sewage Processing		Recreation—Culture		Collected in 1991	74,874.25
Garbage and Trash Disposal	5,798.62	Public Works	82,473.74	Cancelled, Abated or Adjusted 1991	
Public Buildings and Grounds	21,661.37	Buildings and Grounds		Transfers to Tax Title Liens or Foreclosed	
Other Public Works	2,500.00	Library and Education		Balance December 31, 1991	1,949.42
HEALTH and WELFARE		Conservation		TAX TITLE LIENS OUTSTANDING	
Health Services Except Environmental		All Other		Balance January 1, 1991	106,248.18
Welfare—Public Assistance	4,346.47			Transfer From Taxes	26,875.24
Hospital, Clinics, First Aid		CAPITAL DEBT AUTHORIZED, DECEMBER 31, 1991		Redeemed in 1991	
Animal, Insect, & Rodent Control		ISSUED AND UNISSUED		Cancelled, Abated or Adjusted (1991)	
Other Welfare Services		School 1,970,866		Transfers to Foreclosed Property	
RECREATION and CONSERVATION		Self-Liquidating 1,581,577	1,301,536	Balance December 31, 1991	133,123.42
Beaches and Boardwalks		Other 416,341	416,341	PROPERTY ACQUIRED BY DEED OR FORECLOSURE	
Parks, Playgrounds, Shade Trees	200.00	Total 3,968,784	1,717,877	Balance January 1, 1991	1,200.00
Land Reclamation & Conservation	17,154.00			Transfers From Taxes or Liens	
Other Recreational Services	1,200.00	ISSUED AND OUTSTANDING		Sale for Cash (1991)	
EDUCATION (excluding schools)		School 1,970,866.21		Cancelled, Abated or Adjusted (1991)	
Libraries		Self-Liquidating 946,000.00		Balance December 31, 1991	1,200.00
Other Educational Services		Other 100,000.00		CURRENT FINANCES DECEMBER 31, 1991	
STATUTORY EXPENDITURES		Total 3,016,866.21		ASSETS	
Pensions & F. L. C. A.	14,393.00	EQUALIZED VALUATION BASIS		Cash Dec. 31, 1991	639,283.48
Employee Fringe Benefits	9,500.00	FOR NET DEBT COMPUTATION	78,940.357	Taxes Receivable	87,981.95
Other Statutory Expenditures		REAL PROPERTY VALUATIONS		Tax Title Liens	133,123.42
CETA And Other Public Employment Programs		Code Class # of Parcels % VAL'N		Foreclosed Property	1,200.00
MUNICIPAL FUNCTIONS TOTAL	369,700.90	1 Vacant Land 40 2.58	1,780,100.00	Emergencies & Other Deferred Charges	10,738.42
CAPITAL IMPROVEMENTS * MEMO *	5,000.00	2 Residential 351 65.28	44,979,600.00	State and Federal Aid Receivable	36,219.83
DEBT SERVICE		3 Farm 2 .64	438,600.00	Other Receivables	192,826.52
Principal Payments		4a Commercial 33 12.92	8,899,900.00	Total	1,101,373.62
Interest Payments		4b Industrial 5 9.66	6,654,100.00	LIABILITIES, RESERVES, AND SURPLUS	
		4c Apartments 2 8.92	6,148,000.00	Cash Liabilities	294,715.26
		Total 433	68,900,300.00	Reserves for Receivables	415,131.89
DEFERRED CHARGES	55,296.61	Land Area .50 Sq. Miles		Surplus Dec. 31, 1991	391,526.47
SCHOOL, COUNTY, SPECIAL DISTRICT TAXES	1,340,578.27	Net Valuation Taxable-Municipal	70,151,143	Total	1,101,373.62
RESERVE FOR UNCOLLECTED TAXES	151,440.97	Net Valuation Taxable-County	83,050,033		
EXPENDITURES TOTAL	1,917,016.75	State Equalized Valuation	87,150,731		
		State Equalization Ratio	30.21		

0314

Population 1980 597
 Population 1990 579
 S & P Rating
 Moody Rating

General Tax Rate Per \$100.

2.47
 State Equalized Tax Rate
 2.16

FIELDSBORO BORO. - BURLINGTON CO.
 Form of Government
 Borough Council
 Number of Members - 6

PER CAPITA:

Gross Debt 231.00
 Net Debt 231.00
 Debt Service 10.54
 Total Tax Levy 828.55
 Municipal Expenditures 581.40

PER CENT:

Gross Debt .59
 Net Debt .59
 Tax Levy Collected 87.27
 Tax Levy Cancelled, Abated or Adjusted .08

EXPENDITURES		REVENUES-REALIZED		1991 PROPERTY TAX	
GENERAL GOVERNMENT				STATE EQUALIZED TAX RATE .58	
Governing Body & Public Boards		1991 Property Taxes Collected 418,775.15		Local District School Taxes	218,781.50
Municipal Clerk		1991 Payments in Lieu of Taxes		Regional & Consolidated School Tax	
Financial Administration	6,736.00	Delinquent Tax & Lien Collections 77,920.73		School Taxes in Municipal Budget	
Assessment of Taxes	4,930.00	Business Personalty Replacement Taxes 67,244.28		County Taxes	142,422.89
Collection of Taxes	5,783.75	Taxes from Public Utilities 33,418.00		County Library Taxes	8,681.63
Planning, Housing & Development	6,365.00	Other Miscellaneous Tax Revenues		Local Municipal Purpose Taxes	109,653.00
Human Resources		State Aid Revenues 28,252.00		Veteran & Senior Citizen Taxes	5,100.00
Elections		Federal Aid Revenues		Total Taxes for Rate Computation 2.15	484,639.02
General Administration (other)	62,870.00	State and Local Fiscal Assistance Act Utilized		Special District Taxes	
JUDICIARY		Sale of Acquired Property		Bank Corp. Taxes	
Municipal Courts	8,025.00	Other Miscellaneous Revenues 27,100.94		Added and Omitted Taxes	191.50
PUBLIC SAFETY		Total 652,711.10		Total Taxes Levied - ABSTRACT	479,730.52
Fire Protection	4,500.00	Prior Years Surplus Appropriated 25,000.00		Total Taxes Billed	479,881.16
Police Protection	18,240.75	REVENUES TOTAL 677,711.10		1991 TAXES COLLECTED	418,775.15
Civil Defense & Disaster Control	2,450.00	Reserve For Uncollected Taxes 95,105.00		1991 Taxes Cancelled, Abated or Adjusted	380.53
Environmental Inspection & Control		CAPITAL OUTLAY TOTAL 8,405.28		Transfer to Tax Title Liens or Foreclosed	8,762.89
Other Public Safety				Balance Outstanding Dec. 31, 1991	51,962.59
PUBLIC WORKS				PRIOR YEARS TAXES OUTSTANDING	
Streets and Drainage	27,300.00	Public Enterprises		Balance January 1, 1991	81,538.23
Sewers and Sewage Processing		Recreation-Culture		Collected in 1991	76,717.29
Garbage and Trash Disposal	53,200.00	Public Works		Cancelled, Abated or Adjusted 1991	
Public Buildings and Grounds	11,000.00	Buildings and Grounds 6,357.78		Transfers to Tax Title Liens or Foreclosed	3,781.11
Other Public Works		Library and Education		Balance December 31, 1991	1,039.83
HEALTH and WELFARE		Conservation		TAX TITLE LIENS OUTSTANDING	
Health Services Except Environmental	50.00	All Other		Balance January 1, 1991	19,660.02
Welfare-Public Assistance	425.00	CAPITAL DEBT AUTHORIZED, DECEMBER 31, 1991		Transfer From Taxes	12,596.55
Hospital, Clinics, First Aid		ISSUED AND UNISSUED GROSS DEBT		Redeemed in 1991	1,203.44
Animal, Insect, & Rodent Control		SCHOOL SELF-LIQUIDATING		Cancelled, Abated or Adjusted (1991)	
Other Welfare Services		Other 133,750		Transfers to Foreclosed Property	
RECREATION and CONSERVATION		Total 133,750		Balance December 31, 1991	31,053.13
Beaches and Boardwalks		ISSUED AND OUTSTANDING		PROPERTY ACQUIRED BY DEED OR FORECLOSURE	
Parks, Playgrounds, Shade Trees	2,000.00	SCHOOL		Balance January 1, 1991	300.00
Land Reclamation & Conservation		Self-Liquidating		Transfers From Taxes or Liens	
Other Recreational Services		Other 32,000.00		Sale for Cash (1991)	
EDUCATION (excluding schools)		Total 32,000.00		Cancelled, Abated or Adjusted (1991)	
Libraries	50.00	EQUALIZED VALUATION BASIS FOR NET DEBT COMPUTATION 22,607,441		Balance December 31, 1991	300.00
Other Educational Services		REAL PROPERTY VALUATIONS		CURRENT FINANCES DECEMBER 31, 1991	
STATUTORY EXPENDITURES		Code Class # of Parcels % VAL'N ASSESSED VALUATION		ASSETS	
Pensions & F. L. C. A.	7,450.86	1 Vacant Land 66 2.31 544,000.00		Cash Dec. 31, 1991	195,319.12
Employee Fringe Benefits		2 Residential 167 64.28 12,462,200.00		Taxes Receivable	53,002.42
Other Statutory Expenditures		3 Farm 4 25.56 4,955,100.00		Tax Title Liens	31,053.13
CETA And Other Public Employment Programs		4a Commercial 8 7.35 1,425,300.00		Foreclosed Property	300.00
MUNICIPAL FUNCTIONS TOTAL 221,376.36		4b Industrial 1 25.56 4,955,100.00		Emergencies & Other Deferred Charges	3,880.44
CAPITAL IMPROVEMENTS *MEMO* 1,000.00		4c Apartments		State and Federal Aid Receivable	317.40
DEBT SERVICE		Total 242 19,386,600.00		Other Receivables	50,239.67
Principal Payments	6,100.50	Land Area .30 Sq. Miles		Total 334,112.18	
Interest Payments		Net Valuation Taxable-Municipal 19,412,769		LIABILITIES, RESERVES, AND SURPLUS	
DEFERRED CHARGES	13,547.14	Net Valuation Taxable-County 25,949,059		Cash Liabilities	47,275.14
SCHOOL COUNTY, SPECIAL DISTRICT TAXES	369,336.02	State Equalized Valuation 22,230,498		Reserves for Receivables	134,595.22
RESERVE FOR UNCOLLECTED TAXES	95,105.00	State Equalization Ratio 87.31		Surplus Dec. 31, 1991	152,241.82
EXPENDITURES TOTAL 706,515.02				Total 334,112.18	

1009

Population 1980 4,132
 Population 1990 4,047
 S & P Rating
 Moody Rating

General Tax Rate Per \$100.

1.74
 State Equalized Tax Rate
 1.85

FLEMINGTON BORO. - HUNTERDON CO.
 Form of Government
 Borough Council
 Number of Members - 6

PER CAPITA:

Gross Debt 1,233.39
 Net Debt 219.88
 Debt Service
 Total Tax Levy 1,437.45
 Municipal Expenditures 599.18

PER CENT:

Gross Debt 1.58
 Net Debt .28
 Tax Levy Collected 95.11
 Tax Levy Cancelled, Abated or Adjusted 1.98

EXPENDITURES		REVENUES-REALIZED		1991 PROPERTY TAX	
GENERAL GOVERNMENT				STATE EQUALIZED TAX RATE	
Governing Body & Public Boards		1991 Property Taxes Collected	5,537,462.03	Local District School Taxes	.83 2,625,692.81
Municipal Clerk		1991 Payments in Lieu of Taxes		Regional & Consolidated School Tax	.37 1,175,817.65
Financial Administration	48,175.00	Delinquent Tax & Lien Collections	251,197.56	School Taxes in Municipal Budget	
Assessment of Taxes	38,624.45	Business Personalty Replacement Taxes	108,091.24	County Taxes	.29 928,987.41
Collection of Taxes	26,875.00	Taxes from Public Utilities	217,755.00	County Library Taxes	
Planning, Housing & Development	35,385.92	Other Miscellaneous Tax Revenues		Local Municipal Purpose Taxes	.34 1,081,020.60
Human Resources	500.00	State Aid Revenues	156,465.75	Veteran & Senior Citizen Taxes	20,800.00
Elections		Federal Aid Revenues		Total Taxes for Rate Computation	1.83 5,836,318.47
General Administration (other)	319,150.00	State and Local Fiscal Assistance Act Utilized		Special District Taxes	
JUDICIARY		Sale of Acquired Property		Bank Corp. Taxes	
Municipal Courts	56,314.14	Other Miscellaneous Revenues	298,154.27	Added and Omitted Taxes	1,837.44
PUBLIC SAFETY		Total	6,569,125.95	Total Taxes Levied - ABSTRACT	5,817,355.91
Fire Protection	40,542.44	Prior Years Surplus Appropriated	485,814.95	Total Taxes Billed	5,822,121.78
Police Protection	486,903.00	REVENUES TOTAL	7,054,940.80	1991 TAXES COLLECTED	5,537,462.03
Civil Defense & Disaster Control		Reserve For Uncollected Taxes	259,507.60	1991 Taxes Cancelled, Abated or Adjusted	115,313.28
Environmental Inspection & Control	20,700.00	CAPITAL OUTLAY TOTAL	216,914.50	Transfer to Tax Title Liens or Foreclosed	
Other Public Safety				Balance Outstanding Dec. 31, 1991	169,346.47
PUBLIC WORKS				PRIOR YEARS TAXES OUTSTANDING	
Streets and Drainage	233,780.00	Public Enterprises	40,481.06	Balance January 1, 1991	230,011.78
Sewers and Sewage Processing		Recreation-Culture		Collected in 1991	213,184.44
Garbage and Trash Disposal	163,104.00	Public Works	60,472.80	Cancelled, Abated or Adjusted 1991	
Public Buildings and Grounds	103,010.60	Buildings and Grounds	115,960.64	Transfers to Tax Title Liens or Foreclosed	16,750.80
Other Public Works		Library and Education		Balance December 31, 1991	76.54
HEALTH and WELFARE		Conservation		TAX TITLE LIENS OUTSTANDING	
Health Services Except Environmental	8,780.00	All Other		Balance January 1, 1991	17,474.90
Welfare-Public Assistance	40,770.00	CAPITAL DEBT AUTHORIZED, DECEMBER 31, 1991		Transfer From Taxes	20,538.22
Hospital, Clinics, First Aid		ISSUED AND UNISSUED		Redeemed in 1991	38,013.12
Animal, Insect, & Rodent Control	3,500.00	School	3,855,933	Cancelled, Abated or Adjusted (1991)	
Other Welfare Services		Self-Liquidating	245,356	Transfers to Foreclosed Property	
RECREATION and CONSERVATION		Other	889,840	Balance December 31, 1991	
Beaches and Boardwalks		Total	4,991,529	PROPERTY ACQUIRED BY DEED OR FORECLOSURE	
Parks, Playgrounds, Shade Trees	3,500.00			Balance January 1, 1991	24,000.00
Land Reclamation & Conservation	21,350.00	ISSUED AND OUTSTANDING		Transfers From Taxes or Liens	
Other Recreational Services	18,000.00	School	3,456,596.73	Sale for Cash (1991)	
EDUCATION (excluding schools)		Self-Liquidating		Cancelled, Abated or Adjusted (1991)	
Libraries	131,468.00	Other		Balance December 31, 1991	24,000.00
Other Educational Services	16,989.56	Total	3,456,596.73	CURRENT FINANCES DECEMBER 31, 1991	
STATUTORY EXPENDITURES		EQUALIZED VALUATION BASIS		ASSETS	
Pensions & F. L. C. A.	153,800.00	FOR NET DEBT COMPUTATION	315,763,676	Cash Dec. 31, 1991	735,362.93
Employee Fringe Benefits	124,000.00	REAL PROPERTY VALUATIONS		Taxes Receivable	169,423.01
Other Statutory Expenditures	50.00	Code Class # of Parcels % VAL'N	ASSESSED VALUATION	Tax Title Liens	
CETA And Other Public Employment Programs		1 Vacant Land 49 2.65	8,784,600.00	Foreclosed Property	24,000.00
MUNICIPAL FUNCTIONS TOTAL	2,095,272.11	2 Residential 823 39.33	130,401,000.00	Emergencies & Other Deferred Charges	62,930.41
CAPITAL IMPROVEMENTS *MEMO*	70,000.00	3 Farm 1	3,900.00	State and Federal Aid Receivable	9,132.00
DEBT SERVICE		4a Commercial 229 48.65	161,282,800.00	Other Receivables	20,456.35
Principal Payments		4b Industrial 2 .68	2,268,700.00	Total	1,021,304.70
Interest Payments		4c Apartments 9 8.68	28,787,400.00	LIABILITIES, RESERVES, AND SURPLUS	
DEFERRED CHARGES	70,102.59	Total	331,528,400.00	Cash Liabilities	345,608.72
SCHOOL, COUNTY, SPECIAL DISTRICT TAXES	4,734,497.87	Land Area 1.10 Sq. Miles		Reserves for Receivables	213,879.36
RESERVE FOR UNCOLLECTED TAXES	259,507.60	Net Valuation Taxable-Municipal	334,499,100	Surplus Dec. 31, 1991	461,816.62
EXPENDITURES TOTAL	7,159,330.17	Net Valuation Taxable-County	310,078,423	Total	1,021,304.70
		State Equalized Valuation	315,114,943		
		State Equalization Ratio	106.21		

0315
Population 1980 9,084
Population 1990 10,266
S & P Rating
Moody Rating A

General Tax Rate Per \$100. 3.42
State Equalized Tax Rate 2.04

FLORENCE TWP. - BURLINGTON COUNTY
Form of Government
Mayor-Council Plan F (OMLC 50)
Number of Members - 5

PER CAPITA:
Gross Debt 1,414.19
Net Debt 979.02
Debt Service 55.77
Total Tax Levy 918.87
Municipal Expenditures 526.76
PER CENT:
Gross Debt 3.50
Net Debt 2.42
Tax Levy Collected 94.67
Tax Levy Cancelled, Abated or Adjusted .08

EXPENDITURES		REVENUES-REALIZED		1991 PROPERTY TAX	
GENERAL GOVERNMENT				STATE EQUALIZED TAX RATE .59	
Governing Body & Public Boards	23,778.00	1991 Property Taxes Collected	8,933,773.84	Local District School Taxes	4,359,005.00
Municipal Clerk	103,374.00	1991 Payments in Lieu of Taxes		Regional & Consolidated School Tax	
Financial Administration	152,747.00	Delinquent Tax & Lien Collections	473,744.91	School Taxes in Municipal Budget	
Assessment of Taxes	37,976.00	Business Personalty Replacement Taxes	415,378.96	County Taxes	2,485,954.35
Collection of Taxes	56,812.00	Taxes from Public Utilities	759,891.00	County Library Taxes	151,697.00
Planning, Housing & Development	93,268.01	Other Miscellaneous Tax Revenues		Local Municipal Purpose Taxes	2,029,788.00
Human Resources	65,119.00	State Aid Revenues	543,302.82	Veteran & Senior Citizen Taxes	150,450.00
Elections		Federal Aid Revenues		Total Taxes for Rate Computation	9,176,894.35
General Administration (other)	305,148.00	State and Local Fiscal Assistance Act Utilized		Special District Taxes	350,230.00
JUDICIARY		Sale of Acquired Property		Bank Corp. Taxes	
Municipal Courts	106,992.00	Other Miscellaneous Revenues	857,095.90	Added and Omitted Taxes	56,419.01
PUBLIC SAFETY		Total	11,983,187.43	Total Taxes Levied - ABSTRACT	9,433,093.36
Fire Protection	22,500.00	Prior Years Surplus Appropriated	584,866.59	Total Taxes Billed	9,436,353.31
Police Protection	1,290,155.00	REVENUES TOTAL	12,568,054.02	1991 TAXES COLLECTED	8,933,773.84
Civil Defense & Disaster Control		Reserve For Uncollected Taxes	545,599.00	1991 Taxes Cancelled, Abated or Adjusted	7,199.94
Environmental Inspection & Control	49,124.00	CAPITAL OUTLAY TOTAL	1,123,433.39	Transfer to Tax Title Liens or Foreclosed	88,088.03
Other Public Safety				Balance Outstanding Dec. 31, 1991	407,291.50
PUBLIC WORKS				PRIOR YEARS TAXES OUTSTANDING	
Streets and Drainage	479,337.00	Public Enterprises	62,091.27	Balance January 1, 1991	395,531.85
Sewers and Sewage Processing	421,499.00	Recreation-Culture		Collected in 1991	375,315.34
Garbage and Trash Disposal	55,600.00	Public Works	83,352.72	Cancelled, Abated or Adjusted 1991	1,231.53
Public Buildings and Grounds	156,901.00	Buildings and Grounds	977,989.40	Transfers to Tax Title Liens or Foreclosed	12,333.87
Other Public Works	80,000.00	Library and Education		Balance December 31, 1991	6,651.11
HEALTH and WELFARE		Conservation		TAX TITLE LIENS OUTSTANDING	
Health Services Except Environmental	2,310.00	All Other		Balance January 1, 1991	1,096,943.52
Welfare-Public Assistance	9,702.00	CAPITAL DEBT AUTHORIZED, DECEMBER 31, 1991		Transfer From Taxes	102,820.63
Hospital, Clinics, First Aid		ISSUED AND UNISSUED		Redeemed in 1991	98,429.57
Animal, Insect, & Rodent Control		School	4,107,000.00	Cancelled, Abated or Adjusted (1991)	
Other Welfare Services		Self-Liquidating	2,611,050.00	Transfers to Foreclosed Property	
RECREATION and CONSERVATION		Other	7,800,060.00	Balance December 31, 1991	1,101,334.58
Beaches and Boardwalks		Total	14,518,110.00	PROPERTY ACQUIRED BY DEED OR FORECLOSURE	
Parks, Playgrounds, Shade Trees	49,835.00	ISSUED AND OUTSTANDING		Balance January 1, 1991	9,940.01
Land Reclamation & Conservation	1,735.00	School	4,107,000.00	Transfers From Taxes or Liens	
Other Recreational Services	141,285.44	Self-Liquidating	2,595,800.00	Sale for Cash (1991)	
EDUCATION (excluding schools)		Other	5,389,620.00	Cancelled, Abated or Adjusted (1991)	
Libraries	42,951.00	Total	12,092,420.00	Balance December 31, 1991	9,940.01
Other Educational Services	2,585.00	EQUALIZED VALUATION BASIS		CURRENT FINANCES DECEMBER 31, 1991	
STATUTORY EXPENDITURES		FOR NET DEBT COMPUTATION	415,388.415	ASSETS	
Pensions & F. L. C. A.	269,841.96	REAL PROPERTY VALUATIONS		Cash Dec. 31, 1991	1,342,753.54
Employee Fringe Benefits	249,877.59	Code Class # of Parcels % VAL'N		Taxes Receivable	413,942.61
Other Statutory Expenditures		1 Vacant Land 560 4.30	11,264,300.00	Tax Title Liens	1,101,334.58
CETA And Other Public Employment Programs		2 Residential 3347 76.08	199,519,400.00	Foreclosed Property	9,940.01
MUNICIPAL FUNCTIONS TOTAL	4,275,453.00	3 Farm 113 1.61	4,227,420.00	Emergencies & Other Deferred Charges	78,374.68
CAPITAL IMPROVEMENTS *MEMO*	13,900.00	4a Commercial 137 5.88	15,429,200.00	State and Federal Aid Receivable	
DEBT SERVICE		4b Industrial 23 10.70	29,068,700.00	Other Receivables	195,911.85
Principal Payments	291,975.00	4c Apartments 9 1.42	3,735,600.00	Total	3,142,257.27
Interest Payments	280,599.01	Total	262,244,620.00	LIABILITIES, RESERVES, AND SURPLUS	
DEFERRED CHARGES	14,108.77	Land Area 9.55 Sq. Miles		Cash Liabilities	596,530.28
SCHOOL, COUNTY, SPECIAL DISTRICT TAXES	7,346,886.35	Net Valuation Taxable-Municipal	264,074,727	Reserves for Receivables	1,746,349.81
RESERVE FOR UNCOLLECTED TAXES	545,599.00	Net Valuation Taxable-County	453,416,722	Surplus Dec. 31, 1991	799,377.18
EXPENDITURES TOTAL	12,754,621.13	State Equalized Valuation	441,174,419	Total	3,142,257.27
		State Equalization Ratio	59.69		

1411

Population 1980 9,359
 Population 1990 8,521
 S & P Rating AA
 Moody Rating AAA

General Tax Rate Per \$100.

State Equalized Tax Rate

1.57

.94

FLORHAM PARK BOROUGH - MORRIS CO.
 Form of Government
 Borough Council
 Number of Members - 6

PER CAPITA:

Gross Debt 361.25
 Net Debt 314.53
 Debt Service 121.31
 Total Tax Levy 2,147.59
 Municipal Expenditures 837.08

PER CENT:

Gross Debt .19
 Net Debt .16
 Tax Levy Collected 98.07
 Tax Levy Cancelled, Abated or Adjusted .24

EXPENDITURES		REVENUES-REALIZED		1991 PROPERTY TAX	
GENERAL GOVERNMENT				STATE EQUALIZED TAX RATE	
Governing Body & Public Boards		1991 Property Taxes Collected	17,969,481.00	Local District School Taxes	.31 5,973,415.00
Municipal Clerk		1991 Payments in Lieu of Taxes		Regional & Consolidated School Tax	.19 3,625,411.03
Financial Administration	131,003.00	Delinquent Tax & Lien Collections	198,639.00	School Taxes in Municipal Budget	
Assessment of Taxes	52,913.00	Business Personalty Replacement Taxes	229,768.00	County Taxes	.22 4,249,051.84
Collection of Taxes	4,400.00	Taxes from Public Utilities	774,219.00	Caunty Library Taxes	
Planning, Housing & Development	52,300.00	Other Miscellaneous Tax Revenues		Local Municipal Purpose Taxes	.23 4,433,493.00
Human Resources	75,000.00	State Aid Revenues	239,183.00	Veteran & Senior Citizen Taxes	
Elections	3,300.00	Federal Aid Revenues		Total Taxes for Rate Computation	.95 18,333,270.87
General Administration (other)	810,153.00	State and Local Fiscal Assistance Act Utilized		Special District Taxes	
JUDICIARY		Sale of Acquired Property		Bank Corp. Taxes	
Municipal Courts	54,745.00	Other Miscellaneous Revenues	470,519.00	Added and Omitted Taxes	18,266.00
PUBLIC SAFETY				Total Taxes Levied - ABSTRACT	18,299,636.87
Fire Protection	101,037.00			Total Taxes Billed	18,322,855.00
Police Protection	1,372,470.00	Prior Years Surplus Appropriated	865,000.00	1991 TAXES COLLECTED	17,969,481.00
Civil Defense & Disaster Control	5,500.00	REVENUES TOTAL	20,766,809.00	1991 Taxes Cancelled, Abated or Adjusted	44,534.00
Environmental Inspection & Control	73,125.00	Reserve For Uncollected Taxes	743,047.00	Transfer to Tax Title Liens or Foreclosed	7,398.00
Other Public Safety		CAPITAL OUTLAY TOTAL	671,270.00	Balance Outstanding Dec. 31, 1991	301,442.00
PUBLIC WORKS				PRIOR YEARS TAXES OUTSTANDING	
Streets and Drainage	628,075.00	Public Enterprises		Balance January 1, 1991	205,942.00
Sewers and Sewage Processing	200,000.00	Recreation—Culture		Collected in 1991	198,639.00
Garbage and Trash Disposal		Public Works		Cancelled, Abated or Adjusted 1991	
Public Buildings and Grounds	267,561.00	Buildings and Grounds	651,572.00	Transfers to Tax Title Liens or Foreclosed	7,303.00
Other Public Works	155,337.00	Library and Education		Balance December 31, 1991	
HEALTH and WELFARE		Conservation		TAX TITLE LIENS OUTSTANDING	
Health Services Except Environmental	44,180.00	All Other		Balance January 1, 1991	8,491.00
Welfare-Public Assistance	3,050.00	CAPITAL DEBT AUTHORIZED, DECEMBER 31, 1991		Transfer From Taxes	14,701.00
Hospital, Clinics, First Aid		ISSUED AND UNISSUED		Redeemed in 1991	
Animal, Insect, & Rodent Control	17,353.00	School	286,126	Cancelled, Abated or Adjusted (1991)	
Other Welfare Services		Self-Liquidating	112,000	Transfers to Foreclosed Property	
RECREATION and CONSERVATION		Other	2,680,110	Balance December 31, 1991	23,192.00
Beaches and Boardwalks		Total	3,078,236	PROPERTY ACQUIRED BY DEED OR	
Parks, Playgrounds, Shade Trees	12,500.00			FORECLOSURE	
Land Reclamation & Conservation	49,600.00	ISSUED AND OUTSTANDING		Balance January 1, 1991	
Other Recreational Services	143,675.00	School	286,126.00	Transfers From Taxes or Liens	
EDUCATION (excluding schools)		Self-Liquidating	112,000.00	Sale for Cash (1991)	
Libraries	357,840.00	Other	1,921,000.00	Cancelled, Abated or Adjusted (1991)	
Other Educational Services		Total	2,319,126.00	Balance December 31, 1991	
STATUTORY EXPENDITURES		EQUALIZED VALUATION BASIS		CURRENT FINANCES DECEMBER 31, 1991	
Pensions & F. I. C. A.	384,900.00	FOR NET DEBT COMPUTATION	1,632,756,083	ASSETS	
Employee Fringe Benefits	340,000.00	REAL PROPERTY VALUATIONS		Cash Dec. 31, 1991	1,949,245.00
Other Statutory Expenditures		Code Class # of Parcels % VAL'N	ASSESSED VALUATION	Taxes Receivable	301,442.00
CETA And Other Public Employment Programs		1 Vacant Land 109 3.21	37,271,600.00	Tax Title Liens	23,192.00
MUNICIPAL FUNCTIONS TOTAL	5,340,017.00	2 Residential 2993 49.18	571,515,000.00	Foreclosed Property	
CAPITAL IMPROVEMENTS *MEMO*	29,700.00	3 Farm 1 .01	95,900.00	Emergencies & Other Deferred Charges	
DEBT SERVICE		4a Commercial 187 27.30	317,208,300.00	State and Federal Aid Receivable	149,707.00
Principal Payments	853,000.00	4b Industrial 20 20.09	233,428,000.00	Other Receivables	9,194.00
Interest Payments	175,710.00	4c Apartments 1 .22	2,529,900.00	Total	2,432,780.00
DEFERRED CHARGES	15,959.00	Total 3311	1,162,048,700.00	LIABILITIES, RESERVES, AND SURPLUS	
SCHOOL, COUNTY, SPECIAL DISTRICT TAXES	13,847,877.37	Land Area 7.50 Sq. Miles		Cash Liabilities	647,373.00
RESERVE FOR UNCOLLECTED TAXES	743,047.00	Net Valuation Taxable-Municipal	1,165,895,415	Reserves for Receivables	333,828.00
EXPENDITURES TOTAL	20,980,610.87	Net Valuation Taxable-County	1,583,033,283	Surplus Dec. 31, 1991	1,451,579.00
		State Equalized Valuation	1,941,240,346	Total	2,432,780.00
		State Equalization Ratio	59.98		

0110
Population 1980 1,892
Population 1990 2,181
S & P Rating
Moody Rating

General Tax Rate Per \$100. 2.31
State Equalized Tax Rate 1.97

FOLSOM BOROUGH - ATLANTIC COUNTY
Form of Government
Borough Council
Number of Members - 6

PER CAPITA:
Gross Debt 408.73
Net Debt 87.78
Debt Service 44.15
Total Tax Levy 773.88
Municipal Expenditures 574.53
PER CENT:
Gross Debt 1.15
Net Debt .25
Tax Levy Collected 91.07
Tax Levy Cancelled, Abated or Adjusted

EXPENDITURES		REVENUES-REALIZED		1991 PROPERTY TAX	
GENERAL GOVERNMENT				STATE EQUALIZED TAX RATE	
Governing Body & Public Boards		1991 Property Taxes Collected	1,547,405.00	Local District School Taxes	1.07 924,638.00
Municipal Clerk		1991 Payments in Lieu of Taxes		Regional & Consolidated School Tax	
Financial Administration	21,000.00	Delinquent Tax & Lien Collections	213,458.00	School Taxes in Municipal Budget	
Assessment of Taxes	13,500.00	Business Personalty Replacement Taxes	22,273.00	County Taxes	.43 * 373,359.59
Collection of Taxes	16,250.00	Taxes from Public Utilities	128,129.00	County Library Taxes	.03 25,909.37
Planning, Housing & Development	6,600.00	Other Miscellaneous Tax Revenues		Local Municipal Purpose Taxes	.43 373,194.00
Human Resources	11,567.00	State Aid Revenues	276,205.00	Veteran & Senior Citizen Taxes	
Elections		Federal Aid Revenues		Total Taxes for Rate Computation	1.96 1,715,600.96
General Administration (other)	153,115.00	State and Local Fiscal Assistance Act Utilized		Special District Taxes	
JUDICIARY		Sale of Acquired Property		Bank Corp. Taxes	
Municipal Courts	42,700.00	Other Miscellaneous Revenues	117,725.00	Added and Omitted Taxes	1,632.00
PUBLIC SAFETY		Total	2,305,195.00	Total Taxes Levied - ABSTRACT	1,698,732.96
Fire Protection	18,000.00	Prior Years Surplus Appropriated	230,000.00	Total Taxes Billed	1,699,229.00
Police Protection	4,000.00	REVENUES TOTAL	2,535,195.00	1991 TAXES COLLECTED	1,547,405.00
Civil Defense & Disaster Control	2,000.00	Reserve For Uncollected Taxes	337,837.00	1991 Taxes Cancelled, Abated or Adjusted	
Environmental Inspection & Control	24,820.00	CAPITAL OUTLAY TOTAL	3,170.00	Transfer to Tax Title Liens or Foreclosed	
Other Public Safety				Balance Outstanding Dec. 31, 1991	151,824.00
PUBLIC WORKS				PRIOR YEARS TAXES OUTSTANDING	
Streets and Drainage	248,015.00	Public Enterprises		Balance January 1, 1991	182,319.00
Sewers and Sewage Processing		Recreation-Culture		Collected in 1991	181,078.00
Garbage and Trash Disposal	135,500.00	Public Works		Cancelled, Abated or Adjusted 1991	
Public Buildings and Grounds	14,900.00	Buildings and Grounds	3,170.00	Transfers to Tax Title Liens or Foreclosed	
Other Public Works		Library and Education		Balance December 31, 1991	1,241.00
HEALTH and WELFARE		Conservation		TAX TITLE LIENS OUTSTANDING	
Health Services Except Environmental	1,100.00	All Other		Balance January 1, 1991	67,532.00
Welfare-Public Assistance	4,400.00	CAPITAL DEBT AUTHORIZED, DECEMBER 31, 1991		Transfer From Taxes	
Hospital, Clinics, First Aid		ISSUED AND UNISSUED GROSS DEBT NET DEBT		Redeemed in 1991	43,861.00
Animal, Insect, & Rodent Control	4,600.00	School 700,000		Cancelled, Abated or Adjusted (1991)	
Other Welfare Services		Self-Liquidating		Transfers to Foreclosed Property	
RECREATION and CONSERVATION		Other 191,450	191,450	Balance December 31, 1991	23,671.00
Beaches and Boardwalks		Total 891,450	191,450	PROPERTY ACQUIRED BY DEED OR	
Parks, Playgrounds, Shade Trees	1,500.00	ISSUED AND OUTSTANDING		FORECLOSURE	
Land Reclamation & Conservation	24,300.00	School		Balance January 1, 1991	20,977.00
Other Recreational Services		Self-Liquidating		Transfers From Taxes or Liens	
EDUCATION (excluding schools)		Other 152,500.00	152,500.00	Sale for Cash (1991)	6,500.00
Libraries		Total		Cancelled, Abated or Adjusted (1991)	
Other Educational Services		EQUALIZED VALUATION BASIS		Balance December 31, 1991	14,477.00
STATUTORY EXPENDITURES		FOR NET DEBT COMPUTATION	77,760,400	CURRENT FINANCES DECEMBER 31, 1991	
Pensions & F. L. C. A.	23,235.00	REAL PROPERTY VALUATIONS		ASSETS	
Employee Fringe Benefits		Code Class # of Parcels % VAL'N ASSESSED VALUATION		Cash Dec. 31, 1991	1,105,181.00
Other Statutory Expenditures		1 Vacant Land 607 7.38 5,341,300.00		Taxes Receivable	153,065.00
CETA And Other Public Employment Programs		2 Residential 613 68.92 49,816,100.00		Tax Title Liens	23,671.00
MUNICIPAL FUNCTIONS TOTAL	771,152.00	3 Farm 88 1.08 781,200.00		Foreclosed Property	14,477.00
CAPITAL IMPROVEMENTS * MEMO *	2,000.00	4a Commercial 43 7.57 5,483,500.00		Emergencies & Other Deferred Charges	6,447.00
DEBT SERVICE		4b Industrial 11 15.15 10,967,900.00		State and Federal Aid Receivable	189,142.00
Principal Payments	81,000.00	4c Apartments		Other Receivables	42,534.00
Interest Payments	15,299.00	Total 1362 72,390,000.00		Total	1,534,517.00
DEFERRED CHARGES	47,763.00	Land Area 8.40 Sq. Miles		LIABILITIES, RESERVES, AND SURPLUS	
SCHOOL, COUNTY, SPECIAL DISTRICT TAXES	1,323,906.96	Net Valuation Taxable-Municipal	73,648,287	Cash Liabilities	636,184.00
RESERVE FOR UNCOLLECTED TAXES	337,837.00	Net Valuation Taxable-County	80,591,550	Reserves for Receivables	195,814.00
EXPENDITURES TOTAL	2,576,957.96	State Equalized Valuation	86,342,913	Surplus Dec. 31, 1991	702,519.00
		State Equalization Ratio	85.08	Total	1,534,517.00

0219
Population 1980 32,449
Population 1990 31,997
S & P Rating
Moody Rating AA

General Tax Rate Per \$100. 1.75
State Equalized Tax Rate 1.30

FORT LEE BOROUGH - BERGEN COUNTY
Form of Government
Borough Council
Number of Members - 6

PER CAPITA:
Gross Debt 1,187.31
Net Debt 1,139.53
Debt Service 92.73
Total Tax Levy 1,602.62
Municipal Expenditures 972.62
PER CENT:
Gross Debt .90
Net Debt .87
Tax Levy Collected 91.99
Tax Levy Cancelled, Abated or Adjusted 2.48

EXPENDITURES		REVENUES-REALIZED		1991 PROPERTY TAX	
GENERAL GOVERNMENT				STATE EQUALIZED TAX RATE	
Governing Body & Public Boards	94,036.00	1991 Property Taxes Collected	47,830,078.89	Local District School Taxes	21,736,867.00
Municipal Clerk	123,775.00	1991 Payments in Lieu of Taxes	115,257.97	Regional & Consolidated School Tax	
Financial Administration	69,500.00	Delinquent Tax & Lien Collections	1,322,664.03	School Taxes in Municipal Budget	
Assessment of Taxes	1,181,360.00	Business Personality Replacement Taxes	147,976.44	County Taxes	10,936,164.89
Collection of Taxes	184,550.00	Taxes from Public Utilities	1,177,014.00	County Library Taxes	
Planning, Housing & Development	13,800.00	Other Miscellaneous Tax Revenues		Local Municipal Purpose Taxes	18,606,153.73
Human Resources	123,136.00	State Aid Revenues	5,800,156.01	Veteran & Senior Citizen Taxes	143,000.00
Elections	8,600.00	Federal Aid Revenues		Total Taxes for Rate Computation	51,422,185.62
General Administration (other)	2,380,715.00	State and Local Fiscal Assistance Act Utilized		Special District Taxes	
JUDICIARY		Sale of Acquired Property		Bank Corp. Taxes	
Municipal Courts	522,354.64	Other Miscellaneous Revenues	2,729,391.53	Added and Omitted Taxes	
PUBLIC SAFETY		Total	59,122,538.87	Total Taxes Levied - ABSTRACT	51,279,185.62
Fire Protection	883,388.00	Prior Years Surplus Appropriated	800,000.00	Total Taxes Billed	51,993,515.12
Police Protection	7,082,250.10	REVENUES TOTAL	59,922,538.87	1991 TAXES COLLECTED	47,830,078.89
Civil Defense & Disaster Control	1,500.00	Reserve For Uncollected Taxes	2,018,000.00	1991 Taxes Cancelled, Abated or Adjusted	1,286,977.17
Environmental Inspection & Control	256,593.00	CAPITAL OUTLAY TOTAL	7,939,541.55	Transfer to Tax Title Liens or Foreclosed	119,577.50
Other Public Safety				Balance Outstanding Dec. 31, 1991	2,756,881.60
PUBLIC WORKS				PRIOR YEARS TAXES OUTSTANDING	
Streets and Drainage	885,450.00	Public Enterprises		Balance January 1, 1991	2,297,755.65
Sewers and Sewage Processing	3,241,193.98	Recreation-Culture	9,644.78	Collected in 1991	1,302,047.93
Garbage and Trash Disposal	1,663,009.00	Public Works	1,224,503.12	Cancelled, Abated or Adjusted 1991	485,166.46
Public Buildings and Grounds	344,950.00	Buildings and Grounds	6,577,393.65	Transfers to Tax Title Liens or Foreclosed	64,433.04
Other Public Works	237,830.00	Library and Education	128,000.00	Balance December 31, 1991	446,108.22
HEALTH and WELFARE		Conservation		TAX TITLE LIENS OUTSTANDING	
Health Services Except Environmental	408,270.00	All Other		Balance January 1, 1991	107,604.40
Welfare-Public Assistance	111,740.00			Transfer From Taxes	197,444.13
Hospital, Clinics, First Aid				Redeemed in 1991	20,616.10
Animal, Insect, & Rodent Control				Cancelled, Abated or Adjusted (1991)	
Other Welfare Services				Transfers to Foreclosed Property	
RECREATION and CONSERVATION				Balance December 31, 1991	284,432.43
Beaches and Boardwalks				PROPERTY ACQUIRED BY DEED OR	
Parks, Playgrounds, Shade Trees	400,680.00			FORECLOSURE	
Land Reclamation & Conservation	204,713.00			Balance January 1, 1991	8,220.00
Other Recreational Services	373,800.00			Transfers From Taxes or Liens	
EDUCATION (excluding schools)				Sale for Cash (1991)	
Libraries	1,454,600.00			Cancelled, Abated or Adjusted (1991)	
Other Educational Services				Balance December 31, 1991	8,220.00
STATUTORY EXPENDITURES				CURRENT FINANCES DECEMBER 31, 1991	
Pensions & F. I. C. A.	1,475,107.00			ASSETS	
Employee Fringe Benefits	1,114,503.00			Cash Dec. 31, 1991	2,844,314.14
Other Statutory Expenditures	1,000.00			Taxes Receivable	3,202,989.82
CETA And Other Public Employment Programs				Tax Title Liens	284,432.43
MUNICIPAL FUNCTIONS TOTAL	24,842,403.72			Foreclosed Property	8,220.00
CAPITAL IMPROVEMENTS *MEMO*	110,000.00			Emergencies & Other Deferred Charges	261,600.00
DEBT SERVICE				State and Federal Aid Receivable	23,454.42
Principal Payments	1,717,091.60			Other Receivables	210,949.95
Interest Payments	1,250,147.68			Total	6,835,960.76
DEFERRED CHARGES	1,293,299.08			LIABILITIES, RESERVES, AND SURPLUS	
SCHOOL, COUNTY, SPECIAL DISTRICT TAXES	32,673,031.89			Cash Liabilities	1,826,975.58
RESERVE FOR UNCOLLECTED TAXES	2,018,000.00			Reserves for Receivables	3,706,592.20
EXPENDITURES TOTAL	63,793,973.97			Surplus Dec. 31, 1991	1,302,392.98
				Total	6,835,960.76

1905

Population 1980 4,654
 Population 1990 5,114
 S & P Rating
 Moody Rating

General Tax Rate Per \$100. 1.98
 State Equalized Tax Rate 1.99

FRANKFORD TOWNSHIP - SUSSEX CO.

Form of Government
 Township Committee
 Number of Members - 3

PER CAPITA:
 Gross Debt 709.26
 Net Debt 38.13
 Debt Service
 Total Tax Levy 1,555.48
 Municipal Expenditures 505.49

PER CENT:
 Gross Debt .92
 Net Debt .05
 Tax Levy Collected 88.71
 Tax Levy Cancelled, Abated or Adjusted 2.18

EXPENDITURES		REVENUES-REALIZED		1991 PROPERTY TAX	
GENERAL GOVERNMENT				STATE EQUALIZED TAX RATE	
Governing Body & Public Boards		1991 Property Taxes Collected	7,076,972.82	Local District School Taxes .82	3,288,268.50
Municipal Clerk		1991 Payments in Lieu of Taxes		Regional & Consolidated School Tax .50	2,024,527.59
Financial Administration	46,500.00	Delinquent Tax & Lien Collections	461,301.37	School Taxes in Municipal Budget	
Assessment of Taxes	37,500.00	Business Personalty Replacement Taxes	61,589.64	County Taxes .38 *	1,510,802.41
Collection of Taxes	53,400.00	Taxes from Public Utilities	328,454.00	County Library Taxes .03	109,662.29
Planning, Housing & Development	92,900.00	Other Miscellaneous Tax Revenues		Local Municipal Purpose Taxes .25	1,009,054.61
Human Resources	9,738.10	State Aid Revenues	300,761.73	Veteran & Senior Citizen Taxes	41,500.00
Elections		Federal Aid Revenues		Total Taxes for Rate Computation 1.98	7,983,815.40
General Administration (other)	241,500.00	State and Local Fiscal Assistance Act Utilized		Special District Taxes	
JUDICIARY		State and Local Fiscal Assistance Act Utilized		Bank Corp. Taxes	
Municipal Courts	52,100.00	Sale of Acquired Property		Added and Omitted Taxes	12,424.14
PUBLIC SAFETY		Other Miscellaneous Revenues	311,936.98	Total Taxes Levied - ABSTRACT	7,954,739.54
Fire Protection	49,812.00	Total	8,541,016.54	Total Taxes Billed	7,977,513.91
Police Protection	13,500.00	Prior Years Surplus Appropriated	250,000.00	1991 TAXES COLLECTED	7,076,972.82
Civil Defense & Disaster Control	2,500.00	REVENUES TOTAL	8,791,016.54	1991 Taxes Cancelled, Abated or Adjusted	173,975.86
Environmental Inspection & Control	38,500.00	Reserve For Uncollected Taxes	913,679.27	Transfer to Tax Title Liens or Foreclosed	926.64
Other Public Safety		CAPITAL OUTLAY TOTAL	494,049.89	Balance Outstanding Dec. 31, 1991	725,638.59
PUBLIC WORKS				PRIOR YEARS TAXES OUTSTANDING	
Streets and Drainage	612,150.00	Public Enterprises		Balance January 1, 1991	678,539.05
Sewers and Sewage Processing	6,000.00	Recreation-Culture	13,246.89	Collected in 1991	453,959.04
Garbage and Trash Disposal	5,100.00	Public Works	346,455.27	Cancelled, Abated or Adjusted 1991	26,724.94
Public Buildings and Grounds	44,000.00	Buildings and Grounds	134,347.73	Transfers to Tax Title Liens or Foreclosed	12.72
Other Public Works	35,000.00	Library and Education		Balance December 31, 1991	197,842.35
HEALTH and WELFARE		Conservation		TAX TITLE LIENS OUTSTANDING	
Health Services Except Environmental	15,500.00	All Other		Balance January 1, 1991	9,624.71
Welfare-Public Assistance	22,800.00	CAPITAL DEBT AUTHORIZED, DECEMBER 31, 1991		Transfer From Taxes	955.29
Hospital, Clinics, First Aid	3,000.00	ISSUED AND UNISSUED		Redeemed in 1991	7,342.33
Animal, Insect, & Rodent Control	33,200.00	School	3,432,142	Cancelled, Abated or Adjusted (1991)	
Other Welfare Services		Self-Liquidating		Transfers to Foreclosed Property	
RECREATION and CONSERVATION		Other	195,000	Balance December 31, 1991	3,237.67
Beaches and Boardwalks		Total	3,627,142	PROPERTY ACQUIRED BY DEED OR FORECLOSURE	
Parks, Playgrounds, Shade Trees				Balance January 1, 1991	203,925.00
Land Reclamation & Conservation	225.63	ISSUED AND OUTSTANDING		Transfers From Taxes or Liens	
Other Recreational Services	14,500.00	School	3,432,142.86	Sale for Cash (1991)	
EDUCATION (excluding schools)		Self-Liquidating		Cancelled, Abated or Adjusted (1991)	
Libraries		Other		Balance December 31, 1991	203,925.00
Other Educational Services	1,700.00	Total	3,432,142.86	CURRENT FINANCES DECEMBER 31, 1991	
STATUTORY EXPENDITURES		EQUALIZED VALUATION BASIS		ASSETS	
Pensions & F. L. C. A.	78,000.00	FOR NET DEBT COMPUTATION	393,683,771	Cash Dec. 31, 1991	1,009,721.34
Employee Fringe Benefits	135,000.00	REAL PROPERTY VALUATIONS		Taxes Receivable	923,480.94
Other Statutory Expenditures	3,000.00	Code Class # of Parcels % VAL'N		Tax Title Liens	3,237.67
CETA And Other Public Employment Programs		1 Vacant Land 658 8.20	32,815,600.00	Foreclosed Property	203,925.00
MUNICIPAL FUNCTIONS TOTAL	1,647,225.73	2 Residential 1926 71.31	285,226,133.00	Emergencies & Other Deferred Charges	48,342.00
CAPITAL IMPROVEMENTS * MEMO*	120,000.00	3 Farm 567 9.63	38,509,541.00	State and Federal Aid Receivable	36,784.34
DEBT SERVICE		4a Commercial 94 9.32	37,294,327.00	Other Receivables	41,545.26
Principal Payments		4b Industrial 11 1.52	6,074,600.00	Total	2,267,036.55
Interest Payments		4c Apartments 1 .02	64,800.00	LIABILITIES, RESERVES, AND SURPLUS	
DEFERRED CHARGES	24,171.00	Total	399,985,001.00	Cash Liabilities	597,225.19
SCHOOL, COUNTY, SPECIAL DISTRICT TAXES	6,933,200.79	Land Area 34.70 Sq. Miles		Reserves for Receivables	1,169,701.26
RESERVE FOR UNCOLLECTED TAXES	913,679.27	Net Valuation Taxable-Municipal	402,254,534	Surplus Dec. 31, 1991	500,110.10
EXPENDITURES TOTAL	9,513,336.79	Net Valuation Taxable-County	416,455,031	Total	2,267,036.55
		State Equalized Valuation	400,978,665		
		State Equalization Ratio	100.32		

1906
Population 1980 4,486
Population 1990 4,977
S & P Rating
Moody Rating AAA

General Tax Rate Per \$100. 4.35
State Equalized Tax Rate 2.66

FRANKLIN BOROUGH - SUSSEX COUNTY
Form of Government
Borough Council
Number of Members - 6

PER CAPITA:
Gross Debt 1,918.13
Net Debt 835.38
Debt Service 18.95
Total Tax Levy 1,209.84
Municipal Expenditures 633.73
PER CENT:
Gross Debt 4.14
Net Debt 1.80
Tax Levy Collected 93.86
Tax Levy Cancelled, Abated or Adjusted .21

EXPENDITURES		REVENUES-REALIZED		1991 PROPERTY TAX	
GENERAL GOVERNMENT		1991 Property Taxes Collected		STATE EQUALIZED TAX RATE	
Governing Body & Public Boards				Local District School Taxes	1.10
Municipal Clerk			5,661,997.98	Regional & Consolidated School Tax	.57
Financial Administration	51,925.00	1991 Payments in Lieu of Taxes		School Taxes in Municipal Budget	
Assessment of Taxes	14,500.00	Delinquent Tax & Lien Collections	348,759.60	County Taxes	.38 *
Collection of Taxes	42,300.00	Business Personalty Replacement Taxes	68,315.80	County Library Taxes	.03
Planning, Housing & Development	73,060.00	Taxes from Public Utilities	462,639.66	Local Municipal Purpose Taxes	.58
Human Resources	44,340.34	Other Miscellaneous Tax Revenues		Veteran & Senior Citizen Taxes	
Elections	2,665.00	State Aid Revenues	271,427.31	Total Taxes for Rate Computation	2.66
General Administration (other)	478,900.00	Federal Aid Revenues		Special District Taxes	
JUDICIARY		State and Local Fiscal Assistance Act Utilized		Bank Corp. Taxes	
Municipal Courts	31,253.00	Sale of Acquired Property		Added and Omitted Taxes	
PUBLIC SAFETY		Other Miscellaneous Revenues	431,175.44	Total Taxes Levied - ABSTRACT	6,021,366.29
Fire Protection	77,500.00	Total	7,244,316.29	Total Taxes Billed	6,032,632.94
Police Protection	625,495.00	Prior Years Surplus Appropriated	471,184.00	1991 TAXES COLLECTED	5,661,997.98
Civil Defense & Disaster Control	1,250.00	REVENUES TOTAL	7,715,500.29	1991 Taxes Cancelled, Abated or Adjusted	12,518.57
Environmental Inspection & Control	58,301.00	Reserve For Uncollected Taxes	364,032.47	Transfer to Tax Title Liens or Foreclosed	12,519.30
Other Public Safety		CAPITAL OUTLAY TOTAL	629,655.98	Balance Outstanding Dec. 31, 1991	345,597.09
PUBLIC WORKS				PRIOR YEARS TAXES OUTSTANDING	
Streets and Drainage	495,300.00	Public Enterprises	67,117.43	Balance January 1, 1991	227,641.09
Sewers and Sewage Processing		Recreation-Culture	473,011.20	Collected in 1991	226,766.07
Garbage and Trash Disposal	280,000.00	Public Works	564.41	Cancelled, Abated or Adjusted 1991	169.92
Public Buildings and Grounds	64,000.00	Buildings and Grounds	88,962.94	Transfers to Tax Title Liens or Foreclosed	
Other Public Works		Library and Education		Balance December 31, 1991	705.10
HEALTH and WELFARE		Conservation		TAX TITLE LIENS OUTSTANDING	
Health Services Except Environmental	2,940.00	All Other		Balance January 1, 1991	226,703.93
Welfare-Public Assistance	16,365.00			Transfer From Taxes	13,529.18
Hospital, Clinics, First Aid				Redeemed in 1991	121,993.53
Animal, Insect, & Rodent Control	4,100.00			Cancelled, Abated or Adjusted (1991)	36,340.51
Other Welfare Services				Transfers to Foreclosed Property	
RECREATION and CONSERVATION				Balance December 31, 1991	81,899.07
Beaches and Boardwalks				PROPERTY ACQUIRED BY DEED OR	
Parks, Playgrounds, Shade Trees				FORECLOSURE	
Land Reclamation & Conservation	625.00			Balance January 1, 1991	31,300.00
Other Recreational Services	28,660.00			Transfers From Taxes or Liens	
EDUCATION (excluding schools)				Sale for Cash (1991)	
Libraries				Cancelled, Abated or Adjusted (1991)	
Other Educational Services				Balance December 31, 1991	31,300.00
STATUTORY EXPENDITURES				CURRENT FINANCES DECEMBER 31, 1991	
Pensions & F. L. C. A.	147,006.00			ASSETS	
Employee Fringe Benefits	140,350.00			Cash Dec. 31, 1991	1,101,833.96
Other Statutory Expenditures	9,000.00			Taxes Receivable	346,302.19
CETA And Other Public Employment Programs				Tax Title Liens	81,899.07
MUNICIPAL FUNCTIONS TOTAL	2,689,835.34			Foreclosed Property	31,300.00
CAPITAL IMPROVEMENTS *MEMO*	15,000.00			Emergencies & Other Deferred Charges	
DEBT SERVICE				State and Federal Aid Receivable	403.04
Principal Payments	45,000.00			Other Receivables	28,956.17
Interest Payments	49,323.70			Total	1,590,694.43
DEFERRED CHARGES	5,900.00			LIABILITIES, RESERVES, AND SURPLUS	
SCHOOL COUNTY, SPECIAL DISTRICT TAXES	4,655,638.39			Cash Liabilities	467,342.44
RESERVE FOR UNCOLLECTED TAXES	364,032.47			Reserves for Receivables	488,457.43
EXPENDITURES TOTAL	7,810,779.90			Surplus Dec. 31, 1991	634,894.56
				Total	1,590,694.43

2.19

Form of Government
Township Committee
Number of Members - 5

Gross Debt	1,014.28
Net Debt	192.14
Debt Service	50.26
Total Tax Levy	822.46
Municipal Expenditures	475.57

Gross Debt	3.23
Net Debt	.61
Tax Levy Collected	88.45
Tax Levy Cancelled, Abated or Adjusted	.06

1987 / 3000

1010
 Population 1980 2,294
 Population 1990 2,851
 S & P Rating
 Moody Rating A1
 General Tax Rate Per \$100. 1.54
 State Equalized Tax Rate 1.64

FRANKLIN TOWNSHIP - HUNTERDON CO.
 Form of Government
 Township Committee
 Number of Members - 3

PER CAPITA:
 Gross Debt 1,162.92
 Net Debt 466.50
 Debt Service 29.17
 Total Tax Levy 1,542.33
 Municipal Expenditures 561.91
 PER CENT:
 Gross Debt 1.20
 Net Debt .48
 Tax Levy Collected 94.03
 Tax Levy Cancelled, Abated or Adjusted .30

EXPENDITURES		REVENUES-REALIZED		1991 PROPERTY TAX	
GENERAL GOVERNMENT				STATE EQUALIZED TAX RATE	
Governing Body & Public Boards		1991 Property Taxes Collected	4,160,985.65	Local District School Taxes	.70 1,883,021.50
Municipal Clerk		1991 Payments in Lieu of Taxes		Regional & Consolidated School Tax	.45 1,209,073.86
Financial Administration	33,177.00	Delinquent Tax & Lien Collections	315,716.57	School Taxes in Municipal Budget	
Assessment of Taxes	25,492.00	Business Personalty Replacement Taxes	53,401.64	County Taxes	.30 818,349.21
Collection of Taxes	15,065.00	Taxes from Public Utilities	195,293.00	County Library Taxes	.02 65,816.05
Planning, Housing & Development	59,000.00	Other Miscellaneous Tax Revenues		Local Municipal Purpose Taxes	.15 405,896.49
Human Resources	56,623.50	State Aid Revenues	103,745.99	Veteran & Senior Citizen Taxes	
Elections		Federal Aid Revenues		Total Taxes for Rate Computation	1.62 4,399,007.11
General Administration (other)	227,300.00	State and Local Fiscal Assistance Act Utilized		Special District Taxes	
JUDICIARY		Sale of Acquired Property		Bank Corp. Taxes	
Municipal Courts	27,570.00	Other Miscellaneous Revenues	203,906.47	Added and Omitted Taxes	15,039.21
PUBLIC SAFETY		Total	5,033,049.32	Total Taxes Levied - ABSTRACT	4,397,196.32
Fire Protection	60,179.00	Prior Years Surplus Appropriated	480,967.58	Total Taxes Billed	4,425,051.24
Police Protection	203,598.99	REVENUES TOTAL	5,514,016.90	1991 TAXES COLLECTED	4,160,985.65
Civil Defense & Disaster Control		Reserve For Uncollected Taxes	349,230.07	1991 Taxes Cancelled, Abated or Adjusted	13,140.34
Environmental Inspection & Control	34,625.00	CAPITAL OUTLAY TOTAL	117,302.20	Transfer to Tax Title Liens or Foreclosed	11,577.72
Other Public Safety				Balance Outstanding Dec. 31, 1991	239,347.53
PUBLIC WORKS				PRIOR YEARS TAXES OUTSTANDING	
Streets and Drainage	218,286.00	Public Enterprises		Balance January 1, 1991	328,857.16
Sewers and Sewage Processing		Recreation-Culture		Collected in 1991	310,464.86
Garbage and Trash Disposal	10,000.00	Public Works		Cancelled, Abated or Adjusted 1991	
Public Buildings and Grounds	14,000.00	Buildings and Grounds	117,302.20	Transfers to Tax Title Liens or Foreclosed	3,554.56
Other Public Works		Library and Education		Balance December 31, 1991	14,837.74
HEALTH and WELFARE		Conservation		TAX TITLE LIENS OUTSTANDING	
Health Services Except Environmental	17,500.00	All Other		Balance January 1, 1991	27,538.18
Welfare-Public Assistance	550.00	CAPITAL DEBT AUTHORIZED, DECEMBER 31, 1991		Transfer from Taxes	15,732.81
Hospital, Clinics, First Aid		ISSUED AND UNISSUED		Redeemed in 1991	5,251.71
Animal, Insect, & Rodent Control	4,200.00	School	1,985,482	Cancelled, Abated or Adjusted (1991)	
Other Welfare Services	500.00	Self-Liquidating		Transfers to Foreclosed Property	
RECREATION and CONSERVATION		Other	1,330,000	Balance December 31, 1991	38,019.28
Beaches and Boardwalks		Total	3,315,482	PROPERTY ACQUIRED BY DEED OR FORECLOSURE	
Parks, Playgrounds, Shade Trees		ISSUED AND OUTSTANDING		Balance January 1, 1991	700.00
Land Reclamation & Conservation	600.00	School	1,985,482.57	Transfers From Taxes or Liens	
Other Recreational Services	6,000.00	Self-Liquidating		Sale for Cash (1991)	
EDUCATION (excluding schools)		Other	1,330,000.00	Cancelled, Abated or Adjusted (1991)	
Libraries		Total	3,315,482.57	Balance December 31, 1991	700.00
Other Educational Services		EQUALIZED VALUATION BASIS		CURRENT FINANCES DECEMBER 31, 1991	
STATUTORY EXPENDITURES		FOR NET DEBT COMPUTATION	275,803,147	ASSETS	
Pensions & F. L. C. A.	64,000.00	REAL PROPERTY VALUATIONS		Cash Dec. 31, 1991	1,223,338.00
Employee Fringe Benefits	80,000.00	Code Class # of Parcels % VAL'N		Taxes Receivable	254,185.27
Other Statutory Expenditures	1,000.00	1 Vacant Land 109 3.57	10,182,425.00	Tax Title Liens	38,019.28
CETA And Other Public Employment Programs		2 Residential 717 61.41	175,209,800.00	Foreclosed Property	700.00
MUNICIPAL FUNCTIONS TOTAL	1,159,271.49	3 Farm 650 24.96	71,214,258.00	Emergencies & Other Deferred Charges	17,588.00
CAPITAL IMPROVEMENTS *MEMO*	65,823.00	4a Commercial 23 3.56	24,434,000.00	State and Federal Aid Receivable	4,481.00
DEBT SERVICE		4b Industrial 7 1.26	3,607,500.00	Other Receivables	15,469.45
Principal Payments		4c Apartments 2 .24	681,300.00	Total	1,553,781.00
Interest Payments	83,153.50	Total	285,329,283.00	LIABILITIES, RESERVES, AND SURPLUS	
DEFERRED CHARGES	10,356.00	Land Area 23.30 Sq. Miles		Cash Liabilities	529,354.00
SCHOOL, COUNTY, SPECIAL DISTRICT TAXES	3,976,260.62	Net Valuation Taxable-Municipal	286,364,412	Reserves for Receivables	308,375.00
RESERVE FOR UNCOLLECTED TAXES	349,230.07	Net Valuation Taxable-County	274,821,700	Surplus Dec. 31, 1991	716,052.00
EXPENDITURES TOTAL	5,579,271.68	State Equalized Valuation	268,949,949	Total	1,553,781.00
		State Equalization Ratio	1.06.50		

1808

Population 1980 31,358
 Population 1990 42,780
 S & P Rating
 Moody Rating AA

General Tax Rate Per \$100.

3.84

State Equalized Tax Rate

1.64

FRANKLIN TOWNSHIP - SOMERSET CO.
 Form of Government
 Council-Manager Plan D (OMCL 50)
 Number of Members - 9

PER CAPITA:

Gross Debt 844.93
 Net Debt 533.18
 Debt Service 74.16
 Total Tax Levy 1,332.45
 Municipal Expenditures 605.16

PER CENT:

Gross Debt 1.07
 Net Debt .68
 Tax Levy Collected 94.28
 Tax Levy Cancelled, Abated or Adjusted .25

EXPENDITURES		REVENUES-REALIZED		1991 PROPERTY TAX	
GENERAL GOVERNMENT				STATE EQUALIZED TAX RATE	
Governing Body & Public Boards	280,164.00	1991 Property Taxes Collected	27,598,024.73	Local District School Taxes .96	32,862,632.25
Municipal Clerk	129,921.00	1991 Payments in Lieu of Taxes		Regional & Consolidated School Tax	
Financial Administration	302,841.00	Delinquent Tax & Lien Collections	2,432,821.36	School Taxes in Municipal Budget	
Assessment of Taxes	1,025,798.00	Business Personalty Replacement Taxes	283,130.00	County Taxes .43 *	14,536,661.10
Collection of Taxes	132,075.00	Taxes from Public Utilities	3,343,499.00	County Library Taxes	
Planning, Housing & Development	413,098.00	Other Miscellaneous Tax Revenues		Local Municipal Purpose Taxes .25	8,646,133.00
Human Resources	225,860.48	State Aid Revenues	1,675,279.95	Veteran & Senior Citizen Taxes	216,750.00
Elections	14,790.00	Federal Aid Revenues		Total Taxes for Rate Computation 1.64	56,268,182.35
General Administration (other)	3,871,695.50	State and Local Fiscal Assistance Act Utilized		Special District Taxes	950,712.89
JUDICIARY		Sale of Acquired Property		Bank Corp. Taxes	
Municipal Courts	264,263.00	Other Miscellaneous Revenues	4,024,265.46	Added and Omitted Taxes	
PUBLIC SAFETY		Total	39,357,020.50	Total Taxes Levied - ABSTRACT	57,002,145.24
Fire Protection	284,238.00	Prior Years Surplus Appropriated	5,348,351.69	Total Taxes Billed	29,271,700.19
Police Protection	4,914,656.73	REVENUES TOTAL	44,705,372.19	1991 TAXES COLLECTED	27,598,024.73
Civil Defense & Disaster Control		Reserve For Uncollected Taxes	3,284,722.00	1991 Taxes Cancelled, Abated or Adjusted	72,873.47
Environmental Inspection & Control	607,844.00	CAPITAL OUTLAY TOTAL	5,151,260.62	Transfer to Tax Title Liens or Foreclosed	192,711.58
Other Public Safety				Balance Outstanding Dec. 31, 1991	1,408,090.41
PUBLIC WORKS				PRIOR YEARS TAXES OUTSTANDING	
Streets and Drainage	1,953,159.00	Public Enterprises	115,552.80	Balance January 1, 1991	2,089,450.93
Sewers and Sewage Processing	858,716.00	Recreation-Culture	3,194.09	Collected in 1991	907,909.67
Garbage and Trash Disposal		Public Works	21,913.20	Cancelled, Abated or Adjusted 1991	6,897.45
Public Buildings and Grounds		Buildings and Grounds	5,010,595.53	Transfers to Tax Title Liens or Foreclosed	460.76
Other Public Works	234,451.00	Library and Education		Balance December 31, 1991	1,174,183.05
HEALTH and WELFARE		Conservation		TAX TITLE LIENS OUTSTANDING	
Health Services Except Environmental	137,570.90	All Other		Balance January 1, 1991	1,034,843.41
Welfare-Public Assistance	5,000.00	CAPITAL DEBT AUTHORIZED, DECEMBER 31, 1991		Transfer From Taxes	193,172.34
Hospital, Clinics, First Aid	89,529.00	ISSUED AND UNISSUED GROSS DEBT NET DEBT		Redeemed in 1991	600,301.35
Animal, Insect, & Rodent Control	64,292.00	School		Cancelled, Abated or Adjusted (1991)	
Other Welfare Services	86,813.00	Self-Liquidating	13,011,000	Transfers to Foreclosed Property	
RECREATION and CONSERVATION		Other	23,135,308	Balance December 31, 1991	627,714.40
Beaches and Boardwalks		Total	36,146,308	PROPERTY ACQUIRED BY DEED OR FORECLOSURE	
Parks, Playgrounds, Shade Trees		ISSUED AND OUTSTANDING		Balance January 1, 1991	277,972.00
Land Reclamation & Conservation	22,694.34	School		Transfers From Taxes or Liens	
Other Recreational Services	636,317.00	Self-Liquidating	13,011,000.00	Sale for Cash (1991)	
EDUCATION (excluding schools)		Other	16,881,113.93	Cancelled, Abated or Adjusted (1991)	
Libraries	883,648.00	Total	29,892,113.93	Balance December 31, 1991	277,972.00
Other Educational Services		EQUALIZED VALUATION BASIS FOR NET DEBT COMPUTATION	3,364,410.313	CURRENT FINANCES DECEMBER 31, 1991	
STATUTORY EXPENDITURES		REAL PROPERTY VALUATIONS		ASSETS	
Pensions & F. L. C. A.	1,648,008.00	Code Class # of Parcels % VAL'N	ASSESSED VALUATION	Cash Dec. 31, 1991	7,931,961.95
Employee Fringe Benefits		1 Vacant Land 1457 2.29	33,223,100.00	Taxes Receivable	2,582,273.46
Other Statutory Expenditures		2 Residential 13625 58.72	851,950,400.00	Tax Title Liens	627,714.40
CETA And Other Public Employment Programs		3 Farm 498 1.20	17,407,500.00	Foreclosed Property	277,972.00
MUNICIPAL FUNCTIONS TOTAL	19,087,442.95	4a Commercial 396 19.24	279,062,500.00	Emergencies & Other Deferred Charges	
CAPITAL IMPROVEMENTS *MEMO*	100.00	4b Industrial 147 15.44	224,005,300.00	State and Federal Aid Receivable	228,694.61
DEBT SERVICE		4c Apartments 208 3.11	45,101,100.00	Other Receivables	2,021,416.06
Principal Payments	1,696,716.00	Total 16331	1,450,749,900.00	Total	13,670,032.48
Interest Payments	1,475,002.00	Land Area 46.90 Sq. Miles		LIABILITIES, RESERVES, AND SURPLUS	
DEFERRED CHARGES	344,000.00	Net Valuation Taxable-Municipal	1,462,766,081	Cash Liabilities	2,402,305.98
SCHOOL COUNTY, SPECIAL DISTRICT TAXES	48,356,012.24	Net Valuation Taxable-County	3,428,267,376	Reserves for Receivables	5,509,375.92
RESERVE FOR UNCOLLECTED TAXES	3,284,722.00	State Equalized Valuation	3,401,618,751	Surplus Dec. 31, 1991	5,758,350.58
EXPENDITURES TOTAL	74,244,895.19	State Equalization Ratio	42.30	Total	13,670,032.48

2105
Population 1980 2,341
Population 1990 2,404
S & P Rating
Moody Rating

General Tax Rate Per \$100.
State Equalized Tax Rate
1.64
1.94

FRANKLIN TOWNSHIP - WARREN COUNTY
Form of Government
Township Committee
Number of Members - 3

PER CAPITA:
Gross Debt
Net Debt
Debt Service
Total Tax Levy 1,395.57
Municipal Expenditures 473.41
PER CENT:
Gross Debt
Net Debt
Tax Levy Collected 88.26
Tax Levy Cancelled, Abated or Adjusted .08

EXPENDITURES		REVENUES-REALIZED		1991 PROPERTY TAX	
GENERAL GOVERNMENT		1991 Property Taxes Collected		STATE EQUALIZED TAX RATE	
Governing Body & Public Boards			2,983,298.51	Local District School Taxes	.60
Municipal Clerk				Regional & Consolidated School Tax	.66
Financial Administration	29,740.53	1991 Payments in Lieu of Taxes		School Taxes in Municipal Budget	
Assessment of Taxes	36,940.46	Delinquent Tax & Lien Collections	285,850.55	County Taxes	.63
Collection of Taxes	24,136.00	Business Personality Replacement Taxes	67,476.00	County Library Taxes	.05
Planning, Housing & Development	104,233.30	Taxes from Public Utilities	172,303.00	Local Municipal Purpose Taxes	
Human Resources		Other Miscellaneous Tax Revenues		Veteran & Senior Citizen Taxes	
Elections		State Aid Revenues	76,519.00	Total Taxes for Rate Computation	1.94
General Administration (other)	157,053.40	Federal Aid Revenues		Special District Taxes	
JUDICIARY		State and Local Fiscal Assistance Act Utilized		Bank Corp. Taxes	
Municipal Courts	24,415.20	Sale of Acquired Property		Added and Omitted Taxes	
PUBLIC SAFETY		Other Miscellaneous Revenues	302,978.99	Total Taxes Levied - ABSTRACT	15,204.10
Fire Protection	41,500.00	Total	3,888,426.05	Total Taxes Billed	3,354,947.87
Police Protection	21,020.00	Prior Years Surplus Appropriated	734,212.00	1991 TAXES COLLECTED	2,983,298.51
Civil Defense & Disaster Control	2,602.49	REVENUES TOTAL	4,622,638.05	1991 Taxes Cancelled, Abated or Adjusted	2,824.19
Environmental Inspection & Control	23,729.07	Reserve For Uncollected Taxes	398,084.76	Transfer to Tax Title Liens or Foreclosed	12,561.60
Other Public Safety		CAPITAL OUTLAY TOTAL	53,750.00	Balance Outstanding Dec. 31, 1991	381,573.03
PUBLIC WORKS				PRIOR YEARS TAXES OUTSTANDING	
Streets and Drainage	147,384.20	Public Enterprises		Balance January 1, 1991	327,584.16
Sewers and Sewage Processing		Recreation-Culture		Collected in 1991	285,850.55
Garbage and Trash Disposal	7,355.17	Public Works	43,830.00	Cancelled, Abated or Adjusted 1991	211.58
Public Buildings and Grounds	21,000.00	Buildings and Grounds	9,920.00	Transfers to Tax Title Liens or Foreclosed	6.40
Other Public Works		Library and Education		Balance December 31, 1991	41,515.63
HEALTH and WELFARE		Conservation		TAX TITLE LIENS OUTSTANDING	
Health Services Except Environmental		All Other		Balance January 1, 1991	68,064.45
Welfare-Public Assistance	6,013.99	CAPITAL DEBT AUTHORIZED, DECEMBER 31, 1991		Transfer From Taxes	12,588.59
Hospital, Clinics, First Aid	100.00	ISSUED AND UNISSUED GROSS DEBT		Redeemed in 1991	
Animal, Insect, & Rodent Control	16,322.10	School		Cancelled, Abated or Adjusted (1991)	
Other Welfare Services		Self-Liquidating		Transfers to Foreclosed Property	
RECREATION and CONSERVATION		Other		Balance December 31, 1991	80,653.04
Beaches and Boardwalks		Total		PROPERTY ACQUIRED BY DEED OR FORECLOSURE	
Parks, Playgrounds, Shade Trees		ISSUED AND OUTSTANDING		Balance January 1, 1991	
Land Reclamation & Conservation	5,344.80	School		Transfers From Taxes or Liens	
Other Recreational Services	8,500.00	Self-Liquidating		Sale for Cash (1991)	
EDUCATION (excluding schools)		Other		Cancelled, Abated or Adjusted (1991)	
Libraries		Total		Balance December 31, 1991	
Other Educational Services		EQUALIZED VALUATION BASIS		CURRENT FINANCES DECEMBER 31, 1991	
STATUTORY EXPENDITURES		FOR NET DEBT COMPUTATION	171,915,255	ASSETS	
Pensions & F. I. C. A.	22,266.50	REAL PROPERTY VALUATIONS		Cash Dec. 31, 1991	3,182,732.51
Employee Fringe Benefits	24,693.47	Code Class # of Parcels % VAL'N		Taxes Receivable	423,088.66
Other Statutory Expenditures	1,600.00	1 Vacant Land 228 8.55	17,342,100.00	Tax Title Liens	80,653.04
CETA And Other Public Employment Programs		2 Residential 662 57.58	116,830,500.00	Foreclosed Property	
MUNICIPAL FUNCTIONS TOTAL	726,000.68	3 Farm 488 19.92	40,411,228.00	Emergencies & Other Deferred Charges	
CAPITAL IMPROVEMENTS *MEMO*	100,000.00	4a Commercial 48 8.59	17,428,886.00	State and Federal Aid Receivable	
DEBT SERVICE		4b Industrial 15 5.14	10,438,400.00	Other Receivables	64.29
Principal Payments		4c Apartments 2 .22	436,800.00	Total	3,686,538.50
Interest Payments		Total 1443	202,387,914.00	LIABILITIES, RESERVES, AND SURPLUS	
DEFERRED CHARGES	14,000.00	Land Area 24.10 Sq. Miles		Cash Liabilities	1,487,642.12
SCHOOL, COUNTY, SPECIAL DISTRICT TAXES	3,339,743.77	Net Valuation Taxable-Municipal	204,866,971	Reserves for Receivables	503,805.99
RESERVE FOR UNCOLLECTED TAXES	393,034.76	Net Valuation Taxable-County	183,064,081	Surplus Dec. 31, 1991	1,695,090.39
EXPENDITURES TOTAL	4,477,829.21	State Equalized Valuation	173,235,843	Total	3,686,538.50
		State Equalization Ratio	118.47		

0220
Population 1980 8,769
Population 1990 9,873
S & P Rating
Moody Rating

General Tax Rate Per \$100. 1.31
State Equalized Tax Rate 1.16

FRANKLIN LAKES BOROUGH - BERGEN CO.
Form of Government
Borough Council
Number of Members - 6

PER CAPITA:
Gross Debt 232.87
Net Debt 172.57
Debt Service 15.19
Total Tax Levy 2,703.10
Municipal Expenditures 615.45
PER CENT:
Gross Debt .10
Net Debt .08
Tax Levy Collected 96.88
Tax Levy Cancelled, Abated or Adjusted .58

EXPENDITURES		REVENUES-REALIZED		1991 PROPERTY TAX	
GENERAL GOVERNMENT				STATE EQUALIZED TAX RATE	
Governing Body & Public Boards		1991 Property Taxes Collected	25,926,435.89	Local District School Taxes	.37 8,087,376.50
Municipal Clerk		1991 Payments in Lieu of Taxes		Regional & Consolidated School Tax	.39 8,431,675.66
Financial Administration		Delinquent Tax & Lien Collections	896,120.25	School Taxes in Municipal Budget	
Assessment of Taxes	145,527.24	Business Personalty Replacement Taxes	74,211.56	County Taxes	.26 5,539,112.76
Collection of Taxes	70,624.01	Taxes from Public Utilities	1,363,633.00	County Library Taxes	
Planning, Housing & Development	39,275.00	Other Miscellaneous Tax Revenues		Local Municipal Purpose Taxes	.14 2,998,938.00
Human Resources	115,830.00	State Aid Revenues	304,888.13	Veteran & Senior Citizen Taxes	38,800.00
Elections	2,700.00	Federal Aid Revenues		Total Taxes for Rate Computation	1.16 25,095,902.92
General Administration (other)	909,415.71	State and Local Fiscal Assistance Act Utilized		Special District Taxes	1,534,261.00
JUDICIARY		Sale of Acquired Property		Bank Corp. Taxes	
Municipal Courts	77,620.00	Other Miscellaneous Revenues	1,096,637.98	Added and Omitted Taxes	96,305.97
PUBLIC SAFETY		Total	29,661,926.81	Total Taxes Levied - ABSTRACT	26,687,669.89
Fire Protection	190,060.69	Prior Years Surplus Appropriated	180,000.00	Total Taxes Billed	26,762,554.08
Police Protection	1,175,775.17	REVENUES TOTAL	29,841,926.81	1991 TAXES COLLECTED	25,926,435.89
Civil Defense & Disaster Control		Reserve For Uncollected Taxes	1,014,726.00	1991 Taxes Cancelled, Abated or Adjusted	155,063.72
Environmental Inspection & Control	202,469.79	CAPITAL OUTLAY TOTAL	591,672.05	Transfer to Tax Title Liens or Foreclosed	
Other Public Safety				Balance Outstanding Dec. 31, 1991	681,054.47
PUBLIC WORKS				PRIOR YEARS TAXES OUTSTANDING	
Streets and Drainage	439,404.00	Public Enterprises		Balance January 1, 1991	909,708.25
Sewers and Sewage Processing		Recreation-Culture		Collected in 1991	871,016.94
Garbage and Trash Disposal		Public Works	261,798.06	Cancelled, Abated or Adjusted 1991	36,832.54
Public Buildings and Grounds	54,000.00	Buildings and Grounds	329,784.99	Transfers to Tax Title Liens or Foreclosed	
Other Public Works	40,057.62	Library and Education	89.00	Balance December 31, 1991	1,858.77
HEALTH and WELFARE		Conservation		TAX TITLE LIENS OUTSTANDING	
Health Services Except Environmental	65,133.00	All Other		Balance January 1, 1991	25,860.62
Welfare-Public Assistance	815.36	CAPITAL DEBT AUTHORIZED, DECEMBER 31, 1991		Transfer From Taxes	
Hospital, Clinics, First Aid		ISSUED AND UNISSUED		Redeemed in 1991	25,103.31
Animal, Insect, & Rodent Control		School	595,298	Cancelled, Abated or Adjusted (1991)	
Other Welfare Services		Self-Liquidating		Transfers to Foreclosed Property	
RECREATION and CONSERVATION		Other	1,703,811	Balance December 31, 1991	757.31
Beaches and Boardwalks		Total	2,299,109	PROPERTY ACQUIRED BY DEED OR FORECLOSURE	
Parks, Playgrounds, Shade Trees	2,175.00			Balance January 1, 1991	
Land Reclamation & Conservation	38,003.00	ISSUED AND OUTSTANDING		Transfers From Taxes or Liens	
Other Recreational Services	139,892.70	School	195,298.96	Sale for Cash (1991)	
EDUCATION (excluding schools)		Self-Liquidating		Cancelled, Abated or Adjusted (1991)	
Libraries	468,600.00	Other	1,703,811.00	Balance December 31, 1991	
Other Educational Services		Total	1,899,109.96	CURRENT FINANCES DECEMBER 31, 1991	
STATUTORY EXPENDITURES		EQUALIZED VALUATION BASIS		ASSETS	
Pensions & F. L. C. A.	357,168.09	FOR NET DEBT COMPUTATION	2,219,413.609	Cash Dec. 31, 1991	1,793,723.65
Employee Fringe Benefits	372,918.62	REAL PROPERTY VALUATIONS		Taxes Receivable	682,913.24
Other Statutory Expenditures		Code Class # of Parcels % VAL'N ASSESSED VALUATION		Tax Title Liens	757.31
CETA And Other Public Employment Programs		1 Vacant Land 369 4.91 99,810,600.00		Foreclosed Property	
MUNICIPAL FUNCTIONS TOTAL	4,907,465.00	2 Residential 3114 80.40 1,634,875,000.00		Emergencies & Other Deferred Charges	
CAPITAL IMPROVEMENTS *MEHO*	60,000.00	3 Farm 24 .26 5,211,100.00		State and Federal Aid Receivable	4,702.52
DEBT SERVICE		4a Commercial 49 13.58 276,105,200.00		Other Receivables	7,830.00
Principal Payments	59,927.41	4b Industrial 16 .86 17,389,800.00		Total	2,485,926.72
Interest Payments	90,072.59	Total	3572 2,033,391,700.00	LIABILITIES, RESERVES, AND SURPLUS	
DEFERRED CHARGES	4,167.00	Land Area 9.80 Sq. Miles		Cash Liabilities	1,033,398.36
SCHOOL, COUNTY, SPECIAL DISTRICT TAXES	23,592,425.92	Net Valuation Taxable-Municipal	2,035,591,459	Reserves for Receivables	683,670.55
RESERVE FOR UNCOLLECTED TAXES	1,014,726.00	Net Valuation Taxable-County	2,343,361,247	Surplus Dec. 31, 1991	772,857.81
EXPENDITURES TOTAL	29,663,733.92	State Equalized Valuation	2,160,102,444	Total	2,485,926.72
		State Equalization Ratio	94.23		

1907

Population 1980 2,281
 Population 1990 2,763
 S & P Rating
 Moody Rating

General Tax Rate Per \$100. 3.60
 State Equalized Tax Rate 1.99

FREDON TOWNSHIP - SUSSEX COUNTY
 Form of Government
 Township Committee
 Number of Members - 5

PER CAPITA:
 Gross Debt 503.48
 Net Debt 472.05
 Debt Service 33.67
 Total Tax Levy 1,445.29
 Municipal Expenditures 376.48

PER CENT:
 Gross Debt .71
 Net Debt .66
 Tax Levy Collected 94.03
 Tax Levy Cancelled, Abated or Adjusted .13

EXPENDITURES		REVENUES-REALIZED		1991 PROPERTY TAX	
GENERAL GOVERNMENT				STATE EQUALIZED TAX RATE	
Governing Body & Public Boards		1991 Property Taxes Collected	3,755,423.01	Local District School Taxes .80	1,567,554.50
Municipal Clerk		1991 Payments in Lieu of Taxes	6,015.46	Regional & Consolidated School Tax .59	1,158,546.12
Financial Administration	45,894.30	Delinquent Tax & Lien Collections	133,716.93	School Taxes in Municipal Budget	
Assessment of Taxes	17,480.00	Business Personalty Replacement Taxes	35,776.48	County Taxes .38 *	755,397.70
Collection of Taxes	17,375.00	Taxes from Public Utilities	173,230.00	County Library Taxes .03	54,846.55
Planning, Housing & Development	43,809.00	Other Miscellaneous Tax Revenues		Local Municipal Purpose Taxes .19	380,066.00
Human Resources		State Aid Revenues	91,527.87	Veteran & Senior Citizen Taxes	14,300.00
Elections		Federal Aid Revenues		Total Taxes for Rate Computation 1.99	3,930,710.87
General Administration (other)	171,526.00	State and Local Fiscal Assistance Act Utilized		Special District Taxes	
JUDICIARY		Sale of Acquired Property		Bank Corp. Taxes	
Municipal Courts	19,836.00	Other Miscellaneous Revenues	124,292.78	Added and Omitted Taxes	76,914.62
PUBLIC SAFETY		Total	4,319,982.53	Total Taxes Levied - ABSTRACT	3,993,325.49
Fire Protection	31,513.00	Prior Years Surplus Appropriated	282,500.00	Total Taxes Billed	3,993,763.94
Police Protection	11,900.00	REVENUES TOTAL	4,602,482.53	1991 TAXES COLLECTED	3,755,423.01
Civil Defense & Disaster Control	1,800.00	Reserve For Uncollected Taxes	234,522.18	1991 Taxes Cancelled, Abated or Adjusted	5,292.62
Environmental Inspection & Control	29,562.00	CAPITAL OUTLAY TOTAL	702,997.28	Transfer to Tax Title Liens or Foreclosed	9,104.40
Other Public Safety				Balance Outstanding Dec. 31, 1991	223,943.91
PUBLIC WORKS				PRIOR YEARS TAXES OUTSTANDING	
Streets and Drainage	205,623.00	Public Enterprises		Balance January 1, 1991	141,306.08
Sewers and Sewage Processing		Recreation—Culture		Collected in 1991	125,293.69
Garbage and Trash Disposal	4,100.00	Public Works		Cancelled, Abated or Adjusted 1991	
Public Buildings and Grounds	28,260.00	Buildings and Grounds	702,997.28	Transfers to Tax Title Liens or Foreclosed	14,082.53
Other Public Works		Library and Education		Balance December 31, 1991	1,929.86
HEALTH and WELFARE		Conservation		TAX TITLE LIENS OUTSTANDING	
Health Services Except Environmental	1,575.00	All Other		Balance January 1, 1991	4,840.56
Welfare—Public Assistance	3,510.00	CAPITAL DEBT AUTHORIZED, DECEMBER 31, 1991		Transfer From Taxes	25,155.77
Hospital, Clinics, First Aid		ISSUED AND UNISSUED		Redeemed in 1991	8,423.24
Animal, Insect, & Rodent Control	10,500.00	School	86,854	Cancelled, Abated or Adjusted (1991)	
Other Welfare Services		Self-Liquidating		Transfers to Foreclosed Property	
RECREATION and CONSERVATION		Other	1,304,262	Balance December 31, 1991	21,573.09
Beaches and Boardwalks		Total	1,391,116	PROPERTY ACQUIRED BY DEED OR FORECLOSURE	
Parks, Playgrounds, Shade Trees		ISSUED AND OUTSTANDING		Balance January 1, 1991	4,400.00
Land Reclamation & Conservation	24,500.00	School	86,854.77	Transfers From Taxes or Liens	
Other Recreational Services	4,114.00	Self-Liquidating		Sale for Cash (1991)	
EDUCATION (excluding schools)		Other	449,759.47	Cancelled, Abated or Adjusted (1991)	
Libraries		Total	536,614.24	Balance December 31, 1991	4,400.00
Other Educational Services		EQUALIZED VALUATION BASIS		CURRENT FINANCES DECEMBER 31, 1991	
STATUTORY EXPENDITURES		FOR NET DEBT COMPUTATION	197,236,147	ASSETS	
Pensions & F. L. C. A.	34,100.00	REAL PROPERTY VALUATIONS		Cash Dec. 31, 1991	554,202.57
Employee Fringe Benefits		Code Class # of Parcels % VAL'N	ASSESSED VALUATION	Taxes Receivable	225,873.77
Other Statutory Expenditures	2,700.00	1 Vacant Land 173 4.19	4,543,700.00	Tax Title Liens	21,573.09
CETA And Other Public Employment Programs		2 Residential 778 75.58	81,917,190.00	Foreclosed Property	4,400.00
MUNICIPAL FUNCTIONS TOTAL	710,177.30	3 Farm 308 15.05	16,316,950.00	Emergencies & Other Deferred Charges	9,690.53
CAPITAL IMPROVEMENTS *MEMO*	20,000.00	4a Commercial 23 2.61	2,826,400.00	State and Federal Aid Receivable	7,922.19
DEBT SERVICE		4b Industrial 5 2.57	2,780,700.00	Other Receivables	2,533.95
Principal Payments	84,690.53	4c Apartments		Total	826,196.10
Interest Payments	3,331.00	Total 1237	108,384,940.00	LIABILITIES, RESERVES, AND SURPLUS	
DEFERRED CHARGES	2,500.00	Land Area 18.00 Sq. Miles		Cash Liabilities	156,438.74
SCHOOL, COUNTY, SPECIAL DISTRICT TAXES	3,536,344.87	Net Valuation Taxable-Municipal	108,801,370	Reserves for Receivables	254,380.81
RESERVE FOR UNCOLLECTED TAXES	234,522.18	Net Valuation Taxable-County	208,458,775	Surplus Dec. 31, 1991	415,376.55
EXPENDITURES TOTAL	4,575,565.98	State Equalized Valuation	196,552,767	Total	826,196.10
		State Equalization Ratio	55.26		

*Includes County Health Service Taxes, County Vocational School Taxes, or County Open Space Tax. See Table 13.

1315
 Population 1980 10,020
 Population 1990 10,742
 S & P Rating
 Moody Rating A
 General Tax Rate Per \$100. 2.18
 State Equalized Tax Rate 2.19

FREEHOLD BOROUGH - MONMOUTH CO.
 Form of Government
 Borough Council
 Number of Members - 6

PER CAPITA:
 Gross Debt 845.39
 Net Debt 385.12
 Debt Service 54.91
 Total Tax Levy 987.32
 Municipal Expenditures 585.41
 PER CENT:
 Gross Debt 1.86
 Net Debt .85
 Tax Levy Collected 95.03
 Tax Levy Cancelled, Abated or Adjusted .26

EXPENDITURES		REVENUES-REALIZED		1991 PROPERTY TAX	
GENERAL GOVERNMENT				STATE EQUALIZED TAX RATE	
Governing Body & Public Boards		1991 Property Taxes Collected	10,080,806.65	Local District School Taxes .69	3,329,077.75
Municipal Clerk		1991 Payments in Lieu of Taxes		Regional & Consolidated School Tax .37	1,771,512.42
Financial Administration	106,427.00	Delinquent Tax & Lien Collections	373,145.14	School Taxes in Municipal Budget	
Assessment of Taxes	48,205.00	Business Personalty Replacement Taxes	187,867.72	County Taxes .43 *	2,100,057.17
Collection of Taxes	53,675.00	Taxes from Public Utilities	522,241.00	County Library Taxes	
Planning, Housing & Development	39,150.00	Other Miscellaneous Tax Revenues		Local Municipal Purpose Taxes .70	3,394,416.64
Human Resources	33,795.50	State Aid Revenues	572,716.95	Veteran & Senior Citizen Taxes	72,300.00
Elections	2,800.00	Federal Aid Revenues		Total Taxes for Rate Computation 2.19	10,667,363.98
General Administration (other)	565,713.30	State and Local Fiscal Assistance Act Utilized		Special District Taxes	
JUDICIARY		Sale of Acquired Property		Bank Corp. Taxes	
Municipal Courts	121,768.00	Other Miscellaneous Revenues	772,561.21	Added and Omitted Taxes	10,773.41
PUBLIC SAFETY		Total	12,509,338.67	Total Taxes Levied - ABSTRACT	10,605,837.39
Fire Protection	162,855.00	Prior Years Surplus Appropriated	730,042.00	Total Taxes Billed	10,608,285.46
Police Protection	1,435,602.00	REVENUES TOTAL	13,239,380.67	1991 TAXES COLLECTED	10,080,806.65
Civil Defense & Disaster Control	3,450.00	Reserve For Uncollected Taxes	537,000.00	1991 Taxes Cancelled, Abated or Adjusted	27,811.71
Environmental Inspection & Control	109,217.00	CAPITAL OUTLAY TOTAL	1,623,640.52	Transfer to Tax Title Liens or Foreclosed	20,585.93
Other Public Safety				Balance Outstanding Dec. 31, 1991	479,081.17
PUBLIC WORKS				PRIOR YEARS TAXES OUTSTANDING	
Streets and Drainage	621,411.00	Public Enterprises	336,239.89	Balance January 1, 1991	358,249.82
Sewers and Sewage Processing		Recreation-Culture		Collected in 1991	333,850.78
Garbage and Trash Disposal	637,300.00	Public Works	271,231.58	Cancelled, Abated or Adjusted 1991	
Public Buildings and Grounds	117,093.00	Buildings and Grounds	1,016,169.05	Transfers to Tax Title Liens or Foreclosed	6,532.40
Other Public Works	44,938.00	Library and Education		Balance December 31, 1991	17,866.64
HEALTH and WELFARE		Conservation		TAX TITLE LIENS OUTSTANDING	
Health Services Except Environmental	63,725.00	All Other		Balance January 1, 1991	182,220.17
Welfare-Public Assistance	47,275.00	CAPITAL DEBT AUTHORIZED, DECEMBER 31, 1991		Transfer From Taxes	28,465.99
Hospital, Clinics, First Aid		ISSUED AND UNISSUED		Redeemed in 1991	39,294.36
Animal, Insect, & Rodent Control		School	2,210,662	Cancelled, Abated or Adjusted (1991)	
Other Welfare Services	2,000.00	Self-Liquidating	2,543,500	Transfers to Foreclosed Property	
RECREATION and CONSERVATION		Other	4,327,001	Balance December 31, 1991	171,391.80
Beaches and Boardwalks		Total	9,081,163	PROPERTY ACQUIRED BY DEED OR FORECLOSURE	
Parks, Playgrounds, Shade Trees	41,900.00			Balance January 1, 1991	15,200.00
Land Reclamation & Conservation		ISSUED AND OUTSTANDING		Transfers From Taxes or Liens	
Other Recreational Services	35,482.00	School	2,210,662.02	Sale for Cash (1991)	
EDUCATION (excluding schools)		Self-Liquidating	2,542,850.00	Cancelled, Abated or Adjusted (1991)	
Libraries	165,494.00	Other	3,814,250.00	Balance December 31, 1991	15,200.00
Other Educational Services		Total	8,567,762.02	CURRENT FINANCES DECEMBER 31, 1991	
STATUTORY EXPENDITURES		EQUALIZED VALUATION BASIS		ASSETS	
Pensions & F.L.C.A.	297,266.00	FOR NET DEBT COMPUTATION	487,046,338	Cash Dec. 31, 1991	1,987,693.15
Employee Fringe Benefits	363,566.00	REAL PROPERTY VALUATIONS		Taxes Receivable	496,947.81
Other Statutory Expenditures		Code Class # of Parcels % VAL'N	ASSESSED VALUATION	Tax Title Liens	171,391.80
CETA And Other Public Employment Programs		1 Vacant Land 173 .98	4,545,200.00	Foreclosed Property	15,200.00
MUNICIPAL FUNCTIONS TOTAL	5,120,107.80	2 Residential 2894 71.46	331,830,600.00	Emergencies & Other Deferred Charges	44,500.00
CAPITAL IMPROVEMENTS *MEMO*	26,500.00	3 Farm		State and Federal Aid Receivable	10,000.00
DEBT SERVICE		4a Commercial 249 20.77	96,433,500.00	Other Receivables	75,243.94
Principal Payments	320,000.00	4b Industrial 6 3.98	18,035,500.00	Total	2,800,976.70
Interest Payments	269,382.62	4c Apartments 18 2.91	13,532,700.00	LIABILITIES, RESERVES, AND SURPLUS	
		Total 3340	464,377,500.00	Cash Liabilities	1,087,426.17
DEFERRED CHARGES	41,536.50	Land Area 1.90 Sq. Miles		Reserves for Receivables	758,783.55
SCHOOL, COUNTY, SPECIAL DISTRICT TAXES	7,200,647.34	Net Valuation Taxable-Municipal	486,124,406	Surplus Dec. 31, 1991	954,766.98
RESERVE FOR UNCOLLECTED TAXES	537,000.00	Net Valuation Taxable-County	527,829,658	Total	2,800,976.70
EXPENDITURES TOTAL	13,489,174.26	State Equalized Valuation	484,597,001		
		State Equalization Ratio	1.00.33		

1316

Population 1980 19,202
 Population 1990 24,710
 S & P Rating AA-
 Moody Rating AAA

General Tax Rate Per \$100.

1.91

State Equalized Tax Rate

1.78

FREEHOLD TOWNSHIP - MONMOUTH CO.
 Form of Government
 Township Committee
 Number of Members - 5

PER CAPITA:

Gross Debt 1,791.14
 Net Debt 738.19
 Debt Service 56.77
 Total Tax Levy 1,344.82
 Municipal Expenditures 587.23

PER CENT:

Gross Debt 2.61
 Net Debt 1.07
 Tax Levy Collected 96.70
 Tax Levy Cancelled, Abated or Adjusted .03

EXPENDITURES		REVENUES-REALIZED		1991 PROPERTY TAX	
GENERAL GOVERNMENT				STATE EQUALIZED TAX RATE	
Governing Body & Public Boards	80,900.00			Local District School Taxes	.91 16,433,646.25
Municipal Clerk	112,650.00			Regional & Consolidated School Tax	.33 6,034,495.83
Financial Administration	123,900.00			School Taxes in Municipal Budget	
Assessment of Taxes	194,000.00			County Taxes	.43 * 7,749,427.48
Collection of Taxes	155,800.00			County Library Taxes	.02 286,646.29
Planning, Housing & Development	214,950.00			Local Municipal Purpose Taxes	.69 1,541,099.00
Human Resources	164,996.00			Veteran & Senior Citizen Taxes	106,900.00
Elections	9,250.00			Total Taxes for Rate Computation	1.78 32,152,214.85
General Administration (other)	1,231,275.00			Special District Taxes	771,000.00
JUDICIARY				Bank Corp. Taxes	
Municipal Courts	191,725.00			Added and Omitted Taxes	414,216.34
PUBLIC SAFETY				Total Taxes Levied - ABSTRACT	33,230,531.19
Fire Protection	253,210.00			Total Taxes Billed	33,285,927.98
Police Protection	2,423,600.00			1991 TAXES COLLECTED	32,187,855.81
Civil Defense & Disaster Control	14,800.00			1991 Taxes Cancelled, Abated or Adjusted	10,302.72
Environmental Inspection & Control	481,900.00			Transfer to Tax Title Liens or Foreclosed	366,787.53
Other Public Safety				Balance Outstanding Dec. 31, 1991	720,981.92
PUBLIC WORKS				PRIOR YEARS TAXES OUTSTANDING	
Streets and Drainage	1,474,475.00			Balance January 1, 1991	1,376,836.14
Sewers and Sewage Processing				Collected in 1991	1,125,305.31
Garbage and Trash Disposal	176,000.00			Cancelled, Abated or Adjusted 1991	108,645.08
Public Buildings and Grounds	715,460.00			Transfers to Tax Title Liens or Foreclosed	78,869.01
Other Public Works	25,000.00			Balance December 31, 1991	64,016.74
HEALTH and WELFARE				TAX TITLE LIENS OUTSTANDING	
Health Services Except Environmental	298,336.00			Balance January 1, 1991	307,254.21
Welfare-Public Assistance	23,100.00			Transfer From Taxes	448,713.85
Hospital, Clinics, First Aid	25,000.00			Redeemed in 1991	12,850.99
Animal, Insect, & Rodent Control	53,777.00			Cancelled, Abated or Adjusted (1991)	
Other Welfare Services				Transfers to Foreclosed Property	
RECREATION and CONSERVATION				Balance December 31, 1991	743,117.07
Beaches and Boardwalks				PROPERTY ACQUIRED BY DEED OR FORECLOSURE	
Parks, Playgrounds, Shade Trees	103,200.00			Balance January 1, 1991	424,200.00
Land Reclamation & Conservation	1,700.00			Transfers From Taxes or Liens	
Other Recreational Services	831,575.00			Sale for Cash (1991)	
EDUCATION (excluding schools)				Cancelled, Abated or Adjusted (1991)	
Libraries				Balance December 31, 1991	424,200.00
Other Educational Services	500.00			CURRENT FINANCES DECEMBER 31, 1991	
STATUTORY EXPENDITURES				ASSETS	
Pensions & F. L. C. A.	990,920.00			Cash Dec. 31, 1991	13,279,519.07
Employee Fringe Benefits	860,000.00			Taxes Receivable	784,998.66
Other Statutory Expenditures	1,000.00			Tox Title Liens	743,117.07
CETA And Other Public Employment Programs				Foreclosed Property	424,200.00
MUNICIPAL FUNCTIONS				Emergencies & Other Deferred Charges	143,000.00
CAPITAL IMPROVEMENTS	* MEMO *			State and Federal Aid Receivable	263,968.52
DEBT SERVICE				Other Receivables	383,351.60
Principal Payments	771,053.00			Total	16,022,154.92
Interest Payments	631,746.58			LIABILITIES, RESERVES, AND SURPLUS	
DEFERRED CHARGES	92,000.00			Cash Liabilities	7,707,524.33
SCHOOL, COUNTY, SPECIAL DISTRICT TAXES	31,275,215.35			Reserves for Receivables	2,335,667.33
RESERVE FOR UNCOLLECTED TAXES	1,768,653.00			Surplus Dec. 31, 1991	5,978,963.26
EXPENDITURES				Total	16,022,154.92
TOTAL	45,785,672.43				

2106

Population 1980 1,435
 Population 1990 1,779
 S & P Rating
 Moody Rating

General Tax Rate Per \$100.

1.89

State Equalized Tax Rate

1.79

FRELINGHUYSEN TWP. - WARREN COUNTY
 Form of Government
 Township Committee
 Number of Members - 3

PER CAPITA:

Gross Debt 1,042.49
 Net Debt 27.15
 Debt Service
 Total Tax Levy 1,432.42
 Municipal Expenditures 553.06

PER CENT:

Gross Debt 1.36
 Net Debt .04
 Tax Levy Collected 89.23
 Tax Levy Cancelled, Abated or Adjusted .11

EXPENDITURES		REVENUES-REALIZED		1991 PROPERTY TAX	
GENERAL GOVERNMENT		1991 Property Taxes Collected		STATE EQUALIZED TAX RATE	
Governing Body & Public Boards		1991 Payments in Lieu of Taxes	2,284,375.13	Local District School Taxes	890,587.00
Municipal Clerk		Delinquent Tax & Lien Collections	317,143.71	Regional & Consolidated School Tax	628,195.60
Financial Administration	20,660.00	Business Personalty Replacement Taxes	32,251.28	School Taxes in Municipal Budget	
Assessment of Taxes	17,300.00	Taxes from Public Utilities	115,501.00	County Taxes	845,836.45
Collection of Taxes	12,137.00	Other Miscellaneous Tax Revenues		County Library Taxes	67,586.55
Planning, Housing & Development	67,055.00	State Aid Revenues	76,840.00	Local Municipal Purpose Taxes	94,942.00
Human Resources		Federal Aid Revenues		Veteran & Senior Citizen Taxes	10,400.00
Elections		State and Local Fiscal Assistance Act Utilized		Total Taxes for Rate Computation	2,541,547.60
General Administration (other)	85,858.00	Sale of Acquired Property		Special District Taxes	
JUDICIARY		Other Miscellaneous Revenues	173,802.25	Bank Corp. Taxes	
Municipal Courts		Total	2,999,913.37	Added and Omitted Taxes	17,130.18
PUBLIC SAFETY		Prior Years Surplus Appropriated	324,000.00	Total Taxes Levied - ABSTRACT	2,548,277.78
Fire Protection	14,056.00	REVENUES TOTAL	3,323,913.37	Total Taxes Billed	2,560,089.01
Police Protection	10,000.00	Reserve For Uncollected Taxes	420,771.00	1991 TAXES COLLECTED	2,284,375.13
Civil Defense & Disaster Control	420.00	CAPITAL OUTLAY TOTAL	28,275.00	1991 Taxes Cancelled, Abated or Adjusted	2,925.62
Environmental Inspection & Control	19,158.00			Transfer to Tax Title Liens or Foreclosed	12,103.37
Other Public Safety				Balance Outstanding Dec. 31, 1991	260,684.89
PUBLIC WORKS				PRIOR YEARS TAXES OUTSTANDING	
Streets and Drainage	164,671.00	Public Enterprises		Balance January 1, 1991	332,048.61
Sewers and Sewage Processing	1,200.00	Recreation-Culture		Collected in 1991	312,955.28
Garbage and Trash Disposal	11,500.00	Public Works	28,275.00	Cancelled, Abated or Adjusted 1991	11,296.69
Public Buildings and Grounds	21,900.00	Buildings and Grounds		Transfers to Tax Title Liens or Foreclosed	
Other Public Works	5,000.00	Library and Education		Balance December 31, 1991	7,796.64
HEALTH and WELFARE		Conservation		TAX TITLE LIENS OUTSTANDING	
Health Services Except Environmental	2,340.00	All Other		Balance January 1, 1991	67,095.84
Welfare-Public Assistance	1,635.00	CAPITAL DEBT AUTHORIZED, DECEMBER 31, 1991		Transfer From Taxes	12,103.37
Hospital, Clinics, First Aid		ISSUED AND UNISSUED		Redeemed in 1991	4,188.43
Animal, Insect, & Rodent Control	1,501.00	School	1,806,282	Cancelled, Abated or Adjusted (1991)	
Other Welfare Services		Self-Liquidating		Transfers to Foreclosed Property	
RECREATION and CONSERVATION		Other	48,304	Balance December 31, 1991	75,010.78
Beaches and Boardwalks		Total	1,854,586	PROPERTY ACQUIRED BY DEED OR	
Parks, Playgrounds, Shade Trees				FORECLOSURE	
Land Reclamation & Conservation	6,500.00	ISSUED AND OUTSTANDING		Balance January 1, 1991	
Other Recreational Services	4,800.00	School	1,806,282.43	Transfers From Taxes or Liens	
EDUCATION (excluding schools)		Self-Liquidating		Sale for Cash (1991)	
Libraries		Other		Cancelled, Abated or Adjusted (1991)	
Other Educational Services	600.00	Total	1,806,282.43	Balance December 31, 1991	
STATUTORY EXPENDITURES		EQUALIZED VALUATION BASIS		CURRENT FINANCES DECEMBER 31, 1991	
Pensions & F. I. C. A.	41,000.00	FOR NET DEBT COMPUTATION	136,614,137	ASSETS	
Employee Fringe Benefits	1,410.00	REAL PROPERTY VALUATIONS		Cash Dec. 31, 1991	922,089.73
Other Statutory Expenditures	800.00	Code Class # of Parcels % VAL'N		Taxes Receivable	268,481.53
CETA And Other Public Employment Programs		1 Vacant Land 213 9.61	12,861,900.00	Tax Title Liens	75,010.78
MUNICIPAL FUNCTIONS TOTAL	511,501.00	2 Residential 471 60.98	81,609,600.00	Foreclosed Property	
CAPITAL IMPROVEMENTS *MEMO*	10,000.00	3 Farm 515 24.74	33,098,320.00	Emergencies & Other Deferred Charges	72,000.00
DEBT SERVICE		4a Commercial 33 4.67	6,254,700.00	State and Federal Aid Receivable	3,009.62
Principal Payments		4b Industrial		Other Receivables	3,411.86
Interest Payments		4c Apartments		Total	1,344,003.52
DEFERRED CHARGES	51,619.61	Total 1232	133,824,520.00	LIABILITIES, RESERVES, AND SURPLUS	
SCHOOL, COUNTY, SPECIAL DISTRICT TAXES	2,436,205.60	Land Area 23.60 Sq. Miles		Cash Liabilities	163,381.66
RESERVE FOR UNCOLLECTED TAXES	420,771.00	Net Valuation Taxable-Municipal	134,548,074	Reserves for Receivables	345,611.55
EXPENDITURES TOTAL	3,420,097.21	Net Valuation Taxable-County	143,139,504	Surplus Dec. 31, 1991	835,010.31
		State Equalized Valuation	142,082,506	Total	1,344,003.52
		State Equalization Ratio	94.67		

1011
Population 1980 1,573
Population 1990 1,528
S & P Rating
Moody Rating

General Tax Rate Per \$100.
1.85
State Equalized Tax Rate
1.78

FRENCHTOWN BORO. - HUNTERDON CO.
Form of Government
Borough Council
Number of Members - 6

PER CAPITA:
Gross Debt 463.48
Net Debt 44.18
Debt Service
Total Tax Levy 966.86
Municipal Expenditures 480.80
PER CENT:
Gross Debt .82
Net Debt .08
Tax Levy Collected 94.05
Tax Levy Cancelled, Abated or Adjusted

EXPENDITURES		REVENUES-REALIZED		1991 PROPERTY TAX	
GENERAL GOVERNMENT		1991 Property Taxes Collected		STATE EQUALIZED TAX RATE	
Governing Body & Public Boards		1991 Payments in Lieu of Taxes	1,396,589.60	Local District School Taxes	686,098.00
Municipal Clerk		Delinquent Tax & Lien Collections	102,642.59	Regional & Consolidated School Tax	316,348.76
Financial Administration	15,992.00	Business Personality Replacement Taxes	45,748.72	School Taxes in Municipal Budget	
Assessment of Taxes	9,385.73	Taxes from Public Utilities	50,966.00	County Taxes	255,775.63
Collection of Taxes	5,566.00	Other Miscellaneous Tax Revenues		County Library Taxes	20,580.22
Planning, Housing & Development	10,155.00	State Aid Revenues	71,254.00	Local Municipal Purpose Taxes	196,225.24
Human Resources	4,631.00	Federal Aid Revenues		Veteran & Senior Citizen Taxes	11,150.00
Elections	300.00	State and Local Fiscal Assistance Act Utilized		Total Taxes for Rate Computation	1,486,177.85
General Administration (other)	82,232.06	Sale of Acquired Property		Special District Taxes	
JUDICIARY		Other Miscellaneous Revenues	142,432.18	Bank Corp. Taxes	
Municipal Courts	30,522.75	Total	1,809,633.09	Added and Omitted Taxes	2,334.70
PUBLIC SAFETY		Prior Years Surplus Appropriated	178,676.00	Total Taxes Levied - ABSTRACT	1,477,362.55
Fire Protection	30,314.43	REVENUES TOTAL	1,988,309.09	Total Taxes Billed	1,484,877.36
Police Protection	142,380.00	Reserve For Uncollected Taxes	111,455.77	1991 TAXES COLLECTED	1,396,589.60
Civil Defense & Disaster Control	100.00	CAPITAL OUTLAY TOTAL	208,307.82	1991 Taxes Cancelled, Abated or Adjusted	
Environmental Inspection & Control	7,168.00			Transfer to Tax Title Liens or Foreclosed	
Other Public Safety				Balance Outstanding Dec. 31, 1991	88,287.76
PUBLIC WORKS				PRIOR YEARS TAXES OUTSTANDING	
Streets and Drainage	75,781.00	Public Enterprises	104,153.91	Balance January 1, 1991	106,117.03
Sewers and Sewage Processing		Recreation—Culture		Collected in 1991	102,642.59
Garbage and Trash Disposal	94,000.00	Public Works	85,516.47	Cancelled, Abated or Adjusted 1991	
Public Buildings and Grounds	16,525.00	Buildings and Grounds	18,637.44	Transfers to Tax Title Liens or Foreclosed	
Other Public Works		Library and Education		Balance December 31, 1991	3,474.44
HEALTH and WELFARE		Conservation		TAX TITLE LIENS OUTSTANDING	
Health Services Except Environmental	936.00	All Other		Balance January 1, 1991	4,110.29
Welfare—Public Assistance	4,765.00	CAPITAL DEBT AUTHORIZED, DECEMBER 31, 1991		Transfer From Taxes	
Hospital, Clinics, First Aid		ISSUED AND UNISSUED		Redeemed in 1991	
Animal, Insect, & Rodent Control		School	84,340.00	Cancelled, Abated or Adjusted (1991)	
Other Welfare Services	100.00	Self-Liquidating	556,358.00	Transfers to Foreclosed Property	
RECREATION and CONSERVATION		Other	67,500.00	Balance December 31, 1991	4,110.29
Beaches and Boardwalks		Total	708,198.00	PROPERTY ACQUIRED BY DEED OR FORECLOSURE	
Parks, Playgrounds, Shade Trees	6,468.00	ISSUED AND OUTSTANDING		Balance January 1, 1991	
Land Reclamation & Conservation	2,500.00	School	84,340.12	Transfers From Taxes or Liens	
Other Recreational Services	2,300.00	Self-Liquidating	409,000.00	Sale for Cash (1991)	
EDUCATION (excluding schools)		Other		Cancelled, Abated or Adjusted (1991)	
Libraries	4,835.00	Total	493,340.12	Balance December 31, 1991	
Other Educational Services		EQUALIZED VALUATION BASIS		CURRENT FINANCES DECEMBER 31, 1991	
STATUTORY EXPENDITURES		FOR NET DEBT COMPUTATION	85,877.770	ASSETS	
Pensions & F. L. C. A.	34,451.46	REAL PROPERTY VALUATIONS		Cash Dec. 31, 1991	352,914.52
Employee Fringe Benefits	26,657.76	Code Class # of Parcels % VAL'N		Taxes Receivable	91,762.20
Other Statutory Expenditures	300.00	1 Vacant Land 62 2.95	2,345,800.00	Tax Title Liens	4,110.29
CETA And Other Public Employment Programs		2 Residential 414 68.75	54,607,700.00	Foreclosed Property	
MUNICIPAL FUNCTIONS TOTAL	608,916.24	3 Farm 9 .59	467,455.00	Emergencies & Other Deferred Charges	32,936.18
CAPITAL IMPROVEMENTS *MEMO*	50,000.00	4a Commercial 64 19.09	15,166,700.00	State and Federal Aid Receivable	3,851.97
DEBT SERVICE		4b Industrial 6 3.78	3,004,300.00	Other Receivables	37,086.75
Principal Payments		4c Apartments 8 4.33	3,839,300.00	Total	522,661.91
Interest Payments		Total 563	79,431,255.00	LIABILITIES, RESERVES, AND SURPLUS	
DEFERRED CHARGES	14,239.67	Land Area 1.10 Sq. Miles		Cash Liabilities	189,706.45
SCHOOL COUNTY, SPECIAL DISTRICT TAXES	1,278,802.61	Net Valuation Taxable-Municipal	80,137,440	Reserves for Receivables	132,959.24
RESERVE FOR UNCOLLECTED TAXES	111,455.77	Net Valuation Taxable-County	36,013,415	Surplus Dec. 31, 1991	199,996.22
EXPENDITURES TOTAL	2,013,466.29	State Equalized Valuation	83,490,192	Total	522,661.91
		State Equalization Ratio	95.95		

0111
 Population 1980 12,176
 Population 1990 23,330
 S & P Rating
 Moody Rating BAA1

General Tax Rate Per \$100. 2.70
 State Equalized Tax Rate 1.98

GALLOWAY TOWNSHIP - ATLANTIC CO.
 Form of Government
 Council-Manager Plan E (OMCL 50)
 Number of Members - 7

PER CAPITA: Gross Debt 2,057.17 Gross Debt 4.81
 Net Debt 789.07 Net Debt 1.85
 Debt Service 37.25 Tax Levy Collected 94.15
 Total Tax Levy 952.46 Tax Levy Cancelled, Abated
 Municipal Expenditures 403.14 or Adjusted 1.49

EXPENDITURES		REVENUES-REALIZED		1991 PROPERTY TAX	
GENERAL GOVERNMENT				STATE EQUALIZED TAX RATE	
Governing Body & Public Boards	60,185.00	1991 Property Taxes Collected	20,921,419.65	Local District School Taxes	25 9,347,521.15
Municipal Clerk	105,135.00	1991 Payments in Lieu of Taxes		Regional & Consolidated School Tax	.44 4,855,334.14
Financial Administration	151,753.00	Delinquent Tax & Lien Collections	1,292,597.52	School Taxes in Municipal Budget	
Assessment of Taxes	127,193.00	Business Personalty Replacement Taxes	114,459.00	County Taxes	.47 * 5,108,723.30
Collection of Taxes	105,381.00	Taxes from Public Utilities	2,085,896.00	County Library Taxes	.03 355,049.03
Planning, Housing & Development	110,381.00	Other Miscellaneous Tax Revenues		Local Municipal Purpose Taxes	.19 2,060,000.00
Human Resources	302,687.00	State Aid Revenues	1,261,491.51	Veteran & Senior Citizen Taxes	
Elections	8,409.00	Federal Aid Revenues		Total Taxes for Rate Computation	1.98 21,858,777.62
General Administration (other)	528,533.50	State and Local Fiscal Assistance Act Utilized		Special District Taxes	
JUDICIARY		Sale of Acquired Property		Bank Corp. Taxes	
Municipal Courts	138,946.00	Other Miscellaneous Revenues	1,611,073.96	Added and Omitted Taxes	494,266.10
PUBLIC SAFETY		Total	27,286,937.54	Total Taxes Levied - ABSTRACT	22,220,893.72
Fire Protection	187,779.00	Prior Years Surplus Appropriated	1,810,000.00	Total Taxes Billed	22,220,893.72
Police Protection	2,166,684.00	REVENUES TOTAL	29,096,937.54	1991 TAXES COLLECTED	20,921,419.65
Civil Defense & Disaster Control	6,400.00	Reserve For Uncollected Taxes	1,620,266.50	1991 Taxes Cancelled, Abated or Adjusted	330,748.13
Environmental Inspection & Control	265,157.00	CAPITAL OUTLAY TOTAL	4,314,073.10	Transfer to Tax Title Liens or Foreclosed	296,481.64
Other Public Safety				Balance Outstanding Dec. 31, 1991	672,244.30
PUBLIC WORKS				PRIOR YEARS TAXES OUTSTANDING	
Streets and Drainage	450,115.00	Public Enterprises	1,766,774.39	Balance January 1, 1991	1,293,629.38
Sewers and Sewage Processing	32,298.00	Recreation-Culture		Collected in 1991	1,183,949.94
Garbage and Trash Disposal	434,002.00	Public Works	291,269.23	Cancelled, Abated or Adjusted 1991	3,132.58
Public Buildings and Grounds	207,869.00	Buildings and Grounds	2,256,029.48	Transfers to Tax Title Liens or Foreclosed	135,708.65
Other Public Works	194,667.00	Library and Education		Balance December 31, 1991	-29,161.79
HEALTH and WELFARE		Conservation		TAX TITLE LIENS OUTSTANDING	
Health Services Except Environmental		All Other		Balance January 1, 1991	397,605.05
Welfare-Public Assistance	47,995.00	CAPITAL DEBT AUTHORIZED, DECEMBER 31, 1991		Transfer From Taxes	456,164.48
Hospital, Clinics, First Aid	1,000.00	ISSUED AND UNISSUED GROSS DEBT NET DEBT		Redeemed in 1991	108,647.58
Animal, Insect, & Rodent Control	84,505.00	School 26,145,067		Cancelled, Abated or Adjusted (1991)	
Other Welfare Services		Self-Liquidating 5,338,461	1,953,858	Transfers to Foreclosed Property	
RECREATION and CONSERVATION		Other 16,510,144	16,455,144	Balance December 31, 1991	745,121.95
Beaches and Boardwalks		Total 47,993,672	18,409,002	PROPERTY ACQUIRED BY DEED OR	
Parks, Playgrounds, Shade Trees	110,732.00			FORECLOSURE	
Land Reclamation & Conservation	2,350.00	ISSUED AND OUTSTANDING		Balance January 1, 1991	1,390,709.89
Other Recreational Services	4,000.00	School 26,145,067.48		Transfers From Taxes or Liens	12,822.00
EDUCATION (excluding schools)		Self-Liquidating 5,296,000.00		Sale for Cash (1991)	
Libraries		Other 10,068,000.00		Cancelled, Abated or Adjusted (1991)	
Other Educational Services	13,000.00	Total 41,509,067.48		Balance December 31, 1991	1,403,531.89
STATUTORY EXPENDITURES		EQUALIZED VALUATION BASIS		CURRENT FINANCES DECEMBER 31, 1991	
Pensions & F. I. C. A.	554,056.00	FOR NET DEBT COMPUTATION	997,285,299	ASSETS	
Employee Fringe Benefits	507,582.00	REAL PROPERTY VALUATIONS		Cash Dec. 31, 1991	5,762,896.78
Other Statutory Expenditures	3,500.00	Code Class # of Parcels % VAL'N		Taxes Receivable	643,082.51
CETA And Other Public Employment Programs		1 Vacant Land 5511 8.49	67,327,400.00	Tax Title Liens	745,121.95
MUNICIPAL FUNCTIONS TOTAL	6,912,294.50	2 Residential 8745 77.18	612,395,700.00	Foreclosed Property	1,403,531.89
CAPITAL IMPROVEMENTS *MEMO*	104,350.00	3 Farm 298 1.16	9,144,900.00	Emergencies & Other Deferred Charges	
DEBT SERVICE		4a Commercial 279 11.71	92,936,400.00	State and Federal Aid Receivable	
Principal Payments	475,000.00	4b Industrial 2 1.20	9,553,900.00	Other Receivables	82,588.32
Interest Payments	393,930.00	4c Apartments 2 .27	2,117,100.00	Total	8,637,221.45
DEFERRED CHARGES	3,701.00	Total 14337	793,475,400.00	LIABILITIES, RESERVES, AND SURPLUS	
SCHOOL, COUNTY, SPECIAL DISTRICT TAXES	19,666,627.62	Land Area 91.75 Sq. Miles		Cash Liabilities	1,379,553.95
RESERVE FOR UNCOLLECTED TAXES	1,620,266.50	Net Valuation Taxable-Municipal	804,613,748	Reserves for Receivables	2,874,324.67
EXPENDITURES TOTAL	29,071,819.62	Net Valuation Taxable-County	1,104,386,116	Surplus Dec. 31, 1991	4,383,342.83
		State Equalized Valuation	1,092,609,522	Total	8,637,221.45
		State Equalization Ratio	73.37		

0221
 Population 1980 26,803
 Population 1990 26,727
 S & P Rating
 Moody Rating AAA
 General Tax Rate Per \$100. 1.76
 State Equalized Tax Rate 1.91

GARFIELD CITY - BERGEN COUNTY
 Form of Government
 Council-Manager (1923)
 Number of Members - 5

PER CAPITA:
 Gross Debt 503.27
 Net Debt 289.68
 Debt Service 23.97
 Total Tax Levy 949.89
 Municipal Expenditures 758.16
 PER CENT:
 Gross Debt 1.00
 Net Debt .57
 Tax Levy Collected 94.59
 Tax Levy Cancelled, Abated or Adjusted .20

EXPENDITURES		REVENUES-REALIZED		1991 PROPERTY TAX	
GENERAL GOVERNMENT				STATE EQUALIZED TAX RATE	
Governing Body & Public Boards	38,800.00	1991 Property Taxes Collected	24,072,767.02	Local District School Taxes	1.63 13,680,228.00
Municipal Clerk	82,000.00	1991 Payments in Lieu of Taxes	92,808.23	Regional & Consolidated School Tax	
Financial Administration	141,000.00	Delinquent Tax & Lien Collections	835,387.56	School Taxes in Municipal Budget	
Assessment of Taxes	94,000.00	Business Personality Replacement Taxes	479,102.84	County Taxes	.25 3,308,901.05
Collection of Taxes	89,250.00	Taxes from Public Utilities	974,006.00	County Library Taxes	
Planning, Housing & Development	33,400.00	Other Miscellaneous Tax Revenues		Local Municipal Purpose Taxes	.63 8,372,544.14
Human Resources	64,986.00	State Aid Revenues	1,628,344.37	Veteran & Senior Citizen Taxes	367,800.00
Elections	10,000.00	Federal Aid Revenues		Total Taxes for Rate Computation	1.91 25,725,473.19
General Administration (other)	641,900.00	State and Local Fiscal Assistance Act Utilized		Special District Taxes	
JUDICIARY		Sale of Acquired Property		Bank Corp. Taxes	
Municipal Courts	221,000.00	Other Miscellaneous Revenues	8,223,298.74	Added and Omitted Taxes	25,915.22
PUBLIC SAFETY		Total	36,305,774.76	Total Taxes Levied - ABSTRACT	25,387,588.41
Fire Protection	249,876.20	Prior Years Surplus Appropriated	850,000.00	Total Taxes Billed	25,450,025.02
Police Protection	3,060,332.11	REVENUES TOTAL	37,155,774.76	1991 TAXES COLLECTED	24,072,767.02
Civil Defense & Disaster Control	1,000.00	Reserve For Uncollected Taxes	1,289,882.12	1991 Taxes Cancelled, Abated or Adjusted	51,284.64
Environmental Inspection & Control	118,000.00	CAPITAL OUTLAY TOTAL	1,472,944.27	Transfer to Tax Title Liens or Foreclosed	213,467.92
Other Public Safety				Balance Outstanding Dec. 31, 1991	1,112,505.44
PUBLIC WORKS				PRIOR YEARS TAXES OUTSTANDING	
Streets and Drainage	714,000.00	Public Enterprises	955,810.32	Balance January 1, 1991	1,015,842.40
Sewers and Sewage Processing	7,469,604.87	Recreation-Culture	14,154.85	Collected in 1991	800,972.06
Garbage and Trash Disposal	2,441,200.00	Public Works	291,961.34	Cancelled, Abated or Adjusted 1991	
Public Buildings and Grounds	155,500.00	Buildings and Grounds	211,017.76	Transfers to Tax Title Liens or Foreclosed	117,219.63
Other Public Works		Library and Education		Balance December 31, 1991	101,650.71
HEALTH and WELFARE		Conservation		TAX TITLE LIENS OUTSTANDING	
Health Services Except Environmental	192,081.00	All Other		Balance January 1, 1991	81,404.50
Welfare-Public Assistance	53,000.00	CAPITAL DEBT AUTHORIZED, DECEMBER 31, 1991		Transfer From Taxes	344,194.66
Hospital, Clinics, First Aid		ISSUED AND UNISSUED GROSS DEBT NET DEBT		Redeemed in 1991	34,415.50
Animal, Insect, & Rodent Control		School		Cancelled, Abated or Adjusted (1991)	
Other Welfare Services		Self-Liquidating	2,285,290	Transfers to Foreclosed Property	
RECREATION and CONSERVATION		Other	11,165,568	Balance December 31, 1991	391,183.66
Beaches and Boardwalks		Total	13,450,858	PROPERTY ACQUIRED BY DEED OR FORECLOSURE	
Parks, Playgrounds, Shade Trees	309,970.00	ISSUED AND OUTSTANDING		Balance January 1, 1991	436,870.00
Land Reclamation & Conservation	98,000.00	School		Transfers From Taxes or Liens	
Other Recreational Services	8,500.00	Self-Liquidating	570,000.00	Sale for Cash (1991)	
EDUCATION (excluding schools)		Other	6,284,000.00	Cancelled, Abated or Adjusted (1991)	
Libraries	500,000.00	Total	6,854,000.00	Balance December 31, 1991	436,870.00
Other Educational Services		EQUALIZED VALUATION BASIS		CURRENT FINANCES DECEMBER 31, 1991	
STATUTORY EXPENDITURES		FOR NET DEBT COMPUTATION	1,349,169,601	ASSETS	
Pensions & F. L. C. A.	747,400.00	REAL PROPERTY VALUATIONS		Cash Dec. 31, 1991	3,569,693.84
Employee Fringe Benefits	741,400.00	Code Class # of Parcels % VAL'N ASSESSED VALUATION		Taxes Receivable	1,214,156.15
Other Statutory Expenditures	15,000.00	1 Vacant Land 187 1.12	16,089,400.00	Tax Title Liens	391,183.66
CETA And Other Public Employment Programs		2 Residential 54 09 74.31	1,071,721,700.00	Foreclosed Property	436,870.00
MUNICIPAL FUNCTIONS TOTAL	18,291,200.18	3 Farm		Emergencies & Other Deferred Charges	
CAPITAL IMPROVEMENTS *MEMO*	75,000.00	4a Commercial 448 11.32	163,266,600.00	State and Federal Aid Receivable	57,388.00
DEBT SERVICE		4b Industrial 89 9.15	131,921,600.00	Other Receivables	125,877.34
Principal Payments	235,000.00	4c Apartments 119 4.10	59,195,200.00	Total	5,795,168.99
Interest Payments	405,742.56	Total	1,442,194,500.00	LIABILITIES, RESERVES, AND SURPLUS	
DEFERRED CHARGES	41,440.73	Land Area 2.10 Sq. Miles		Cash Liabilities	2,096,819.31
SCHOOL, COUNTY, SPECIAL DISTRICT TAXES	16,989,129.05	Net Valuation Taxable-Municipal	1,444,551,693	Reserves for Receivables	2,168,087.15
RESERVE FOR UNCOLLECTED TAXES	1,289,882.12	Net Valuation Taxable-County	1,409,433,526	Surplus Dec. 31, 1991	1,530,262.53
EXPENDITURES TOTAL	37,252,394.69	State Equalized Valuation	1,333,286,041	Total	5,795,168.99
		State Equalization Ratio	108.36		

2006
Population 1980 4,752
Population 1990 4,227
S & P Rating
Moody Rating A

General Tax Rate Per \$100. 3.79
State Equalized Tax Rate 2.24

GARWOOD BOROUGH - UNION COUNTY
Form of Government
Borough Council
Number of Members - 6

PER CAPITA:
Gross Debt 408.33
Net Debt 327.66
Debt Service 42.18
Total Tax Levy 1,620.48
Municipal Expenditures 893.51
PER CENT:
Gross Debt .57
Net Debt .45
Tax Levy Collected 97.16
Tax Levy Cancelled, Abated or Adjusted

EXPENDITURES		REVENUES-REALIZED		1991 PROPERTY TAX	
GENERAL GOVERNMENT				STATE EQUALIZED TAX RATE	
Governing Body & Public Boards		1991 Property Taxes Collected	6,658,753.35	Local District School Taxes	2,124,233.50
Municipal Clerk		1991 Payments in Lieu of Taxes		Regional & Consolidated School Tax	1,185,336.39
Financial Administration	13,500.00	Delinquent Tax & Lien Collections	121,344.36	School Taxes in Municipal Budget	
Assessment of Taxes	31,700.00	Business Personality Replacement Taxes	232,744.12	County Taxes	1,247,620.53
Collection of Taxes	40,450.00	Taxes from Public Utilities	270,366.00	County Library Taxes	
Planning, Housing & Development	18,500.00	Other Miscellaneous Tax Revenues		Local Municipal Purpose Taxes	2,278,727.14
Human Resources	50,700.00	State Aid Revenues	225,321.06	Veteran & Senior Citizen Taxes	58,200.00
Elections	1,350.00	Federal Aid Revenues		Total Taxes for Rate Computation	6,894,117.55
General Administration (other)	375,697.00	State and Local Fiscal Assistance Act Utilized		Special District Taxes	
JUDICIARY		Sale of Acquired Property		Bank Corp. Taxes	
Municipal Courts	49,300.00	Other Miscellaneous Revenues	288,150.29	Added and Omitted Taxes	13,871.72
PUBLIC SAFETY		Total	7,797,184.18	Total Taxes Levied - ABSTRACT	6,849,789.27
Fire Protection	101,172.00	Prior Years Surplus Appropriated	590,228.00	Total Taxes Billed	6,853,088.17
Police Protection	907,521.06	REVENUES TOTAL	8,387,412.18	1991 TAXES COLLECTED	6,658,758.35
Civil Defense & Disaster Control	1,500.00	Reserve For Uncollected Taxes	251,250.26	1991 Taxes Cancelled, Abated or Adjusted	
Environmental Inspection & Control	35,950.00	CAPITAL OUTLAY TOTAL	296,312.23	Transfer to Tax Title Liens or Foreclosed	19,817.91
Other Public Safety				Balance Outstanding Dec. 31, 1991	174,511.91
PUBLIC WORKS				PRIOR YEARS TAXES OUTSTANDING	
Streets and Drainage	365,800.00	Public Enterprises		Balance January 1, 1991	120,011.61
Sewers and Sewage Processing	696,494.00	Recreation—Culture		Collected in 1991	111,624.62
Garbage and Trash Disposal		Public Works	120,473.87	Cancelled, Abated or Adjusted 1991	
Public Buildings and Grounds	61,400.00	Buildings and Grounds	175,838.36	Transfers to Tax Title Liens or Foreclosed	8,238.62
Other Public Works		Library and Education		Balance December 31, 1991	148.37
HEALTH and WELFARE		Conservation		TAX TITLE LIENS OUTSTANDING	
Health Services Except Environmental	40,070.00	All Other		Balance January 1, 1991	25,670.47
Welfare—Public Assistance	16,800.00			Transfer From Taxes	29,231.16
Hospital, Clinics, First Aid				Redeemed in 1991	9,719.74
Animal, Insect, & Rodent Control	2,200.00			Cancelled, Abated or Adjusted (1991)	
Other Welfare Services				Transfers to Foreclosed Property	
RECREATION and CONSERVATION				Balance December 31, 1991	45,191.89
Beaches and Boardwalks				PROPERTY ACQUIRED BY DEED OR FORECLOSURE	
Parks, Playgrounds, Shade Trees	12,000.00			Balance January 1, 1991	24,604.00
Land Reclamation & Conservation				Transfers From Taxes or Liens	
Other Recreational Services	23,500.00			Sale for Cash (1991)	
EDUCATION (excluding schools)				Cancelled, Abated or Adjusted (1991)	
Libraries	73,100.00			Balance December 31, 1991	24,604.00
Other Educational Services				CURRENT FINANCES DECEMBER 31, 1991	
STATUTORY EXPENDITURES				ASSETS	
Pensions & F. I. C. A.	202,010.00			Cash Dec. 31, 1991	1,435,482.13
Employee Fringe Benefits	219,000.00			Taxes Receivable	174,660.28
Other Statutory Expenditures				Tax Title Liens	45,181.89
CETA And Other Public Employment Programs				Foreclosed Property	24,604.00
MUNICIPAL FUNCTIONS TOTAL	3,344,714.06			Emergencies & Other Deferred Charges	27,800.00
CAPITAL IMPROVEMENTS *MEMO*	56,000.00			State and Federal Aid Receivable	
DEBT SERVICE				Other Receivables	103,691.12
Principal Payments	115,000.00			Total	1,811,419.42
Interest Payments	63,305.00			LIABILITIES, RESERVES, AND SURPLUS	
DEFERRED CHARGES	2,600.00			Cash Liabilities	793,560.57
SCHOOL, COUNTY, SPECIAL DISTRICT TAXES	4,557,190.41			Reserves for Receivables	348,137.29
RESERVE FOR UNCOLLECTED TAXES	251,250.26			Surplus Dec. 31, 1991	669,721.56
EXPENDITURES TOTAL	8,334,059.73			Total	1,811,419.42

0413
 Population 1980 2,510
 Population 1990 2,383
 S & P Rating
 Moody Rating BAA

General Tax Rate Per \$100.
 State Equalized Tax Rate
 3.38
 2.44

GIBBSBORO BOROUGH - CAMDEN COUNTY
 Form of Government
 Borough Council
 Number of Members - 6

PER CAPITA:
 Gross Debt 3,945.04
 Net Debt 485.10
 Debt Service 51.28
 Total Tax Levy 1,314.24
 Municipal Expenditures 567.73
 PER CENT:
 Gross Debt 7.79
 Net Debt .96
 Tax Levy Collected 96.32
 Tax Levy Cancelled, Abated or Adjusted .18

EXPENDITURES		REVENUES-REALIZED		1991 PROPERTY TAX	
GENERAL GOVERNMENT		1991 Property Taxes Collected		STATE EQUALIZED TAX RATE	
Governing Body & Public Boards		1991 Payments in Lieu of Taxes	3,019,029.78	Local District School Taxes	.77 989,407.40
Municipal Clerk		Delinquent Tax & Lien Collections	113,205.47	Regional & Consolidated School Tax	.36 455,240.00
Financial Administration	43,700.00	Business Personalty Replacement Taxes	58,586.51	School Taxes in Municipal Budget	
Assessment of Taxes	11,184.00	Taxes from Public Utilities	199,122.00	County Taxes	.84 1,077,323.58
Collection of Taxes	21,650.00	Other Miscellaneous Tax Revenues		County Library Taxes	.03 32,344.65
Planning, Housing & Development	22,050.00	State Aid Revenues	115,367.95	Local Municipal Purpose Taxes	.44 563,580.00
Human Resources	28,910.28	Federal Aid Revenues		Veteran & Senior Citizen Taxes	
Elections	3,386.00	State and Local Fiscal Assistance Act Utilized		Total Taxes for Rate Computation	2.44 3,143,745.63
General Administration (other)	197,850.00	Sale of Acquired Property		Special District Taxes	
JUDICIARY		Other Miscellaneous Revenues	402,222.46	Bank Corp. Taxes	
Municipal Courts	31,849.91	Total	3,907,534.17	Added and Omitted Taxes	13,943.15
PUBLIC SAFETY		Prior Years Surplus Appropriated	159,020.00	Total Taxes Levied - ABSTRACT	3,131,838.78
Fire Protection	55,416.90	REVENUES TOTAL	4,066,554.17	Total Taxes Billed	3,134,347.23
Police Protection	119,550.00	Reserve For Uncollected Taxes	232,667.50	1991 TAXES COLLECTED	3,019,029.78
Civil Defense & Disaster Control	1,800.00	CAPITAL OUTLAY TOTAL	2,934,223.12	1991 Taxes Cancelled, Abated or Adjusted	5,599.64
Environmental Inspection & Control	31,800.00			Transfer to Tax Title Liens or Foreclosed	31,755.84
Other Public Safety				Balance Outstanding Dec. 31, 1991	77,961.97
PUBLIC WORKS				PRIOR YEARS TAXES OUTSTANDING	
Streets and Drainage	40,500.00	Public Enterprises	2,918,420.44	Balance January 1, 1991	140,078.37
Sewers and Sewage Processing	23,000.00	Recreation-Culture	3,191.25	Collected in 1991	113,205.47
Garbage and Trash Disposal	168,000.00	Public Works	7,848.50	Cancelled, Abated or Adjusted 1991	1.30
Public Buildings and Grounds	30,000.00	Buildings and Grounds	4,763.53	Transfers to Tax Title Liens or Foreclosed	24,709.43
Other Public Works	57,000.00	Library and Education		Balance December 31, 1991	2,162.17
HEALTH and WELFARE		Conservation		TAX TITLE LIENS OUTSTANDING	
Health Services Except Environmental	810.00	All Other		Balance January 1, 1991	5,146.64
Welfare-Public Assistance	4,400.00	CAPITAL DEBT AUTHORIZED, DECEMBER 31, 1991		Transfer From Taxes	61,381.86
Hospital, Clinics, First Aid		ISSUED AND UNISSUED GROSS DEBT NET DEBT		Redeemed in 1991	
Animal, Insect, & Rodent Control	2,800.00	School 1,245,030		Cancelled, Abated or Adjusted (1991)	
Other Welfare Services		Self-Liquidating 7,000,000		Transfers to Foreclosed Property	1,281.05
RECREATION and CONSERVATION		Other 1,156,000	1,156,000	Balance December 31, 1991	65,247.45
Beaches and Boardwalks		Total 9,401,030	1,156,000	PROPERTY ACQUIRED BY DEED OR FORECLOSURE	
Parks, Playgrounds, Shade Trees				Balance January 1, 1991	96,424.95
Land Reclamation & Conservation	500.00	ISSUED AND OUTSTANDING		Transfers From Taxes or Liens	1,281.05
Other Recreational Services	27,700.00	School 1,245,030.65		Sale for Cash (1991)	
EDUCATION (excluding schools)		Self-Liquidating 4,500,000.00		Cancelled, Abated or Adjusted (1991)	
Libraries	7,500.00	Other 795,000.00	6,540,030.65	Balance December 31, 1991	97,706.00
Other Educational Services	14,587.70	Total		CURRENT FINANCES DECEMBER 31, 1991	
STATUTORY EXPENDITURES		EQUALIZED VALUATION BASIS		ASSETS	
Pensions & F. L. C. A.	45,567.06	FOR NET DEBT COMPUTATION	120,623,671	Cash Dec. 31, 1991	821,391.32
Employee Fringe Benefits		REAL PROPERTY VALUATIONS		Taxes Receivable	80,124.14
Other Statutory Expenditures	3,500.00	Code Class # of Parcels % VAL'N ASSESSED VALUATION		Tax Title Liens	65,247.45
CETA And Other Public Employment Programs		1 Vacant Land 181 8.59 7,859,850.00		Foreclosed Property	97,706.00
MUNICIPAL FUNCTIONS TOTAL	995,011.85	2 Residential 712 58.76 53,751,700.00		Emergencies & Other Deferred Charges	
CAPITAL IMPROVEMENTS *MEMO*	50,000.00	3 Farm 1 .10 94,700.00		State and Federal Aid Receivable	
DEBT SERVICE		4a Commercial 70 13.94 12,756,100.00		Other Receivables	132,795.90
Principal Payments	50,000.00	4b Industrial 11 18.46 16,889,100.00		Total	1,197,264.81
Interest Payments	72,197.10	4c Apartments 1 .14 124,700.00		LIABILITIES, RESERVES, AND SURPLUS	
DEFERRED CHARGES	3,033.04	Total 976 91,476,150.00		Cash Liabilities	318,858.12
SCHOOL, COUNTY, SPECIAL DISTRICT TAXES	2,554,315.63	Land Area 2.16 Sq. Miles		Reserves for Receivables	375,873.49
RESERVE FOR UNCOLLECTED TAXES	232,667.50	Net Valuation Taxable-Municipal	92,346,949	Surplus Dec. 31, 1991	502,533.20
EXPENDITURES TOTAL	3,907,225.12	Net Valuation Taxable-County	125,926,245	Total	1,197,264.81
		State Equalized Valuation	127,428,837		
		State Equalization Ratio	72.23		

0806
 Population 1980 14,574
 Population 1990 15,614
 S & P Rating
 Moody Rating A

General Tax Rate Per \$100. 2.31
 State Equalized Tax Rate 2.49

GLASSBORO BOROUGH - GLOUCESTER CO.
 Form of Government
 Borough Council
 Number of Members - 6

PER CAPITA:
 Gross Debt 907.20
 Net Debt 170.68
 Debt Service 31.34
 Total Tax Levy 816.80
 Municipal Expenditures 601.81
 PER CENT:
 Gross Debt 3.36
 Net Debt .63
 Tax Levy Collected 91.97
 Tax Levy Cancelled, Abated or Adjusted .36

EXPENDITURES		REVENUES-REALIZED		1991 PROPERTY TAX	
GENERAL GOVERNMENT				STATE EQUALIZED TAX RATE	
Governing Body & Public Boards	15,200.00	1991 Property Taxes Collected	11,729,776.82	Local District School Taxes	1.01 5,056,557.50
Municipal Clerk	94,550.00	1991 Payments in Lieu of Taxes		Regional & Consolidated School Tax	
Financial Administration	48,400.00	Delinquent Tax & Lien Collections	877,244.58	School Taxes in Municipal Budget	
Assessment of Taxes	70,000.00	Business Personalty Replacement Taxes	245,854.92	County Taxes	.60 2,989,090.03
Collection of Taxes	102,800.00	Taxes from Public Utilities	1,158,522.30	County Library Taxes	.02 118,987.34
Planning, Housing & Development	44,825.00	Other Miscellaneous Tax Revenues		Local Municipal Purpose Taxes	.85 4,261,471.06
Human Resources	183,594.00	State Aid Revenues	1,757,659.39	Veteran & Senior Citizen Taxes	
Elections	6,500.00	Federal Aid Revenues		Total Taxes for Rate Computation	2.48 12,540,905.93
General Administration (other)	576,540.00	State and Local Fiscal Assistance Act Utilized		Special District Taxes	
JUDICIARY		Sale of Acquired Property		Bank Corp. Taxes	
Municipal Courts	112,070.17	Other Miscellaneous Revenues	866,173.54	Added and Omitted Taxes	327,377.43
PUBLIC SAFETY		Total	16,635,231.55	Total Taxes Levied - ABSTRACT	12,753,483.36
Fire Protection	206,736.00	Prior Years Surplus Appropriated	544,996.17	Total Taxes Billed	12,753,483.36
Police Protection	2,343,496.00	REVENUES TOTAL	17,180,227.72	1991 TAXES COLLECTED	11,729,776.82
Civil Defense & Disaster Control	8,200.00	Reserve For Uncollected Taxes	1,015,025.04	1991 Taxes Cancelled, Abated or Adjusted	45,949.42
Environmental Inspection & Control	197,413.00	CAPITAL OUTLAY TOTAL	435,747.16	Transfer to Tax Title Liens or Foreclosed	139,433.32
Other Public Safety				Balance Outstanding Dec. 31, 1991	838,323.80
PUBLIC WORKS				PRIOR YEARS TAXES OUTSTANDING	
Streets and Drainage	1,069,312.00	Public Enterprises	310,018.11	Balance January 1, 1991	1,038,045.64
Sewers and Sewage Processing		Recreation-Culture		Collected in 1991	775,449.98
Garbage and Trash Disposal	777,776.00	Public Works		Cancelled, Abated or Adjusted 1991	
Public Buildings and Grounds	135,725.09	Buildings and Grounds	125,729.05	Transfers to Tax Title Liens or Foreclosed	132,004.03
Other Public Works	35,915.00	Library and Education		Balance December 31, 1991	130,591.63
HEALTH and WELFARE		Conservation		TAX TITLE LIENS OUTSTANDING	
Health Services Except Environmental	109,734.00	All Other		Balance January 1, 1991	137,673.71
Welfare-Public Assistance	58,700.00	CAPITAL DEBT AUTHORIZED, DECEMBER 31, 1991		Transfer From Taxes	301,374.79
Hospital, Clinics, First Aid		ISSUED AND UNISSUED		Redeemed in 1991	101,794.60
Animal, Insect, & Rodent Control		School	9,663,000	Cancelled, Abated or Adjusted (1991)	
Other Welfare Services		Self-Liquidating	1,837,000	Transfers to Foreclosed Property	
RECREATION and CONSERVATION		Other	2,665,000	Balance December 31, 1991	337,253.90
Beaches and Boardwalks		Total	14,165,000	PROPERTY ACQUIRED BY DEED OR	
Parks, Playgrounds, Shade Trees	229,479.35			FORECLOSURE	
Land Reclamation & Conservation	37,858.00	ISSUED AND OUTSTANDING		Balance January 1, 1991	736,217.34
Other Recreational Services	79,234.00	School	1,168,000.00	Transfers From Taxes or Liens	
EDUCATION (excluding schools)		Self-Liquidating	1,640,000.00	Sale for Cash (1991)	
Libraries	106,000.00	Other	2,665,000.00	Cancelled, Abated or Adjusted (1991)	
Other Educational Services		Total	5,473,000.00	Balance December 31, 1991	736,217.34
STATUTORY EXPENDITURES		EQUALIZED VALUATION BASIS		CURRENT FINANCES DECEMBER 31, 1991	
Pensions & F. L. C. A.	474,532.00	FOR NET DEBT COMPUTATION	421,109,032	ASSETS	
Employee Fringe Benefits	668,545.17	REAL PROPERTY VALUATIONS		Cash Dec. 31, 1991	2,494,224.44
Other Statutory Expenditures	3,000.00	Code Class # of Parcels % VAL'N	ASSESSED VALUATION	Taxes Receivable	968,915.43
CETA And Other Public Employment Programs		1 Vacant Land 1555 6.38	33,420,500.00	Tax Title Liens	337,253.90
MUNICIPAL FUNCTIONS TOTAL	7,796,134.78	2 Residential 3554 65.53	343,469,600.00	Foreclosed Property	736,217.34
CAPITAL IMPROVEMENTS * MEMO*		3 Farm 88 1.10	5,791,500.00	Emergencies & Other Deferred Charges	177,266.66
DEBT SERVICE		4a Commercial 256 17.56	92,058,100.00	State and Federal Aid Receivable	284,228.00
Principal Payments	290,389.54	4b Industrial 15 3.01	15,769,700.00	Other Receivables	60,235.24
Interest Payments	198,960.00	4c Apartments 33 6.41	33,597,900.00	Total	5,058,341.01
DEFERRED CHARGES	96,175.00	Total 5501	524,107,300.00	LIABILITIES, RESERVES, AND SURPLUS	
SCHOOL, COUNTY, SPECIAL DISTRICT TAXES	8,164,634.87	Land Area 9.37 Sq. Miles		Cash Liabilities	1,470,761.61
RESERVE FOR UNCOLLECTED TAXES	1,015,025.04	Net Valuation Taxable-Municipal	538,609,850	Reserves for Receivables	2,102,621.91
EXPENDITURES TOTAL	17,561,319.23	Net Valuation Taxable-County	477,979,600	Surplus Dec. 31, 1991	1,484,957.49
		State Equalized Valuation	500,642,333	Total	5,058,341.01
		State Equalization Ratio	107.91		

1012
Population 1980 834
Population 1990 1,665
S & P Rating
Moody Rating

General Tax Rate Per \$100.
State Equalized Tax Rate
1.92
2.04

GLEN GARDNER BORO. - HUNTERDON CO.
Form of Government
Borough Council
Number of Members - 6

PER CAPITA:
Gross Debt 1,109.04
Net Debt 637.24
Debt Service 42.69
Total Tax Levy 1,027.58
Municipal Expenditures 528.98
PER CENT:
Gross Debt 2.07
Net Debt 1.19
Tax Levy Collected 92.15
Tax Levy Cancelled, Abated or Adjusted .90

EXPENDITURES		REVENUES-REALIZED		1991 PROPERTY TAX	
GENERAL GOVERNMENT				STATE EQUALIZED TAX RATE	
Governing Body & Public Boards		1991 Property Taxes Collected	1,579,111.27	Local District School Taxes	1.15
Municipal Clerk		1991 Payments in Lieu of Taxes	11,124.00	Regional & Consolidated School Tax	.29
Financial Administration	13,765.30	Delinquent Tax & Lien Collections	91,580.12	School Taxes in Municipal Budget	
Assessment of Taxes	6,500.00	Business Personalty Replacement Taxes	6,239.92	County Taxes	.33
Collection of Taxes	11,200.00	Taxes from Public Utilities	71,675.00	County Library Taxes	.03
Planning, Housing & Development	131,000.00	Other Miscellaneous Tax Revenues		Local Municipal Purpose Taxes	.25
Human Resources		State Aid Revenues	174,724.38	Veteran & Senior Citizen Taxes	
Elections		Federal Aid Revenues		Total Taxes for Rate Computation	2.65
General Administration (other)	162,150.00	State and Local Fiscal Assistance Act Utilized		Special District Taxes	
JUDICIARY		Sale of Acquired Property		Bank Corp. Taxes	
Municipal Courts	15,000.00	Other Miscellaneous Revenues	104,827.04	Added and Omitted Taxes	393.60
PUBLIC SAFETY		Total	2,038,281.73	Total Taxes Levied - ABSTRACT	1,710,927.87
Fire Protection	15,431.70	Prior Years Surplus Appropriated	189,324.74	Total Taxes Billed	1,712,621.97
Police Protection	8,000.00	REVENUES TOTAL	2,227,606.47	1991 TAXES COLLECTED	1,578,111.27
Civil Defense & Disaster Control	100.00	Reserve For Uncollected Taxes	152,727.93	1991 Taxes Cancelled, Abated or Adjusted	15,338.86
Environmental Inspection & Control		CAPITAL OUTLAY TOTAL	111,959.89	Transfer to Tax Title Liens or Foreclosed	28,584.96
Other Public Safety				Balance Outstanding Dec. 31, 1991	90,586.88
PUBLIC WORKS				PRIOR YEARS TAXES OUTSTANDING	
Streets and Drainage	58,114.00	Public Enterprises	92,848.45	Balance January 1, 1991	106,222.54
Sewers and Sewage Processing	171,000.00	Recreation-Culture		Collected in 1991	82,571.01
Garbage and Trash Disposal		Public Works	9,902.00	Cancelled, Abated or Adjusted 1991	
Public Buildings and Grounds	17,198.38	Buildings and Grounds	9,209.44	Transfers to Tax Title Liens or Foreclosed	7,236.36
Other Public Works		Library and Education		Balance December 31, 1991	16,415.17
HEALTH and WELFARE		Conservation		TAX TITLE LIENS OUTSTANDING	
Health Services Except Environmental	3,600.00	All Other		Balance January 1, 1991	76,262.43
Welfare-Public Assistance	2,800.00	CAPITAL DEBT AUTHORIZED, DECEMBER 31, 1991		Transfer From Taxes	36,774.63
Hospital, Clinics, First Aid		ISSUED AND UNISSUED		Redeemed in 1991	9,009.11
Animal, Insect, & Rodent Control	3,000.00	School	29,213	Cancelled, Abated or Adjusted (1991)	
Other Welfare Services		Self-Liquidating	756,341	Transfers to Foreclosed Property	
RECREATION and CONSERVATION		Other	1,061,000	Balance December 31, 1991	104,027.95
Beaches and Boardwalks		Total	1,846,554	PROPERTY ACQUIRED BY DEED OR	
Parks, Playgrounds, Shade Trees	11,000.00			FORECLOSURE	
Land Reclamation & Conservation	2,730.00	ISSUED AND OUTSTANDING		Balance January 1, 1991	25,150.00
Other Recreational Services	800.00	School	29,213.43	Transfers From Taxes or Liens	
EDUCATION (excluding schools)		Self-Liquidating	487,305.91	Sale for Cash (1991)	
Libraries		Other	1,061,000.00	Cancelled, Abated or Adjusted (1991)	
Other Educational Services		Total	1,577,519.34	Balance December 31, 1991	25,150.00
STATUTORY EXPENDITURES		EQUALIZED VALUATION BASIS		CURRENT FINANCES DECEMBER 31, 1991	
Pensions & F. I. C. A.	7,800.00	FOR NET DEBT COMPUTATION	89,046,504	ASSETS	
Employee Fringe Benefits		REAL PROPERTY VALUATIONS		Cash Dec. 31, 1991	731,064.27
Other Statutory Expenditures	500.00	Code Class # of Parcels % VAL'N	ASSESSED VALUATION	Taxes Receivable	107,002.05
CETA And Other Public Employment Programs		1 Vacant Land 56 4.08	3,631,603.00	Tax Title Liens	104,027.95
MUNICIPAL FUNCTIONS TOTAL	641,639.38	2 Residential 662 87.89	78,149,820.00	Foreclosed Property	25,150.00
CAPITAL IMPROVEMENTS * MEMO*	5,000.00	3 Farm 26 2.05	1,827,333.00	Emergencies & Other Deferred Charges	24,000.00
DEBT SERVICE		4a Commercial 17 4.59	4,084,600.00	State and Federal Aid Receivable	149,709.17
Principal Payments		4b Industrial 1 .62	554,000.00	Other Receivables	54,156.17
Interest Payments	71,087.00	4c Apartments 3 .76	671,800.00	Total	1,195,109.61
DEFERRED CHARGES	15,240.39	Total 765	88,919,156.00	LIABILITIES, RESERVES, AND SURPLUS	
SCHOOL, COUNTY, SPECIAL DISTRICT TAXES	1,502,665.64	Land Area 1.46 Sq. Miles		Cash Liabilities	491,475.15
RESERVE FOR UNCOLLECTED TAXES	152,727.93	Net Valuation Taxable-Municipal	89,178,560	Reserves for Receivables	436,913.82
EXPENDITURES TOTAL	2,383,410.34	Net Valuation Taxable-County	91,728,132	Surplus Dec. 31, 1991	266,720.64
		State Equalized Valuation	84,105,850	Total	1,195,109.61
		State Equalization Ratio	106.05		

General Tax Rate Per \$100.	6.94
State Equalized Tax Rate	2.32

PER CAPITA:		PER CENT:	
Gross Debt	17.24	Gross Debt	.02
Net Debt		Net Debt	
Debt Service		Tax Levy Collected	97.30
Total Tax Levy	2,374.65	Tax Levy Cancelled, Abated	
Municipal Expenditures	887.39	or Adjusted	1.30

1367 / 3000

0222

Population 1980 11,497
 Population 1990 10,883
 S & P Rating
 Moody Rating AA

General Tax Rate Per \$100.

State Equalized Tax Rate

2.33

1.95

GLEN ROCK BOROUGH - BERGEN COUNTY
 Form of Government
 Borough Council
 Number of Members - 6

PER CAPITA:

Gross Debt 457.36
 Net Debt 405.90
 Debt Service 109.68
 Total Tax Levy 1,921.55
 Municipal Expenditures 845.18

PER CENT:

Gross Debt .46
 Net Debt .41
 Tax Levy Collected 98.36
 Tax Levy Cancelled, Abated or Adjusted .18

EXPENDITURES		REVENUES-REALIZED		1991 PROPERTY TAX	
GENERAL GOVERNMENT				STATE EQUALIZED TAX RATE 1.19	
Governing Body & Public Boards		1991 Property Taxes Collected	20,625,142.49	Local District School Taxes	12,790,133.00
Municipal Clerk		1991 Payments in Lieu of Taxes	47,774.70	Regional & Consolidated School Tax	
Financial Administration	33,072.00	Delinquent Tax & Lien Collections	237,481.52	School Taxes in Municipal Budget	
Assessment of Taxes	34,321.00	Business Personality Replacement Taxes	103,793.80	County Taxes	2,641,484.99
Collection of Taxes	66,873.00	Taxes from Public Utilities	776,999.00	County Library Taxes	
Planning, Housing & Development	28,608.00	Other Miscellaneous Tax Revenues		Local Municipal Purpose Taxes	5,438,411.00
Human Resources	6,721.59	State Aid Revenues	451,113.63	Veteran & Senior Citizen Taxes	70,550.00
Elections	4,098.00	Federal Aid Revenues		Total Taxes for Rate Computation	20,940,578.99
General Administration (other)	717,236.00	State and Local Fiscal Assistance Act Utilized		Special District Taxes	
JUDICIARY		Sale of Acquired Property		Bank Corp. Taxes	
Municipal Courts	66,426.00	Other Miscellaneous Revenues	738,098.65	Added and Omitted Taxes	42,207.77
PUBLIC SAFETY		Total	22,980,403.79	Total Taxes Levied - ABSTRACT	20,912,236.76
Fire Protection	125,015.50	Prior Years Surplus Appropriated	1,083,000.00	Total Taxes Billed	20,970,060.05
Police Protection	1,402,880.73	REVENUES TOTAL	24,063,403.79	1991 TAXES COLLECTED	20,625,142.49
Civil Defense & Disaster Control	1,130.00	Reserve For Uncollected Taxes	1,036,412.00	1991 Taxes Cancelled, Abated or Adjusted	38,412.33
Environmental Inspection & Control	79,821.00	CAPITAL OUTLAY TOTAL	542,427.18	Transfer to Tax Title Liens or Foreclosed	1,309.46
Other Public Safety				Balance Outstanding Dec. 31, 1991	305,195.72
PUBLIC WORKS				PRIOR YEARS TAXES OUTSTANDING	
Streets and Drainage	787,795.00	Public Enterprises		Balance January 1, 1991	279,636.39
Sewers and Sewage Processing	394,685.28	Recreation-Culture	171,470.86	Collected in 1991	237,481.52
Garbage and Trash Disposal	1,140,316.00	Public Works	110,255.44	Cancelled, Abated or Adjusted 1991	22,762.40
Public Buildings and Grounds	79,456.00	Buildings and Grounds	176,593.00	Transfers to Tax Title Liens or Foreclosed	
Other Public Works		Library and Education	84,107.88	Balance December 31, 1991	19,442.47
HEALTH and WELFARE		Conservation		TAX TITLE LIENS OUTSTANDING	
Health Services Except Environmental	66,452.00	All Other		Balance January 1, 1991	2,326.41
Welfare-Public Assistance	9,054.00	CAPITAL DEBT AUTHORIZED, DECEMBER 31, 1991		Transfer From Taxes	1,309.46
Hospital, Clinics, First Aid		ISSUED AND UNISSUED		Redeemed in 1991	
Animal, Insect, & Rodent Control		School	560,000.00	Cancelled, Abated or Adjusted (1991)	
Other Welfare Services	660.00	Self-Liquidating		Transfers to Foreclosed Property	
RECREATION and CONSERVATION		Other	4,417,425.00	Balance December 31, 1991	3,635.87
Beaches and Boardwalks		Total	4,977,425.00	PROPERTY ACQUIRED BY DEED OR FORECLOSURE	
Parks, Playgrounds, Shade Trees	97,995.00	ISSUED AND OUTSTANDING		Balance January 1, 1991	107,500.00
Land Reclamation & Conservation	257,631.90	School	560,000.00	Transfers From Taxes or Liens	
Other Recreational Services	164,353.00	Self-Liquidating		Sale for Cash (1991)	
EDUCATION (excluding schools)		Other		Cancelled, Abated or Adjusted (1991)	
Libraries	415,462.00	Total	3,907,829.11	Balance December 31, 1991	107,500.00
Other Educational Services	53,296.00	EQUALIZED VALUATION BASIS		CURRENT FINANCES DECEMBER 31, 1991	
STATUTORY EXPENDITURES		FOR NET DEBT COMPUTATION	1,087,072.001	ASSETS	
Pensions & F. L. C. A.	504,720.00	REAL PROPERTY VALUATIONS		Cash Dec. 31, 1991	2,448,116.60
Employee Fringe Benefits	396,900.00	Code Class # of Parcels % VAL'N		Taxes Receivable	324,638.19
Other Statutory Expenditures		1 Vacant Land 115 .76	6,757,800.00	Tax Title Liens	3,635.87
CETA And Other Public Employment Programs		2 Residential 3783 88.19	788,970,600.00	Foreclosed Property	107,500.00
MUNICIPAL FUNCTIONS TOTAL	6,935,034.00	3 Farm		Emergencies & Other Deferred Charges	
CAPITAL IMPROVEMENTS *MEMO*	100,000.00	4a Commercial 96 9.03	80,754,800.00	State and Federal Aid Receivable	779.00
DEBT SERVICE		4b Industrial 4 2.03	18,190,000.00	Other Receivables	1,312.29
Principal Payments	992,250.00	4c Apartments		Total	2,885,981.95
Interest Payments	201,439.75	Total	3998	LIABILITIES, RESERVES, AND SURPLUS	
DEFERRED CHARGES	33,000.00	Land Area 2.30 Sq. Miles		Cash Liabilities	1,485,119.99
SCHOOL, COUNTY, SPECIAL DISTRICT TAXES	15,431,617.99	Net Valuation Taxable-Municipal	895,969,685	Reserves for Receivables	437,086.35
RESERVE FOR UNCOLLECTED TAXES	1,036,412.00	Net Valuation Taxable-County	1,117,427,156	Surplus Dec. 31, 1991	963,775.61
EXPENDITURES TOTAL	24,629,753.74	State Equalized Valuation	1,072,248,364	Total	2,885,981.95
		State Equalization Ratio	83.54		

0416
 Population 1980 13,121
 Population 1990 12,649
 S & P Rating
 Moody Rating AAA

General Tax Rate Per \$100. 6.72
 State Equalized Tax Rate 2.75

GLOUCESTER CITY CITY - CAMDEN CO.
 Form of Government
 Special Charter (P.L. 1868 c.44)
 Number of Members - 7

PER CAPITA:
 Gross Debt 435.46
 Net Debt 407.38
 Debt Service 12.69
 Total Tax Levy 705.71
 Municipal Expenditures 591.25
 PER CENT:
 Gross Debt 1.83
 Net Debt 1.72
 Tax Levy Collected 90.60
 Tax Levy Cancelled, Abated or Adjusted .07

EXPENDITURES		REVENUES-REALIZED		1991 PROPERTY TAX	
GENERAL GOVERNMENT				STATE EQUALIZED TAX RATE 2.75	
Governing Body & Public Boards		1991 Property Taxes Collected	3,090,164.94	Local District School Taxes	3,286,570.00
Municipal Clerk		1991 Payments in Lieu of Taxes		Regional & Consolidated School Tax	
Financial Administration	111,323.24	Delinquent Tax & Lien Collections	529,045.70	School Taxes in Municipal Budget	
Assessment of Taxes	29,587.00	Business Personalty Replacement Taxes	392,857.72	County Taxes	2,755,978.15
Collection of Taxes	43,203.90	Taxes from Public Utilities	1,568,231.00	County Library Taxes	
Planning, Housing & Development	9,920.53	Other Miscellaneous Tax Revenues		Local Municipal Purpose Taxes	2,836,558.17
Human Resources	164,478.00	State Aid Revenues	1,329,739.83	Veteran & Senior Citizen Taxes	208,350.00
Elections		Federal Aid Revenues		Total Taxes for Rate Computation	9,087,456.32
General Administration (other)	817,114.80	State and Local Fiscal Assistance Act Utilized		Special District Taxes	
JUDICIARY		Sale of Acquired Property		Bank Corp. Taxes	
Municipal Courts	109,444.81	Other Miscellaneous Revenues	587,685.21	Added and Omitted Taxes	47,428.88
PUBLIC SAFETY		Total	12,497,724.40	Total Taxes Levied - ABSTRACT	8,926,535.20
Fire Protection	952,519.62	Prior Years Surplus Appropriated	200,000.00	Total Taxes Billed	8,929,219.77
Police Protection	1,115,812.83	REVENUES TOTAL	12,697,724.40	1991 TAXES COLLECTED	8,090,164.94
Civil Defense & Disaster Control	1,500.00	Reserve For Uncollected Taxes	791,381.38	1991 Taxes Cancelled, Abated or Adjusted	6,643.47
Environmental Inspection & Control	89,023.00	CAPITAL OUTLAY TOTAL	1,269,093.93	Transfer to Tax Title Liens or Foreclosed	167,724.06
Other Public Safety				Balance Outstanding Dec. 31, 1991	664,687.30
PUBLIC WORKS				PRIOR YEARS TAXES OUTSTANDING	
Streets and Drainage	40,000.00	Public Enterprises	369,435.08	Balance January 1, 1991	645,489.10
Sewers and Sewage Processing	650,744.46	Recreation-Culture		Collected in 1991	440,563.29
Garbage and Trash Disposal		Public Works		Cancelled, Abated or Adjusted 1991	8,143.83
Public Buildings and Grounds	38,956.58	Buildings and Grounds	899,658.85	Transfers to Tax Title Liens or Foreclosed	35,732.51
Other Public Works	731,968.46	Library and Education		Balance December 31, 1991	161,049.47
HEALTH and WELFARE		Conservation		TAX TITLE LIENS OUTSTANDING	
Health Services Except Environmental	12,482.96	All Other		Balance January 1, 1991	453,816.21
Welfare-Public Assistance	38,999.36	CAPITAL DEBT AUTHORIZED, DECEMBER 31, 1991		Transfer From Taxes	209,049.27
Hospital, Clinics, First Aid		ISSUED AND UNISSUED		Redeemed in 1991	88,482.41
Animal, Insect, & Rodent Control		School	132,000	Cancelled, Abated or Adjusted (1991)	
Other Welfare Services		Self-Liquidating	2,438,000	Transfers to Foreclosed Property	
RECREATION and CONSERVATION		Other	2,938,106	Balance December 31, 1991	574,383.07
Beaches and Boardwalks		Total	5,508,106	PROPERTY ACQUIRED BY DEED OR FORECLOSURE	
Parks, Playgrounds, Shade Trees	25,000.00	ISSUED AND OUTSTANDING		Balance January 1, 1991	605,700.00
Land Reclamation & Conservation	500.00	School	132,000.00	Transfers From Taxes or Liens	
Other Recreational Services	60,256.71	Self-Liquidating	2,438,000.00	Sale for Cash (1991)	
EDUCATION (excluding schools)		Other	2,416,000.00	Cancelled, Abated or Adjusted (1991)	
Libraries	219,990.40	Total	4,986,000.00	Balance December 31, 1991	605,700.00
Other Educational Services		EQUALIZED VALUATION BASIS		CURRENT FINANCES DECEMBER 31, 1991	
STATUTORY EXPENDITURES		FOR NET DEBT COMPUTATION	300,248.402	ASSETS	
Pensions & F. L. C. A.	495,816.31	REAL PROPERTY VALUATIONS		Cash Dec. 31, 1991	965,482.75
Employee Fringe Benefits	603,932.44	Code Class # of Parcels % VAL'N		Taxes Receivable	825,736.77
Other Statutory Expenditures		1 Vacant Land 335 2.25	2,886,100.00	Tax Title Liens	574,383.07
CETA And Other Public Employment Programs		2 Residential 3653 60.45	77,557,900.00	Foreclosed Property	605,700.00
MUNICIPAL FUNCTIONS TOTAL	6,362,575.41	3 Farm		Emergencies & Other Deferred Charges	61,787.10
CAPITAL IMPROVEMENTS *MEMO*	25,000.00	4a Commercial 337 25.05	32,139,300.00	State and Federal Aid Receivable	
DEBT SERVICE		4b Industrial 43 9.06	11,620,400.00	Other Receivables	52,285.34
Principal Payments	55,463.38	4c Apartments 14 3.19	4,087,800.00	Total	3,085,375.03
Interest Payments	105,062.74	Total 4382	128,291,500.00	LIABILITIES, RESERVES, AND SURPLUS	
DEFERRED CHARGES	164,204.01	Land Area 2.32 Sq. Miles		Cash Liabilities	758,147.55
SCHOOL, COUNTY, SPECIAL DISTRICT TAXES	6,042,548.15	Net Valuation Taxable-Municipal	132,090,884	Reserves for Receivables	2,058,105.18
RESERVE FOR UNCOLLECTED TAXES	791,381.38	Net Valuation Taxable-County	324,848,540	Surplus Dec. 31, 1991	269,122.30
EXPENDITURES TOTAL	13,521,235.07	State Equalized Valuation	317,317,224	Total	3,085,375.03
		State Equalization Ratio	40.92		

0415

Population 1980 45,156
 Population 1990 53,797
 S & P Rating
 Moody Rating AAA

General Tax Rate Per \$100.

6.87

State Equalized Tax Rate

2.57

GLOUCESTER TOWNSHIP - CAMDEN CO.
 Form of Government
 Mayor-Council Plan B (OMCL 50)
 Number of Members - 7

PER CAPITA:

Gross Debt 603.98
 Net Debt 495.28
 Debt Service 63.01
 Total Tax Levy 851.13
 Municipal Expenditures 383.16

PER CENT:

Gross Debt 2.06
 Net Debt 1.69
 Tax Levy Collected 92.26
 Tax Levy Cancelled, Abated or Adjusted .02

EXPENDITURES		REVENUES-REALIZED		1991 PROPERTY TAX	
GENERAL GOVERNMENT				STATE EQUALIZED TAX RATE	
Governing Body & Public Boards	134,353.00	1991 Property Taxes Collected	21,596,988.00	Local District School Taxes	.81 14,071,005.50
Municipal Clerk	157,472.00	1991 Payments in Lieu of Taxes	95,000.00	Regional & Consolidated School Tax	.32 5,501,673.11
Financial Administration	240,972.00	Delinquent Tax & Lien Collections	1,919,126.00	School Taxes in Municipal Budget	
Assessment of Taxes	102,400.00	Business Personality Replacement Taxes	156,114.00	County Taxes	.81 14,005,274.35
Collection of Taxes	135,725.00	Taxes from Public Utilities	2,614,267.00	County Library Taxes	.02 424,702.33
Planning, Housing & Development	88,608.00	Other Miscellaneous Tax Revenues	34,682.00	Local Municipal Purpose Taxes	.62 10,699,541.00
Human Resources	376,570.00	State Aid Revenues	3,290,187.00	Veteran & Senior Citizen Taxes	
Elections		Federal Aid Revenues		Total Taxes for Rate Computation	2.58 45,093,546.29
General Administration (other)	1,226,961.00	State and Local Fiscal Assistance Act Utilized		Special District Taxes	
JUDICIARY		Sale of Acquired Property		Bank Corp. Taxes	
Municipal Courts	188,426.00	Other Miscellaneous Revenues	1,544,781.00	Added and Omitted Taxes	
PUBLIC SAFETY		Total	31,301,145.00	Total Taxes Levied - ABSTRACT	45,787,996.29
Fire Protection	2,842.00	Prior Years Surplus Appropriated	977,100.00	Total Taxes Billed	23,407,638.00
Police Protection	4,527,085.00	REVENUES TOTAL	32,278,245.00	1991 TAXES COLLECTED	21,596,988.00
Civil Defense & Disaster Control	2,250.00	Revenue For Uncollected Taxes	2,500,000.00	1991 Taxes Cancelled, Abated or Adjusted	5,784.00
Environmental Inspection & Control	50,232.00	CAPITAL OUTLAY TOTAL	7,928,555.00	Transfer to Tax Title Liens or Foreclosed	2,370.94
Other Public Safety				Balance Outstanding Dec. 31, 1991	1,567,772.00
PUBLIC WORKS				PRIOR YEARS TAXES OUTSTANDING	
Streets and Drainage	598,345.00	Public Enterprises		Balance January 1, 1991	2,297,974.00
Sewers and Sewage Processing		Recreation-Culture		Collected in 1991	1,893,197.00
Garbage and Trash Disposal	3,501,222.00	Public Works	204,266.00	Cancelled, Abated or Adjusted 1991	5,582.00
Public Buildings and Grounds	215,445.00	Buildings and Grounds	724,289.00	Transfers to Tax Title Liens or Foreclosed	295,108.00
Other Public Works	1,019,677.00	Library and Education		Balance December 31, 1991	104,087.00
HEALTH and WELFARE		Conservation		TAX TITLE LIENS OUTSTANDING	
Health Services Except Environmental	4,650.00	All Other		Balance January 1, 1991	264,485.00
Welfare-Public Assistance	24,109.00	CAPITAL DEBT AUTHORIZED, DECEMBER 31, 1991		Transfer From Taxes	564,781.00
Hospital, Clinics, First Aid		ISSUED AND UNISSUED		Redeemed in 1991	
Animal, Insect, & Rodent Control		School	5,848,000	Cancelled, Abated or Adjusted (1991)	3,743.00
Other Welfare Services		Self-Liquidating		Transfers to Foreclosed Property	
RECREATION and CONSERVATION		Other	26,644,349	Balance December 31, 1991	825,523.00
Beaches and Boardwalks		Total	32,492,349	PROPERTY ACQUIRED BY DEED OR FORECLOSURE	
Parks, Playgrounds, Shade Trees	27,500.00	ISSUED AND OUTSTANDING		Balance January 1, 1991	869,669.00
Land Reclamation & Conservation		School	5,848,000.00	Transfers From Taxes or Liens	
Other Recreational Services	185,070.00	Self-Liquidating		Sale for Cash (1991)	
EDUCATION (excluding schools)		Other	26,246,401.00	Cancelled, Abated or Adjusted (1991)	2,000.00
Libraries		Total	32,094,401.00	Balance December 31, 1991	867,669.00
Other Educational Services	81,450.00	EQUALIZED VALUATION BASIS		CURRENT FINANCES DECEMBER 31, 1991	
STATUTORY EXPENDITURES		FOR NET DEBT COMPUTATION	1,580,800,548	ASSETS	
Pensions & F. I. C. A.	970,042.00	REAL PROPERTY VALUATIONS		Cash Dec. 31, 1991	2,532,961.00
Employee Fringe Benefits	818,680.00	Code Class # of Parcels % VAL'N		Taxes Receivable	1,671,859.00
Other Statutory Expenditures	1,000.00	1 Vacant Land 2634 3.24	20,933,725.00	Tax Title Liens	825,523.00
CETA And Other Public Employment Programs		2 Residential 15200 83.10	536,183,255.00	Foreclosed Property	867,669.00
MUNICIPAL FUNCTIONS TOTAL	14,681,086.00	3 Farm 126 .32	2,103,904.00	Emergencies & Other Deferred Charges	3,582,104.00
CAPITAL IMPROVEMENTS * MEMO *	200,000.00	4a Commercial 398 7.11	45,871,246.00	State and Federal Aid Receivable	655,431.00
DEBT SERVICE		4b Industrial 29 1.47	9,492,100.00	Other Receivables	9,800.00
Principal Payments	1,702,569.00	4c Apartments 23 4.75	30,626,000.00	Total	10,145,347.00
Interest Payments	1,687,142.00	Total 18410	645,210,230.00	LIABILITIES, RESERVES, AND SURPLUS	
DEFERRED CHARGES	42,306.00	Land Area 23.14 Sq. Miles		Cash Liabilities	5,462,260.00
SCHOOL COUNTY, SPECIAL DISTRICT TAXES	35,088,455.29	Net Valuation Taxable-Municipal	651,261,361	Reserves for Receivables	3,374,851.00
RESERVE FOR UNCOLLECTED TAXES	2,500,000.00	Net Valuation Taxable-County	1,653,478,206	Surplus Dec. 31, 1991	1,308,236.00
EXPENDITURES TOTAL	55,701,558.29	State Equalized Valuation	1,727,529,866	Total	10,145,347.00
		State Equalization Ratio	37.48		

1908

Population 1980 2,450
 Population 1990 2,709
 S & P Rating
 Moody Rating

General Tax Rate Per \$100.

State Equalized Tax Rate

2.05

2.23

GREEN TOWNSHIP - SUSSEX COUNTY
 Form of Government
 Township Committee
 Number of Members - 3

PER CAPITA:

Gross Debt 1,034.70
 Net Debt 212.26
 Debt Service 4.55
 Total Tax Levy 1,561.53
 Municipal Expenditures 510.24

PER CENT:

Gross Debt 1.50
 Net Debt .31
 Tax Levy Collected 93.88
 Tax Levy Cancelled, Abated or Adjusted

EXPENDITURES		REVENUES-REALIZED		1991 PROPERTY TAX	
GENERAL GOVERNMENT				STATE EQUALIZED TAX RATE	
Governing Body & Public Boards		1991 Property Taxes Collected	3,980,365.94	Local District School Taxes	1.57 2,946,589.00
Municipal Clerk		1991 Payments in Lieu of Taxes		Regional & Consolidated School Tax	
Financial Administration	32,902.00	Delinquent Tax & Lien Collections	209,731.03	School Taxes in Municipal Budget	
Assessment of Taxes	17,250.00	Business Personalty Replacement Taxes	25,213.36	County Taxes	.36 * 676,319.62
Collection of Taxes	69,725.00	Taxes from Public Utilities	113,658.22	County Library Taxes	.03 49,229.30
Planning, Housing & Development	29,882.00	Other Miscellaneous Tax Revenues		Local Municipal Purpose Taxes	.27 505,811.00
Human Resources		State Aid Revenues	187,522.73	Veteran & Senior Citizen Taxes	
Elections		Federal Aid Revenues		Total Taxes for Rate Computation	2.23 4,188,448.92
General Administration (other)	143,200.00	State and Local Fiscal Assistance Act Utilized		Special District Taxes	
JUDICIARY		Sale of Acquired Property		Bank Corp. Taxes	
Municipal Courts	21,679.00	Other Miscellaneous Revenues	154,451.46	Added and Omitted Taxes	52,240.02
PUBLIC SAFETY		Total	4,670,947.74	Total Taxes Levied - ABSTRACT	4,230,188.94
Fire Protection	24,144.00	Prior Years Surplus Appropriated	129,900.00	Total Taxes Billed	4,235,939.92
Police Protection	17,500.00	REVENUES TOTAL	4,800,847.74	1991 TAXES COLLECTED	3,980,365.94
Civil Defense & Disaster Control	815.00	Reserve For Uncollected Taxes	270,305.00	1991 Taxes Cancelled, Abated or Adjusted	
Environmental Inspection & Control	22,840.00	CAPITAL OUTLAY	62,626.87	Transfer to Tax Title Liens or Foreclosed	
Other Public Safety		Total		Balance Outstanding Dec. 31, 1991	259,573.98
PUBLIC WORKS		Public Enterprises		PRIOR YEARS TAXES OUTSTANDING	
Streets and Drainage	243,341.00	Recreation-Culture	3,614.00	Balance January 1, 1991	210,754.61
Sewers and Sewage Processing	570.00	Public Works	9,099.90	Collected in 1991	209,731.03
Garbage and Trash Disposal	238,700.00	Buildings and Grounds	49,912.97	Cancelled, Abated or Adjusted 1991	
Public Buildings and Grounds	57,500.00	Library and Education		Transfers to Tax Title Liens or Foreclosed	
Other Public Works		Conservation		Balance December 31, 1991	1,023.58
HEALTH and WELFARE		All Other		TAX TITLE LIENS OUTSTANDING	
Health Services Except Environmental	150.00	CAPITAL DEBT AUTHORIZED, DECEMBER 31, 1991		Balance January 1, 1991	7,195.32
Welfare-Public Assistance	1,000.00	ISSUED AND UNISSUED		Transfer From Taxes	
Hospital, Clinics, First Aid		School	2,228,000.00	Redeemed in 1991	
Animal, Insect, & Rodent Control	5,000.00	Self-Liquidating		Cancelled, Abated or Adjusted (1991)	
Other Welfare Services		Other	575,000.00	Transfers to Foreclosed Property	
RECREATION and CONSERVATION		Total	2,803,000.00	Balance December 31, 1991	7,195.32
Beaches and Boardwalks		ISSUED AND OUTSTANDING		PROPERTY ACQUIRED BY DEED OR FORECLOSURE	
Parks, Playgrounds, Shade Trees	3,470.00	School	2,228,000.00	Balance January 1, 1991	582,691.36
Land Reclamation & Conservation		Self-Liquidating		Transfers From Taxes or Liens	
Other Recreational Services	24,350.00	Other	250,000.00	Sale for Cash (1991)	
EDUCATION (excluding schools)		Total	2,478,000.00	Cancelled, Abated or Adjusted (1991)	
Libraries		EQUALIZED VALUATION BASIS		Balance December 31, 1991	582,691.36
Other Educational Services		FOR NET DEBT COMPUTATION	186,938,154	CURRENT FINANCES DECEMBER 31, 1991	
STATUTORY EXPENDITURES		REAL PROPERTY VALUATIONS		ASSETS	
Pensions & F. I. C. A.	41,806.00	Code Class # of Parcels % VAL'N		Cash Dec. 31, 1991	578,312.82
Employee Fringe Benefits	62,600.00	1 Vacant Land 268 8.75	17,811,300.00	Taxes Receivable	260,597.56
Other Statutory Expenditures	2,250.00	2 Residential 767 72.73	148,030,100.00	Tax Title Liens	7,195.32
CETA And Other Public Employment Programs		3 Farm 312 14.20	29,994,800.00	Foreclosed Property	582,691.36
MUNICIPAL FUNCTIONS		4a Commercial 21 3.32	7,771,600.00	Emergencies & Other Deferred Charges	84,525.00
CAPITAL IMPROVEMENTS	60,000.00	4b Industrial 3 .50	1,017,900.00	State and Federal Aid Receivable	
DEBT SERVICE		4c Apartments		Other Receivables	14,773.64
Principal Payments	11,000.00	Total	203,525,700.00	Total	1,528,095.70
Interest Payments	1,312.50	Land Area 15.30 Sq. Miles		LIABILITIES, RESERVES, AND SURPLUS	
DEFERRED CHARGES	33,900.00	Net Valuation Taxable-Municipal	204,273,044	Cash Liabilities	460,771.85
SCHOOL COUNTY, SPECIAL DISTRICT TAXES	3,672,137.92	Net Valuation Taxable-County	190,155,816	Reserves for Receivables	865,257.88
RESERVE FOR UNCOLLECTED TAXES	270,305.00	State Equalized Valuation	187,696,130	Surplus Dec. 31, 1991	202,065.97
EXPENDITURES	5,054,389.42	State Equalization Ratio	108.87	Total	1,528,095.70

1809
Population 1980 4,640
Population 1990 4,460
S & P Rating
Moody Rating A

General Tax Rate Per \$100. 1.69
State Equalized Tax Rate 1.70

GREEN BROOK TWP. - SOMERSET COUNTY
Form of Government
Township Committee
Number of Members - 5

PER CAPITA:
Gross Debt 966.66
Net Debt 788.81
Debt Service 65.17
Total Tax Levy 1,854.21
Municipal Expenditures 652.99

PER CENT:
Gross Debt .88
Net Debt .72
Tax Levy Collected 94.20
Tax Levy Cancelled, Abated or Adjusted 1.34

EXPENDITURES		REVENUES-REALIZED		1991 PROPERTY TAX	
GENERAL GOVERNMENT		1991 Property Taxes Collected		STATE EQUALIZED TAX RATE	
Governing Body & Public Boards		1991 Payments in Lieu of Taxes		Local District School Taxes .98	
Municipal Clerk		Delinquent Tax & Lien Collections		Regional & Consolidated School Tax	
Financial Administration	107,438.37	Business Personalty Replacement Taxes		School Taxes in Municipal Budget	
Assessment of Taxes	24,878.34	Taxes from Public Utilities		County Taxes .46 *	
Collection of Taxes	36,848.69	Other Miscellaneous Tax Revenues		County Library Taxes .03	
Planning, Housing & Development	19,550.00	State Aid Revenues		Local Municipal Purpose Taxes .22	
Human Resources	70,172.61	Federal Aid Revenues		Veteran & Senior Citizen Taxes	
Elections	1,355.00	State and Local Fiscal Assistance Act Utilized		Total Taxes for Rate Computation 1.69	
General Administration (other)	333,294.75	Sale of Acquired Property		Special District Taxes	
JUDICIARY		Other Miscellaneous Revenues		Bank Corp. Taxes	
Municipal Courts	63,097.46	Total		Added and Omitted Taxes	
PUBLIC SAFETY		Prior Years Surplus Appropriated		Total Taxes Levied - ABSTRACT	
Fire Protection	19,803.90	REVENUES TOTAL		Total Taxes Billed	
Police Protection	752,930.85	CAPITAL OUTLAY TOTAL		1991 TAXES COLLECTED	
Civil Defense & Disaster Control		Public Enterprises		1991 Taxes Cancelled, Abated or Adjusted	
Environmental Inspection & Control	91,412.81	Recreation—Culture		Transfer to Tax Title Liens or Foreclosed	
Other Public Safety		Public Works		Balance Outstanding Dec. 31, 1991	
PUBLIC WORKS		Buildings and Grounds		PRIOR YEARS TAXES OUTSTANDING	
Streets and Drainage	140,370.24	Library and Education		Balance January 1, 1991	
Sewers and Sewage Processing		Conservation		Collected in 1991	
Garbage and Trash Disposal	37,470.00	All Other		Cancelled, Abated or Adjusted 1991	
Public Buildings and Grounds		CAPITAL DEBT AUTHORIZED, DECEMBER 31, 1991		Transfers to Tax Title Liens or Foreclosed	
Other Public Works		ISSUED AND UNISSUED GROSS DEBT NET DEBT		Balance December 31, 1991	
HEALTH and WELFARE		School		TAX TITLE LIENS OUTSTANDING	
Health Services Except Environmental	97,445.43	Self-Liquidating		Balance January 1, 1991	
Welfare—Public Assistance	9,364.06	Other		Transfer From Taxes	
Hospital, Clinics, First Aid		Total		Redeemed in 1991	
Animal, Insect, & Rodent Control	1,700.00	ISSUED AND OUTSTANDING		Cancelled, Abated or Adjusted (1991)	
Other Welfare Services		School		Transfers to Foreclosed Property	
RECREATION and CONSERVATION		Self-Liquidating		Balance December 31, 1991	
Beaches and Boardwalks		Other		PROPERTY ACQUIRED BY DEED OR	
Parks, Playgrounds, Shade Trees	2,036.00	Total		FORECLOSURE	
Land Reclamation & Conservation	248,871.35	EQUALIZED VALUATION BASIS		Balance January 1, 1991	
Other Recreational Services		FOR NET DEBT COMPUTATION		Transfers From Taxes or Liens	
EDUCATION (excluding schools)		REAL PROPERTY VALUATIONS		Sale for Cash (1991)	
Libraries		Code Class # of Parcels % VAL'N		Cancelled, Abated or Adjusted (1991)	
Other Educational Services		ASSESSED VALUATION		Balance December 31, 1991	
STATUTORY EXPENDITURES		1 Vacant Land 237 5.87		CURRENT FINANCES DECEMBER 31, 1991	
Pensions & F. I. C. A.	140,137.43	2 Residential 1453 64.65		ASSETS	
Employee Fringe Benefits	114,178.84	3 Farm 3		Cash Dec. 31, 1991	
Other Statutory Expenditures	500.00	4a Commercial 180 27.94		Taxes Receivable	
CETA And Other Public Employment Programs		4b Industrial 10 1.54		Tax Title Liens	
MUNICIPAL FUNCTIONS TOTAL	2,312,856.13	4c Apartments		Foreclosed Property	
CAPITAL IMPROVEMENTS *MEMO*	31,406.00	Total 1389		Emergencies & Other Deferred Charges	
DEBT SERVICE		Land Area 4.60 Sq. Miles		State and Federal Aid Receivable	
Principal Payments	274,101.87	Net Valuation Taxable-Municipal		Other Receivables	
Interest Payments	16,559.21	Net Valuation Taxable-County		Total	
DEFERRED CHARGES	30,828.03	State Equalized Valuation		LIABILITIES, RESERVES, AND SURPLUS	
SCHOOL, COUNTY, SPECIAL DISTRICT TAXES	7,148,963.64	State Equalization Ratio		Cash Liabilities	
RESERVE FOR UNCOLLECTED TAXES	277,998.70			Reserves for Receivables	
EXPENDITURES TOTAL	10,061,307.58			Surplus Dec. 31, 1991	
				Total	

0606

Population 1980 973
 Population 1990 911
 S & P Rating
 Moody Rating

General Tax Rate Per \$100.

State Equalized Tax Rate

2.65

2.63

GREENWICH TWP. - CUMBERLAND CO.
 Form of Government
 Township Committee
 Number of Members - 3

PER CAPITA:

Gross Debt 679.45
 Net Debt 256.31
 Debt Service
 Total Tax Levy 1,012.91
 Municipal Expenditures 419.75

PER CENT:

Gross Debt 1.76
 Net Debt .66
 Tax Levy Collected 83.92
 Tax Levy Cancelled, Abated or Adjusted .03

EXPENDITURES		REVENUES-REALIZED		1991 PROPERTY TAX	
GENERAL GOVERNMENT				STATE EQUALIZED TAX RATE	
Governing Body & Public Boards	1,838.00	1991 Property Taxes Collected	776,269.10	Local District School Taxes	345,851.17
Municipal Clerk		1991 Payments in Lieu of Taxes		Regional & Consolidated School Tax	151,113.97
Financial Administration	3,078.00	Delinquent Tax & Lien Collections	121,588.58	School Taxes in Municipal Budget	
Assessment of Taxes	5,505.00	Business Personalty Replacement Taxes	19,900.92	County Taxes	365,028.65
Collection of Taxes	1,373.00	Taxes from Public Utilities	48,747.00	County Library Taxes	
Planning, Housing & Development	1,945.00	Other Miscellaneous Tax Revenues		Local Municipal Purpose Taxes	53,505.00
Human Resources	4,631.00	State Aid Revenues	46,399.96	Veteran & Senior Citizen Taxes	13,550.00
Elections	1,095.00	Federal Aid Revenues		Total Taxes for Rate Computation	929,048.79
General Administration (other)	33,808.00	State and Local Fiscal Assistance Act Utilized		Special District Taxes	
JUDICIARY		Sale of Acquired Property		Bank Corp. Taxes	
Municipal Courts	5,600.00	Other Miscellaneous Revenues	43,061.30	Added and Omitted Taxes	7,259.69
PUBLIC SAFETY		Total	1,055,975.86	Total Taxes Levied - ABSTRACT	922,758.48
Fire Protection	11,995.00	Prior Years Surplus Appropriated	121,544.00	Total Taxes Billed	925,003.66
Police Protection	10.00	REVENUES TOTAL	1,177,519.36	1991 TAXES COLLECTED	776,269.10
Civil Defense & Disaster Control	3,373.00	Reserve For Uncollected Taxes	205,744.00	1991 Taxes Cancelled, Abated or Adjusted	261.70
Environmental Inspection & Control	6,700.00			Transfer to Tax Title Liens or Foreclosed	8,843.40
Other Public Safety		CAPITAL OUTLAY	31,722.95	Balance Outstanding Dec. 31, 1991	139,629.46
PUBLIC WORKS				PRIOR YEARS TAXES OUTSTANDING	
Streets and Drainage	13,536.00	Public Enterprises		Balance January 1, 1991	203,088.23
Sewers and Sewage Processing		Recreation-Culture		Collected in 1991	119,226.93
Garbage and Trash Disposal	36,150.00	Public Works	16,180.95	Cancelled, Abated or Adjusted 1991	1,774.32
Public Buildings and Grounds	6,550.00	Buildings and Grounds	3,600.00	Transfers to Tax Title Liens or Foreclosed	
Other Public Works		Library and Education	11,942.00	Balance December 31, 1991	82,086.98
HEALTH and WELFARE		Conservation		TAX TITLE LIENS OUTSTANDING	
Health Services Except Environmental	170.00	All Other		Balance January 1, 1991	45,981.04
Welfare-Public Assistance	1,840.00			Transfer From Taxes	8,843.40
Hospital, Clinics, First Aid		CAPITAL DEBT AUTHORIZED, DECEMBER 31, 1991		Redeemed in 1991	2,365.65
Animal, Insect, & Rodent Control	1,303.00	ISSUED AND UNISSUED		Cancelled, Abated or Adjusted (1991)	
Other Welfare Services		School	385,482	Transfers to Foreclosed Property	
RECREATION and CONSERVATION		Self-Liquidating		Balance December 31, 1991	52,458.79
Beaches and Boardwalks		Other	233,500	PROPERTY ACQUIRED BY DEED OR	
Parks, Playgrounds, Shade Trees	1,650.00	Total	618,982	FORECLOSURE	
Land Reclamation & Conservation	600.00	ISSUED AND OUTSTANDING		Balance January 1, 1991	200.00
Other Recreational Services	1,050.00	School	385,482.63	Transfers From Taxes or Liens	
EDUCATION (excluding schools)		Self-Liquidating		Sale for Cash (1991)	
Libraries		Other	11,400.00	Cancelled, Abated or Adjusted (1991)	
Other Educational Services		Total	396,882.63	Balance December 31, 1991	200.00
STATUTORY EXPENDITURES		EQUALIZED VALUATION BASIS		CURRENT FINANCES DECEMBER 31, 1991	
Pensions & F. L. C. A.	4,205.00	FOR NET DEBT COMPUTATION	35,210,678	ASSETS	
Employee Fringe Benefits		REAL PROPERTY VALUATIONS		Cash Dec. 31, 1991	372,469.88
Other Statutory Expenditures	640.00	Code Class # of Parcels % VAL'N		Taxes Receivable	221,716.44
CETA And Other Public Employment Programs		1 Vacant Land 156 4.01	1,373,400.00	Tax Title Liens	52,458.79
MUNICIPAL FUNCTIONS	153,645.00	2 Residential 278 61.17	20,945,700.00	Foreclosed Property	200.00
CAPITAL IMPROVEMENTS	6,500.00	3 Farm 199 28.32	9,697,000.00	Emergencies & Other Deferred Charges	2,700.00
DEBT SERVICE		4a Commercial 13 6.49	2,223,200.00	State and Federal Aid Receivable	
Principal Payments		4b Industrial		Other Receivables	264.00
Interest Payments		4c Apartments		Total	649,809.11
DEFERRED CHARGES	23,000.00	Total 646	34,239,300.00	LIABILITIES, RESERVES, AND SURPLUS	
SCHOOL, COUNTY, SPECIAL DISTRICT TAXES	861,993.79	Land Area 19.00 Sq. Miles		Cash Liabilities	124,067.73
RESERVE FOR UNCOLLECTED TAXES	205,744.00	Net Valuation Taxable-Municipal	34,631,848	Reserves for Receivables	274,639.23
EXPENDITURES	1,244,392.79	Net Valuation Taxable-County	38,008,708	Surplus Dec. 31, 1991	251,102.15
		State Equalized Valuation	34,883,633	Total	649,809.11
		State Equalization Ratio	99.27		

0807

Population 1980 5,404
 Population 1990 5,102
 S & P Rating
 Moody Rating A

General Tax Rate Per \$100.

3.53

State Equalized Tax Rate

2.18

GREENWICH TWP. - GLOUCESTER COUNTY
 Form of Government
 Small Municipality Plan C (OMCL 50)
 Number of Members - 5

PER CAPITA:

Gross Debt 1,062.32
 Net Debt 795.56
 Debt Service 100.64
 Total Tax Levy 2,255.41
 Municipal Expenditures 1,077.53

PER CENT:

Gross Debt 1.00
 Net Debt .75
 Tax Levy Collected 98.79
 Tax Levy Cancelled, Abated or Adjusted .01

EXPENDITURES		REVENUES-REALIZED		1991 PROPERTY TAX	
GENERAL GOVERNMENT				STATE EQUALIZED TAX RATE	
Governing Body & Public Boards	41,975.00	1991 Property Taxes Collected	11,387,557.06	Local District School Taxes	26 4,493,307.50
Municipal Clerk	46,880.00	1991 Payments in Lieu of Taxes		Regional & Consolidated School Tax	
Financial Administration	81,060.00	Delinquent Tax & Lien Collections	117,468.16	School Taxes in Municipal Budget	
Assessment of Taxes	570,801.53	Business Personalty Replacement Taxes	393,108.28	County Taxes	.72 3,738,650.59
Collection of Taxes	24,536.00	Taxes from Public Utilities	420,171.00	County Library Taxes	.03 149,057.46
Planning, Housing & Development	62,450.00	Other Miscellaneous Tax Revenues		Local Municipal Purpose Taxes	.56 2,935,167.00
Human Resources	95,424.00	State Aid Revenues	283,668.02	Veteran & Senior Citizen Taxes	90,250.00
Elections	3,050.00	Federal Aid Revenues		Total Taxes for Rate Computation	2.17 11,406,432.55
General Administration (other)	814,150.00	State and Local Fiscal Assistance Act Utilized		Special District Taxes	
JUDICIARY		Sale of Acquired Property		Bank Corp. Taxes	
Municipal Courts	46,113.02	Other Miscellaneous Revenues	1,120,304.93	Added and Omitted Taxes	190,930.36
PUBLIC SAFETY		Total	13,722,277.45	Total Taxes Levied - ABSTRACT	11,507,112.91
Fire Protection	128,240.00	Prior Years Surplus Appropriated	245,000.00	Total Taxes Billed	11,526,643.50
Police Protection	881,875.79	REVENUES TOTAL	13,967,277.45	1991 TAXES COLLECTED	11,387,557.06
Civil Defense & Disaster Control	4,750.00	Reserve For Uncollected Taxes	297,300.00	1991 Taxes Cancelled, Abated or Adjusted	1,537.92
Environmental Inspection & Control	52,140.00	CAPITAL OUTLAY TOTAL	3,857,435.79	Transfer to Tax Title Liens or Foreclosed	12,606.00
Other Public Safety				Balance Outstanding Dec. 31, 1991	124,942.52
PUBLIC WORKS				PRIOR YEARS TAXES OUTSTANDING	
Streets and Drainage	330,940.00	Public Enterprises	917,676.29	Balance January 1, 1991	117,184.72
Sewers and Sewage Processing	730,455.00	Recreation-Culture		Collected in 1991	99,718.59
Garbage and Trash Disposal	181,218.00	Public Works	2,700,695.06	Cancelled, Abated or Adjusted 1991	
Public Buildings and Grounds	58,700.00	Buildings and Grounds	239,064.44	Transfers to Tax Title Liens or Foreclosed	3,227.84
Other Public Works	50,500.00	Library and Education		Balance December 31, 1991	14,238.29
HEALTH and WELFARE		Conservation		TAX TITLE LIENS OUTSTANDING	
Health Services Except Environmental	16,739.00	All Other		Balance January 1, 1991	41,623.41
Welfare-Public Assistance	12,552.00	CAPITAL DEBT AUTHORIZED, DECEMBER 31, 1991		Transfer From Taxes	16,160.11
Hospital, Clinics, First Aid		ISSUED AND UNISSUED		Redeemed in 1991	17,749.57
Animal, Insect, & Rodent Control	1,300.00	School	45,000.00	Cancelled, Abated or Adjusted (1991)	
Other Welfare Services		Self-Liquidating	1,246,000.00	Transfers to Foreclosed Property	
RECREATION and CONSERVATION		Other	4,128,961.00	Balance December 31, 1991	40,033.95
Beaches and Boardwalks		Total	5,419,961.00	PROPERTY ACQUIRED BY DEED OR FORECLOSURE	
Parks, Playgrounds, Shade Trees	24,365.00	ISSUED AND OUTSTANDING		Balance January 1, 1991	10,070.00
Land Reclamation & Conservation	17,785.13	School	45,000.00	Transfers From Taxes or Liens	
Other Recreational Services	60,362.00	Self-Liquidating	1,115,000.00	Sale for Cash (1991)	
EDUCATION (excluding schools)		Other	4,001,000.00	Cancelled, Abated or Adjusted (1991)	
Libraries	54,340.00	Total	5,161,000.00	Balance December 31, 1991	10,070.00
Other Educational Services		EQUALIZED VALUATION BASIS		CURRENT FINANCES DECEMBER 31, 1991	
STATUTORY EXPENDITURES		FOR NET DEBT COMPUTATION	543,138,721	ASSETS	
Pensions & F. I. C. A.	240,700.00	REAL PROPERTY VALUATIONS		Cash Dec. 31, 1991	1,936,892.23
Employee Fringe Benefits		Code Class # of Parcels % VAL'N	ASSESSED VALUATION	Taxes Receivable	139,180.81
Other Statutory Expenditures	2,250.48	1 Vacant Land 242 2.16	6,914,300.00	Tax Title Liens	40,033.95
CETA And Other Public Employment Programs		2 Residential 1718 25.22	80,912,000.00	Foreclosed Property	10,070.00
MUNICIPAL FUNCTIONS TOTAL	4,635,651.95	3 Farm 63 .33	1,067,000.00	Emergencies & Other Deferred Charges	549,055.79
CAPITAL IMPROVEMENTS *MEMO*	195,000.00	4a Commercial 64 2.94	9,422,900.00	State and Federal Aid Receivable	
DEBT SERVICE		4b Industrial 14 69.27	222,199,900.00	Other Receivables	55,769.94
Principal Payments	205,000.00	4c Apartments 4 .09	272,700.00	Total	2,731,002.72
Interest Payments	303,432.50	Total 2105	320,789,800.00	LIABILITIES, RESERVES, AND SURPLUS	
DEFERRED CHARGES	51,145.00	Land Area 9.44 Sq. Miles		Cash Liabilities	1,414,677.29
SCHOOL, COUNTY, SPECIAL DISTRICT TAXES	8,381,015.55	Net Valuation Taxable-Municipal	321,125,018	Reserves for Receivables	245,054.70
RESERVE FOR UNCOLLECTED TAXES	297,300.00	Net Valuation Taxable-County	600,022,502	Surplus Dec. 31, 1991	1,071,270.73
EXPENDITURES TOTAL	13,873,595.00	State Equalized Valuation	519,832,250	Total	2,731,002.72
		State Equalization Ratio	61.75		

2107
Population 1980 1,738
Population 1990 1,899
S & P Rating
Moody Rating

General Tax Rate Per \$100. 1.78
State Equalized Tax Rate 1.73

GREENWICH TOWNSHIP - WARREN CO.
Form of Government
Township Committee
Number of Members - 3

PER CAPITA:
Gross Debt
Net Debt
Debt Service 8.30
Total Tax Levy 1,202.69
Municipal Expenditures 653.69
PER CENT:
Gross Debt
Net Debt
Tax Levy Collected 93.11
Tax Levy Cancelled, Abated or Adjusted .21

EXPENDITURES		REVENUES-REALIZED		1991 PROPERTY TAX	
GENERAL GOVERNMENT		1991 Property Taxes Collected		STATE EQUALIZED TAX RATE	
Governing Body & Public Boards			2,132,884.66	Local District School Taxes	1.05
Municipal Clerk		1991 Payments in Lieu of Taxes		Regional & Consolidated School Tax	1,376,738.00
Financial Administration	16,450.00	Delinquent Tax & Lien Collections	261,460.77	School Taxes in Municipal Budget	
Assessment of Taxes	16,049.33	Business Personalty Replacement Taxes	29,662.36	County Taxes	.63
Collection of Taxes	12,459.00	Taxes from Public Utilities	188,508.00	County Library Taxes	.05
Planning, Hausing & Development	321,795.98	Other Miscellaneous Tax Revenues		Local Municipal Purpose Taxes	
Human Resources	40,494.00	State Aid Revenues	385,425.01	Veteran & Senior Citizen Taxes	16,850.00
Elections		Federal Aid Revenues		Total Taxes for Rate Computation	1.73
General Administration (other)	161,800.00	State and Local Fiscal Assistance Act Utilized		Special District Taxes	2,277,328.82
JUDICIARY		Sale of Acquired Property		Bank Corp. Taxes	
Municipal Courts	28,513.00	Other Miscellaneous Revenues	270,393.02	Added and Omitted Taxes	23,422.60
PUBLIC SAFETY		Total	3,268,333.82	Total Taxes Levied - ABSTRACT	2,283,901.42
Fire Protection	30,557.32	Prior Years Surplus Appropriated	372,036.64	Total Taxes Billed	2,290,703.81
Police Protection	87,404.01	REVENUES TOTAL	3,640,370.46	1991 TAXES COLLECTED	2,132,884.66
Civil Defense & Disaster Control	3,000.00	Reserve For Uncollected Taxes	270,322.00	1991 Taxes Cancelled, Abated or Adjusted	4,775.00
Environmental Inspection & Control		CAPITAL OUTLAY TOTAL	77,310.29	Transfer to Tax Title Liens or Foreclosed	14,752.64
Other Public Safety				Balance Outstanding Dec. 31, 1991	138,291.51
PUBLIC WORKS				PRIOR YEARS TAXES OUTSTANDING	
Streets and Drainage	91,971.00	Public Enterprises		Balance January 1, 1991	325,660.73
Sewers and Sewage Processing	1,000.00	Recreation-Culture		Collected in 1991	237,822.62
Garbage and Trash Disposal	8,000.00	Public Works	56,985.00	Cancelled, Abated or Adjusted 1991	13,239.74
Public Buildings and Grounds	30,906.00	Buildings and Grounds	20,325.29	Transfers to Tax Title Liens or Foreclosed	5,597.81
Other Public Works	12,000.00	Library and Education		Balance December 31, 1991	69,000.56
HEALTH and WELFARE		Conservation		TAX TITLE LIENS OUTSTANDING	
Health Services Except Environmental	300.00	All Other		Balance January 1, 1991	32,171.22
Welfare-Public Assistance	1,779.00			Transfer From Taxes	21,068.05
Hospital, Clinics, First Aid				Redeemed in 1991	23,638.15
Animal, Insect, & Rodent Control	3,590.20			Cancelled, Abated or Adjusted (1991)	
Other Welfare Services				Transfers to Foreclosed Property	
RECREATION and CONSERVATION				Balance December 31, 1991	29,601.12
Beaches and Boardwalks				PROPERTY ACQUIRED BY DEED OR	
Parks, Playgrounds, Shade Trees	2,000.00			FORECLOSURE	
Land Reclamation & Conservation	1,050.00			Balance January 1, 1991	
Other Recreational Services	5,000.00			Transfers From Taxes or Liens	
EDUCATION (excluding schools)				Sale for Cash (1991)	
Libraries				Cancelled, Abated or Adjusted (1991)	
Other Educational Services	500.00			Balance December 31, 1991	
STATUTORY EXPENDITURES				CURRENT FINANCES DECEMBER 31, 1991	
Pensions & F. I. C. A.	27,443.00			ASSETS	
Employee Fringe Benefits	47,212.67			Cash Dec. 31, 1991	1,459,064.20
Other Statutory Expenditures	3,000.00			Taxes Receivable	207,292.07
CETA And Other Public Employment Programs				Tax Title Liens	29,601.12
MUNICIPAL FUNCTIONS TOTAL	954,275.01			Foreclosed Property	
CAPITAL IMPROVEMENTS *MEMO*	125,000.00			Emergencies & Other Deferred Charges	1,000.00
DEBT SERVICE				State and Federal Aid Receivable	300,000.00
Principal Payments	15,000.00			Other Receivables	2,829.81
Interest Payments	769.00			Total	1,999,787.20
DEFERRED CHARGES	1,000.00			LIABILITIES, RESERVES, AND SURPLUS	
SCHOOL, COUNTY, SPECIAL DISTRICT TAXES	2,260,478.82			Cash Liabilities	1,221,287.38
RESERVE FOR UNCOLLECTED TAXES	270,322.00			Reserves for Receivables	239,723.00
EXPENDITURES TOTAL	3,501,844.33			Surplus Dec. 31, 1991	538,776.82
				Total	1,999,787.20

0903
Population 1980 7,340
Population 1990 8,268
S & P Rating
Moody Rating AAA

General Tax Rate Per \$100.
3.77
State Equalized Tax Rate
2.21

GUTTENBERG TOWN - HUDSON COUNTY
Form of Government
Town Council
Number of Members - 6

PER CAPITA:
Gross Debt 894.65
Net Debt 875.30
Debt Service 51.00
Total Tax Levy 1,095.88
Municipal Expenditures 1,018.01

PER CENT:
Gross Debt 1.68
Net Debt 1.64
Tax Levy Collected 88.74
Tax Levy Cancelled, Abated or Adjusted .53

EXPENDITURES		REVENUES-REALIZED		1991 PROPERTY TAX	
GENERAL GOVERNMENT				STATE EQUALIZED TAX RATE $\frac{2.21}{1.68} = 1.3155$	
Governing Body & Public Boards		1991 Property Taxes Collected	4,244,326.77	Local District School Taxes	3,680,222.64
Municipal Clerk		1991 Payments in Lieu of Taxes		Regional & Consolidated School Tax	18,042.00
Financial Administration	157,200.00	Delinquent Tax & Lien Collections	750,000.00	School Taxes in Municipal Budget	
Assessment of Taxes	32,000.00	Business Personalty Replacement Taxes	104,817.34	County Taxes	2,086,965.29
Collection of Taxes	21,300.00	Taxes from Public Utilities	199,227.00	County Library Taxes	
Planning, Housing & Development	23,000.00	Other Miscellaneous Tax Revenues		Local Municipal Purpose Taxes	3,275,538.49
Human Resources	91,175.00	State Aid Revenues	822,659.29	Veteran & Senior Citizen Taxes	24,100.00
Elections	5,600.00	Federal Aid Revenues		Total Taxes for Rate Computation	9,084,868.42
General Administration (other)	707,430.00	State and Local Fiscal Assistance Act Utilized		Special District Taxes	
JUDICIARY		State and Local Fiscal Assistance Act Utilized		Bank Corp. Taxes	
Municipal Courts	95,200.00	Sale of Acquired Property		Added and Omitted Taxes	
PUBLIC SAFETY		Other Miscellaneous Revenues	2,251,556.23	Total Taxes Levied - ABSTRACT	9,060,768.42
Fire Protection	309,706.60	Total	8,372,586.63	Total Taxes Billed	4,782,809.64
Police Protection	1,238,928.91	Prior Years Surplus Appropriated	376,853.52	1991 TAXES COLLECTED	4,244,326.77
Civil Defense & Disaster Control	1,155.00	REVENUES TOTAL	8,749,440.15	1991 Taxes Cancelled, Abated or Adjusted	25,126.52
Environmental Inspection & Control	35,150.00	Reserve For Uncollected Taxes	1,016,507.39	Transfer to Tax Title Liens or Foreclosed	
Other Public Safety		CAPITAL OUTLAY TOTAL	175,060.76	Balance Outstanding Dec. 31, 1991	513,356.35
PUBLIC WORKS				PRIOR YEARS TAXES OUTSTANDING	
Streets and Drainage	571,285.55	Public Enterprises		Balance January 1, 1991	877,294.61
Sewers and Sewage Processing	1,957,312.54	Recreation-Culture		Collected in 1991	395,077.87
Garbage and Trash Disposal	602,000.00	Public Works	27,217.00	Cancelled, Abated or Adjusted 1991	
Public Buildings and Grounds	80,000.00	Buildings and Grounds	144,081.76	Transfers to Tax Title Liens or Foreclosed	
Other Public Works	18,900.00	Library and Education	3,762.00	Balance December 31, 1991	482,216.74
HEALTH and WELFARE		Conservation		TAX TITLE LIENS OUTSTANDING	
Health Services Except Environmental	73,250.00	All Other		Balance January 1, 1991	
Welfare-Public Assistance	61,000.00			Transfer From Taxes	
Hospital, Clinics, First Aid				Redeemed in 1991	
Animal, Insect, & Rodent Control				Cancelled, Abated or Adjusted (1991)	
Other Welfare Services				Transfers to Foreclosed Property	
RECREATION and CONSERVATION				Balance December 31, 1991	
Beaches and Boardwalks				PROPERTY ACQUIRED BY DEED OR FORECLOSURE	
Parks, Playgrounds, Shade Trees				Balance January 1, 1991	10,800.00
Land Reclamation & Conservation				Transfers From Taxes or Liens	
Other Recreational Services	98,080.00			Sale for Cash (1991)	
EDUCATION (excluding schools)				Cancelled, Abated or Adjusted (1991)	
Libraries	47,000.00			Balance December 31, 1991	10,800.00
Other Educational Services				CURRENT FINANCES DECEMBER 31, 1991	
STATUTORY EXPENDITURES				ASSETS	
Pensions & F.I.C.A.	285,000.00			Cash Dec. 31, 1991	698,668.43
Employee Fringe Benefits	455,700.00			Taxes Receivable	995,573.09
Other Statutory Expenditures				Tax Title Liens	
CETA And Other Public Employment Programs				Foreclosed Property	10,800.00
MUNICIPAL FUNCTIONS				Emergencies & Other Deferred Charges	1,400.52
CAPITAL IMPROVEMENTS *MEMO*	50,000.00			State and Federal Aid Receivable	170,463.58
DEBT SERVICE				Other Receivables	3,837,437.90
Principal Payments	110,000.00			Total	5,714,343.52
Interest Payments	311,634.50			LIABILITIES, RESERVES, AND SURPLUS	
TYPE I SCHL DEBT *MEMO	21,200.00			Cash Liabilities	4,271,962.36
DEFERRED CHARGES	11,400.52			Reserves for Receivables	1,043,810.99
SCHOOL, COUNTY, SPECIAL DISTRICT TAXES	5,785,229.93			Surplus Dec. 31, 1991	398,570.17
RESERVE FOR UNCOLLECTED TAXES	1,016,507.39			Total	5,714,343.52
EXPENDITURES TOTAL	14,202,145.94				

0223

Population 1980 36,039
 Population 1990 37,049
 S & P Rating AA-
 Moody Rating AA

General Tax Rate Per \$100. 2.34
 State Equalized Tax Rate 2.03

HACKENSACK CITY - BERGEN COUNTY
 Form of Government
 Council-Manager (1923)
 Number of Members - 5

PER CAPITA:
 Gross Debt 630.63
 Net Debt 367.90
 Debt Service 76.69
 Total Tax Levy 1,583.13
 Municipal Expenditures 1,054.36

PER CENT:
 Gross Debt .82
 Net Debt .48
 Tax Levy Collected 95.41
 Tax Levy Cancelled, Abated or Adjusted .16

EXPENDITURES		REVENUES-REALIZED		1991 PROPERTY TAX	
GENERAL GOVERNMENT				STATE EQUALIZED TAX RATE → .92	
Governing Body & Public Boards		1991 Property Taxes Collected	56,127,368.59	Local District School Taxes	26,569,923.50
Municipal Clerk		1991 Payments in Lieu of Taxes		Regional & Consolidated School Tax	
Financial Administration	253,250.00	Delinquent Tax & Lien Collections	1,718,336.76	School Taxes in Municipal Budget	.03 844,878.50
Assessment of Taxes	148,300.00	Business Personalty Replacement Taxes	1,404,865.00	County Taxes	.24 6,932,497.37
Collection of Taxes	158,350.00	Taxes from Public Utilities	2,334,344.00	County Library Taxes	
Planning, Housing & Development	62,200.00	Other Miscellaneous Tax Revenues		Local Municipal Purpose Taxes	.84 24,288,181.89
Human Resources	411,899.00	State Aid Revenues	4,797,236.96	Veteran & Senior Citizen Taxes	204,800.00
Elections	7,600.00	Federal Aid Revenues		Total Taxes for Rate Computation	2.03 58,840,281.26
General Administration (other)	2,444,152.79	State and Local Fiscal Assistance Act Utilized		Special District Taxes	
JUDICIARY		Sale of Acquired Property		Bank Corp. Taxes	
Municipal Courts	499,076.00	Other Miscellaneous Revenues	2,764,959.31	Added and Omitted Taxes	17,806.45
PUBLIC SAFETY		Total	69,147,110.62	Total Taxes Levied - ABSTRACT	58,653,287.71
Fire Protection	5,786,654.00	Prior Years Surplus Appropriated	3,525,000.00	Total Taxes Billed	58,829,963.12
Police Protection	6,536,053.02	REVENUES TOTAL	72,672,110.62	1991 TAXES COLLECTED	56,127,368.59
Civil Defense & Disaster Control	8,000.00	Reserve For Uncollected Taxes	3,548,879.03	1991 Taxes Cancelled, Abated or Adjusted	92,386.24
Environmental Inspection & Control	307,750.00	CAPITAL OUTLAY TOTAL	1,687,371.97	Transfer to Tax Title Liens or Foreclosed	18,008.64
Other Public Safety				Balance Outstanding Dec. 31, 1991	2,592,199.65
PUBLIC WORKS				PRIOR YEARS TAXES OUTSTANDING	
Streets and Drainage	931,750.00	Public Enterprises	8,458.37	Balance January 1, 1991	1,852,923.46
Sewers and Sewage Processing	3,835,817.13	Recreation-Culture	74,105.57	Collected in 1991	1,639,213.74
Garbage and Trash Disposal	3,088,378.00	Public Works	1,259,833.13	Cancelled, Abated or Adjusted 1991	51,116.56
Public Buildings and Grounds	570,200.00	Buildings and Grounds	343,908.15	Transfers to Tax Title Liens or Foreclosed	4,522.33
Other Public Works	335,250.00	Library and Education	1,066.75	Balance December 31, 1991	158,070.83
HEALTH and WELFARE		Conservation		TAX TITLE LIENS OUTSTANDING	
Health Services Except Environmental	315,674.00	All Other		Balance January 1, 1991	113,340.48
Welfare-Public Assistance	132,950.00	CAPITAL DEBT AUTHORIZED, DECEMBER 31, 1991		Transfer From Taxes	25,545.22
Hospital, Clinics, First Aid	52,000.00	ISSUED AND UNISSUED		Redeemed in 1991	79,123.02
Animal, Insect, & Rodent Control	37,100.00	School	5,034,000.00	Cancelled, Abated or Adjusted (1991)	
Other Welfare Services		Self-Liquidating	4,370,000.00	Transfers to Foreclosed Property	
RECREATION and CONSERVATION		Other	13,960,118	Balance December 31, 1991	59,762.68
Beaches and Boardwalks		Total	23,364,118	PROPERTY ACQUIRED BY DEED OR FORECLOSURE	
Parks, Playgrounds, Shade Trees	399,300.00			Balance January 1, 1991	550,800.00
Land Reclamation & Conservation	275,997.10	ISSUED AND OUTSTANDING		Transfers From Taxes or Liens	
Other Recreational Services	251,000.00	School	5,034,000.00	Sale for Cash (1991)	
EDUCATION (excluding schools)		Self-Liquidating	3,770,000.00	Cancelled, Abated or Adjusted (1991)	
Libraries	1,175,000.00	Other	10,534,000.00	Balance December 31, 1991	550,800.00
Other Educational Services		Total	19,338,000.00	CURRENT FINANCES DECEMBER 31, 1991	
STATUTORY EXPENDITURES		EQUALIZED VALUATION BASIS		ASSETS	
Pensions & F. L. C. A.	2,460,392.00	FOR NET DEBT COMPUTATION	2,843,020,893	Cash Dec. 31, 1991	12,046,340.00
Employee Fringe Benefits	2,052,233.00	REAL PROPERTY VALUATIONS		Taxes Receivable	2,750,270.48
Other Statutory Expenditures		Code Class # of Parcels % VAL'N ASSESSED VALUATION		Tax Title Liens	59,762.68
CETA And Other Public Employment Programs		1 Vacant Land 343 1.32	32,836,300.00	Foreclosed Property	550,800.00
MUNICIPAL FUNCTIONS TOTAL	32,536,326.04	2 Residential 7615 45.61	1,135,102,600.00	Emergencies & Other Deferred Charges	
CAPITAL IMPROVEMENTS *MEMO*	200,000.00	3 Farm		State and Federal Aid Receivable	180,084.20
DEBT SERVICE		4a Commercial 1030 28.51	709,499,500.00	Other Receivables	161,204.80
Principal Payments	2,153,000.00	4b Industrial 250 7.77	193,347,100.00	Total	15,748,462.16
Interest Payments	683,127.34	4c Apartments 207 16.79	417,733,800.00	LIABILITIES, RESERVES, AND SURPLUS	
TYPE I SCHL DEBT *MEMO*	844,545.16	Total	2,488,519,300.00	Cash Liabilities	6,170,754.09
DEFERRED CHARGES	136,577.76	Land Area 4.00 Sq. Miles		Reserves for Receivables	3,522,037.96
SCHOOL, COUNTY, SPECIAL DISTRICT TAXES	34,347,299.37	Net Valuation Taxable-Municipal	2,513,340,029	Surplus Dec. 31, 1991	6,055,670.11
RESERVE FOR UNCOLLECTED TAXES	3,548,879.03	Net Valuation Taxable-County	2,951,554,702	Total	15,748,462.16
EXPENDITURES TOTAL	73,410,210.04	State Equalized Valuation	2,897,072,922		
		State Equalization Ratio	86.64		

2108

Population 1980 8,850
 Population 1990 8,120
 S & P Rating
 Moody Rating A

General Tax Rate Per \$100.

State Equalized Tax Rate

2.42

2.02

HACKETTSTOWN TOWN - WARREN CO.
 Form of Government
 Special Charter (P.L. 1970 c. 206)
 Number of Members - 6

PER CAPITA:

Gross Debt 166.73
 Net Debt 101.02
 Debt Service 16.14
 Total Tax Levy 1,178.63
 Municipal Expenditures 519.10

PER CENT:

Gross Debt .28
 Net Debt .17
 Tax Levy Collected 95.05
 Tax Levy Cancelled, Abated or Adjusted .39

EXPENDITURES		REVENUES-REALIZED		1991 PROPERTY TAX	
GENERAL GOVERNMENT				STATE EQUALIZED TAX RATE	
Governing Body & Public Boards		1991 Property Taxes Collected	9,133,043.73	Local District School Taxes	1.08
Municipal Clerk		1991 Payments in Lieu of Taxes		Regional & Consolidated School Tax	
Financial Administration	71,599.00	Delinquent Tax & Lien Collections	481,288.60	School Taxes in Municipal Budget	
Assessment of Taxes	37,000.00	Business Personalty Replacement Taxes	211,688.88	County Taxes	.64
Collection of Taxes	31,340.00	Taxes from Public Utilities	412,683.00	County Library Taxes	
Planning, Housing & Development	38,000.00	Other Miscellaneous Tax Revenues		Local Municipal Purpose Taxes	.28
Human Resources	63,474.00	State Aid Revenues	422,059.28	Veteran & Senior Citizen Taxes	
Elections		Federal Aid Revenues		Total Taxes for Rate Computation	2.00
General Administration (other)	405,012.90	State and Local Fiscal Assistance Act Utilized		Special District Taxes	
JUDICIARY		Sale of Acquired Property		Bank Corp. Taxes	
Municipal Courts	60,800.00	Other Miscellaneous Revenues	629,394.21	Added and Omitted Taxes	
PUBLIC SAFETY		Total	11,290,157.70	Total Taxes Levied - ABSTRACT	9,570,485.93
Fire Protection	76,117.00	Prior Years Surplus Appropriated	954,478.00	Total Taxes Billed	9,608,222.74
Police Protection	955,417.66	REVENUES TOTAL	12,244,635.70	1991 TAXES COLLECTED	9,133,043.73
Civil Defense & Disaster Control	2,500.00	Reserve For Uncollected Taxes	698,540.19	1991 Taxes Cancelled, Abated or Adjusted	37,145.24
Environmental Inspection & Control	80,434.88	CAPITAL OUTLAY TOTAL	80,374.35	Transfer to Tax Title Liens or Foreclosed	60.50
Other Public Safety				Balance Outstanding Dec. 31, 1991	437,973.27
PUBLIC WORKS				PRIOR YEARS TAXES OUTSTANDING	
Streets and Drainage	375,500.00	Public Enterprises		Balance January 1, 1991	527,981.58
Sewers and Sewage Processing		Recreation—Culture		Collected in 1991	481,288.60
Garbage and Trash Disposal	18,900.00	Public Works		Cancelled, Abated or Adjusted 1991	560.51
Public Buildings and Grounds	142,500.00	Buildings and Grounds	80,374.35	Transfers to Tax Title Liens or Foreclosed	
Other Public Works		Library and Education		Balance December 31, 1991	46,132.47
HEALTH and WELFARE		Conservation		TAX TITLE LIENS OUTSTANDING	
Health Services Except Environmental	4,900.00	All Other		Balance January 1, 1991	380.85
Welfare—Public Assistance	4,200.00	CAPITAL DEBT AUTHORIZED, DECEMBER 31, 1991		Transfer From Taxes	60.50
Hospital, Clinics, First Aid		ISSUED AND UNISSUED		Redeemed in 1991	
Animal, Insect, & Rodent Control		School	533,610	Cancelled, Abated or Adjusted (1991)	
Other Welfare Services		Self-Liquidating		Transfers to Foreclosed Property	
RECREATION and CONSERVATION		Other	820,250	Balance December 31, 1991	441.35
Beaches and Boardwalks		Total	1,353,860	PROPERTY ACQUIRED BY DEED OR FORECLOSURE	
Parks, Playgrounds, Shade Trees	28,300.00	ISSUED AND OUTSTANDING		Balance January 1, 1991	10,800.00
Land Reclamation & Conservation	89,400.00	School	533,610.00	Transfers From Taxes or Liens	
Other Recreational Services	156,723.33	Self-Liquidating		Sale for Cash (1991)	
EDUCATION (excluding schools)		Other	670,250.00	Cancelled, Abated or Adjusted (1991)	
Libraries	169,914.00	Total	1,203,860.00	Balance December 31, 1991	10,800.00
Other Educational Services		EQUALIZED VALUATION BASIS		CURRENT FINANCES DECEMBER 31, 1991	
STATUTORY EXPENDITURES		FOR NET DEBT COMPUTATION	477,940,562	ASSETS	
Pensions & F. L. C. A.	275,049.26	REAL PROPERTY VALUATIONS		Cash Dec. 31, 1991	2,903,183.53
Employee Fringe Benefits	284,914.89	Code Class # of Parcels % VALN		Taxes Receivable	484,105.74
Other Statutory Expenditures		1 Vacant Land 153 3.35	13,054,700.00	Tax Title Liens	441.35
CETA And Other Public Employment Programs		2 Residential 1966 61.75	240,329,100.00	Foreclosed Property	10,800.00
MUNICIPAL FUNCTIONS TOTAL	3,372,496.92	3 Farm 4 .04	155,800.00	Emergencies & Other Deferred Charges	26,702.62
CAPITAL IMPROVEMENTS *MEMO*	41,000.00	4a Commercial 287 19.57	76,154,800.00	State and Federal Aid Receivable	75,681.77
DEBT SERVICE		4b Industrial 24 9.93	38,634,000.00	Other Receivables	10,143.66
Principal Payments	99,000.00	4c Apartments 27 5.37	20,885,000.00	Total	3,511,058.67
Interest Payments	32,026.74	Total	389,213,400.00	LIABILITIES, RESERVES, AND SURPLUS	
DEFERRED CHARGES	13,000.00	Land Area 3.60 Sq. Miles		Cash Liabilities	1,629,722.51
SCHOOL, COUNTY, SPECIAL DISTRICT TAXES	8,166,011.02	Net Valuation Taxable-Municipal	394,569,545	Reserves for Receivables	503,757.12
RESERVE FOR UNCOLLECTED TAXES	698,540.19	Net Valuation Taxable-County	515,562,216	Surplus Dec. 31, 1991	1,377,579.04
EXPENDITURES TOTAL	12,381,074.87	State Equalized Valuation	472,711,332	Total	3,511,058.67
		State Equalization Ratio	93.28		

0416
Population 1980 15,375
Population 1990 14,837
S & P Rating
Moody Rating A

General Tax Rate Per \$100. 6.83
State Equalized Tax Rate 2.53

HADDON TOWNSHIP - CAMDEN COUNTY
Form of Government
Commission (1911)
Number of Members - 3

PER CAPITA:
Gross Debt 750.43
Net Debt 398.27
Debt Service 50.23
Total Tax Levy 1,108.36
Municipal Expenditures 390.65
PER CENT:
Gross Debt 1.81
Net Debt .96
Tax Levy Collected 97.45
Tax Levy Cancelled, Abated or Adjusted .07

EXPENDITURES		REVENUES-REALIZED		1991 PROPERTY TAX	
GENERAL GOVERNMENT		1991 Property Taxes Collected		STATE EQUALIZED TAX RATE 2.53	
Governing Body & Public Boards		1991 Payments in Lieu of Taxes	16,033,972.29	Local District School Taxes	1.21 7,659,278.00
Municipal Clerk		Delinquent Tax & Lien Collections	384,361.88	Regional & Consolidated School Tax	
Financial Administration		Business Personalty Replacement Taxes	111,167.76	School Taxes in Municipal Budget	
Assessment of Taxes	31,197.13	Taxes from Public Utilities	765,343.00	County Taxes	.85 5,410,065.53
Collection of Taxes	63,625.00	Other Miscellaneous Tax Revenues		County Library Taxes	.03 164,212.56
Planning, Housing & Development	37,085.56	State Aid Revenues	842,265.02	Local Municipal Purpose Taxes	.44 2,786,025.00
Human Resources	109,623.21	Federal Aid Revenues		Veteran & Senior Citizen Taxes	
Elections	23,763.66	State and Local Fiscal Assistance Act Utilized		Total Taxes for Rote Computation	2.53 16,228,231.09
General Administration (other)	549,391.58	Sale of Acquired Property		Special District Taxes	
JUDICIARY		Other Miscellaneous Revenues	747,735.29	Bank Corp. Taxes	
Municipal Courts	82,368.07	Prior Years Surplus Appropriated	540,000.00	Added and Omitted Taxes	52,092.18
PUBLIC SAFETY		REVENUES TOTAL	19,424,895.24	Total Taxes Levied - ABSTRACT	16,444,665.27
Fire Protection	48,507.00	Reserve For Uncollected Taxes	567,581.69	Total Taxes Billed	16,453,609.91
Police Protection	1,270,082.98	CAPITAL OUTLAY TOTAL	1,001,157.73	1991 TAXES COLLECTED	16,033,972.29
Civil Defense & Disaster Control	3,191.83	Public Enterprises	420,358.77	1991 Taxes Cancelled, Abated or Adjusted	12,069.60
Environmental Inspection & Control	97,524.98	Recreation-Culture		Transfer to Tax Title Liens or Foreclosed	4,794.29
Other Public Safety		Public Works	14,794.48	Balance Outstanding Dec. 31, 1991	402,773.73
PUBLIC WORKS		Buildings and Grounds	566,004.48	PRIOR YEARS TAXES OUTSTANDING	
Streets and Drainage	456,542.78	Library and Education		Balance January 1, 1991	404,025.02
Sewers and Sewage Processing		Conservation		Collected in 1991	384,223.96
Garbage and Trash Disposal	883,476.24	All Other		Cancelled, Abated or Adjusted 1991	4,246.64
Public Buildings and Grounds	72,187.51	CAPITAL DEBT AUTHORIZED, DECEMBER 31, 1991		Transfers to Tax Title Liens or Foreclosed	7,855.33
Other Public Works	56,497.41	ISSUED AND UNISSUED		Balance December 31, 1991	7,699.09
HEALTH and WELFARE		School	4,928,333	TAX TITLE LIENS OUTSTANDING	
Health Services Except Environmental	3,035.32	Self-Liquidating	2,663,795	Balance January 1, 1991	14,203.28
Welfare-Public Assistance	20,250.00	Other	3,662,005	Transfer From Taxes	13,109.67
Hospital, Clinics, First Aid		Total	11,134,133	Redeemed in 1991	137.92
Animal, Insect, & Rodent Control		ISSUED AND OUTSTANDING		Cancelled, Abated or Adjusted (1991)	
Other Welfare Services		School	1,788,000.00	Transfers to Foreclosed Property	
RECREATION and CONSERVATION		Self-Liquidating	2,530,000.00	Balance December 31, 1991	27,175.03
Beaches and Boardwalks		Other	3,318,000.00	PROPERTY ACQUIRED BY DEED OR	
Parks, Playgrounds, Shade Trees	6,100.00	Total	7,636,000.00	FORECLOSURE	
Land Reclamation & Conservation	28,000.00	EQUALIZED VALUATION BASIS		Balance January 1, 1991	39,160.00
Other Recreational Services	73,762.87	FOR NET DEBT COMPUTATION	616,070,628	Transfers From Taxes or Liens	
EDUCATION (excluding schools)		REAL PROPERTY VALUATIONS		Sale for Cash (1991)	
Libraries	6,600.00	Code Class # of Parcels % VAL'N ASSESSED VALUATION		Cancelled, Abated or Adjusted (1991)	
Other Educational Services	49,490.94	1 Vacant Land 218 .83 1,941,150.00		Balance December 31, 1991	39,160.00
STATUTORY EXPENDITURES		2 Residential 4659 79.04 184,858,250.00		CURRENT FINANCES DECEMBER 31, 1991	
Pensions & F. I. C. A.	300,635.91	3 Farm 33 14.33 33,526,750.00		ASSETS	
Employee Fringe Benefits	210,356.40	4a Commercial 26 .90 2,111,450.00		Cash Dec. 31, 1991	1,420,216.36
Other Statutory Expenditures		4b Industrial 16 4.39 11,447,600.00		Taxes Receivable	410,472.82
CETA And Other Public Employment Programs		Total 5201 233,885,200.00		Tax Title Liens	27,175.03
MUNICIPAL FUNCTIONS TOTAL	4,483,296.38	Land Area 2.69 Sq. Miles		Foreclosed Property	39,160.00
CAPITAL IMPROVEMENTS *MEMO*	50,000.00	Net Valuation Taxable-Municipal	234,513,864	Emergencies & Other Deferred Charges	
DEBT SERVICE		Net Valuation Taxable-County	639,322,803	State and Federal Aid Receivable	32,718.84
Principal Payments	495,000.00	State Equalized Valuation	632,921,716	Other Receivables	15,083.69
Interest Payments	250,259.93	State Equalization Ratio	36.99	Total	1,944,826.74
DEFERRED CHARGES				LIABILITIES, RESERVES, AND SURPLUS	
SCHOOL, COUNTY, SPECIAL DISTRICT TAXES	13,606,548.09			Cash Liabilities	587,522.94
RESERVE FOR UNCOLLECTED TAXES	567,581.69			Reserves for Receivables	491,891.54
EXPENDITURES TOTAL	19,402,686.09			Surplus Dec. 31, 1991	865,412.26
				Total	1,944,826.74

0418

Population 1980 8,361
 Population 1990 7,860
 S & P Rating
 Moody Rating A1

General Tax Rate Per \$100.

4.15

State Equalized Tax Rate

2.56

HADDON HEIGHTS BORO. - CAMDEN CO.
 Form of Government
 Borough Council
 Number of Members - 6

PER CAPITA:

Gross Debt 592.41
 Net Debt 418.74
 Debt Service 58.06
 Total Tax Levy 1,228.42
 Municipal Expenditures 506.34

PER CENT:

Gross Debt 1.29
 Net Debt .91
 Tax Levy Collected 97.20
 Tax Levy Cancelled, Abated or Adjusted .60

EXPENDITURES		REVENUES-REALIZED		1991 PROPERTY TAX	
GENERAL GOVERNMENT		1991 Property Taxes Collected		STATE EQUALIZED TAX RATE	
Governing Body & Public Boards	8,712.00	1991 Payments in Lieu of Taxes		Local District School Taxes	1.16
Municipal Clerk		Delinquent Tax & Lien Collections		Regional & Consolidated School Tax	4,326,297.50
Financial Administration	47,250.00	Business Personalty Replacement Taxes		School Taxes in Municipal Budget	
Assessment of Taxes	22,678.00	Taxes from Public Utilities		County Taxes	.86
Collection of Taxes	38,248.00	Other Miscellaneous Tax Revenues		County Library Taxes	3,209,961.23
Planning, Housing & Development	27,701.00	State Aid Revenues		Local Municipal Purpose Taxes	.54
Human Resources	81,651.00	Federal Aid Revenues		Veteran & Senior Citizen Taxes	114,550.00
Elections		State and Local Fiscal Assistance Act Utilized		Total Taxes for Rate Computation	2.56
General Administration (other)	340,328.00	Sale of Acquired Property		Special District Taxes	9,670,758.73
JUDICIARY		Other Miscellaneous Revenues		Bank Corp. Taxes	
Municipal Courts	57,965.00	Total		Added and Omitted Taxes	99,204.00
PUBLIC SAFETY		Prior Years Surplus Appropriated		Total Taxes Levied - ABSTRACT	9,655,412.73
Fire Protection	137,101.00	REVENUES TOTAL		Total Taxes Billed	9,659,596.00
Police Protection	804,130.00	Reserve For Uncollected Taxes		1991 TAXES COLLECTED	9,388,874.00
Civil Defense & Disaster Control	3,110.00	CAPITAL OUTLAY TOTAL		1991 Taxes Cancelled, Abated or Adjusted	57,542.00
Environmental Inspection & Control	19,581.00	Public Enterprises		Transfer to Tax Title Liens or Foreclosed	9,215.00
Other Public Safety		Recreation-Culture		Balance Outstanding Dec. 31, 1991	203,965.00
PUBLIC WORKS		Public Works		PRIOR YEARS TAXES OUTSTANDING	
Streets and Drainage	57,035.00	Buildings and Grounds		Balance January 1, 1991	153,973.00
Sewers and Sewage Processing	5,168.00	Library and Education		Collected in 1991	152,911.00
Garbage and Trash Disposal	443,100.00	Conservation		Cancelled, Abated or Adjusted 1991	
Public Buildings and Grounds	56,955.00	All Other		Transfers to Tax Title Liens or Foreclosed	
Other Public Works	538,548.00	CAPITAL DEBT AUTHORIZED, DECEMBER 31, 1991		Balance December 31, 1991	1,062.00
HEALTH and WELFARE		ISSUED AND UNISSUED		TAX TITLE LIENS OUTSTANDING	
Health Services Except Environmental	1,553.00	GROSS DEBT		Balance January 1, 1991	25,667.00
Welfare-Public Assistance	3,301.00	NET DEBT		Transfer From Taxes	9,215.00
Hospital, Clinics, First Aid		School		Redeemed in 1991	
Animal, Insect, & Rodent Control		Self-Liquidating		Cancelled, Abated or Adjusted (1991)	
Other Welfare Services		Other		Transfers to Foreclosed Property	
RECREATION and CONSERVATION		Total		Balance December 31, 1991	34,882.00
Beaches and Boardwalks		ISSUED AND OUTSTANDING		PROPERTY ACQUIRED BY DEED OR FORECLOSURE	
Parks, Playgrounds, Shade Trees	9,000.00	School		Balance January 1, 1991	28,250.00
Land Reclamation & Conservation	5,960.00	Self-Liquidating		Transfers From Taxes or Liens	
Other Recreational Services	3,000.00	Other		Sale for Cash (1991)	
EDUCATION (excluding schools)		Total		Cancelled, Abated or Adjusted (1991)	
Libraries	125,207.00	EQUALIZED VALUATION BASIS		Balance December 31, 1991	28,250.00
Other Educational Services	5,673.00	FOR NET DEBT COMPUTATION		CURRENT FINANCES DECEMBER 31, 1991	
STATUTORY EXPENDITURES		REAL PROPERTY VALUATIONS		ASSETS	
Pensions & F. I. C. A.	257,130.00	Code Class # of Parcels % VAL'N		Cash Dec. 31, 1991	1,044,171.00
Employee Fringe Benefits	223,098.00	1 Vacant Land 43 .28		Taxes Receivable	205,027.00
Other Statutory Expenditures	100.00	2 Residential 2546 88.25		Tox Title Liens	34,882.00
CETA And Other Public Employment Programs		3 Farm		Foreclosed Property	28,250.00
MUNICIPAL FUNCTIONS TOTAL	3,323,283.00	4a Commercial 100 9.97		Emergencies & Other Deferred Charges	503.00
CAPITAL IMPROVEMENTS *MEMO*	15,000.00	4b Industrial 4 .21		State and Federal Aid Receivable	4,593.00
DEBT SERVICE		4c Apartments 12 1.29		Other Receivables	24,650.00
Principal Payments	260,000.00	Total 2795		Total	1,342,076.00
Interest Payments	196,377.00	Land Area 1.58 Sq. Miles		LIABILITIES, RESERVES, AND SURPLUS	
DEFERRED CHARGES	17,527.00	Net Valuation Taxable-Municipal		Cash Liabilities	433,047.00
SCHOOL, COUNTY, SPECIAL DISTRICT TAXES	7,536,258.73	Net Valuation Taxable-County		Reserves for Receivables	292,809.00
RESERVE FOR UNCOLLECTED TAXES	182,682.00	State Equalized Valuation		Surplus Dec. 31, 1991	616,220.00
EXPENDITURES TOTAL	11,516,127.73	State Equalization Ratio		Total	1,342,076.00

0417
Population 1980 12,337
Population 1990 11,628
S & P Rating
Moody Rating

General Tax Rate Per \$100.

4.74

State Equalized Tax Rate

2.27

HADDONFIELD BORO. - CAMDEN COUNTY
Form of Government
Commission (1911)
Number of Members - 3

PER CAPITA:

Gross Debt 932.56
Net Debt 207.39
Debt Service 30.38
Total Tax Levy 1,841.49
Municipal Expenditures 565.39

PER CENT:

Gross Debt 1.20
Net Debt .27
Tax Levy Collected 97.37
Tax Levy Cancelled, Abated or Adjusted .32

EXPENDITURES		REVENUES-REALIZED		1991 PROPERTY TAX	
GENERAL GOVERNMENT		1991 Property Taxes Collected		STATE EQUALIZED TAX RATE	
Governing Body & Public Boards			20,940,300.18	Local District School Taxes	1.24
Municipal Clerk				Regional & Consolidated School Tax	
Financial Administration	40,000.00	1991 Payments in Lieu of Taxes		School Taxes in Municipal Budget	
Assessment of Taxes	28,432.28	Delinquent Tax & Lien Collections	459,575.69	County Taxes	.85
Collection of Taxes	48,633.50	Business Personalty Replacement Taxes	109,677.92	County Library Taxes	
Planning, Housing & Development	37,225.51	Taxes from Public Utilities	702,875.00	Local Municipal Purpose Taxes	.18
Human Resources	76,811.86	Other Miscellaneous Tax Revenues		Veteran & Senior Citizen Taxes	
Elections	7,805.22	State Aid Revenues	636,869.21	Total Taxes for Rate Computation	2.27
General Administration (other)	497,131.12	Federal Aid Revenues		Special District Taxes	
JUDICIARY		State and Local Fiscal Assistance Act Utilized		Bank Corp. Taxes	
Municipal Courts	68,142.34	Sale of Acquired Property		Added and Omitted Taxes	103,446.56
PUBLIC SAFETY		Other Miscellaneous Revenues	1,366,521.16	Total Taxes Levied - ABSTRACT	21,412,895.01
Fire Protection	322,212.69	Total	24,215,819.16	Total Taxes Billed	21,506,945.01
Police Protection	1,331,707.47	Prior Years Surplus Appropriated	2,882,207.00	1991 TAXES COLLECTED	20,940,300.18
Civil Defense & Disaster Control	399.44	REVENUES TOTAL	27,098,026.16	1991 Taxes Cancelled, Abated or Adjusted	68,171.14
Environmental Inspection & Control	76,490.18	Reserve For Uncollected Taxes	703,430.24	Transfer to Tax Title Liens or Foreclosed	186.90
Other Public Safety		CAPITAL OUTLAY TOTAL	509,837.71	Balance Outstanding Dec. 31, 1991	498,286.79
PUBLIC WORKS				PRIOR YEARS TAXES OUTSTANDING	
Streets and Drainage	345,712.16	Public Enterprises	94,976.12	Balance January 1, 1991	467,281.87
Sewers and Sewage Processing	300.00	Recreation-Culture	10,367.13	Collected in 1991	415,631.83
Garbage and Trash Disposal	880,583.73	Public Works	118,567.43	Cancelled, Abated or Adjusted 1991	
Public Buildings and Grounds	289,331.08	Buildings and Grounds	285,927.03	Transfers to Tax Title Liens or Foreclosed	
Other Public Works		Library and Education		Balance December 31, 1991	51,650.04
HEALTH and WELFARE		Conservation		TAX TITLE LIENS OUTSTANDING	
Health Services Except Environmental	52,888.97	All Other		Balance January 1, 1991	46,958.85
Welfare-Public Assistance	2,997.45	CAPITAL DEBT AUTHORIZED, DECEMBER 31, 1991		Transfer From Taxes	186.90
Hospital, Clinics, First Aid		ISSUED AND UNISSUED		Redeemed in 1991	43,943.86
Animal, Insect, & Rodent Control		School	7,229,000.00	Cancelled, Abated or Adjusted (1991)	
Other Welfare Services		Self-Liquidating	1,203,225.00	Transfers to Foreclosed Property	
RECREATION and CONSERVATION		Other	2,411,559.00	Balance December 31, 1991	3,201.89
Beaches and Boardwalks		Total	10,843,784.00	PROPERTY ACQUIRED BY DEED OR FORECLOSURE	
Parks, Playgrounds, Shade Trees	121,645.38	ISSUED AND OUTSTANDING		Balance January 1, 1991	24,300.00
Land Reclamation & Conservation	249.78	School	7,229,000.00	Transfers From Taxes or Liens	
Other Recreational Services	51,412.28	Self-Liquidating	1,203,225.00	Sale for Cash (1991)	
EDUCATION (excluding schools)		Other	1,380,809.80	Cancelled, Abated or Adjusted (1991)	
Libraries	384,448.00	Total	9,813,034.80	Balance December 31, 1991	24,300.00
Other Educational Services	4,500.00	EQUALIZED VALUATION BASIS		CURRENT FINANCES DECEMBER 31, 1991	
STATUTORY EXPENDITURES		FOR NET DEBT COMPUTATION	902,955,022	ASSETS	
Pensions & F. I. C. A.	435,376.78	REAL PROPERTY VALUATIONS		Cash Dec. 31, 1991	5,993,766.27
Employee Fringe Benefits	413,142.24	Code Class # of Parcels % VAL'N		Taxes Receivable	549,936.83
Other Statutory Expenditures		1 Vacant Land 87 .44	1,963,300.00	Tax Title Liens	3,201.89
CETA And Other Public Employment Programs		2 Residential 4034 86.26	382,043,300.00	Foreclosed Property	24,300.00
MUNICIPAL FUNCTIONS TOTAL	5,517,629.44	3 Farm		Emergencies & Other Deferred Charges	
CAPITAL IMPROVEMENTS *MEMO*	100,000.00	4a Commercial 268 12.54	55,535,100.00	State and Federal Aid Receivable	183,056.87
DEBT SERVICE		4b Industrial		Other Receivables	3,011,038.66
Principal Payments	284,110.73	4c Apartments 11 .76	3,357,700.00	Total	9,765,300.52
Interest Payments	69,200.34	Total 4400	442,899,400.00	LIABILITIES, RESERVES, AND SURPLUS	
DEFERRED CHARGES		Land Area 2.78 Sq. Miles		Cash Liabilities	2,697,864.95
SCHOOL, COUNTY, SPECIAL DISTRICT TAXES	19,625,116.45	Net Valuation Taxable-Municipal	449,747,706	Reserves for Receivables	3,755,691.59
RESERVE FOR UNCOLLECTED TAXES	703,430.24	Net Valuation Taxable-County	940,867,033	Surplus Dec. 31, 1991	3,311,743.98
EXPENDITURES TOTAL	26,199,437.24	State Equalized Valuation	933,028,565	Total	9,765,300.52
		State Equalization Ratio	47.92		

0316

Population 1980 3,236
 Population 1990 3,249
 S & P Rating
 Moody Rating

General Tax Rate Per \$100.

2.41

State Equalized Tax Rate

2.30

HAINESPORT TWP. - BURLINGTON CO.

Form of Government
 Township Committee
 Number of Members - 3

PER CAPITA:

Gross Debt 321.48
 Net Debt 202.26
 Debt Service 54.57
 Total Tax Levy 1,478.81
 Municipal Expenditures 615.73

PER CENT:

Gross Debt .56
 Net Debt .35
 Tax Levy Collected 90.38
 Tax Levy Cancelled, Abated or Adjusted 1.16

EXPENDITURES		REVENUES-REALIZED		1991 PROPERTY TAX	
GENERAL GOVERNMENT		1991 Property Taxes Collected		STATE EQUALIZED TAX RATE	
Governing Body & Public Boards			4,342,286.89	Local District School Taxes	.84
Municipal Clerk				Regional & Consolidated School Tax	.38
Financial Administration	63,500.00	1991 Payments in Lieu of Taxes		School Taxes in Municipal Budget	
Assessment of Taxes	15,800.00	Delinquent Tax & Lien Collections	370,385.39	County Taxes	.56
Collection of Taxes	35,900.00	Business Personality Replacement Taxes	54,573.28	County Library Taxes	.03
Planning, Housing & Development	24,444.00	Taxes from Public Utilities	283,692.00	Local Municipal Purpose Taxes	.48
Human Resources	6,151.00	Other Miscellaneous Tax Revenues		Veteran & Senior Citizen Taxes	
Elections	2,200.00	State Aid Revenues	146,818.17	Total Taxes for Rate Computation	2.29
General Administration (other)	308,860.00	Federal Aid Revenues		Special District Taxes	
JUDICIARY		State and Local Fiscal Assistance Act Utilized		Bank Corp. Taxes	
Municipal Courts	37,300.00	Sale of Acquired Property		Added and Omitted Taxes	188,205.32
PUBLIC SAFETY		Other Miscellaneous Revenues	383,243.94	Total Taxes Levied - ABSTRACT	4,804,637.46
Fire Protection	77,049.00	Total	5,580,999.67	Total Taxes Billed	4,804,637.46
Police Protection	185,500.00	Prior Years Surplus Appropriated		1991 TAXES COLLECTED	4,342,286.89
Civil Defense & Disaster Control	500.00	REVENUES TOTAL	5,580,999.67	1991 Taxes Cancelled, Abated or Adjusted	55,551.33
Environmental Inspection & Control	51,600.00	Reserve For Uncollected Taxes	411,569.00	Transfer to Tax Title Liens or Foreclosed	2,988.40
Other Public Safety		CAPITAL OUTLAY TOTAL	89,176.22	Balance Outstanding Dec. 31, 1991	403,810.84
PUBLIC WORKS				PRIOR YEARS TAXES OUTSTANDING	
Streets and Drainage	136,400.00	Public Enterprises		Balance January 1, 1991	365,487.75
Sewers and Sewage Processing	8,800.00	Recreation-Culture		Collected in 1991	352,403.97
Garbage and Trash Disposal	145,000.00	Public Works		Cancelled, Abated or Adjusted 1991	7,281.05
Public Buildings and Grounds	30,000.00	Buildings and Grounds	89,176.22	Transfers to Tax Title Liens or Foreclosed	
Other Public Works	22,000.00	Library and Education		Balance December 31, 1991	5,802.73
HEALTH and WELFARE		Conservation		TAX TITLE LIENS OUTSTANDING	
Health Services Except Environmental	25.00	All Other		Balance January 1, 1991	26,254.65
Welfare-Public Assistance	1,775.00	CAPITAL DEBT AUTHORIZED, DECEMBER 31, 1991		Transfer From Taxes	2,988.40
Hospital, Clinics, First Aid		ISSUED AND UNISSUED		Redeemed in 1991	17,981.42
Animal, Insect, & Rodent Control	9,000.00	SCHOOL	387,333	Cancelled, Abated or Adjusted (1991)	
Other Welfare Services		Self-Liquidating		Transfers to Foreclosed Property	
RECREATION and CONSERVATION		Other	657,147	Balance December 31, 1991	11,261.63
Beaches and Boardwalks		Total	1,044,480	PROPERTY ACQUIRED BY DEED OR FORECLOSURE	
Parks, Playgrounds, Shade Trees		ISSUED AND OUTSTANDING		Balance January 1, 1991	11,796.00
Land Reclamation & Conservation		School	387,333.18	Transfers From Taxes or Liens	
Other Recreational Services		Self-Liquidating		Sale for Cash (1991)	
EDUCATION (excluding schools)		Other	640,407.00	Cancelled, Abated or Adjusted (1991)	
Libraries		Total	1,027,740.18	Balance December 31, 1991	11,796.00
Other Educational Services		EQUALIZED VALUATION BASIS		CURRENT FINANCES DECEMBER 31, 1991	
STATUTORY EXPENDITURES		FOR NET DEBT COMPUTATION	187,865,358	ASSETS	
Pensions & F. L. C. A.	75,837.48	REAL PROPERTY VALUATIONS		Cash Dec. 31, 1991	1,186,702.16
Employee Fringe Benefits	80,000.00	Code Class # of Parcels % VAL'N		Taxes Receivable	409,613.57
Other Statutory Expenditures	62,000.00	1 Vacant Land 285 5.10	9,685,300.00	Tax Title Liens	11,261.63
CETA And Other Public Employment Programs		2 Residential 1095 64.65	122,903,900.00	Foreclosed Property	11,796.00
MUNICIPAL FUNCTIONS TOTAL	1,379,641.48	3 Farm 76 3.89	7,411,400.00	Emergencies & Other Deferred Charges	12,160.00
CAPITAL IMPROVEMENTS *MEMO*	25,000.00	4a Commercial 84 13.33	25,346,400.00	State and Federal Aid Receivable	
DEBT SERVICE		4b Industrial 31 13.02	24,745,200.00	Other Receivables	71,227.11
Principal Payments	125,000.00	4c Apartments		Total	1,702,760.47
Interest Payments	52,303.98	Total	190,092,200.00	LIABILITIES, RESERVES, AND SURPLUS	
DEFERRED CHARGES	32,005.38	Land Area 6.58 Sq. Miles		Cash Liabilities	418,960.26
SCHOOL, COUNTY, SPECIAL DISTRICT TAXES	3,645,831.14	Net Valuation Taxable-Municipal	191,591,395	Reserves for Receivables	503,898.31
RESERVE FOR UNCOLLECTED TAXES	411,569.00	Net Valuation Taxable-County	205,842,125	Surplus Dec. 31, 1991	779,901.90
EXPENDITURES TOTAL	5,646,350.98	State Equalized Valuation	200,778,155	Total	1,702,760.47
		State Equalization Ratio	95.39		

1603
Population 1980 6,607
Population 1990 6,951
S & P Rating
Moody Rating A

General Tax Rate Per \$100. 2.33
State Equalized Tax Rate 2.31

HALEDON BOROUGH - PASSAIC COUNTY
Form of Government
Borough Council
Number of Members - 6

PER CAPITA:
Gross Debt 436.33
Net Debt 358.03
Debt Service 33.19
Total Tax Levy 1,141.88
Municipal Expenditures 669.76

PER CENT:
Gross Debt .89
Net Debt .73
Tax Levy Collected 97.01
Tax Levy Cancelled, Abated or Adjusted .16

EXPENDITURES		REVENUES-REALIZED		1991 PROPERTY TAX	
GENERAL GOVERNMENT				STATE EQUALIZED TAX RATE	
Governing Body & Public Boards		1991 Property Taxes Collected	7,720,330.99	Local District School Taxes	.76 2,599,388.16
Municipal Clerk		1991 Payments in Lieu of Taxes		Regional & Consolidated School Tax	.41 1,408,801.93
Financial Administration	59,846.71	Delinquent Tax & Lien Collections	171,790.04	School Taxes in Municipal Budget	
Assessment of Taxes	17,351.16	Business Personalty Replacement Taxes	76,347.64	County Taxes	.47 1,596,574.93
Collection of Taxes	50,034.29	Taxes from Public Utilities	401,506.00	County Library Taxes	
Planning, Housing & Development	22,619.00	Other Miscellaneous Tax Revenues		Local Municipal Purpose Taxes	.68 2,318,700.00
Human Resources	80,127.00	State Aid Revenues	413,857.59	Veteran & Senior Citizen Taxes	
Elections	4,680.00	Federal Aid Revenues		Total Taxes for Rate Computation	2.32 7,988,965.02
General Administration (other)	508,266.00	State and Local Fiscal Assistance Act Utilized		Special District Taxes	
JUDICIARY		Sale of Acquired Property		Bank Corp. Taxes	
Municipal Courts	93,236.85	Other Miscellaneous Revenues	714,632.58	Added and Omitted Taxes	13,740.07
PUBLIC SAFETY		Total	9,498,464.84	Total Taxes Levied - ABSTRACT	7,937,205.09
Fire Protection	105,490.89	Prior Years Surplus Appropriated	850,000.00	Total Taxes Billed	7,958,570.62
Police Protection	869,244.03	REVENUES TOTAL	10,348,464.84	1991 TAXES COLLECTED	7,720,330.99
Civil Defense & Disaster Control	2,000.00	Reserve For Uncollected Taxes	495,978.32	1991 Taxes Cancelled, Abated or Adjusted	12,754.68
Environmental Inspection & Control	30,049.00			Transfer to Tax Title Liens or Foreclosed	86.21
Other Public Safety		CAPITAL OUTLAY	TOTAL	Balance Outstanding Dec. 31, 1991	225,398.74
PUBLIC WORKS			156,210.48	PRIOR YEARS TAXES OUTSTANDING	
Streets and Drainage	284,013.55	Public Enterprises	98,691.94	Balance January 1, 1991	171,790.04
Sewers and Sewage Processing	577,656.00	Recreation-Culture		Collected in 1991	171,790.04
Garbage and Trash Disposal	443,255.00	Public Works	55,205.98	Cancelled, Abated or Adjusted 1991	
Public Buildings and Grounds	144,019.00	Buildings and Grounds	2,312.56	Transfers to Tax Title Liens or Foreclosed	
Other Public Works	30,000.00	Library and Education		Balance December 31, 1991	
HEALTH and WELFARE		Conservation		TAX TITLE LIENS OUTSTANDING	
Health Services Except Environmental	22,211.00	All Other		Balance January 1, 1991	772.31
Welfare-Public Assistance	11,099.00			Transfer From Taxes	86.21
Hospital, Clinics, First Aid		CAPITAL DEBT AUTHORIZED, DECEMBER 31, 1991		Redeemed in 1991	
Animal, Insect, & Rodent Control		ISSUED AND UNISSUED	GROSS DEBT	Cancelled, Abated or Adjusted (1991)	
Other Welfare Services		School	544,245.50	Transfers to Foreclosed Property	
RECREATION and CONSERVATION		Self-Liquidating	1,076,670.42	Balance December 31, 1991	858.52
Beaches and Boardwalks		Other	1,412,000.00	PROPERTY ACQUIRED BY DEED OR	
Parks, Playgrounds, Shade Trees		Total	3,032,915.92	FORECLOSURE	
Land Reclamation & Conservation	6,657.67			Balance January 1, 1991	9,975.00
Other Recreational Services	27,508.00	ISSUED AND OUTSTANDING		Transfers From Taxes or Liens	
EDUCATION (excluding schools)		School	544,245.93	Sale for Cash (1991)	
Libraries	118,066.00	Self-Liquidating	1,076,670.42	Cancelled, Abated or Adjusted (1991)	
Other Educational Services		Other	1,203,000.00	Balance December 31, 1991	9,975.00
STATUTORY EXPENDITURES		Total	2,823,916.35	CURRENT FINANCES DECEMBER 31, 1991	
Pensions & F. I. C. A.	190,301.00	EQUALIZED VALUATION BASIS		ASSETS	
Employee Fringe Benefits	210,820.00	FOR NET DEBT COMPUTATION	340,195.951	Cash Dec. 31, 1991	2,182,377.74
Other Statutory Expenditures	12,000.00	REAL PROPERTY VALUATIONS		Taxes Receivable	225,398.74
CETA And Other Public Employment Programs		Code Class # of Parcels % VAL'N	ASSESSED VALUATION	Tax Title Liens	858.52
MUNICIPAL FUNCTIONS	TOTAL	1 Vacant Land 94 1.50	4,965,100.00	Foreclosed Property	9,975.00
CAPITAL IMPROVEMENTS	* MEMO *	2 Residential 1600 78.70	260,667,500.00	Emergencies & Other Deferred Charges	6,000.00
DEBT SERVICE		3 Farm		State and Federal Aid Receivable	8,046.00
Principal Payments	150,000.00	4a Commercial 126 10.87	36,012,700.00	Other Receivables	209,772.98
Interest Payments	80,682.00	4b Industrial 27 6.13	20,317,900.00	Total	2,642,428.98
		4c Apartments 10 2.90	9,272,200.00	LIABILITIES, RESERVES, AND SURPLUS	
		Total 1857	331,235,400.00	Cash Liabilities	565,900.19
DEFERRED CHARGES	9,300.00	Land Area 1.30 Sq. Miles		Reserves for Receivables	446,005.24
SCHOOL, COUNTY, SPECIAL DISTRICT TAXES	5,604,765.02	Net Valuation Taxable-Municipal	340,979,852	Surplus Dec. 31, 1991	1,630,523.55
RESERVE FOR UNCOLLECTED TAXES	495,978.32	Net Valuation Taxable-County	362,797,607	Total	2,642,428.98
EXPENDITURES	TOTAL	State Equalized Valuation	343,214,099		
	10,260,276.49	State Equalization Ratio	99.33		

1909

Population 1980 1,832
 Population 1990 2,566
 S & P Rating
 Moody Rating BAA1

General Tax Rate Per \$100. 2.06
 State Equalized Tax Rate 2.17

HAMBURG BOROUGH - SUSSEX COUNTY
 Form of Government
 Borough Council
 Number of Members - 6

PER CAPITA: Gross Debt 1,670.93
 Net Debt 215.51
 Debt Service 13.61
 Total Tax Levy 1,170.26
 Municipal Expenditures 519.39

PER CENT: Gross Debt 3.18
 Net Debt .41
 Tax Levy Collected 86.51
 Tax Levy Cancelled, Abated or Adjusted .06

EXPENDITURES		REVENUES-REALIZED		1991 PROPERTY TAX	
GENERAL GOVERNMENT				STATE EQUALIZED TAX RATE	
Governing Body & Public Boards				Local District School Taxes	1,270,153.50
Municipal Clerk				Regional & Consolidated School Tax	744,165.21
Financial Administration	14,754.00	1991 Property Taxes Collected	2,598,841.19	School Taxes in Municipal Budget	
Assessment of Taxes	12,830.00	1991 Payments in Lieu of Taxes		County Taxes	529,662.19
Collection of Taxes	19,330.00	Delinquent Tax & Lien Collections	254,269.60	County Library Taxes	38,452.09
Planning, Housing & Development	11,828.00	Business Personalty Replacement Taxes	38,493.16	Local Municipal Purpose Taxes	406,556.58
Human Resources	51,412.50	Taxes from Public Utilities	116,306.00	Veteran & Senior Citizen Taxes	18,700.00
Elections	1,500.00	Other Miscellaneous Tax Revenues		Total Taxes for Rate Computation	3,007,689.57
General Administration (other)	216,618.00	State Aid Revenues	109,884.26	Special District Taxes	
JUDICIARY		Federal Aid Revenues		Bank Corp. Taxes	
Municipal Courts	43,000.00	State and Local Fiscal Assistance Act Utilized		Added and Omitted Taxes	13,900.74
PUBLIC SAFETY		Sale of Acquired Property		Total Taxes Levied - ABSTRACT	3,002,890.31
Fire Protection	17,609.60	Other Miscellaneous Revenues	221,721.94	Total Taxes Billed	3,003,922.80
Police Protection	281,470.78		3,339,516.15	1991 TAXES COLLECTED	2,598,841.19
Civil Defense & Disaster Control	1,500.00	Prior Years Surplus Appropriated	325,000.00	1991 Taxes Cancelled, Abated or Adjusted	1,783.96
Environmental Inspection & Control	19,388.00	REVENUES TOTAL	3,664,516.15	Transfer to Tax Title Liens or Foreclosed	6,509.60
Other Public Safety		Reserve For Uncollected Taxes	408,251.00	Balance Outstanding Dec. 31, 1991	396,788.05
PUBLIC WORKS		CAPITAL OUTLAY TOTAL	150,153.43	PRIOR YEARS TAXES OUTSTANDING	
Streets and Drainage	69,100.00	Public Enterprises	63,727.06	Balance January 1, 1991	355,859.14
Sewers and Sewage Processing	2,000.00	Recreation-Culture		Collected in 1991	249,846.12
Garbage and Trash Disposal		Public Works	25,835.00	Cancelled, Abated or Adjusted 1991	
Public Buildings and Grounds	19,600.00	Buildings and Grounds	60,591.37	Transfers to Tax Title Liens or Foreclosed	819.60
Other Public Works		Library and Education		Balance December 31, 1991	105,193.42
HEALTH and WELFARE		Conservation		TAX TITLE LIENS OUTSTANDING	
Health Services Except Environmental	500.00	All Other		Balance January 1, 1991	16,471.33
Welfare-Public Assistance	7,140.00	CAPITAL DEBT AUTHORIZED, DECEMBER 31, 1991		Transfer From Taxes	8,902.44
Hospital, Clinics, First Aid		ISSUED AND UNISSUED		Redeemed in 1991	4,423.48
Animal, Insect, & Rodent Control	2.00	School	1,546,325.95	Cancelled, Abated or Adjusted (1991)	
Other Welfare Services		Self-Liquidating	2,188,278.00	Transfers to Foreclosed Property	
RECREATION and CONSERVATION		Other	553,000.00	Balance December 31, 1991	20,950.29
Beaches and Boardwalks		Total	4,287,603.95	PROPERTY ACQUIRED BY DEED OR FORECLOSURE	
Parks, Playgrounds, Shade Trees	5,500.00	ISSUED AND OUTSTANDING		Balance January 1, 1991	
Land Reclamation & Conservation		School	1,546,325.95	Transfers From Taxes or Liens	
Other Recreational Services	351.00	Self-Liquidating	2,175,000.00	Sale for Cash (1991)	
EDUCATION (excluding schools)		Other	553,000.00	Cancelled, Abated or Adjusted (1991)	
Libraries		Total	4,274,325.95	Balance December 31, 1991	
Other Educational Services		EQUALIZED VALUATION BASIS		CURRENT FINANCES DECEMBER 31, 1991	
STATUTORY EXPENDITURES		FOR NET DEBT COMPUTATION	134,676,968	ASSETS	
Pensions & F. L. C. A.	57,749.00	REAL PROPERTY VALUATIONS		Cash Dec. 31, 1991	442,158.38
Employee Fringe Benefits		Code Class # of Parcels % VAL'N		Taxes Receivable	501,981.47
Other Statutory Expenditures		1 Vacant Land 450 3.86	5,586,100.00	Tax Title Liens	20,950.29
CETA And Other Public Employment Programs		2 Residential 938 78.30	114,116,200.00	Foreclosed Property	
MUNICIPAL FUNCTIONS TOTAL	853,231.88	3 Farm 7 .24	344,100.00	Emergencies & Other Deferred Charges	9,960.00
CAPITAL IMPROVEMENTS *MEMO*	25,000.00	4a Commercial 56 14.16	20,509,600.00	State and Federal Aid Receivable	4,710.39
DEBT SERVICE		4b Industrial 4 2.66	3,845,400.00	Other Receivables	73,390.26
Principal Payments		4c Apartments 1 .29	414,900.00	Total	1,053,150.79
Interest Payments	34,920.40	Total 1456	144,816,300.00	LIABILITIES, RESERVES, AND SURPLUS	
DEFERRED CHARGES	36,301.82	Land Area 1.20 Sq. Miles		Cash Liabilities	214,844.50
SCHOOL, COUNTY, SPECIAL DISTRICT TAXES	2,532,432.99	Net Valuation Taxable-Municipal	145,146,702	Reserves for Receivables	596,322.02
RESERVE FOR UNCOLLECTED TAXES	408,251.00	Net Valuation Taxable-County	146,158,479	Surplus Dec. 31, 1991	241,984.27
EXPENDITURES TOTAL	3,915,198.09	State Equalized Valuation	137,714,237	Total	1,053,150.79
		State Equalization Ratio	105.41		

General Tax Rate Per \$100.	2.54
State Equalized Tax Rate	1.72

HAMILTON TOWNSHIP - ATLANTIC CO.
Form of Government
Township Committee
Number of Members - 5

PER CAPITA:		PER CENT:	
Gross Debt	1,062.73	Gross Debt	1.76
Net Debt	859.60	Net Debt	1.42
Debt Service	70.30	Tax Levy Collected	90.63
Total Tax Levy	1,328.99	Tax Levy Cancelled, Abated	
Municipal Expenditures	603.54	or Adjusted	2.25

EXPENDITURES		REVENUES-REALIZED		1991 PROPERTY TAX			
GENERAL GOVERNMENT				STATE EQUALIZED TAX RATE			
Governing Body & Public Boards	32,700.00	1991 Property Taxes Collected	19,287,100.00	Local District School Taxes	.71 8,173,339.00		
Municipal Clerk	109,875.00	1991 Payments in Lieu of Taxes	18,819.79	Regional & Consolidated School Tax	.43 4,972,101.00		
Financial Administration	102,190.00	Delinquent Tax & Lien Collections	1,515,833.10	School Taxes in Municipal Budget			
Assessment of Taxes	133,090.00	Business Personalty Replacement Taxes	149,576.72	County Taxes	.42 * 4,792,676.83		
Collection of Taxes	158,260.00	Taxes from Public Utilities	2,511,018.00	County Library Taxes	.63 337,697.73		
Planning, Housing & Development	189,050.00	Other Miscellaneous Tax Revenues		Local Municipal Purpose Taxes	.14 1,607,312.94		
Human Resources	123,891.70	State Aid Revenues	795,381.21	Veteran & Senior Citizen Taxes	137,400.00		
Elections		Federal Aid Revenues		Total Taxes for Rate Computation	1.73 20,020,527.50		
General Administration (other)	1,058,662.00	State and Local Fiscal Assistance Act Utilized		Special District Taxes	1,271,000.00		
JUDICIARY		Sale of Acquired Property	27,001.00	Bank Corp. Taxes			
Municipal Courts	219,280.00	Other Miscellaneous Revenues	1,923,378.39	Added and Omitted Taxes	125,698.57		
PUBLIC SAFETY		Total	26,228,108.21	Total Taxes Levied - ABSTRACT	21,279,826.07		
Fire Protection	208,334.80	Prior Years Surplus Appropriated	2,614,557.28	Total Taxes Billed	21,281,667.47		
Police Protection	1,978,302.13	REVENUES TOTAL	28,842,665.49	1991 TAXES COLLECTED	19,287,100.00		
Civil Defense & Disaster Control	24,460.00	Reserve For Uncollected Taxes	2,120,375.29	1991 Taxes Cancelled, Abated or Adjusted	479,818.88		
Environmental Inspection & Control	132,300.00	CAPITAL OUTLAY TOTAL	1,784,756.45	Transfer to Tax Title Liens or Foreclosed	309,927.40		
Other Public Safety		Public Enterprises		Balance Outstanding Dec. 31, 1991	1,204,821.19		
PUBLIC WORKS		Recreation-Culture	65,609.70	PRIOR YEARS TAXES OUTSTANDING			
Streets and Drainage	680,540.00	Public Works	512,246.03	Balance January 1, 1991	1,133,073.05		
Sewers and Sewage Processing	50,400.00	Buildings and Grounds	1,206,900.72	Collected in 1991	1,011,482.40		
Garbage and Trash Disposal		Library and Education		Cancelled, Abated or Adjusted 1991	4,727.00		
Public Buildings and Grounds	198,054.87	Conservation		Transfers to Tax Title Liens or Foreclosed	108,856.29		
Other Public Works	162,058.00	All Other		Balance December 31, 1991	8,007.36		
HEALTH and WELFARE		CAPITAL DEBT AUTHORIZED, DECEMBER 31, 1991		TAX TITLE LIENS OUTSTANDING			
Health Services Except Environmental	2,675.00	ISSUED AND UNISSUED	GROSS DEBT	Balance January 1, 1991	939,318.76		
Welfare-Public Assistance	35,275.00	School	3,252,415	Transfer From Taxes	431,757.99		
Hospital, Clinics, First Aid		Self-Liquidating		Redeemed in 1991	504,350.70		
Animal, Insect, & Rodent Control	18,800.00	Other	13,763,940	Cancelled, Abated or Adjusted (1991)	268,931.93		
Other Welfare Services	45,680.00	Total	17,016,355	Transfers to Foreclosed Property	65,903.94		
RECREATION and CONSERVATION		ISSUED AND OUTSTANDING		Balance December 31, 1991	531,890.18		
Beaches and Boardwalks		School	3,252,415.83	PROPERTY ACQUIRED BY DEED OR			
Parks, Playgrounds, Shade Trees	16,000.00	Self-Liquidating		FORECLOSURE			
Land Reclamation & Conservation	2,160.00	Other	5,891,100.00	Balance January 1, 1991	2,839,715.06		
Other Recreational Services	137,436.00	Total	9,143,515.83	Transfers From Taxes or Liens	65,903.94		
EDUCATION (excluding schools)		EQUALIZED VALUATION BASIS		Sale for Cash (1991)	27,001.00		
Libraries		FOR NET DEBT COMPUTATION		Cancelled, Abated or Adjusted (1991)	24,899.00		
Other Educational Services	3,682.50	REAL PROPERTY VALUATIONS		Balance December 31, 1991	2,853,719.00		
STATUTORY EXPENDITURES		Code	Class	# of Parcels	% VAL'N	ASSESSED VALUATION	CURRENT FINANCES DECEMBER 31, 1991
Pensions & F. I. C. A.	544,776.00	1	Vacant Land	7052	9.55	73,947,600.00	ASSETS
Employee Fringe Benefits		2	Residential	6272	57.47	444,999,400.00	Cash Dec. 31, 1991
Other Statutory Expenditures		3	Farm	309	1.34	10,375,700.00	Taxes Receivable
CETA And Other Public Employment Programs		4a	Commercial	201	28.26	218,843,100.00	Tax Title Liens
MUNICIPAL FUNCTIONS		4b	Industrial	10	2.44	18,921,400.00	Foreclosed Property
CAPITAL IMPROVEMENTS	* MEMO *	4c	Apartments	3	.93	7,190,500.00	Emergencies & Other Deferred Charges
DEBT SERVICE		Total		13852		774,277,700.00	State and Federal Aid Receivable
Principal Payments	810,960.00	Land Area		113.40	Sq. Miles		Other Receivables
Interest Payments	314,691.03	Net Valuation Taxable-Municipal				782,388,924	Total
DEFERRED CHARGES	50,000.00	Net Valuation Taxable-County				1,050,414,612	LIABILITIES, RESERVES, AND SURPLUS
SCHOOL, COUNTY, SPECIAL DISTRICT TAXES	19,546,814.56	State Equalized Valuation				1,149,104,003	Cash Liabilities
RESERVE FOR UNCOLLECTED TAXES	2,120,375.29	State Equalization Ratio				67.86	Reserves for Receivables
EXPENDITURES		TOTAL					Surplus Dec. 31, 1991
	29,210,773.88						Total
							11,793,808.62
							3,362,137.07
							4,599,249.27
							3,832,422.28
							11,793,808.62

1103

Population 1980 82,801
 Population 1990 86,553
 S & P Rating
 Moody Rating AAA

General Tax Rate Per \$100.

7.01
 State Equalized Tax Rate
 2.17

HAMILTON TOWNSHIP - MERCER COUNTY
 Form of Government
 Mayor-Council Plan E (OMCL 50)
 Number of Members - 5

PER CAPITA:

Gross Debt 1,335.11
 Net Debt 992.38
 Debt Service 55.52
 Total Tax Levy 1,089.41
 Municipal Expenditures 595.08

PER CENT:

Gross Debt 2.86
 Net Debt 2.13
 Tax Levy Collected 94.47
 Tax Levy Cancelled, Abated or Adjusted .20

EXPENDITURES		REVENUES-REALIZED		1991 PROPERTY TAX	
GENERAL GOVERNMENT				STATE EQUALIZED TAX RATE	
Governing Body & Public Boards	371,166.00	1991 Property Taxes Collected	46,204,572.95	Local District School Taxes 1.21	50,914,494.50
Municipal Clerk	213,074.00	1991 Payments in Lieu of Taxes	100,000.00	Regional & Consolidated School Tax	
Financial Administration	1,067,853.00	Delinquent Tax & Lien Collections	2,111,339.13	School Taxes in Municipal Budget	
Assessment of Taxes	581,800.00	Business Personalty Replacement Taxes	977,727.00	County Taxes .48	20,241,033.52
Collection of Taxes	263,060.00	Taxes from Public Utilities	15,036,713.00	County Library Taxes	
Planning, Housing & Development	251,895.00	Other Miscellaneous Tax Revenues	1,871,709.00	Local Municipal Purpose Taxes .49	20,644,859.00
Human Resources	116,003.00	State Aid Revenues	6,129,042.17	Veteran & Senior Citizen Taxes	1,082,500.00
Elections		Federal Aid Revenues		Total Taxes for Rate Computation 2.18	92,882,887.02
General Administration (other)	3,891,675.00	State and Local Fiscal Assistance Act Utilized		Special District Taxes	2,491,372.13
JUDICIARY		Sale of Acquired Property		Bank Corp. Taxes	
Municipal Courts	1,008,500.00	Other Miscellaneous Revenues	4,542,390.15	Added and Omitted Taxes	
PUBLIC SAFETY		Total	76,973,493.40	Total Taxes Levied - ABSTRACT	94,291,759.15
Fire Protection	15,000.00	Prior Years Surplus Appropriated	3,000,000.00	Total Taxes Billed	48,908,833.81
Police Protection	10,343,230.00	REVENUES TOTAL	79,973,493.40	1991 TAXES COLLECTED	46,204,572.95
Civil Defense & Disaster Control	13,603.00	Reserve For Uncollected Taxes	3,800,000.00	1991 Taxes Cancelled, Abated or Adjusted	96,483.75
Environmental Inspection & Control	1,667,398.59	CAPITAL OUTLAY	32,932,868.84	Transfer to Tax Title Liens or Foreclosed	49,350.04
Other Public Safety		TOTAL	32,932,868.84	Balance Outstanding Dec. 31, 1991	2,558,427.07
PUBLIC WORKS		Public Enterprises	4,212,831.15	PRIOR YEARS TAXES OUTSTANDING	
Streets and Drainage	3,379,668.00	Recreation-Culture	45,016.25	Balance January 1, 1991	3,477,473.79
Sewers and Sewage Processing		Public Works	113,054.35	Collected in 1991	1,595,419.11
Garbage and Trash Disposal	7,046,856.00	Buildings and Grounds	28,561,967.09	Cancelled, Abated or Adjusted 1991	65,084.21
Public Buildings and Grounds	1,826,852.00	Library and Education		Transfers to Tax Title Liens or Foreclosed	1,314.92
Other Public Works	413,187.00	Conservation		Balance December 31, 1991	1,815,655.55
HEALTH and WELFARE		All Other		TAX TITLE LIENS OUTSTANDING	
Health Services Except Environmental	1,384,530.00	CAPITAL DEBT AUTHORIZED, DECEMBER 31, 1991		Balance January 1, 1991	519,228.52
Welfare-Public Assistance	138,135.00	ISSUED AND UNISSUED		Transfer From Taxes	50,664.96
Hospital, Clinics, First Aid		School 837,000		Redeemed in 1991	49,827.29
Animal, Insect, & Rodent Control		Self-Liquidating 33,618,513	32,363,513	Cancelled, Abated or Adjusted (1991)	
Other Welfare Services		Other 81,102,196	53,530,317	Transfers to Foreclosed Property	
RECREATION and CONSERVATION		Total 115,557,710	85,893,831	Balance December 31, 1991	520,066.19
Beaches and Boardwalks		ISSUED AND OUTSTANDING		PROPERTY ACQUIRED BY DEED OR FORECLOSURE	
Parks, Playgrounds, Shade Trees		School 837,000.00		Balance January 1, 1991	409,195.00
Land Reclamation & Conservation	1,060.00	Self-Liquidating 19,455,000.00		Transfers From Taxes or Liens	
Other Recreational Services	1,653,008.00	Other 51,123,481.02		Sale for Cash (1991)	
EDUCATION (excluding schools)		Total 71,415,481.02		Cancelled, Abated or Adjusted (1991)	
Libraries	1,631,182.00	EQUALIZED VALUATION BASIS		Balance December 31, 1991	409,195.00
Other Educational Services	9,000.00	FOR NET DEBT COMPUTATION	4,034,077,540	CURRENT FINANCES DECEMBER 31, 1991	
STATUTORY EXPENDITURES		REAL PROPERTY VALUATIONS		ASSETS	
Pensions & F. L. C. A.	2,128,000.00	Code Class # of Parcels % VAL'N ASSESSED VALUATION		Cash Dec. 31, 1991	2,823,948.39
Employee Fringe Benefits	3,370,000.00	1 Vacant Land 1803 1.95 25,262,400.00		Taxes Receivable	4,374,082.62
Other Statutory Expenditures		2 Residential 26101 75.67 980,704,100.00		Tax Title Liens	520,066.19
CETA And Other Public Employment Programs		3 Farm 262 .51 6,624,400.00		Foreclosed Property	409,195.00
MUNICIPAL FUNCTIONS		4a Commercial 1162 14.25 184,681,200.00		Emergencies & Other Deferred Charges	
CAPITAL IMPROVEMENTS	*MEMO*	4b Industrial 70 3.74 48,501,900.00		State and Federal Aid Receivable	583,636.69
DEBT SERVICE		4c Apartments 55 3.88 50,334,300.00		Other Receivables	15,478,275.56
Principal Payments	2,646,108.00	Total 29453 1,296,108,300.00		Total	24,189,204.45
Interest Payments	2,159,150.00	Land Area 39.38 Sq. Miles		LIABILITIES, RESERVES, AND SURPLUS	
DEFERRED CHARGES		Net Valuation Taxable-Municipal	1,310,242,277	Cash Liabilities	13,669,444.38
SCHOOL, COUNTY, SPECIAL DISTRICT TAXES		Net Valuation Taxable-County	4,159,829,397	Reserves for Receivables	5,750,619.37
RESERVE FOR UNCOLLECTED TAXES		State Equalized Valuation	4,192,432,816	Surplus Dec. 31, 1991	4,769,140.70
EXPENDITURES		State Equalization Ratio	31.02	Total	24,189,204.45
TOTAL	125,152,893.74				

0113

Population 1980 12,298
 Population 1990 12,208
 S & P Rating 888+
 Moody Rating BAA1

General Tax Rate Per \$100.

2.73

State Equalized Tax Rate

2.03

HAMMONTON TOWN - ATLANTIC COUNTY
 Form of Government
 Special Charter (P.L. 1866 c. 85)
 Number of Members - 7

PER CAPITA:

Gross Debt 1,263.26
 Net Debt 1,144.91
 Debt Service 76.72
 Total Tax Levy 988.24
 Municipal Expenditures 508.50

PER CENT:

Gross Debt 2.92
 Net Debt 2.64
 Tax Levy Collected 92.34
 Tax Levy Cancelled, Abated or Adjusted .61

EXPENDITURES		REVENUES-REALIZED		1991 PROPERTY TAX	
GENERAL GOVERNMENT		STATE EQUALIZED TAX RATE		1.10	
Governing Body & Public Boards	87,958.00	1991 Property Taxes Collected		6,451,771.00	
Municipal Clerk		1991 Payments in Lieu of Taxes		3,069.31	
Financial Administration	82,564.24	Delinquent Tax & Lien Collections		845,293.90	
Assessment of Taxes	47,482.20	Business Personalty Replacement Taxes		197,737.48	
Collection of Taxes	11,589.76	Taxes from Public Utilities		774,668.00	
Planning, Housing & Development	12,970.00	Other Miscellaneous Tax Revenues		683,586.54	
Human Resources	97,910.30	State Aid Revenues			
Elections	6,362.45	Federal Aid Revenues			
General Administration (other)	580,752.66	State and Local Fiscal Assistance Act Utilized			
JUDICIARY		Sale of Acquired Property			
Municipal Courts	118,275.00	Other Miscellaneous Revenues		1,034,450.48	
PUBLIC SAFETY		Total		14,692,280.74	
Fire Protection	167,740.49	Prior Years Surplus Appropriated		368,000.00	
Police Protection	1,265,632.59	REVENUES TOTAL		15,060,280.74	
Civil Defense & Disaster Control		Reserve For Uncollected Taxes		905,331.08	
Environmental Inspection & Control		CAPITAL OUTLAY		TOTAL	
Other Public Safety				1,608,142.88	
PUBLIC WORKS		Public Enterprises		790,962.75	
Streets and Drainage	993,940.38	Recreation—Culture		50,849.27	
Sewers and Sewage Processing		Public Works		272,023.32	
Garbage and Trash Disposal		Buildings and Grounds		494,307.54	
Public Buildings and Grounds	66,717.10	Library and Education			
Other Public Works		Conservation			
HEALTH and WELFARE		All Other			
Health Services Except Environmental	799.60	CAPITAL DEBT AUTHORIZED, DECEMBER 31, 1991			
Welfare—Public Assistance	12,700.00	ISSUED AND UNISSUED		GROSS DEBT	
Hospital, Clinics, First Aid		School		586,000.00	
Animal, Insect, & Rodent Control	9,700.00	Self-Liquidating		10,190,389	
Other Welfare Services		Other		4,645,468	
RECREATION and CONSERVATION		Total		15,421,857	
Beaches and Boardwalks	4,829.50	ISSUED AND OUTSTANDING		SCHOOL	
Parks, Playgrounds, Shade Trees	35,700.00	School		586,000.00	
Land Reclamation & Conservation	16,359.92	Self-Liquidating		7,218,886.93	
Other Recreational Services	23,043.62	Other		4,067,889.52	
EDUCATION (excluding schools)		Total		11,872,776.45	
Libraries		EQUALIZED VALUATION BASIS			
Other Educational Services		FOR NET DEBT COMPUTATION		528,555,727	
STATUTORY EXPENDITURES		REAL PROPERTY VALUATIONS		ASSESSED VALUATION	
Pensions & F. I. C. A.	286,834.44	Code Class # of Parcels % VAL'N		Cash Dec. 31, 1991	
Employee Fringe Benefits	422,820.31	1 Vacant Land 893 3.83		1,495,370.11	
Other Statutory Expenditures		2 Residential 3571 62.75		Taxes Receivable	
CETA And Other Public Employment Programs		3 Farm 679 4.92		885,613.87	
MUNICIPAL FUNCTIONS		4a Commercial 352 18.60		Tax Title Liens	
CAPITAL IMPROVEMENTS *MEMO*	169,542.56	4b Industrial 33 7.98		226,569.34	
DEBT SERVICE		4c Apartments 12 1.93		Foreclosed Property	
Principal Payments	631,135.02	Total 5540		12,281.00	
Interest Payments	305,404.53	Land Area 41.80 Sq. Miles		Emergencies & Other Deferred Charges	
DEFERRED CHARGES		Net Valuation Taxable-Municipal		94,624.98	
SCHOOL, COUNTY, SPECIAL DISTRICT TAXES	13,175.16	Net Valuation Taxable-County		221,868.20	
RESERVE FOR UNCOLLECTED TAXES	9,172,562.82	State Equalized Valuation		2,951,050.79	
EXPENDITURES TOTAL	15,380,291.14	State Equalization Ratio		74.21	

*Includes County Health Service Taxes, County Vocational School Taxes, or County Open Space Tax. See Table 13.

1013
Population 1980 1,614
Population 1990 1,515
S & P Rating
Moody Rating

General Tax Rate Per \$100. 2.37
State Equalized Tax Rate 2.25

HAMPTON BOROUGH - HUNTERDON CO.
Form of Government
Borough Council
Number of Members - 6

PER CAPITA:
Gross Debt 606.85
Net Debt 203.27
Debt Service 28.10
Total Tax Levy 927.08
Municipal Expenditures 518.44
PER CENT:
Gross Debt 1.42
Net Debt .48
Tax Levy Collected 88.26
Tax Levy Cancelled, Abated or Adjusted .17

EXPENDITURES		REVENUES-REAUZED		1991 PROPERTY TAX	
GENERAL GOVERNMENT		1991 Property Taxes Collected		STATE EQUALIZED TAX RATE	
Governing Body & Public Boards			1,241,849.44	Local District School Taxes	1.08 677,749.00
Municipal Clerk				Regional & Consolidated School Tax	.39 242,516.21
Financial Administration	18,350.00	1991 Payments in Lieu of Taxes	18,430.84	School Taxes in Municipal Budget	
Assessment of Taxes	7,410.00	Delinquent Tax & Lien Collections	147,882.08	County Taxes	.31 192,545.80
Collection of Taxes	7,630.00	Business Personalty Replacement Taxes	7,716.60	County Library Taxes	.02 15,454.94
Planning, Housing & Development	11,085.00	Taxes from Public Utilities	38,776.00	Local Municipal Purpose Taxes	.44 274,052.73
Human Resources	4,831.00	Other Miscellaneous Tax Revenues		Veteran & Senior Citizen Taxes	9,650.00
Elections		State Aid Revenues	96,616.21	Total Taxes for Rate Computation	2.24 1,411,968.68
General Administration (other)	125,650.00	Federal Aid Revenues		Special District Taxes	
JUDICIARY		State and Local Fiscal Assistance Act Utilized		Bank Corp. Taxes	
Municipal Courts	27,070.00	Sale of Acquired Property		Added and Omitted Taxes	2,201.55
PUBLIC SAFETY		Other Miscellaneous Revenues	108,221.12	Total Taxes Levied - ABSTRACT	1,404,520.23
Fire Protection	27,125.70	Total	1,659,492.29	Total Taxes Billed	1,407,027.51
Police Protection	11,500.00	Prior Years Surplus Appropriated	154,953.22	1991 TAXES COLLECTED	1,241,849.44
Civil Defense & Disaster Control	1,500.00	REVENUES TOTAL	1,814,445.51	1991 Taxes Cancelled, Abated or Adjusted	2,388.96
Environmental Inspection & Control		Reserve For Uncollected Taxes	177,694.95	Transfer to Tax Title Liens or Foreclosed	27,577.10
Other Public Safety		CAPITAL OUTLAY TOTAL	34,110.13	Balance Outstanding Dec. 31, 1991	135,212.01
PUBUC WORKS				PRIOR YEARS TAXES OUTSTANDING	
Streets and Drainage	13,500.00	Public Enterprises		Balance January 1, 1991	153,924.14
Sewers and Sewage Processing		Recreation-Culture		Collected in 1991	142,871.35
Garbage and Trash Disposal	90,308.59	Public Works		Cancelled, Abated or Adjusted 1991	29.06
Public Buildings and Grounds	32,730.00	Buildings and Grounds	34,110.13	Transfers to Tax Title Liens or Foreclosed	5,891.60
Other Public Works	91,316.48	Library and Education		Balance December 31, 1991	5,132.13
HEALTH and WELFARE		Conservation		TAX TITLE UENS OUTSTANDING	
Health Services Except Environmental	5,470.00	All Other		Balance January 1, 1991	89,842.58
Welfare-Public Assistance	7,533.85	CAPITAL DEBT AUTHORIZED, DECEMBER 31, 1991		Transfer From Taxes	34,313.50
Hospital, Clinics, First Aid	100.00	ISSUED AND UNISSUED GROSS DEBT NET DEBT		Redeemed in 1991	5,010.73
Animal, Insect, & Rodent Control	1,622.00	School 21,247		Cancelled, Abated or Adjusted (1991)	
Other Welfare Services		Self-Liquidating 730,137	139,957	Transfers to Foreclosed Property	28,377.73
RECREATION and CONSERVATION		Other 168,000	168,000	Balance December 31, 1991	90,767.62
Beaches and Boardwalks		Total 919,384	307,957	PROPERTY ACQUIRED BY DEED OR FORECLOSURE	
Parks, Playgrounds, Shade Trees	5,550.00	ISSUED AND OUTSTANDING		Balance January 1, 1991	223,622.27
Land Reclamation & Conservation	900.00	School 21,247.34		Transfers From Taxes or Liens	28,377.73
Other Recreational Services	16,550.00	Self-Liquidating 730,137.98		Sale for Cash (1991)	
EDUCATION (excluding schools)		Other 168,000.00		Cancelled, Abated or Adjusted (1991)	
Libraries		Total 919,385.32		Balance December 31, 1991	252,000.00
Other Educational Services	400.00	EQUAUZED VALUATION BASIS		CURRENT FINANCES DECEMBER 31, 1991	
STATUTORY EXPENDITURES		FOR NET DEBT COMPUTATION	64,764,765	ASSETS	
Pensions & F.I.C.A.	14,020.59	REAL PROPERTY VALUATIONS		Cash Dec. 31, 1991	751,792.20
Employee Fringe Benefits	22,000.00	Code Class # of Parcels % VAL'N ASSESSED VALUATION		Taxes Receivable	140,344.14
Other Statutory Expenditures	1,000.00	1 Vacant Land 63 3.89 2,287,701.00		Tax Title Liens	90,767.62
CETA And Other Public Employment Programs		2 Residential 412 82.66 48,612,050.00		Foreclosed Property	252,000.00
MUNICIPAL FUNCTIONS TOTAL	545,153.21	3 Farm 25 3.08 1,812,740.00		Emergencies & Other Deferred Charges	31,462.13
CAPITAL IMPROVEMENTS *MEMO*	25,000.00	4a Commercial 18 5.04 2,964,200.00		State and Federal Aid Receivable	
DEBT SERVICE		4b Industrial 2 .93 544,100.00		Other Receivables	61,478.97
Principal Payments	29,800.00	4c Apartments 6 4.40 2,587,900.00		Total	1,327,845.06
Interest Payments	12,775.07	Total 526 53,808,691.00		LIABILITIES, RESERVES, AND SURPLUS	
DEFERRED CHARGES	20,016.30	Land Area 1.40 Sq. Miles		Cash Liabilities	418,331.81
SCHOOL, COUNTY, SPECIAL DISTRICT TAXES	1,128,265.95	Net Valuation Taxable-Municipal	59,275,356	Reserves for Receivables	544,590.73
RESERVE FOR UNCOLLECTED TAXES	177,694.95	Net Valuation Taxable-County	63,945,936	Surplus Dec. 31, 1991	364,922.52
EXPENDITURES TOTAL	1,913,705.48	State Equalized Valuation	62,540,436	Total	1,327,845.06
		State Equalization Ratio	94.74		

1910
Population 1980 3,916
Population 1990 4,438
S & P Rating
Moody Rating A

General Tax Rate Per \$100. 2.12
State Equalized Tax Rate 2.13

HAMPTON TOWNSHIP - SUSSEX COUNTY
Form of Government
Township Committee
Number of Members - 5

PER CAPITA:
Gross Debt 628.47
Net Debt 204.38
Debt Service 32.18
Total Tax Levy 1,508.52
Municipal Expenditures 568.91

PER CENT:
Gross Debt .86
Net Debt .28
Tax Levy Collected 92.62
Tax Levy Cancelled, Abated or Adjusted .95

EXPENDITURES		REVENUES-REALIZED		1991 PROPERTY TAX	
GENERAL GOVERNMENT				STATE EQUALIZED TAX RATE	
Governing Body & Public Boards		1991 Property Taxes Collected	6,219,758.50	Local District School Taxes	70 2,173,179.00
Municipal Clerk		1991 Payments in Lieu of Taxes		Regional & Consolidated School Tax	.62 1,950,666.66
Financial Administration	45,000.00	Delinquent Tax & Lien Collections	480,848.00	School Taxes in Municipal Budget	
Assessment of Taxes	47,596.90	Business Personalty Replacement Taxes	46,064.36	County Taxes	.38 * 1,190,233.82
Collection of Taxes	80,247.16	Taxes from Public Utilities	274,393.10	County Library Taxes	.03 86,595.69
Planning, Housing & Development	55,000.00	Other Miscellaneous Tax Revenues		Local Municipal Purpose Taxes	.39 1,225,595.00
Human Resources	9,245.00	State Aid Revenues	276,964.21	Veteran & Senior Citizen Taxes	
Elections		Federal Aid Revenues		Total Taxes for Rate Computation	2.12 6,666,270.17
General Administration (other)	194,700.00	State and Local Fiscal Assistance Act Utilized		Special District Taxes	
JUDICIARY		Sale of Acquired Property		Bank Corp. Taxes	
Municipal Courts	47,000.00	Other Miscellaneous Revenues	245,207.83	Added and Omitted Taxes	68,558.81
PUBLIC SAFETY		Total	7,543,236.00	Total Taxes Levied - ABSTRACT	6,694,828.98
Fire Protection	106,266.00	Prior Years Surplus Appropriated	325,000.00	Total Taxes Billed	6,715,081.27
Police Protection	12,400.00	REVENUES TOTAL	7,868,236.00	1991 TAXES COLLECTED	6,219,758.50
Civil Defense & Disaster Control	8,000.00	Reserve For Uncollected Taxes	717,451.00	1991 Taxes Cancelled, Abated or Adjusted	63,668.54
Environmental Inspection & Control	41,500.00	CAPITAL OUTLAY TOTAL	68,869.31	Transfer to Tax Title Liens or Foreclosed	28,223.08
Other Public Safety				Balance Outstanding Dec. 31, 1991	403,431.15
PUBLIC WORKS				PRIOR YEARS TAXES OUTSTANDING	
Streets and Drainage	359,988.00	Public Enterprises		Balance January 1, 1991	670,784.15
Sewers and Sewage Processing	3,000.00	Recreation-Culture	5,150.00	Collected in 1991	480,848.00
Garbage and Trash Disposal	380,000.00	Public Works		Cancelled, Abated or Adjusted 1991	
Public Buildings and Grounds	69,000.00	Buildings and Grounds	63,719.31	Transfers to Tax Title Liens or Foreclosed	1,994.24
Other Public Works		Library and Education		Balance December 31, 1991	187,941.91
HEALTH and WELFARE		Conservation		TAX TITLE LIENS OUTSTANDING	
Health Services Except Environmental	4,600.00	All Other		Balance January 1, 1991	179,188.61
Welfare-Public Assistance	9,949.94	CAPITAL DEBT AUTHORIZED, DECEMBER 31, 1991		Transfer From Taxes	30,835.88
Hospital, Clinics, First Aid		ISSUED AND UNISSUED		Redeemed in 1991	
Animal, Insect, & Rodent Control	9,866.00	School	1,882,114	Cancelled, Abated or Adjusted (1991)	
Other Welfare Services		Self-Liquidating		Transfers to Foreclosed Property	
RECREATION and CONSERVATION		Other	907,052	Balance December 31, 1991	210,024.49
Beaches and Boardwalks		Total	2,789,166	PROPERTY ACQUIRED BY DEED OR FORECLOSURE	
Parks, Playgrounds, Shade Trees	3,000.00	ISSUED AND OUTSTANDING		Balance January 1, 1991	566,550.00
Land Reclamation & Conservation	1,444.00	School	1,882,114.11	Transfers From Taxes or Liens	
Other Recreational Services	9,125.00	Self-Liquidating		Sale for Cash (1991)	21,650.00
EDUCATION (excluding schools)		Other	540,000.00	Cancelled, Abated or Adjusted (1991)	204,850.00
Libraries		Total	2,422,114.11	Balance December 31, 1991	340,050.00
Other Educational Services		EQUALIZED VALUATION BASIS		CURRENT FINANCES DECEMBER 31, 1991	
STATUTORY EXPENDITURES		FOR NET DEBT COMPUTATION	322,723.096	ASSETS	
Pensions & F. I. C. A.	65,000.00	REAL PROPERTY VALUATIONS		Cash Dec. 31, 1991	1,569,028.07
Employee Fringe Benefits	60,000.00	Code Class # of Parcels % VAL'N		Taxes Receivable	591,373.06
Other Statutory Expenditures	1.00	1 Vacant Land 1074 5.71	17,843,950.00	Tox Title Liens	210,024.49
CETA And Other Public Employment Programs		2 Residential 1698 72.21	225,580,100.00	Foreclosed Property	340,050.00
MUNICIPAL FUNCTIONS TOTAL	1,621,929.00	3 Farm 348 7.17	22,384,394.00	Emergencies & Other Deferred Charges	56,000.00
CAPITAL IMPROVEMENTS * MEMO*	10,000.00	4a Commercial 63 14.74	46,046,200.00	State and Federal Aid Receivable	50,978.38
DEBT SERVICE		4b Industrial 1 .17	530,000.00	Other Receivables	8,211.37
Principal Payments	95,000.00	4c Apartments		Total	2,825,665.37
Interest Payments	47,832.00	Total 3184	312,384,644.00	LIABILITIES, RESERVES, AND SURPLUS	
DEFERRED CHARGES	42,601.02	Land Area 24.95 Sq. Miles		Cash Liabilities	528,906.51
SCHOOL, COUNTY, SPECIAL DISTRICT TAXES	5,400,675.17	Net Valuation Taxable-Municipal	313,478,565	Reserves for Receivables	1,149,463.96
RESERVE FOR UNCOLLECTED TAXES	717,451.00	Net Valuation Taxable-County	332,566,617	Surplus Dec. 31, 1991	1,147,294.90
EXPENDITURES TOTAL	7,925,438.19	State Equalized Valuation	312,482,123	Total	2,825,665.37
		State Equalization Ratio	100.32		

1412
Population 1980 11,846
Population 1990 11,538
S & P Rating
Moody Rating

General Tax Rate Per \$100. 2.59
State Equalized Tax Rate 1.39

HANOVER TOWNSHIP - MORRIS COUNTY
Form of Government
Township Committee
Number of Members - 5

PER CAPITA:
Gross Debt 176.64
Net Debt
Debt Service
Total Tax Levy 2,246.31
Municipal Expenditures 915.47
PER CENT:
Gross Debt .11
Net Debt
Tax Levy Collected 95.74
Tax Levy Cancelled, Abated or Adjusted 1.33

EXPENDITURES		REVENUES-REALIZED		1991 PROPERTY TAX	
GENERAL GOVERNMENT		1991 Property Taxes Collected		STATE EQUALIZED TAX RATE	
Governing Body & Public Boards				Local District School Taxes	.53 9,649,504.00
Municipal Clerk				Regional & Consolidated School Tax	.31 5,520,115.75
Financial Administration	88,830.00	1991 Payments in Lieu of Taxes		School Taxes in Municipal Budget	
Assessment of Taxes	25,000.00	Delinquent Tax & Lien Collections	878,753.98	County Taxes	.28 5,023,678.24
Collection of Taxes	71,600.00	Business Personalty Replacement Taxes	906,911.72	County Library Taxes	
Planning, Housing & Development	62,399.80	Taxes from Public Utilities	1,439,526.00	Local Municipal Purpose Taxes	.27 4,903,927.33
Human Resources	52,847.00	Other Miscellaneous Tax Revenues		Veteran & Senior Citizen Taxes	
Elections		State Aid Revenues	456,388.35	Total Taxes for Rate Computation	1.39 25,197,825.32
General Administration (other)	1,275,100.00	Federal Aid Revenues		Special District Taxes	
JUDICIARY		State and Local Fiscal Assistance Act Utilized		Bank Corp. Taxes	
Municipal Courts	62,988.35	Sale of Acquired Property		Added and Omitted Taxes	114,405.89
PUBLIC SAFETY		Other Miscellaneous Revenues	1,444,307.93	Total Taxes Levied - ABSTRACT	25,917,936.21
Fire Protection	5,600.00			Total Taxes Billed	25,991,758.80
Police Protection	1,695,760.06	Prior Years Surplus Appropriated	2,500,000.00	1991 TAXES COLLECTED	24,884,565.26
Civil Defense & Disaster Control	19,000.00	REVENUES TOTAL	32,510,453.24	1991 Taxes Cancelled, Abated or Adjusted	346,466.15
Environmental Inspection & Control	170,300.00	Reserve For Uncollected Taxes	2,039,644.33	Transfer to Tax Title Liens or Foreclosed	112,923.90
Other Public Safety		CAPITAL OUTLAY TOTAL	1,776,036.26	Balance Outstanding Dec. 31, 1991	647,803.49
PUBLIC WORKS				PRIOR YEARS TAXES OUTSTANDING	
Streets and Drainage	1,747,000.00	Public Enterprises	500,791.25	Balance January 1, 1991	469,814.88
Sewers and Sewage Processing	40,000.00	Recreation-Culture	1,425.00	Collected in 1991	426,388.97
Garbage and Trash Disposal	1,161,500.00	Public Works	286,904.64	Cancelled, Abated or Adjusted 1991	39,020.72
Public Buildings and Grounds	187,700.00	Buildings and Grounds	986,915.37	Transfers to Tax Title Liens or Foreclosed	
Other Public Works		Library and Education		Balance December 31, 1991	4,405.19
HEALTH and WELFARE		Conservation		TAX TITLE LIENS OUTSTANDING	
Health Services Except Environmental	167,800.00	All Other		Balance January 1, 1991	458,512.41
Welfare-Public Assistance	3,700.00	CAPITAL DEBT AUTHORIZED, DECEMBER 31, 1991		Transfer From Taxes	112,923.90
Hospital, Clinics, First Aid		ISSUED AND UNISSUED GROSS DEBT NET DEBT		Redeemed in 1991	452,365.01
Animal, Insect, & Rodent Control	5,800.00	School 1,313,049		Cancelled, Abated or Adjusted (1991)	1,517.52
Other Welfare Services		Self-Liquidating 725,000		Transfers to Foreclosed Property	
RECREATION and CONSERVATION		Other		Balance December 31, 1991	117,553.78
Beaches and Boardwalks		Total 2,038,049		PROPERTY ACQUIRED BY DEED OR FORECLOSURE	
Parks, Playgrounds, Shade Trees	258,500.00	ISSUED AND OUTSTANDING		Balance January 1, 1991	67,325.00
Land Reclamation & Conservation	17,571.94	School 1,313,049.94		Transfers From Taxes or Liens	
Other Recreational Services	164,000.00	Self-Liquidating 750,000.00		Sale for Cash (1991)	
EDUCATION (excluding schools)		Other		Cancelled, Abated or Adjusted (1991)	
Libraries	131,000.00	Total 2,063,049.94		Balance December 31, 1991	67,325.00
Other Educational Services	3,000.00	EQUALIZED VALUATION BASIS		CURRENT FINANCES DECEMBER 31, 1991	
STATUTORY EXPENDITURES		FOR NET DEBT COMPUTATION	1,843,458.000	ASSETS	
Pensions & F. I. C. A.	597,000.00	REAL PROPERTY VALUATIONS		Cash Dec. 31, 1991	6,855,589.93
Employee Fringe Benefits	504,000.00	Code Class # of Parcels % VAL'N ASSESSED VALUATION		Taxes Receivable	652,208.68
Other Statutory Expenditures		1 Vacant Land 428 7.25 68,963,500.00		Tax Title Liens	117,553.78
CETA And Other Public Employment Programs		2 Residential 3702 43.42 413,089,050.00		Foreclosed Property	67,325.00
MUNICIPAL FUNCTIONS TOTAL	8,522,997.15	3 Farm 2 7,600.00		Emergencies & Other Deferred Charges	
CAPITAL IMPROVEMENTS * MEMO *	370,000.00	4a Commercial 179 21.46 204,154,900.00		State and Federal Aid Receivable	
DEBT SERVICE		4b Industrial 101 27.20 258,810,300.00		Other Receivables	
Principal Payments		4c Apartments 5 .66 6,323,400.00		Total	7,692,677.39
Interest Payments		Total 4417 951,348,750.00		LIABILITIES, RESERVES, AND SURPLUS	
DEFERRED CHARGES		Land Area 10.80 Sq. Miles		Cash Liabilities	2,713,950.36
SCHOOL, COUNTY, SPECIAL DISTRICT TAXES	20,899,602.99	Net Valuation Taxable-Municipal	971,185,165	Reserves for Receivables	837,087.46
RESERVE FOR UNCOLLECTED TAXES	2,039,644.33	Net Valuation Taxable-County	1,962,077,748	Surplus Dec. 31, 1991	4,141,639.57
EXPENDITURES TOTAL	31,462,244.47	State Equalized Valuation	1,787,814,021	Total	7,692,677.39
		State Equalization Ratio	53.91		

1413

Population 1980 3,236
 Population 1990 3,640
 S & P Rating
 Moody Rating

General Tax Rate Per \$100.

1.14

State Equalized Tax Rate

.82

HARDING TOWNSHIP - MORRIS COUNTY
 Form of Government
 Township Committee
 Number of Members - 5

PER CAPITA:

Gross Debt 1,345.53
 Net Debt 1,345.53
 Debt Service 92.93
 Total Tax Levy 2,220.60
 Municipal Expenditures 968.66

PER CENT:

Gross Debt .49
 Net Debt .49
 Tax Levy Collected 95.26
 Tax Levy Cancelled, Abated
 or Adjusted .88

EXPENDITURES		REVENUES-REALIZED		1991 PROPERTY TAX	
GENERAL GOVERNMENT				STATE EQUALIZED TAX RATE	
Governing Body & Public Boards				Local District School Taxes	.31 3,076,385.50
Municipal Clerk				Regional & Consolidated School Tax	
Financial Administration	33,557.22	1991 Property Taxes Collected 7,742,972.51		School Taxes in Municipal Budget	
Assessment of Taxes	44,200.00	1991 Payments in Lieu of Taxes 794.78		County Taxes	.28 2,790,454.57
Collection of Taxes	39,400.00	Delinquent Tax & Lien Collections 183,250.44		County Library Taxes	
Planning, Housing & Development	84,103.02	Business Personalty Replacement Taxes 18,701.36		Local Municipal Purpose Taxes	.22 2,161,054.09
Human Resources	54,690.70	Taxes from Public Utilities 412,118.00		Veteran & Senior Citizen Taxes	16,700.00
Elections		Other Miscellaneous Tax Revenues		Total Taxes for Rate Computation	.81 8,044,594.16
General Administration (other)	404,540.00	State Aid Revenues 94,791.00		Special District Taxes	
JUDICIARY		Federal Aid Revenues		Bank Corp. Taxes	
Municipal Courts	79,739.76	State and Local Fiscal Assistance Act Utilized		Added and Omitted Taxes	55,102.30
PUBLIC SAFETY		Sale of Acquired Property		Total Taxes Levied - ABSTRACT	8,082,996.46
Fire Protection	21,204.70	Other Miscellaneous Revenues		Total Taxes Billed	8,127,897.15
Police Protection	787,000.00	Total 8,797,755.90		1991 TAXES COLLECTED	7,742,972.51
Civil Defense & Disaster Control	3,000.00	Prior Years Surplus Appropriated 550,000.00		1991 Taxes Cancelled, Abated or Adjusted	71,132.47
Environmental Inspection & Control	53,400.00	REVENUES TOTAL 9,347,755.90		Transfer to Tax Title Liens or Foreclosed	5,690.88
Other Public Safety		Reserve For Uncollected Taxes 512,538.07		Balance Outstanding Dec. 31, 1991	308,101.29
PUBLIC WORKS		CAPITAL OUTLAY TOTAL 563,804.39		PRIOR YEARS TAXES OUTSTANDING	
Streets and Drainage	286,500.00	Public Enterprises		Balance January 1, 1991	206,484.18
Sewers and Sewage Processing	70,000.00	Recreation-Culture		Collected in 1991	183,250.44
Garbage and Trash Disposal	49,500.00	Public Works 456,373.98		Cancelled, Abated or Adjusted 1991	26.62
Public Buildings and Grounds	73,000.00	Buildings and Grounds 107,430.41		Transfers to Tax Title Liens or Foreclosed	1,567.03
Other Public Works		Library and Education		Balance December 31, 1991	21,640.09
HEALTH and WELFARE		Conservation		TAX TITLE LIENS OUTSTANDING	
Health Services Except Environmental	116,905.29	All Other		Balance January 1, 1991	23,420.93
Welfare-Public Assistance	1,000.00	CAPITAL DEBT AUTHORIZED, DECEMBER 31, 1991		Transfer From Taxes	7,477.27
Hospital, Clinics, First Aid		ISSUED AND UNISSUED GROSS DEBT NET DEBT		Redeemed in 1991	
Animal, Insect, & Rodent Control	5,000.00	School		Cancelled, Abated or Adjusted (1991)	
Other Welfare Services		Self-Liquidating		Transfers to Foreclosed Property	
RECREATION and CONSERVATION		Other 4,897,745 4,897,745		Balance December 31, 1991	30,898.20
Beaches and Boardwalks		Total 4,897,745 4,897,745		PROPERTY ACQUIRED BY DEED OR FORECLOSURE	
Parks, Playgrounds, Shade Trees		ISSUED AND OUTSTANDING		Balance January 1, 1991	
Land Reclamation & Conservation	8,000.00	School		Transfers From Taxes or Liens	
Other Recreational Services	4,000.00	Self-Liquidating		Sale for Cash (1991)	
EDUCATION (excluding schools)		Other 1,769,574.00 1,769,574.00		Cancelled, Abated or Adjusted (1991)	
Libraries	17,000.00	Total 1,769,574.00		Balance December 31, 1991	
Other Educational Services	1,500.00	EQUALIZED VALUATION BASIS		CURRENT FINANCES DECEMBER 31, 1991	
STATUTORY EXPENDITURES		FOR NET DEBT COMPUTATION 991,446,618		ASSETS	
Pensions & F. I. C. A.	244,308.69	REAL PROPERTY VALUATIONS		Cash Dec. 31, 1991	1,165,846.68
Employee Fringe Benefits	188,500.00	Code Class # of Parcels % VAL'N ASSESSED VALUATION		Taxes Receivable	329,741.38
Other Statutory Expenditures		1 Vacant Land 219 5.42 38,321,500.00		Tax Title Liens	30,898.20
CETA And Other Public Employment Programs		2 Residential 1296 81.72 577,488,900.00		Foreclosed Property	
MUNICIPAL FUNCTIONS TOTAL 2,675,109.38		3 Farm 176 5.20 36,727,476.00		Emergencies & Other Deferred Charges	
CAPITAL IMPROVEMENTS *MEMO* 52,400.00		4a Commercial 42 7.07 49,939,700.00		State and Federal Aid Receivable	491.22
DEBT SERVICE		4b Industrial 3 .59 4,187,100.00		Other Receivables	375.00
Principal Payments	250,176.00	4c Apartments		Total	1,527,352.48
Interest Payments	83,087.58	Total 1736 706,664,676.00		LIABILITIES, RESERVES, AND SURPLUS	
DEFERRED CHARGES		Land Area 20.50 Sq. Miles		Cash Liabilities	628,389.14
SCHOOL COUNTY, SPECIAL DISTRICT TAXES	5,866,340.07	Net Valuation Taxable-Municipal 708,139,896		Reserves for Receivables	361,014.58
RESERVE FOR UNCOLLECTED TAXES	512,538.07	Net Valuation Taxable-County 1,042,723,006		Surplus Dec. 31, 1991	537,948.76
EXPENDITURES TOTAL 9,392,751.20		State Equalized Valuation 982,000,643		Total	1,527,352.48
		State Equalization Ratio 72.07			

2109
Population 1980 947
Population 1990 1,235
S & P Rating
Moody Rating

General Tax Rate Per \$100. 1.39
State Equalized Tax Rate 1.55

HARDWICK TOWNSHIP - WARREN CO.
Form of Government
Township Committee
Number of Members - 3

PER CAPITA:
Gross Debt 850.45
Net Debt 371.66
Debt Service 9.95
Total Tax Levy 1,263.60
Municipal Expenditures 473.10
PER CENT:
Gross Debt 1.05
Net Debt .46
Tax Levy Collected 88.03
Tax Levy Cancelled, Abated or Adjusted .79

EXPENDITURES		REVENUES-REALIZED		1991 PROPERTY TAX	
GENERAL GOVERNMENT				STATE EQUALIZED TAX RATE	
Governing Body & Public Boards		1991 Property Taxes Collected	1,383,407.88	Local District School Taxes	366,327.00
Municipal Clerk		1991 Payments in Lieu of Taxes		Regional & Consolidated School Tax	482,409.79
Financial Administration	16,825.00	Delinquent Tax & Lien Collections	232,331.97	School Taxes in Municipal Budget	
Assessment of Taxes	12,983.00	Business Personalty Replacement Taxes	8,734.56	County Taxes	605,944.68
Collection of Taxes	9,130.00	Taxes from Public Utilities	93,720.00	County Library Taxes	48,329.21
Planning, Housing & Development	26,797.00	Other Miscellaneous Tax Revenues		Local Municipal Purpose Taxes	40,689.78
Human Resources	4,979.00	State Aid Revenues	44,809.00	Veteran & Senior Citizen Taxes	8,200.00
Elections		Federal Aid Revenues		Total Taxes for Rate Computation	1,551,900.46
General Administration (other)	67,242.00	State and Local Fiscal Assistance Act Utilized		Special District Taxes	
JUDICIARY		Sale of Acquired Property		Bank Corp. Taxes	
Municipal Courts	8,294.00	Other Miscellaneous Revenues	109,135.47	Added and Omitted Taxes	16,850.32
PUBLIC SAFETY				Total Taxes Levied - ABSTRACT	1,560,550.78
Fire Protection	4,736.00	Prior Years Surplus Appropriated	217,942.66	Total Taxes Billed	1,571,463.72
Police Protection	4,000.00	REVENUES TOTAL	2,090,081.54	1991 TAXES COLLECTED	1,383,407.88
Civil Defense & Disaster Control	1,250.00	Reserve For Uncollected Taxes	227,071.38	1991 Taxes Cancelled, Abated or Adjusted	12,334.45
Environmental Inspection & Control	21,120.00			Transfer to Tax Title Liens or Foreclosed	2,211.49
Other Public Safety				Balance Outstanding Dec. 31, 1991	173,509.90
PUBLIC WORKS		CAPITAL OUTLAY TOTAL		PRIOR YEARS TAXES OUTSTANDING	
Streets and Drainage	120,400.00	Public Enterprises		Balance January 1, 1991	221,277.80
Sewers and Sewage Processing	500.00	Recreation-Culture		Collected in 1991	219,768.32
Garbage and Trash Disposal	6,200.00	Public Works		Cancelled, Abated or Adjusted 1991	718.20
Public Buildings and Grounds	1,500.00	Buildings and Grounds		Transfers to Tax Title Liens or Foreclosed	
Other Public Works		Library and Education		Balance December 31, 1991	791.28
HEALTH and WELFARE		Conservation		TAX TITLE LIENS OUTSTANDING	
Health Services Except Environmental	480.00	All Other		Balance January 1, 1991	16,793.42
Welfare-Public Assistance	2,165.00			Transfer From Taxes	2,211.49
Hospital, Clinics, First Aid		CAPITAL DEBT AUTHORIZED, DECEMBER 31, 1991		Redeemed in 1991	12,563.65
Animal, Insect, & Rodent Control	1,938.00	ISSUED AND UNISSUED		Cancelled, Abated or Adjusted (1991)	
Other Welfare Services		School	591,308	Transfers to Foreclosed Property	
RECREATION and CONSERVATION		Self-Liquidating		Balance December 31, 1991	6,441.26
Beaches and Boardwalks		Other	459,000	PROPERTY ACQUIRED BY DEED OR	
Parks, Playgrounds, Shade Trees		Total	1,050,308	FORECLOSURE	
Land Reclamation & Conservation	905.00			Balance January 1, 1991	
Other Recreational Services	1,200.00	ISSUED AND OUTSTANDING		Transfers From Taxes or Liens	
EDUCATION (excluding schools)		School		Sale for Cash (1991)	
Libraries	500.00	Self-Liquidating		Cancelled, Abated or Adjusted (1991)	
Other Educational Services		Other		Balance December 31, 1991	
STATUTORY EXPENDITURES		Total		CURRENT FINANCES DECEMBER 31, 1991	
Pensions & F. I. C. A.	14,762.00	EQUALIZED VALUATION BASIS		ASSETS	
Employee Fringe Benefits	7,000.00	FOR NET DEBT COMPUTATION	99,572,144	Cash Dec. 31, 1991	647,238.80
Other Statutory Expenditures	1,000.00	REAL PROPERTY VALUATIONS		Taxes Receivable	174,301.18
CETA And Other Public Employment Programs		Code Class # of Parcels % VAL'N		Tax Title Liens	6,441.26
MUNICIPAL FUNCTIONS TOTAL	335,906.00	1 Vacant Land 208 17.56	19,584,300.00	Foreclosed Property	
CAPITAL IMPROVEMENTS * MEMO *		2 Residential 344 62.71	69,933,800.00	Emergencies & Other Deferred Charges	22,800.00
DEBT SERVICE		3 Farm 256 14.83	16,536,380.00	State and Federal Aid Receivable	
Principal Payments	9,374.00	4a Commercial 5 4.40	4,909,500.00	Other Receivables	938.52
Interest Payments	2,410.19	4b Industrial 1 .50	554,400.00	Total	851,719.76
DEFERRED CHARGES	9,021.62	4c Apartments		LIABILITIES, RESERVES, AND SURPLUS	
SCHOOL, COUNTY, SPECIAL DISTRICT TAXES	1,503,010.68	Total 814	111,517,380.00	Cash Liabilities	266,148.85
RESERVE FOR UNCOLLECTED TAXES	227,071.38	Land Area 17.90 Sq. Miles		Reserves for Receivables	131,896.92
EXPENDITURES TOTAL	2,087,293.37	Net Valuation Taxable-Municipal	111,842,690	Surplus Dec. 31, 1991	403,673.99
		Net Valuation Taxable-County	103,022,148	Total	851,719.76
		State Equalized Valuation	100,367,815		
		State Equalization Ratio	111.47		

1911
Population 1980 4,553
Population 1990 5,275
S & P Rating
Moody Rating BAA1

General Tax Rate Per \$100. 4.41
State Equalized Tax Rate 2.20

HARDYSTON TOWNSHIP - SUSSEX CO.
Form of Government
Special Charter (P.L. 1985 c. 327)
Number of Members - 3

PER CAPITA:
Gross Debt 1,148.49
Net Debt 351.55
Debt Service 75.11
Total Tax Levy 1,540.09
Municipal Expenditures 729.40
PER CENT:
Gross Debt 1.77
Net Debt .54
Tax Levy Collected 90.95
Tax Levy Cancelled, Abated or Adjusted .67

EXPENDITURES		REVENUES-REALIZED		1991 PROPERTY TAX	
GENERAL GOVERNMENT		1991 Property Taxes Collected		STATE EQUALIZED TAX RATE	
Governing Body & Public Boards			7,391,668.61	Local District School Taxes	.74
Municipal Clerk				Regional & Consolidated School Tax	.52
Financial Administration	71,500.00	1991 Payments in Lieu of Taxes		School Taxes in Municipal Budget	
Assessment of Taxes	146,900.00	Delinquent Tax & Lien Collections	504,715.19	County Taxes	.36
Collection of Taxes	43,900.00	Business Personalty Replacement Taxes	43,946.68	County Library Taxes	.03
Planning, Housing & Development	27,500.00	Taxes from Public Utilities	335,098.00	Local Municipal Purpose Taxes	.56
Human Resources	42,519.05	Other Miscellaneous Tax Revenues		Veteran & Senior Citizen Taxes	
Elections	3,000.00	State Aid Revenues	250,279.50	Total Taxes for Rate Computation	2.21
General Administration (other)	442,500.00	Federal Aid Revenues		Special District Taxes	
JUDICIARY		State and Local Fiscal Assistance Act Utilized		Bank Corp. Taxes	
Municipal Courts	50,553.00	Sale of Acquired Property		Added and Omitted Taxes	
PUBLIC SAFETY		Other Miscellaneous Revenues	361,216.02	Total Taxes Levied - ABSTRACT	
Fire Protection	54,000.00	Total	8,886,924.00	Total Taxes Billed	
Police Protection	806,536.78	Prior Years Surplus Appropriated	530,000.00	1991 TAXES COLLECTED	7,391,668.61
Civil Defense & Disaster Control	6,350.00	REVENUES TOTAL	9,416,924.00	1991 Taxes Cancelled, Abated or Adjusted	54,084.78
Environmental Inspection & Control	83,040.00	Reserve For Uncollected Taxes	725,877.08	Transfer to Tax Title Liens or Foreclosed	10,544.05
Other Public Safety		CAPITAL OUTLAY TOTAL	169,317.17	Balance Outstanding Dec. 31, 1991	671,252.16
PUBLIC WORKS				PRIOR YEARS TAXES OUTSTANDING	
Streets and Drainage	488,530.00	Public Enterprises		Balance January 1, 1991	641,272.67
Sewers and Sewage Processing		Recreation-Culture		Collected in 1991	504,715.19
Garbage and Trash Disposal	10,000.00	Public Works	6,287.32	Cancelled, Abated or Adjusted 1991	12,147.79
Public Buildings and Grounds	65,500.00	Buildings and Grounds	163,029.85	Transfers to Tax Title Liens or Foreclosed	9,268.28
Other Public Works	40,000.00	Library and Education		Balance December 31, 1991	115,141.41
HEALTH AND WELFARE		Conservation		TAX TITLE LIENS OUTSTANDING	
Health Services Except Environmental	5,526.00	All Other		Balance January 1, 1991	5,487.20
Welfare-Public Assistance	8,037.00			Transfer From Taxes	21,468.44
Hospital, Clinics, First Aid				Redeemed in 1991	
Animal, Insect, & Rodent Control	6,500.00			Cancelled, Abated or Adjusted (1991)	
Other Welfare Services				Transfers to Foreclosed Property	
RECREATION AND CONSERVATION				Balance December 31, 1991	26,955.64
Beaches and Boardwalks				PROPERTY ACQUIRED BY DEED OR	
Parks, Playgrounds, Shade Trees				FORECLOSURE	
Land Reclamation & Conservation				Balance January 1, 1991	14,700.00
Other Recreational Services	13,750.00			Transfers From Taxes or Liens	
EDUCATION (excluding schools)				Sale for Cash (1991)	
Libraries				Cancelled, Abated or Adjusted (1991)	
Other Educational Services				Balance December 31, 1991	14,700.00
STATUTORY EXPENDITURES				CURRENT FINANCES DECEMBER 31, 1991	
Pensions & F. L. C. A.	150,500.00			ASSETS	
Employee Fringe Benefits				Cash Dec. 31, 1991	848,835.18
Other Statutory Expenditures	7,000.00			Taxes Receivable	786,393.57
CETA And Other Public Employment Programs				Tax Title Liens	26,955.64
MUNICIPAL FUNCTIONS TOTAL	2,573,640.83			Foreclosed Property	14,700.00
CAPITAL IMPROVEMENTS *MEMO*	6,350.00			Emergencies & Other Deferred Charges	
DEBT SERVICE				State and Federal Aid Receivable	5,567.74
Principal Payments	239,000.00			Other Receivables	
Interest Payments	107,189.84			Total	1,702,365.35
DEFERRED CHARGES	146,595.07			LIABILITIES, RESERVES, AND SURPLUS	
SCHOOL, COUNTY, SPECIAL DISTRICT TAXES	5,999,541.52			Cash Liabilities	338,843.57
RESERVE FOR UNCOLLECTED TAXES	725,877.08			Reserves for Receivables	847,962.43
EXPENDITURES TOTAL	9,841,344.34			Surplus Dec. 31, 1991	515,559.35
				Total	1,702,365.35

1.66

Gross Debt	.02
Net Debt	.02
Tax Levy Collected	96.87
Tax Levy Cancelled, Abated or Adjusted	.10

273

0224
Population 1980 4,532
Population 1990 4,623
S & P Rating A+
Moody Rating A1

General Tax Rate Per \$100. 2.10
State Equalized Tax Rate 2.11

HARRINGTON PARK BORO. - BERGEN CO.
Form of Government
Borough Council
Number of Members - 6

PER CAPITA:
Gross Debt 822.63
Net Debt 822.63
Debt Service 119.75
Total Tax Levy 2,004.78
Municipal Expenditures 824.50
PER CENT:
Gross Debt .84
Net Debt .84
Tax Levy Collected 98.25
Tax Levy Cancelled, Abated or Adjusted .20

EXPENDITURES		REVENUES-REALIZED		1991 PROPERTY TAX	
GENERAL GOVERNMENT		1991 Property Taxes Collected		STATE EQUALIZED TAX RATE	
Governing Body & Public Boards		1991 Payments in Lieu of Taxes	9,106,474.00	Local District School Taxes	.88 3,858,730.00
Municipal Clerk		Delinquent Tax & Lien Collections	132,080.00	Regional & Consolidated School Tax	.40 1,764,915.05
Financial Administration	30,385.00	Business Personalty Replacement Taxes	11,710.00	School Taxes in Municipal Budget	
Assessment of Taxes	13,565.00	Taxes from Public Utilities	371,603.00	County Taxes	.25 1,105,098.37
Collection of Taxes	26,580.00	Other Miscellaneous Tax Revenues		County Library Taxes	
Planning, Housing & Development	8,745.00	State Aid Revenues	281,135.00	Local Municipal Purpose Taxes	.57 2,514,785.00
Human Resources	50,558.00	Federal Aid Revenues		Veteran & Senior Citizen Taxes	23,100.00
Elections		State and Local Fiscal Assistance Act Utilized		Total Taxes for Rate Computation	2.10 9,266,628.42
General Administration (other)	300,702.00	Sale of Acquired Property		Special District Taxes	
JUDICIARY		Other Miscellaneous Revenues	273,413.00	Bank Corp. Taxes	
Municipal Courts	43,296.00			Added and Omitted Taxes	24,572.00
PUBLIC SAFETY		Prior Years Surplus Appropriated	545,000.00	Total Taxes Levied - ABSTRACT	9,268,100.42
Fire Protection	105,518.00	REVENUES TOTAL	10,721,415.00	Total Taxes Billed	9,268,518.00
Police Protection	716,166.00	Reserve For Uncollected Taxes	253,401.00	1991 TAXES COLLECTED	9,106,474.00
Civil Defense & Disaster Control	1,000.00			1991 Taxes Cancelled, Abated or Adjusted	18,705.00
Environmental Inspection & Control	31,575.00	CAPITAL OUTLAY TOTAL	519,265.00	Transfer to Tax Title Liens or Foreclosed	244.00
Other Public Safety				Balance Outstanding Dec. 31, 1991	143,095.00
PUBLIC WORKS				PRIOR YEARS TAXES OUTSTANDING	
Streets and Drainage	276,600.00	Public Enterprises		Balance January 1, 1991	132,784.00
Sewers and Sewage Processing	540,323.00	Recreation-Culture	71,376.00	Collected in 1991	132,080.00
Garbage and Trash Disposal	145,000.00	Public Works	156,053.00	Cancelled, Abated or Adjusted 1991	637.00
Public Buildings and Grounds	2,750.00	Buildings and Grounds	6,100.00	Transfers to Tax Title Liens or Foreclosed	
Other Public Works	25,250.00	Library and Education	285,736.00	Balance December 31, 1991	67.00
HEALTH and WELFARE		Conservation		TAX TITLE LIENS OUTSTANDING	
Health Services Except Environmental	23,215.00	All Other		Balance January 1, 1991	2,721.00
Welfare-Public Assistance	1,050.00			Transfer From Taxes	244.00
Hospital, Clinics, First Aid		CAPITAL DEBT AUTHORIZED, DECEMBER 31, 1991		Redeemed in 1991	
Animal, Insect, & Rodent Control	825.00	ISSUED AND UNISSUED		Cancelled, Abated or Adjusted (1991)	
Other Welfare Services		School		Transfers to Foreclosed Property	
RECREATION and CONSERVATION		Self-Liquidating		Balance December 31, 1991	2,965.00
Beaches and Boardwalks		Other	3,803,014	PROPERTY ACQUIRED BY DEED OR	
Parks, Playgrounds, Shade Trees	7,410.00	Total	3,803,014	FORECLOSURE	
Land Reclamation & Conservation	178,931.00			Balance January 1, 1991	59,720.00
Other Recreational Services		ISSUED AND OUTSTANDING		Transfers From Taxes or Liens	
EDUCATION (excluding schools)		School		Sale for Cash (1991)	
Libraries	154,644.00	Self-Liquidating		Cancelled, Abated or Adjusted (1991)	
Other Educational Services		Other	3,365,000.00	Balance December 31, 1991	59,720.00
STATUTORY EXPENDITURES		Total	3,365,000.00	CURRENT FINANCES DECEMBER 31, 1991	
Pensions & F. L. C. A.	166,408.00	EQUALIZED VALUATION BASIS		ASSETS	
Employee Fringe Benefits	103,125.00	FOR NET DEBT COMPUTATION	451,008,695	Cash Dec. 31, 1991	2,239,607.00
Other Statutory Expenditures	10,000.00	REAL PROPERTY VALUATIONS		Taxes Receivable	143,162.00
CETA And Other Public Employment Programs		Code Class # of Parcels % VAL'N		Tax Title Liens	2,965.00
MUNICIPAL FUNCTIONS TOTAL	2,963,621.00	1 Vacant Land 61 3.41	15,003,000.00	Foreclosed Property	59,720.00
CAPITAL IMPROVEMENTS *MEMO*	25,000.00	2 Residential 1444 92.94	403,647,500.00	Emergencies & Other Deferred Charges	13,700.00
DEBT SERVICE		3 Farm		State and Federal Aid Receivable	
Principal Payments	553,596.00	4a Commercial 22 3.65	16,030,700.00	Other Receivables	2,344,403.00
Interest Payments		4b Industrial		Total	4,803,557.00
DEFERRED CHARGES	41,063.00	4c Apartments		LIABILITIES, RESERVES, AND SURPLUS	
SCHOOL, COUNTY, SPECIAL DISTRICT TAXES	6,723,743.42	Total 1527	439,681,200.00	Cash Liabilities	1,301,111.00
RESERVE FOR UNCOLLECTED TAXES	253,401.00	Land Area 2.04 Sq. Miles		Reserves for Receivables	2,545,898.00
EXPENDITURES TOTAL	10,540,424.42	Net Valuation Taxable-Municipal	440,187,918	Surplus Dec. 31, 1991	956,548.00
		Net Valuation Taxable-County	465,868,673	Total	4,803,557.00
		State Equalized Valuation	437,478,692		
		State Equalization Ratio	100.62		

0904
Population 1980 12,242
Population 1990 13,425
S & P Rating
Moody Rating A

General Tax Rate Per \$100. 2.52
State Equalized Tax Rate 2.13

HARRISON TOWN - HUDSON COUNTY
Form of Government
Town Council
Number of Members - 9

PER CAPITA:
Gross Debt 515.06
Net Debt 100.53
Debt Service 87.09
Total Tax Levy 1,022.29
Municipal Expenditures 1,306.24

PER CENT:
Gross Debt 1.09
Net Debt .21
Tax Levy Collected 94.98
Tax Levy Cancelled, Abated or Adjusted .77

EXPENDITURES		REVENUES-REALIZED		1991 PROPERTY TAX	
GENERAL GOVERNMENT				STATE EQUALIZED TAX RATE →	
Governing Body & Public Boards	14,500.00	1991 Property Taxes Collected	13,035,891.54	Local District School Taxes	93 5,928,429.00
Municipal Clerk	239,150.00	1991 Payments in Lieu of Taxes	59,266.16	Regional & Consolidated School Tax	
Financial Administration	237,900.00	Delinquent Tax & Lien Collections	447,537.57	School Taxes in Municipal Budget	.08 517,261.25
Assessment of Taxes	145,225.00	Business Personalty Replacement Taxes	1,109,918.68	County Taxes	.50 3,232,322.81
Collection of Taxes	88,200.00	Taxes from Public Utilities	7,108,751.00	County Library Taxes	
Planning, Housing & Development	25,125.00	Other Miscellaneous Tax Revenues		Local Municipal Purpose Taxes	.62 4,000,868.12
Human Resources	114,258.00	State Aid Revenues	4,357,678.95	Veteran & Senior Citizen Taxes	
Elections	10,200.00	Federal Aid Revenues		Total Taxes for Rate Computation	2.13 13,746,781.18
General Administration (other)	985,800.00	State and Local Fiscal Assistance Act Utilized		Special District Taxes	
JUDICIARY		Sale of Acquired Property		Bank Corp. Taxes	
Municipal Courts	233,000.00	Other Miscellaneous Revenues	1,507,588.32	Added and Omitted Taxes	45,341.96
PUBLIC SAFETY		Total	27,626,632.22	Total Taxes Levied - ABSTRACT	13,724,223.14
Fire Protection	2,842,019.00	Prior Years Surplus Appropriated	375,000.00	Total Taxes Billed	13,725,253.83
Police Protection	2,783,350.00	REVENUES TOTAL	28,001,632.22	1991 TAXES COLLECTED	13,035,891.54
Civil Defense & Disaster Control	7,500.00	Reserve For Uncollected Taxes	994,000.00	1991 Taxes Cancelled, Abated or Adjusted	105,376.55
Environmental Inspection & Control	104,735.00	CAPITAL OUTLAY TOTAL	736,222.90	Transfer to Tax Title Liens or Foreclosed	38,639.13
Other Public Safety				Balance Outstanding Dec. 31, 1991	545,346.61
PUBLIC WORKS				PRIOR YEARS TAXES OUTSTANDING	
Streets and Drainage	917,174.67	Public Enterprises		Balance January 1, 1991	590,335.59
Sewers and Sewage Processing	1,109,680.00	Recreation-Culture		Collected in 1991	436,521.99
Garbage and Trash Disposal	725,000.00	Public Works	3,000.00	Cancelled, Abated or Adjusted 1991	1,211.62
Public Buildings and Grounds	232,500.00	Buildings and Grounds	549,724.06	Transfers to Tax Title Liens or Foreclosed	35,988.26
Other Public Works		Library and Education	183,498.84	Balance December 31, 1991	116,613.72
HEALTH and WELFARE		Conservation		TAX TITLE LIENS OUTSTANDING	
Health Services Except Environmental	301,182.00	All Other		Balance January 1, 1991	16,445.94
Welfare-Public Assistance	75,625.00			Transfer From Taxes	81,237.50
Hospital, Clinics, First Aid	13,000.00	CAPITAL DEBT AUTHORIZED, DECEMBER 31, 1991		Redeemed in 1991	11,015.58
Animal, Insect, & Rodent Control	7,500.00	ISSUED AND UNISSUED		Cancelled, Abated or Adjusted (1991)	
Other Welfare Services	19,000.00	School	5,430,000	Transfers to Foreclosed Property	
RECREATION and CONSERVATION		Self-Liquidating	135,000	Balance December 31, 1991	86,667.86
Beaches and Boardwalks		Other	1,349,650	PROPERTY ACQUIRED BY DEED OR FORECLOSURE	
Parks, Playgrounds, Shade Trees	235,500.00	Total	6,914,650	Balance January 1, 1991	71,700.00
Land Reclamation & Conservation	25,000.00	ISSUED AND OUTSTANDING		Transfers From Taxes or Liens	
Other Recreational Services	193,977.00	School	5,130,000.00	Sale for Cash (1991)	
EDUCATION (excluding schools)		Self-Liquidating		Cancelled, Abated or Adjusted (1991)	
Libraries	211,850.00	Other	980,000.00	Balance December 31, 1991	71,700.00
Other Educational Services	2,000.00	Total	6,110,000.00	CURRENT FINANCES DECEMBER 31, 1991	
STATUTORY EXPENDITURES		EQUALIZED VALUATION BASIS		ASSETS	
Pensions & F.I.C.A.	1,215,513.00	FOR NET DEBT COMPUTATION	632,674,666	Cash Dec. 31, 1991	3,751,975.41
Employee Fringe Benefits	1,881,000.00	REAL PROPERTY VALUATIONS		Taxes Receivable	661,960.33
Other Statutory Expenditures		Code Class # of Parcels % VAL'N ASSESSED VALUATION		Tax Title Liens	86,667.86
CETA And Other Public Employment Programs		1 Vacant Land 78 .86 4,651,950.00		Foreclosed Property	71,700.00
MUNICIPAL FUNCTIONS TOTAL	14,996,463.67	2 Residential 1924 47.59 256,883,946.00		Emergencies & Other Deferred Charges	
CAPITAL IMPROVEMENTS *MEMO*	10,000.00	3 Farm 282 12.53 67,633,000.00		State and Federal Aid Receivable	
DEBT SERVICE		4a Commercial 81 34.65 187,014,900.00		Other Receivables	6,332.77
Principal Payments	655,000.00	4c Apartments 77 4.37 23,560,800.00		Total	4,578,636.37
Interest Payments	514,159.07	Total 2442 539,744,596.00		LIABILITIES, RESERVES, AND SURPLUS	
TYPE I SCHL DEBT *MEMO	747,261.25	Land Area 1.20 Sq. Miles		Cash Liabilities	1,970,021.83
DEFERRED CHARGES	376,639.54	Net Valuation Taxable-Municipal	541,993,347	Reserves for Receivables	826,660.96
SCHOOL, COUNTY, SPECIAL DISTRICT TAXES	9,673,013.06	Net Valuation Taxable-County	670,090,346	Surplus Dec. 31, 1991	1,781,953.58
RESERVE FOR UNCOLLECTED TAXES	994,000.00	State Equalized Valuation	640,395,589	Total	4,578,636.37
EXPENDITURES TOTAL	27,214,275.34	State Equalization Ratio	84.58		

0808
Population 1980 3,585
Population 1990 4,715
S & P Rating
Moody Rating BAA1

General Tax Rate Per \$100. 3.24
State Equalized Tax Rate 2.09

HARRISON TWP. - GLOUCESTER COUNTY
Form of Government
Township Committee
Number of Members - 3

PER CAPITA:
Gross Debt 1,041.00
Net Debt 125.86
Debt Service 22.58
Total Tax Levy 1,108.60
Municipal Expenditures 481.40
PER CENT:
Gross Debt 2.54
Net Debt .31
Tax Levy Collected 92.22
Tax Levy Cancelled, Abated or Adjusted .48

EXPENDITURES		REVENUES-REALIZED		1991 PROPERTY TAX	
GENERAL GOVERNMENT		1991 Property Taxes Collected		STATE EQUALIZED TAX RATE	
Governing Body & Public Boards		1991 Payments in Lieu of Taxes	4,825,706.47	Local District School Taxes	.54
Municipal Clerk		Delinquent Tax & Lien Collections	379,170.28	Regional & Consolidated School Tax	.65
Financial Administration	56,845.51	Business Personalty Replacement Taxes	38,490.36	School Taxes in Municipal Budget	
Assessment of Taxes	110,304.24	Taxes from Public Utilities	332,140.00	County Taxes	.64
Collection of Taxes	28,084.00	Other Miscellaneous Tax Revenues		County Library Taxes	.03
Planning, Housing & Development	71,472.88	State Aid Revenues	239,638.31	Local Municipal Purpose Taxes	.23
Human Resources	71,303.26	Federal Aid Revenues		Veteran & Senior Citizen Taxes	
Elections	2,428.14	State and Local Fiscal Assistance Act Utilized		Total Taxes for Rate Computation	2.09
General Administration (other)	184,106.59	Sale of Acquired Property		Special District Taxes	
JUDICIARY		Other Miscellaneous Revenues	386,437.03	Bank Corp. Taxes	
Municipal Courts	51,056.13	Total	6,201,582.45	Added and Omitted Taxes	157,405.43
PUBLIC SAFETY		Prior Years Surplus Appropriated	535,000.00	Total Taxes Levied - ABSTRACT	5,227,054.73
Fire Protection		REVENUES TOTAL	6,736,582.45	Total Taxes Billed	5,233,058.85
Police Protection	368,903.63	Reserve For Uncollected Taxes	410,250.25	1991 TAXES COLLECTED	4,825,706.47
Civil Defense & Disaster Control	2,400.00	CAPITAL OUTLAY TOTAL	26,838.62	1991 Taxes Cancelled, Abated or Adjusted	25,069.08
Environmental Inspection & Control	77,357.79	Public Enterprises		Transfer to Tax Title Liens or Foreclosed	28,311.70
Other Public Safety		Recreation-Culture	10,397.27	Balance Outstanding Dec. 31, 1991	353,971.60
PUBLIC WORKS		Public Works		PRIOR YEARS TAXES OUTSTANDING	
Streets and Drainage	59,844.60	Buildings and Grounds	16,441.35	Balance January 1, 1991	617,807.30
Sewers and Sewage Processing		Library and Education		Collected in 1991	363,279.35
Garbage and Trash Disposal	328,100.00	Conservation		Cancelled, Abated or Adjusted 1991	1,554.70
Public Buildings and Grounds	51,526.05	All Other		Transfers to Tax Title Liens or Foreclosed	61,881.05
Other Public Works	5,858.95	CAPITAL DEBT AUTHORIZED, DECEMBER 31, 1991		Balance December 31, 1991	191,092.20
HEALTH and WELFARE		ISSUED AND UNISSUED		TAX TITLE LIENS OUTSTANDING	
Health Services Except Environmental	2,216.00	School	3,504,901	Balance January 1, 1991	60,027.70
Welfare-Public Assistance	5,709.00	Self-Liquidating	810,000	Transfer From Taxes	100,390.84
Hospital, Clinics, First Aid		Other	593,426	Redeemed in 1991	15,890.93
Animal, Insect, & Rodent Control	710.00	Total	4,908,327	Cancelled, Abated or Adjusted (1991)	
Other Welfare Services		ISSUED AND OUTSTANDING		Transfers to Foreclosed Property	
RECREATION and CONSERVATION		School	3,504,901.16	Balance December 31, 1991	144,527.61
Beaches and Boardwalks		Self-Liquidating	810,000.00	PROPERTY ACQUIRED BY DEED OR FORECLOSURE	
Parks, Playgrounds, Shade Trees	9,610.89	Other	593,426.40	Balance January 1, 1991	70,600.00
Land Reclamation & Conservation	17,495.72	Total	4,908,327.56	Transfers From Taxes or Liens	
Other Recreational Services		EQUALIZED VALUATION BASIS		Sale for Cash (1991)	
EDUCATION (excluding schools)		FOR NET DEBT COMPUTATION	193,473,426	Cancelled, Abated or Adjusted (1991)	
Libraries		REAL PROPERTY VALUATIONS		Balance December 31, 1991	70,600.00
Other Educational Services	2,508.00	Code Class # of Parcels % VAL'N	ASSESSED VALUATION	CURRENT FINANCES DECEMBER 31, 1991	
STATUTORY EXPENDITURES		1 Vacant Land 604 6.46	9,504,000.00	ASSETS	
Pensions & F. I. C. A.	104,767.42	2 Residential 1374 76.66	112,793,800.00	Cash Dec. 31, 1991	1,394,165.89
Employee Fringe Benefits	87,737.14	3 Farm 480 10.79	15,882,800.00	Taxes Receivable	545,063.80
Other Statutory Expenditures	5,000.00	4a Commercial 63 4.23	6,224,200.00	Tax Title Liens	144,527.61
CETA And Other Public Employment Programs		4b Industrial		Foreclosed Property	70,600.00
MUNICIPAL FUNCTIONS TOTAL	1,705,345.94	4c Apartments 3 1.36	2,731,600.00	Emergencies & Other Deferred Charges	167,630.70
CAPITAL IMPROVEMENTS *MEMO*	2,358.50	Total 2524	147,136,400.00	State and Federal Aid Receivable	
DEBT SERVICE		Land Area 19.08 Sq. Miles		Other Receivables	96,868.90
Principal Payments	61,206.60	Net Valuation Taxable-Municipal	149,292,456	Total	2,418,856.90
Interest Payments	45,235.32	Net Valuation Taxable-County	237,328,771	LIABILITIES, RESERVES, AND SURPLUS	
DEFERRED CHARGES	47,769.18	State Equalized Valuation	230,239,144	Cash Liabilities	459,839.87
SCHOOL COUNTY, SPECIAL DISTRICT TAXES	4,547,558.00	State Equalization Ratio	64.51	Reserves for Receivables	857,060.31
RESERVE FOR UNCOLLECTED TAXES	410,250.25			Surplus Dec. 31, 1991	1,101,956.72
EXPENDITURES TOTAL	6,817,365.29			Total	2,418,856.90

1509
 Population 1980 363
 Population 1990 362
 S & P Rating
 Moody Rating
 General Tax Rate Per \$100.
 State Equalized Tax Rate

HARVEY CEDARS BOROUGH - OCEAN CO.
 Form of Government
 Commission (1911)
 Number of Members - 3

PER CAPITA:
 Gross Debt 8,489.16
 Net Debt 5,357.85
 Debt Service 224.51
 Total Tax Levy 358.41
 Municipal Expenditures 4,793.31
 PER CENT:
 Gross Debt .74
 Net Debt .47
 Tax Levy Collected 95.58
 Tax Levy Cancelled, Abated or Adjusted .33

EXPENDITURES		REVENUES-REALIZED		1991 PROPERTY TAX	
GENERAL GOVERNMENT				STATE EQUALIZED TAX RATE	
Governing Body & Public Boards				Local District School Taxes	
Municipal Clerk	13,110.00	1991 Property Taxes Collected	3,584,790.01	Regional & Consolidated School Tax	
Financial Administration	25,900.00	1991 Payments in Lieu of Taxes		.19	
Assessment of Taxes	12,700.00	Delinquent Tax & Lien Collections	188,474.06	School Taxes in Municipal Budget	
Collection of Taxes	29,200.00	Business Personalty Replacement Taxes	2,973.96	.09	
Planning, Housing & Development	28,000.00	Taxes from Public Utilities	99,490.00	County Taxes	
Human Resources	52,515.00	Other Miscellaneous Tax Revenues		.38	
Elections	700.00	State Aid Revenues	37,577.00	County Library Taxes	
General Administration (other)	81,630.00	Federal Aid Revenues		.03	
JUDICIARY		State and Local Fiscal Assistance Act Utilized		Local Municipal Purpose Taxes	
Municipal Courts	13,300.00	Sale of Acquired Property		.25	
PUBLIC SAFETY		Other Miscellaneous Revenues	220,134.71	Veteran & Senior Citizen Taxes	
Fire Protection	13,000.00	Total	4,133,439.74	Total Taxes for Rate Computation	
Police Protection	354,435.00	Prior Years Surplus Appropriated	394,008.00	.94	
Civil Defense & Disaster Control	2,150.00	REVENUES TOTAL	4,527,447.74	Special District Taxes	
Environmental Inspection & Control	6,500.00	Reserve For Uncollected Taxes	248,066.00	Bank Corp. Taxes	
Other Public Safety		CAPITAL OUTLAY TOTAL	692,618.36	Added and Omitted Taxes	
PUBLIC WORKS				Total Taxes Levied - ABSTRACT	
Streets and Drainage	109,200.00	Public Enterprises	66,499.12	Total Taxes Billed	
Sewers and Sewage Processing		Recreation-Culture	32,867.15	1991 TAXES COLLECTED	
Garbage and Trash Disposal	235,460.00	Public Works	93,899.05	1991 Taxes Cancelled, Abated or Adjusted	
Public Buildings and Grounds	25,800.00	Buildings and Grounds	498,536.32	Transfer to Tax Title Liens or Foreclosed	
Other Public Works		Library and Education	816.72	Balance Outstanding Dec. 31, 1991	
HEALTH and WELFARE		Conservation		PRIOR YEARS TAXES OUTSTANDING	
Health Services Except Environmental	23,400.00	All Other		Balance January 1, 1991	
Welfare-Public Assistance	1,000.00	CAPITAL DEBT AUTHORIZED, DECEMBER 31, 1991		Collected in 1991	
Hospital, Clinics, First Aid	4,000.00	ISSUED AND UNISSUED		Cancelled, Abated or Adjusted 1991	
Animal, Insect, & Rodent Control	2,775.00	School	139,962	Transfers to Tax Title Liens or Foreclosed	
Other Welfare Services		Self-Liquidating	876,782	Balance December 31, 1991	
RECREATION and CONSERVATION		Other	2,056,331	TAX TITLE LIENS OUTSTANDING	
Beaches and Boardwalks	110,475.00	Total	3,073,075	Balance January 1, 1991	
Parks, Playgrounds, Shade Trees		ISSUED AND OUTSTANDING		Transfer From Taxes	
Land Reclamation & Conservation	58,065.00	School	139,962.00	Redeemed in 1991	
Other Recreational Services	12,125.00	Self-Liquidating	871,000.00	Cancelled, Abated or Adjusted (1991)	
EDUCATION (excluding schools)		Other	1,448,000.00	Transfers to Foreclosed Property	
Libraries		Total	2,458,962.00	Balance December 31, 1991	
Other Educational Services		EQUALIZED VALUATION BASIS		PROPERTY ACQUIRED BY DEED OR	
STATUTORY EXPENDITURES		FOR NET DEBT COMPUTATION	415,573.917	FORECLOSURE	
Pensions & F. L. C. A.	72,664.00	REAL PROPERTY VALUATIONS		Balance January 1, 1991	
Employee Fringe Benefits	94,500.00	Code Class # of Parcels % VAL'N		Transfers From Taxes or Liens	
Other Statutory Expenditures	3,000.00	1 Vacant Land 164 5.23	20,514,200.00	Sale for Cash (1991)	
CETA And Other Public Employment Programs		2 Residential 1070 92.50	362,504,500.00	Cancelled, Abated or Adjusted (1991)	
MUNICIPAL FUNCTIONS TOTAL	1,390,504.00	3 Farm		Transfers to Foreclosed Property	
CAPITAL IMPROVEMENTS *MEMO*		4a Commercial 27 2.26	8,868,300.00	Balance December 31, 1991	
DEBT SERVICE		4b Industrial		CURRENT FINANCES DECEMBER 31, 1991	
Principal Payments	5,000.00	4c Apartments		ASSETS	
Interest Payments	76,273.43	Total	391,387,000.00	Cash Dec. 31, 1991	
DEFERRED CHARGES	15,334.00	Land Area .55 Sq. Miles		Taxes Receivable	
SCHOOL COUNTY, SPECIAL DISTRICT TAXES	2,762,470.69	Net Valuation Taxable-Municipal	392,637,272	Tax Title Liens	
RESERVE FOR UNCOLLECTED TAXES	248,066.00	Net Valuation Taxable-County	422,229,680	Foreclosed Property	
EXPENDITURES TOTAL	4,497,648.12	State Equalized Valuation	395,280,025	Emergencies & Other Deferred Charges	
		State Equalization Ratio	99.33	State and Federal Aid Receivable	
				Other Receivables	
				Total	
				LIABILITIES, RESERVES, AND SURPLUS	
				Cash Liabilities	
				Reserves for Receivables	
				Surplus Dec. 31, 1991	
				Total	

0225
Population 1980 12,166
Population 1990 11,488
S & P Rating
Moody Rating A

General Tax Rate Per \$100. 2.54
State Equalized Tax Rate 1.88

HASBROUCK HEIGHTS BORO. - BERGEN CO.
Form of Government
Borough Council
Number of Members - 6

PER CAPITA:
Gross Debt 528.07
Net Debt 408.68
Debt Service 47.17
Total Tax Levy 1,556.32
Municipal Expenditures 808.07
PER CENT:
Gross Debt .62
Net Debt .48
Tax Levy Collected 97.02
Tax Levy Cancelled, Abated or Adjusted .53

EXPENDITURES		REVENUES-REALIZED		1991 PROPERTY TAX	
GENERAL GOVERNMENT				STATE EQUALIZED TAX RATE .98	
Governing Body & Public Boards	20,226.00	1991 Property Taxes Collected	17,375,030.35	Local District School Taxes	9,261,125.50
Municipal Clerk	76,684.12	1991 Payments in Lieu of Taxes		Regional & Consolidated School Tax	
Financial Administration	25,250.00	Delinquent Tax & Lien Collections	278,661.70	School Taxes in Municipal Budget	
Assessment of Taxes	201,271.13	Business Personality Replacement Taxes	103,307.76	County Taxes	2,298,942.96
Collection of Taxes	61,572.55	Taxes from Public Utilities	788,664.70	County Library Taxes	
Planning, Housing & Development	99,730.00	Other Miscellaneous Tax Revenues		Local Municipal Purpose Taxes	6,264,254.00
Human Resources	165,521.02	State Aid Revenues	1,033,610.24	Veteran & Senior Citizen Taxes	128,850.00
Elections	6,267.35	Federal Aid Revenues		Total Taxes for Rate Computation	17,953,172.46
General Administration (other)	558,425.36	State and Local Fiscal Assistance Act Utilized		Special District Taxes	
JUDICIARY		Sale of Acquired Property	67,500.00	Bank Corp. Taxes	
Municipal Courts	89,751.32	Other Miscellaneous Revenues	570,240.10	Added and Omitted Taxes	54,630.76
PUBLIC SAFETY		Total	20,217,014.85	Total Taxes Levied - ABSTRACT	17,878,953.22
Fire Protection	209,418.59	Prior Years Surplus Appropriated	325,000.00	Total Taxes Billed	17,909,334.78
Police Protection	1,972,147.02	REVENUES TOTAL	20,542,014.85	1991 TAXES COLLECTED	17,375,030.35
Civil Defense & Disaster Control	2,000.00	Reserve For Uncollected Taxes	846,234.00	1991 Taxes Cancelled, Abated or Adjusted	95,367.82
Environmental Inspection & Control	65,076.23	CAPITAL OUTLAY TOTAL	547,564.05	Transfer to Tax Title Liens or Foreclosed	4,178.30
Other Public Safety				Balance Outstanding Dec. 31, 1991	434,283.33
PUBLIC WORKS				PRIOR YEARS TAXES OUTSTANDING	
Streets and Drainage	346,990.72	Public Enterprises		Balance January 1, 1991	691,247.13
Sewers and Sewage Processing	877,784.92	Recreation—Culture		Collected in 1991	278,661.70
Garbage and Trash Disposal	1,087,025.00	Public Works	190,228.33	Cancelled, Abated or Adjusted 1991	
Public Buildings and Grounds	80,300.00	Buildings and Grounds	356,733.22	Transfers to Tax Title Liens or Foreclosed	
Other Public Works	45,000.00	Library and Education	602.50	Balance December 31, 1991	412,585.43
HEALTH and WELFARE		Conservation		TAX TITLE LIENS OUTSTANDING	
Health Services Except Environmental	56,228.93	All Other		Balance January 1, 1991	34,566.50
Welfare—Public Assistance	19,063.00	CAPITAL DEBT AUTHORIZED, DECEMBER 31, 1991		Transfer From Taxes	4,178.30
Hospital, Clinics, First Aid		ISSUED AND UNISSUED		Redeemed in 1991	
Animal, Insect, & Rodent Control	9,700.00	School	1,371,000	Cancelled, Abated or Adjusted (1991)	
Other Welfare Services		Self-Liquidating		Transfers to Foreclosed Property	
RECREATION and CONSERVATION		Other	4,695,464	Balance December 31, 1991	38,744.80
Beaches and Boardwalks		Total	6,066,464	PROPERTY ACQUIRED BY DEED OR FORECLOSURE	
Parks, Playgrounds, Shade Trees	91,909.39	ISSUED AND OUTSTANDING		Balance January 1, 1991	304,730.00
Land Reclamation & Conservation	185,085.08	School	1,371,000.00	Transfers From Taxes or Liens	
Other Recreational Services	212,205.00	Self-Liquidating		Sale for Cash (1991)	
EDUCATION (excluding schools)		Other	4,151,300.00	Cancelled, Abated or Adjusted (1991)	
Libraries	301,499.18	Total	5,522,300.00	Balance December 31, 1991	304,730.00
Other Educational Services		EQUALIZED VALUATION BASIS		CURRENT FINANCES DECEMBER 31, 1991	
STATUTORY EXPENDITURES		FOR NET DEBT COMPUTATION	972,666,324	ASSETS	
Pensions & F. I. C. A.	539,868.75	REAL PROPERTY VALUATIONS		Cash Dec. 31, 1991	1,456,813.67
Employee Fringe Benefits	487,000.00	Code Class # of Parcels % VAL'N		Taxes Receivable	846,868.76
Other Statutory Expenditures		1 Vacant Land 127 .72	5,022,500.00	Tax Title Liens	38,744.80
CETA And Other Public Employment Programs		2 Residential 3272 71.45	501,335,650.00	Foreclosed Property	304,730.00
MUNICIPAL FUNCTIONS TOTAL	7,892,000.66	3 Farm		Emergencies & Other Deferred Charges	36,000.00
CAPITAL IMPROVEMENTS *MEMO*	25,000.00	4a Commercial 187 22.92	160,791,610.00	State and Federal Aid Receivable	
DEBT SERVICE		4b Industrial 11 1.46	10,243,100.00	Other Receivables	7,568.34
Principal Payments	289,700.00	4c Apartments 24 3.45	24,224,000.00	Total	2,690,725.57
Interest Payments	252,163.16	Total 3621	701,616,860.00	LIABILITIES, RESERVES, AND SURPLUS	
DEFERRED CHARGES	3,000.00	Land Area 1.50 Sq. Miles		Cash Liabilities	622,501.36
SCHOOL, COUNTY, SPECIAL DISTRICT TAXES	11,560,068.46	Net Valuation Taxable—Municipal	702,941,103	Reserves for Receivables	1,197,911.90
RESERVE FOR UNCOLLECTED TAXES	846,234.00	Net Valuation Taxable—County	975,074,053	Surplus Dec. 31, 1991	870,312.31
EXPENDITURES TOTAL	20,843,106.28	State Equalized Valuation	947,664,761	Total	2,690,725.57
		State Equalization Ratio	74.14		

0226
 Population 1980 3,509
 Population 1990 3,384
 S & P Rating
 Moody Rating A1

General Tax Rate Per \$100. 1.89
 State Equalized Tax Rate 1.75

HAWORTH BOROUGH - BERGEN COUNTY
 Form of Government
 Borough Council
 Number of Members - 6

PER CAPITA:
 Gross Debt 1,895.89
 Net Debt 1,821.42
 Debt Service 164.98
 Total Tax Levy 2,207.91
 Municipal Expenditures 1,028.96

PER CENT:
 Gross Debt 1.49
 Net Debt 1.43
 Tax Levy Collected 99.12
 Tax Levy Cancelled, Abated or Adjusted .09

EXPENDITURES		REVENUES-REALIZED		1991 PROPERTY TAX	
GENERAL GOVERNMENT				STATE EQUALIZED TAX RATE	
Governing Body & Public Boards		1991 Property Taxes Collected	7,429,839.00	Local District School Taxes	2,510,599.50
Municipal Clerk		1991 Payments in Lieu of Taxes		Regional & Consolidated School Tax	1,729,903.01
Financial Administration	55,834.00	Delinquent Tax & Lien Collections	44,908.00	School Taxes in Municipal Budget	
Assessment of Taxes	15,635.00	Business Personalty Replacement Taxes	19,974.00	County Taxes	1,060,437.35
Collection of Taxes	25,463.00	Taxes from Public Utilities	543,696.00	County Library Taxes	
Planning, Housing & Development	19,249.00	Other Miscellaneous Tax Revenues		Local Municipal Purpose Taxes	2,134,930.00
Human Resources	64,893.00	State Aid Revenues	249,734.00	Veteran & Senior Citizen Taxes	18,850.00
Elections	927.00	Federal Aid Revenues		Total Taxes for Rate Computation	7,454,719.86
General Administration (other)	321,349.00	State and Local Fiscal Assistance Act Utilized		Special District Taxes	
JUDICIARY		Sale of Acquired Property		Bank Corp. Taxes	
Municipal Courts	52,139.00	Other Miscellaneous Revenues	255,085.00	Added and Omitted Taxes	35,700.00
PUBLIC SAFETY		Total	8,543,236.00	Total Taxes Levied - ABSTRACT	7,471,569.86
Fire Protection	87,639.00	Prior Years Surplus Appropriated	360,000.00	Total Taxes Billed	7,495,853.00
Police Protection	634,596.00	REVENUES TOTAL	8,903,236.00	1991 TAXES COLLECTED	7,429,839.00
Civil Defense & Disaster Control	412.00	Reserve For Uncollected Taxes	121,007.00	1991 Taxes Cancelled, Abated or Adjusted	6,636.00
Environmental Inspection & Control	14,973.00	CAPITAL OUTLAY TOTAL	103,796.00	Transfer to Tax Title Liens or Foreclosed	1,030.00
Other Public Safety				Balance Outstanding Dec. 31, 1991	58,348.00
PUBLIC WORKS				PRIOR YEARS TAXES OUTSTANDING	
Streets and Drainage	40,287.00	Public Enterprises		Balance January 1, 1991	46,943.00
Sewers and Sewage Processing	307,139.00	Recreation—Culture	2,364.00	Collected in 1991	44,908.00
Garbage and Trash Disposal	321,430.00	Public Works	70,570.00	Cancelled, Abated or Adjusted 1991	2,035.00
Public Buildings and Grounds	24,401.00	Buildings and Grounds	30,862.00	Transfers to Tax Title Liens or Foreclosed	
Other Public Works	167,146.00	Library and Education		Balance December 31, 1991	
HEALTH and WELFARE		Conservation		TAX TITLE LIENS OUTSTANDING	
Health Services Except Environmental	14,218.00	All Other		Balance January 1, 1991	7,925.00
Welfare-Public Assistance	547.00	CAPITAL DEBT AUTHORIZED, DECEMBER 31, 1991		Transfer From Taxes	1,030.00
Hospital, Clinics, First Aid		ISSUED AND UNISSUED		Redeemed in 1991	
Animal, Insect, & Rodent Control	1,000.00	School		Cancelled, Abated or Adjusted (1991)	
Other Welfare Services		Self-Liquidating		Transfers to Foreclosed Property	
RECREATION and CONSERVATION		Other	6,415,688	Balance December 31, 1991	8,955.00
Beaches and Boardwalks		Total	6,415,688	PROPERTY ACQUIRED BY DEED OR FORECLOSURE	
Parks, Playgrounds, Shade Trees	173,462.00	ISSUED AND OUTSTANDING		Balance January 1, 1991	42,335.00
Land Reclamation & Conservation	35,932.00	School		Transfers From Taxes or Liens	
Other Recreational Services	14,054.00	Self-Liquidating		Sale for Cash (1991)	
EDUCATION (excluding schools)		Other	6,092,969.00	Cancelled, Abated or Adjusted (1991)	
Libraries	108,865.00	Total	6,092,969.00	Balance December 31, 1991	42,335.00
Other Educational Services	1,030.00	EQUALIZED VALUATION BASIS		CURRENT FINANCES DECEMBER 31, 1991	
STATUTORY EXPENDITURES		FOR NET DEBT COMPUTATION	430,803.168	ASSETS	
Pensions & F. L. C. A.	173,550.00	REAL PROPERTY VALUATIONS		Cash Dec. 31, 1991	487,714.00
Employee Fringe Benefits	120,775.00	Code Class # of Parcels % VAL'N		Taxes Receivable	58,348.00
Other Statutory Expenditures		1 Vacant Land 57 3.19	12,593,400.00	Tax Title Liens	8,955.00
CETA And Other Public Employment Programs		2 Residential 1112 85.89	338,725,900.00	Foreclosed Property	42,335.00
MUNICIPAL FUNCTIONS TOTAL	2,796,945.00	3 Farm		Emergencies & Other Deferred Charges	25,700.00
CAPITAL IMPROVEMENTS *MEMO*	60,000.00	4a Commercial 45 10.91	43,039,200.00	State and Federal Aid Receivable	10,294.00
DEBT SERVICE		4b Industrial		Other Receivables	8,863.00
Principal Payments	166,799.00	4c Apartments		Total	642,209.00
Interest Payments	391,485.00	Total	394,358,500.00	LIABILITIES, RESERVES, AND SURPLUS	
DEFERRED CHARGES	5,766.00	Land Area 1.97 Sq. Miles		Cash Liabilities	221,366.00
SCHOOL, COUNTY, SPECIAL DISTRICT TAXES	5,300,939.86	Net Valuation Taxable-Municipal	394,717,069	Reserves for Receivables	118,501.00
RESERVE FOR UNCOLLECTED TAXES	121,007.00	Net Valuation Taxable-County	447,205,923	Surplus Dec. 31, 1991	302,342.00
EXPENDITURES TOTAL	8,782,941.86	State Equalized Valuation	427,014,958	Total	642,209.00
		State Equalization Ratio	92.43		

1604
Population 1980 18,200
Population 1990 17,084
S & P Rating
Moody Rating A

General Tax Rate Per \$100. 1.69
State Equalized Tax Rate 1.79

HAWTHORNE BOROUGH - PASSAIC CO.
Form of Government
Commission (1911)
Number of Members - 3

PER CAPITA:
Gross Debt 558.69
Net Debt 416.74
Debt Service 37.94
Total Tax Levy 1,363.47
Municipal Expenditures 548.60
PER CENT:
Gross Debt .73
Net Debt .54
Tax Levy Collected 97.49
Tax Levy Cancelled, Abated or Adjusted .35

EXPENDITURES		REVENUES-REALIZED		1991 PROPERTY TAX	
GENERAL GOVERNMENT				STATE EQUALIZED TAX RATE	
Governing Body & Public Boards		1991 Property Taxes Collected	22,748,659.96	Local District School Taxes	12,721,383.77
Municipal Clerk		1991 Payments in Lieu of Taxes		Regional & Consolidated School Tax	
Financial Administration	29,000.00	Delinquent Tax & Lien Collections	522,997.77	School Taxes in Municipal Budget	
Assessment of Taxes	63,709.00	Business Personalty Replacement Taxes	278,340.12	County Taxes	5,902,021.33
Collection of Taxes	111,625.00	Taxes from Public Utilities	1,027,915.00	County Library Taxes	
Planning, Housing & Development	67,615.00	Other Miscellaneous Tax Revenues		Local Municipal Purpose Taxes	4,621,873.00
Human Resources	165,226.26	State Aid Revenues	704,091.69	Veteran & Senior Citizen Taxes	207,200.00
Elections		Federal Aid Revenues		Total Taxes for Rate Computation	23,452,478.10
General Administration (other)	628,968.00	State and Local Fiscal Assistance Act Utilized		Special District Taxes	
JUDICIARY		Sale of Acquired Property		Bank Corp. Taxes	
Municipal Courts	69,100.25	Other Miscellaneous Revenues	1,270,413.01	Added and Omitted Taxes	48,221.49
PUBLIC SAFETY		Total	26,552,417.55	Total Taxes Levied - ABSTRACT	23,293,499.59
Fire Protection	218,539.70	Prior Years Surplus Appropriated	1,450,000.00	Total Taxes Billed	23,333,884.69
Police Protection	1,411,565.44	REVENUES TOTAL	28,002,417.55	1991 TAXES COLLECTED	22,748,659.96
Civil Defense & Disaster Control	3,677.00	Reserve For Uncollected Taxes	1,310,697.00	1991 Taxes Cancelled, Abated or Adjusted	80,650.05
Environmental Inspection & Control	88,690.00	CAPITAL OUTLAY TOTAL	1,000,063.44	Transfer to Tax Title Liens or Foreclosed	9,731.02
Other Public Safety				Balance Outstanding Dec. 31, 1991	494,843.66
PUBLIC WORKS				PRIOR YEARS TAXES OUTSTANDING	
Streets and Drainage	432,800.00	Public Enterprises	49,103.33	Balance January 1, 1991	615,640.18
Sewers and Sewage Processing	1,864,707.44	Recreation-Culture	31,923.96	Collected in 1991	522,997.77
Garbage and Trash Disposal	471,000.00	Public Works	880,639.59	Cancelled, Abated or Adjusted 1991	85,303.09
Public Buildings and Grounds		Buildings and Grounds	18,359.99	Transfers to Tax Title Liens or Foreclosed	6,805.80
Other Public Works	127,705.00	Library and Education	20,036.57	Balance December 31, 1991	533.52
HEALTH and WELFARE		Conservation		TAX TITLE LIENS OUTSTANDING	
Health Services Except Environmental	117,379.00	All Other		Balance January 1, 1991	3,625.29
Welfare-Public Assistance	6,605.00			Transfer From Taxes	18,070.67
Hospital, Clinics, First Aid				Redeemed in 1991	
Animal, Insect, & Rodent Control				Cancelled, Abated or Adjusted (1991)	
Other Welfare Services				Transfers to Foreclosed Property	
RECREATION and CONSERVATION				Balance December 31, 1991	21,695.96
Beaches and Boardwalks				PROPERTY ACQUIRED BY DEED OR FORECLOSURE	
Parks, Playgrounds, Shade Trees	33,800.00			Balance January 1, 1991	79,980.00
Land Reclamation & Conservation	26,533.00			Transfers From Taxes or Liens	
Other Recreational Services	147,977.00			Sale for Cash (1991)	
EDUCATION (excluding schools)				Cancelled, Abated or Adjusted (1991)	45,000.00
Libraries	429,208.00			Balance December 31, 1991	34,980.00
Other Educational Services				CURRENT FINANCES DECEMBER 31, 1991	
STATUTORY EXPENDITURES				ASSETS	
Pensions & F. L. C. A.	448,632.00			Cash Dec. 31, 1991	5,124,911.29
Employee Fringe Benefits	385,000.00			Taxes Receivable	495,377.18
Other Statutory Expenditures				Tax Title Liens	21,695.96
CETA And Other Public Employment Programs				Foreclosed Property	34,980.00
MUNICIPAL FUNCTIONS TOTAL	7,349,062.09			Emergencies & Other Deferred Charges	4,000.00
CAPITAL IMPROVEMENTS *MEMO*	85,000.00			State and Federal Aid Receivable	55,121.54
DEBT SERVICE				Other Receivables	12,252.41
Principal Payments	331,550.00			Total	5,748,338.38
Interest Payments	316,624.98			LIABILITIES, RESERVES, AND SURPLUS	
DEFERRED CHARGES	64,346.08			Cash Liabilities	1,630,656.36
SCHOOL, COUNTY, SPECIAL DISTRICT TAXES	18,623,405.10			Reserves for Receivables	564,305.55
RESERVE FOR UNCOLLECTED TAXES	1,310,697.00			Surplus Dec. 31, 1991	3,553,376.47
EXPENDITURES TOTAL	27,995,635.25			Total	5,748,338.38

1339
 Population 1980 23,013
 Population 1990 21,976
 S & P Rating
 Moody Rating A

General Tax Rate Per \$100.
 3.73
 State Equalized Tax Rate
 2.24

HAZLET TOWNSHIP - MONMOUTH CO.
 Form of Government
 Township Committee
 Number of Members - 5

PER CAPITA:
 Gross Debt 627.04
 Net Debt 347.45
 Debt Service 48.40
 Total Tax Levy 1,074.77
 Municipal Expenditures 381.66

PER CENT:
 Gross Debt 1.34
 Net Debt .74
 Tax Levy Collected 96.47
 Tax Levy Cancelled, Abated or Adjusted

EXPENDITURES		REVENUES-REALIZED		1991 PROPERTY TAX	
GENERAL GOVERNMENT				STATE EQUALIZED TAX RATE	
Governing Body & Public Boards				Local District School Taxes	1.44
Municipal Clerk	40,743.00	1991 Property Taxes Collected		Regional & Consolidated School Tax	
Financial Administration	88,729.00	1991 Payments in Lieu of Taxes		School Taxes in Municipal Budget	
Assessment of Taxes	77,571.91	Delinquent Tax & Lien Collections		County Taxes	.42 *
Collection of Taxes	66,648.00	Business Personalty Replacement Taxes		County Library Taxes	.02
Planning, Housing & Development	11,034.00	Taxes from Public Utilities		Local Municipal Purpose Taxes	.36
Human Resources	92,971.84	Other Miscellaneous Tax Revenues		Veteran & Senior Citizen Taxes	
Elections	6,194.00	State Aid Revenues		Total Taxes for Rate Computation	2.24
General Administration (other)	895,183.68	Federal Aid Revenues		Special District Taxes	
JUDICIARY		State and Local Fiscal Assistance Act Utilized		Bank Corp. Taxes	
Municipal Courts	169,595.55	Sale of Acquired Property		Added and Omitted Taxes	
PUBLIC SAFETY		Other Miscellaneous Revenues		Total Taxes Levied - ABSTRACT	
Fire Protection		Total		Total Taxes Billed	
Police Protection	2,172,604.12	Prior Years Surplus Appropriated		1991 TAXES COLLECTED	
Civil Defense & Disaster Control	11,461.00	REVENUES		1991 Taxes Cancelled, Abated or Adjusted	
Environmental Inspection & Control	100,827.00	Reserve For Uncollected Taxes		Transfer to Tax Title Liens or Foreclosed	
Other Public Safety		CAPITAL OUTLAY		Balance Outstanding Dec. 31, 1991	
PUBLIC WORKS		TOTAL		PRIOR YEARS TAXES OUTSTANDING	
Streets and Drainage	450,144.00	Public Enterprises		Balance January 1, 1991	
Sewers and Sewage Processing	5,950.00	Recreation-Culture		Collected in 1991	
Garbage and Trash Disposal		Public Works		Cancelled, Abated or Adjusted 1991	
Public Buildings and Grounds	179,000.00	Buildings and Grounds		Transfers to Tax Title Liens or Foreclosed	
Other Public Works	351,364.18	Library and Education		Balance December 31, 1991	
HEALTH and WELFARE		Conservation		TAX TITLE LIENS OUTSTANDING	
Health Services Except Environmental	152,109.17	All Other		Balance January 1, 1991	
Welfare-Public Assistance	19,902.00	CAPITAL DEBT AUTHORIZED, DECEMBER 31, 1991		Transfer From Taxes	
Hospital, Clinics, First Aid		ISSUED AND UNISSUED		Redeemed in 1991	
Animal, Insect, & Rodent Control	2,000.00	GROSS DEBT		Cancelled, Abated or Adjusted (1991)	
Other Welfare Services	2,000.00	NET DEBT		Transfers to Foreclosed Property	
RECREATION and CONSERVATION		School		Balance December 31, 1991	
Beaches and Boardwalks		Self-Liquidating		PROPERTY ACQUIRED BY DEED OR FORECLOSURE	
Parks, Playgrounds, Shade Trees		Other		Balance January 1, 1991	
Land Reclamation & Conservation	1,283.00	Total		Transfers From Taxes or Liens	
Other Recreational Services	107,282.00	ISSUED AND OUTSTANDING		Sale for Cash (1991)	
EDUCATION (excluding schools)		School		Cancelled, Abated or Adjusted (1991)	
Libraries	25,900.00	Self-Liquidating		Balance December 31, 1991	
Other Educational Services		Other		CURRENT FINANCES DECEMBER 31, 1991	
STATUTORY EXPENDITURES		Total		ASSETS	
Pensions & F. I. C. A.	616,699.04	EQUALIZED VALUATION BASIS		Cash Dec. 31, 1991	
Employee Fringe Benefits	511,685.42	FOR NET DEBT COMPUTATION		Taxes Receivable	
Other Statutory Expenditures		REAL PROPERTY VALUATIONS		Tax Title Liens	
CETA And Other Public Employment Programs		Code Class # of Parcels % VAL'N		Foreclosed Property	
MUNICIPAL FUNCTIONS		ASSESSED VALUATION		Emergencies & Other Deferred Charges	
CAPITAL IMPROVEMENTS *MEMO*	6,158,881.91	1 Vacant Land 332 1.75		State and Federal Aid Receivable	
DEBT SERVICE		2 Residential 5980 83.22		Other Receivables	
Principal Payments	530,000.00	3 Farm 8 .10		Total	
Interest Payments	533,561.17	4a Commercial 254 13.51		LIABILITIES, RESERVES, AND SURPLUS	
		4b Industrial 8 1.41		Cash Liabilities	
		4c Apartments		Reserves for Receivables	
		Total 6582		Surplus Dec. 31, 1991	
		Land Area 5.60 Sq. Miles		Total	
DEFERRED CHARGES		Net Valuation Taxable-Municipal			
SCHOOL, COUNTY, SPECIAL DISTRICT TAXES	19,923,561.13	Net Valuation Taxable-County			
RESERVE FOR UNCOLLECTED TAXES	868,108.24	State Equalized Valuation			
EXPENDITURES		State Equalization Ratio			
TOTAL	28,315,527.10				

1206
Population 1980 955
Population 1990 1,211
S & P Rating
Moody Rating BAA

General Tax Rate Per \$100. 2.75
State Equalized Tax Rate 1.76

HELMETTA BOROUGH - MIDDLESEX CO.
Form of Government
Borough Council
Number of Members - 6

PER CAPITA:
Gross Debt 1,648.84
Net Debt 614.99
Debt Service 32.04
Total Tax Levy 1,052.44
Municipal Expenditures 652.52

PER CENT:
Gross Debt 3.09
Net Debt 1.15
Tax Levy Collected 96.12
Tax Levy Cancelled, Abated or Adjusted

EXPENDITURES	REVENUES-REAUZED	1991 PROPERTY TAX
GENERAL GOVERNMENT		STATE EQUALIZED TAX RATE .81
Governing Body & Public Boards 500.00	1991 Property Taxes Collected 1,227,116.98	Local District School Taxes 575,000.00
Municipal Clerk	1991 Payments in Lieu of Taxes	Regional & Consolidated School Tax
Financial Administration 26,300.00	Delinquent Tax & Lien Collections 66,246.06	School Taxes in Municipal Budget
Assessment of Taxes 11,000.00	Business Personalty Replacement Taxes 68,541.32	County Taxes .53 377,296.85
Collection of Taxes 9,600.00	Taxes from Public Utilities 71,601.00	County Library Taxes
Planning, Housing & Development 8,455.00	Other Miscellaneous Tax Revenues	Local Municipal Purpose Taxes .41 292,722.17
Human Resources 23,180.00	State Aid Revenues 59,089.35	Veteran & Senior Citizen Taxes 10,650.00
Elections 600.00	Federal Aid Revenues	Total Taxes for Rate Computation 1.75 1,255,669.02
General Administration (other) 135,825.00	State and Local Fiscal Assistance Act Utilized	Special District Taxes
JUDICIARY	Sale of Acquired Property	Bank Corp. Taxes
Municipal Courts 11,500.00	Other Miscellaneous Revenues 103,496.35	Added and Omitted Taxes 29,486.00
PUBLIC SAFETY	Total 1,596,091.06	Total Taxes Levied - ABSTRACT 1,274,505.02
Fire Protection 19,833.00	Prior Years Surplus Appropriated 159,004.00	Total Taxes Billed 1,276,710.36
Police Protection 123,688.35	REVENUES TOTAL 1,755,095.06	1991 TAXES COLLECTED 1,227,116.98
Civil Defense & Disaster Control 1,400.00	Reserve For Uncollected Taxes 75,336.31	1991 Taxes Cancelled, Abated or Adjusted
Environmental Inspection & Control 45,100.00	CAPITAL OUTLAY TOTAL 573,998.84	Transfer to Tax Title Liens or Foreclosed 2,450.25
Other Public Safety	Public Enterprises 22,330.77	Balance Outstanding Dec. 31, 1991 47,143.13
PUBLIC WORKS	Recreation-Culture	PRIOR YEARS TAXES OUTSTANDING
Streets and Drainage 44,991.00	Public Works 408,575.48	Balance January 1, 1991 84,959.78
Sewers and Sewage Processing 17,500.00	Buildings and Grounds 143,092.59	Collected in 1991 66,246.06
Garbage and Trash Disposal 86,000.00	Library and Education	Cancelled, Abated or Adjusted 1991 15,660.47
Public Buildings and Grounds 4,000.00	Conservation	Transfers to Tax Title Liens or Foreclosed 3,053.25
Other Public Works 8,200.00	All Other	Balance December 31, 1991
HEALTH and WELFARE	CAPITAL DEBT AUTHORIZED, DECEMBER 31, 1991	TAX TITLE LIENS OUTSTANDING
Health Services Except Environmental	ISSUED AND UNISSUED GROSS DEBT NET DEBT	Balance January 1, 1991 1,717.34
Welfare-Public Assistance 360.00	School	Transfer From Taxes 5,966.13
Hospital, Clinics, First Aid	Self-Liquidating 909,000	Redeemed in 1991
Animal, Insect, & Rodent Control 3,500.00	Other 1,087,750	Cancelled, Abated or Adjusted (1991)
Other Welfare Services	Total 1,996,750	Transfers to Foreclosed Property
RECREATION and CONSERVATION	ISSUED AND OUTSTANDING	Balance December 31, 1991 7,683.47
Beaches and Boardwalks	School	PROPERTY ACQUIRED BY DEED OR FORECLOSURE
Parks, Playgrounds, Shade Trees 500.00	Self-Liquidating 585,000.00	Balance January 1, 1991
Land Reclamation & Conservation	Other 503,000.00	Transfers From Taxes or Liens
Other Recreational Services 2,500.00	Total 1,088,000.00	Sale for Cash (1991)
EDUCATION (excluding schools)	EQUAUZED VALUATION BASIS	Cancelled, Abated or Adjusted (1991)
Libraries	FOR NET DEBT COMPUTATION 64,649,547	Balance December 31, 1991 29,800.00
Other Educational Services	REAL PROPERTY VALUATIONS	CURRENT FINANCES DECEMBER 31, 1991
STATUTORY EXPENDITURES	Code Class # of Parcels % VAL'N ASSESSED VALUATION	ASSETS
Pensions & F. L. C. A. 29,829.00	1 Vacant Land 142 3.78 1,704,500.00	Cash Dec. 31, 1991 460,848.13
Employee Fringe Benefits 19,000.00	2 Residential 589 82.66 37,292,700.00	Taxes Receivable 47,143.13
Other Statutory Expenditures 2,300.00	3 Farm	Tax Title Liens 7,683.47
CETA And Other Public Employment Programs	4a Commercial 6 1.95 877,500.00	Foreclosed Property 29,800.00
MUNICIPAL FUNCTIONS TOTAL 638,773.35	4b Industrial 27 11.61 5,238,400.00	Emergencies & Other Deferred Charges 48,400.00
CAPITAL IMPROVEMENTS *MEMO* 15,000.00	4c Apartments	State and Federal Aid Receivable 1,986.60
DEBT SERVICE	Total 764 45,113,100.00	Other Receivables 1,844.58
Principal Payments 15,000.00	Land Area .80 Sq. Miles	Total 597,705.91
Interest Payments 23,797.50	Net Valuation Taxable-Municipal 45,353,613	LIABILITIES, RESERVES, AND SURPLUS
DEFERRED CHARGES 37,296.00	Net Valuation Taxable-County 92,251,687	Cash Liabilities 292,822.43
SCHOOL, COUNTY, SPECIAL DISTRICT TAXES 952,296.85	State Equalized Valuation 70,542,991	Reserves for Receivables 86,471.18
RESERVE FOR UNCOLLECTED TAXES 75,336.31	State Equalization Ratio 64.17	Surplus Dec. 31, 1991 218,412.30
EXPENDITURES TOTAL 1,742,500.01		Total 597,705.91

0419
 Population 1980 1,250
 Population 1990 1,045
 S & P Rating
 Moody Rating

General Tax Rate Per \$100. 3.88
 State Equalized Tax Rate 2.28

HI-NELLA BOROUGH - CAMDEN COUNTY
 Form of Government
 Borough Council
 Number of Members - 6

PER CAPITA:
 Gross Debt 37.95
 Net Debt 32.47
 Debt Service
 Total Tax Levy 530.82
 Municipal Expenditures 411.66
 PER CENT:
 Gross Debt .17
 Net Debt .15
 Tax Levy Collected 92.88
 Tax Levy Cancelled, Abated or Adjusted

EXPENDITURES		REVENUES-REALIZED		1991 PROPERTY TAX	
GENERAL GOVERNMENT		1991 Property Taxes Collected		STATE EQUALIZED TAX RATE 1.01	
Governing Body & Public Boards		1991 Payments in Lieu of Taxes	515,333.15	Local District School Taxes	245,635.06
Municipal Clerk		Delinquent Tax & Lien Collections	27,350.32	Regional & Consolidated School Tax	
Financial Administration	17,600.00	Business Personalty Replacement Taxes	4,456.68	School Taxes in Municipal Budget	
Assessment of Taxes	2,100.00	Taxes from Public Utilities	52,642.00	County Taxes	193,110.16
Collection of Taxes	3,450.00	Other Miscellaneous Tax Revenues	59,987.21	County Library Taxes	5,861.98
Planning, Housing & Development	525.00	State Aid Revenues		Local Municipal Purpose Taxes	110,000.00
Human Resources	4,631.00	Federal Aid Revenues		Veteran & Senior Citizen Taxes	6,650.00
Elections	1,800.00	State and Local Fiscal Assistance Act Utilized		Total Taxes for Rate Computation	561,257.20
General Administration (other)	79,044.93	Sale of Acquired Property		Special District Taxes	
JUDICIARY		Other Miscellaneous Revenues	138,535.13	Bank Corp. Taxes	
Municipal Courts	22,590.00	Total	798,304.49	Added and Omitted Taxes	94.99
PUBLIC SAFETY		Prior Years Surplus Appropriated	115,000.00	Total Taxes Levied - ABSTRACT	554,702.19
Fire Protection	10,044.41	REVENUES TOTAL	913,304.49	Total Taxes Billed	554,866.98
Police Protection	59,750.00	Reserve For Uncollected Taxes	76,103.09	1991 TAXES COLLECTED	515,333.15
Civil Defense & Disaster Control	200.00	CAPITAL OUTLAY TOTAL	142.50	1991 Taxes Cancelled, Abated or Adjusted	
Environmental Inspection & Control				Transfer to Tax Title Liens or Foreclosed	4,047.59
Other Public Safety				Balance Outstanding Dec. 31, 1991	35,486.24
PUBLIC WORKS				PRIOR YEARS TAXES OUTSTANDING	
Streets and Drainage	12,425.00	Public Enterprises		Balance January 1, 1991	62,669.29
Sewers and Sewage Processing	68,320.00	Recreation-Culture		Collected in 1991	27,350.32
Garbage and Trash Disposal	27,000.00	Public Works	142.50	Cancelled, Abated or Adjusted 1991	1,609.79
Public Buildings and Grounds	19,560.00	Buildings and Grounds		Transfers to Tax Title Liens or Foreclosed	
Other Public Works	11,000.00	Library and Education		Balance December 31, 1991	33,709.19
HEALTH and WELFARE		Conservation		TAX TITLE LIENS OUTSTANDING	
Health Services Except Environmental	275.00	All Other		Balance January 1, 1991	10,754.83
Welfare-Public Assistance	1,325.00	CAPITAL DEBT AUTHORIZED, DECEMBER 31, 1991		Transfer From Taxes	4,047.59
Hospital, Clinics, First Aid		ISSUED AND UNISSUED GROSS DEBT NET DEBT		Redeemed in 1991	
Animal, Insect, & Rodent Control	300.00	School		Cancelled, Abated or Adjusted (1991)	
Other Welfare Services		Self-Liquidating		Transfers to Foreclosed Property	
RECREATION and CONSERVATION		Other	39,657	Balance December 31, 1991	14,802.42
Beaches and Boardwalks		Total	39,657	PROPERTY ACQUIRED BY DEED OR FORECLOSURE	
Parks, Playgrounds, Shade Trees	7,000.00	ISSUED AND OUTSTANDING		Balance January 1, 1991	950.00
Land Reclamation & Conservation	25.00	School		Transfers From Taxes or Liens	
Other Recreational Services	1,500.00	Self-Liquidating		Sale for Cash (1991)	
EDUCATION (excluding schools)		Other		Cancelled, Abated or Adjusted (1991)	
Libraries	2,200.00	Total		Balance December 31, 1991	950.00
Other Educational Services		EQUALIZED VALUATION BASIS		CURRENT FINANCES DECEMBER 31, 1991	
STATUTORY EXPENDITURES		FOR NET DEBT COMPUTATION	22,923,809	ASSETS	
Pensions & F. I. C. A.	10,416.57	REAL PROPERTY VALUATIONS		Cash Dec. 31, 1991	356,104.14
Employee Fringe Benefits		Code Class # of Parcels % VAL'N ASSESSED VALUATION		Taxes Receivable	69,195.43
Other Statutory Expenditures		1 Vacant Land 11 .60 84,900.00		Tox Title Liens	14,802.42
CETA And Other Public Employment Programs		2 Residential 124 48.17 6,841,700.00		Foreclosed Property	950.00
MUNICIPAL FUNCTIONS TOTAL	354,081.91	3 Farm 2 .69 97,700.00		Emergencies & Other Deferred Charges	2,063.77
CAPITAL IMPROVEMENTS *MEMO*		4a Commercial 10 14.18 2,014,200.00		State and Federal Aid Receivable	
DEBT SERVICE		4b Industrial 1 2.24 318,600.00		Other Receivables	22,447.31
Principal Payments		4c Apartments 3 34.13 4,847,400.00		Total	465,563.07
Interest Payments		Total 151 14,204,500.00		LIABILITIES, RESERVES, AND SURPLUS	
DEFERRED CHARGES		Land Area .23 Sq. Miles		Cash Liabilities	139,877.88
SCHOOL, COUNTY, SPECIAL DISTRICT TAXES	444,607.20	Net Valuation Taxable-Municipal	14,309,309	Reserves for Receivables	122,401.27
RESERVE FOR UNCOLLECTED TAXES	76,103.09	Net Valuation Taxable-County	22,822,241	Surplus Dec. 31, 1991	203,283.92
EXPENDITURES TOTAL	874,792.20	State Equalized Valuation	24,245,700	Total	465,563.07
		State Equalization Ratio	58.84		

1014
Population 1980 3,435
Population 1990 3,886
S & P Rating
Moody Rating A

General Tax Rate Per \$100. 2.05
State Equalized Tax Rate 2.07

HIGH BRIDGE BOROUGH - HUNTERDON CO.
Form of Government
Borough Council
Number of Members - 6

PER CAPITA:
Gross Debt 625.85
Net Debt 311.12
Debt Service 142.78
Total Tax Levy 1,076.40
Municipal Expenditures 500.36
PER CENT:
Gross Debt 1.17
Net Debt .58
Tax Levy Collected 95.44
Tax Levy Cancelled, Abated or Adjusted .31

EXPENDITURES	REVENUES-REALIZED	1991 PROPERTY TAX	
GENERAL GOVERNMENT		STATE EQUALIZED TAX RATE	
Governing Body & Public Boards		Local District School Taxes 1.15	2,323,621.00
Municipal Clerk		Regional & Consolidated School Tax .39	785,484.87
Financial Administration 28,472.50	1991 Property Taxes Collected 4,005,794.45	School Taxes in Municipal Budget	
Assessment of Taxes 13,900.00	1991 Payments in Lieu of Taxes	County Taxes .28	566,414.60
Collection of Taxes 19,873.75	Delinquent Tax & Lien Collections 214,237.35	County Library Taxes .02	45,541.95
Planning, Housing & Development 12,885.50	Business Personalty Replacement Taxes 84,678.12	Local Municipal Purpose Taxes .23	460,201.02
Human Resources 2,729.00	Taxes from Public Utilities 120,093.82	Veteran & Senior Citizen Taxes	26,700.00
Elections	Other Miscellaneous Tax Revenues	Total Taxes for Rate Computation 2.07	4,207,963.44
General Administration (other) 188,093.02	State Aid Revenues	Special District Taxes	
JUDICIARY	Federal Aid Revenues	Bank Corp. Taxes	
Municipal Courts 26,711.03	State and Local Fiscal Assistance Act Utilized	Added and Omitted Taxes	1,620.67
PUBLIC SAFETY	Sale of Acquired Property	Total Taxes Levied - ABSTRACT	4,182,884.11
Fire Protection 35,252.70	Other Miscellaneous Revenues	Total Taxes Billed	4,197,390.70
Police Protection 242,755.25		1991 TAXES COLLECTED	4,005,794.45
Civil Defense & Disaster Control	Prior Years Surplus Appropriated 653,954.25	1991 Taxes Cancelled, Abated or Adjusted	13,020.35
Environmental Inspection & Control	REVENUES TOTAL 5,482,214.07	Transfer to Tax Title Liens or Foreclosed	41,664.21
Other Public Safety	Reserve For Uncollected Taxes 360,983.16	Balance Outstanding Dec. 31, 1991	136,911.69
PUBLIC WORKS	CAPITAL OUTLAY TOTAL 449,991.08	PRIOR YEARS TAXES OUTSTANDING	
Streets and Drainage 223,658.92	Public Enterprises	Balance January 1, 1991	222,214.37
Sewers and Sewage Processing	Recreation-Culture	Collected in 1991	195,802.53
Garbage and Trash Disposal	Public Works 146,669.79	Cancelled, Abated or Adjusted 1991	16.61
Public Buildings and Grounds 24,093.00	Buildings and Grounds 206,271.83	Transfers to Tax Title Liens or Foreclosed	18,657.73
Other Public Works 19,939.00	Library and Education	Balance December 31, 1991	3,737.50
HEALTH and WELFARE	Conservation	TAX TITLE LIENS OUTSTANDING	
Health Services Except Environmental	All Other	Balance January 1, 1991	66,199.38
Welfare-Public Assistance 11,588.00		Transfer From Taxes	64,474.76
Hospital, Clinics, First Aid	CAPITAL DEBT AUTHORIZED, DECEMBER 31, 1991	Redeemed in 1991	14,434.82
Animal, Insect, & Rodent Control	ISSUED AND UNISSUED GROSS DEBT NET DEBT	Cancelled, Abated or Adjusted (1991)	
Other Welfare Services	School 218,198	Transfers to Foreclosed Property	
RECREATION and CONSERVATION	Self-Liquidating 1,004,871	Balance December 31, 1991	116,239.32
Beaches and Boardwalks	Other 1,208,996	PROPERTY ACQUIRED BY DEED OR FORECLOSURE	
Parks, Playgrounds, Shade Trees 1,165.00	Total 2,432,065	Balance January 1, 1991	
Land Reclamation & Conservation 5.00		Transfers From Taxes or Liens	
Other Recreational Services 1,880.00	ISSUED AND OUTSTANDING	Sale for Cash (1991)	
EDUCATION (excluding schools)	School 172,556.04	Cancelled, Abated or Adjusted (1991)	
Libraries 12,228.63	Self-Liquidating 996,261.00	Balance December 31, 1991	
Other Educational Services	Other 1,191,141.85	CURRENT FINANCES DECEMBER 31, 1991	
STATUTORY EXPENDITURES	Total 2,359,958.89	ASSETS	
Pensions & F. I. C. A. 59,562.94	EQUALIZED VALUATION BASIS	Cash Dec. 31, 1991	1,749,760.68
Employee Fringe Benefits 79,022.92	FOR NET DEBT COMPUTATION	Taxes Receivable	140,649.19
Other Statutory Expenditures	REAL PROPERTY VALUATIONS	Tox Title Liens	116,239.32
CETA And Other Public Employment Programs	Code Class # of Parcels % VAL'N ASSESSED VALUATION	Foreclosed Property	
MUNICIPAL FUNCTIONS TOTAL 1,006,010.16	1 Vacant Land 105 2.28 4,643,531.00	Emergencies & Other Deferred Charges	14,448.70
CAPITAL IMPROVEMENTS *MEMO* 20,900.00	2 Residential 1291 88.30 180,056,000.00	State and Federal Aid Receivable	
DEBT SERVICE	3 Farm 27 1.12 2,290,342.00	Other Receivables	19,599.17
Principal Payments 468,372.00	4a Commercial 26 2.94 5,990,100.00	Total	2,040,697.06
Interest Payments 86,466.61	4b Industrial 10 4.50 9,175,500.00	LIABILITIES, RESERVES, AND SURPLUS	
DEFERRED CHARGES 22,557.07	4c Apartments 5 .86 1,762,500.00	Cash Liabilities	940,990.70
SCHOOL, COUNTY, SPECIAL DISTRICT TAXES 3,721,062.42	Total 1464 203,917,973.00	Reserves for Receivables	276,487.68
RESERVE FOR UNCOLLECTED TAXES 360,983.16	Land Area 2.30 Sq. Miles	Surplus Dec. 31, 1991	823,218.68
EXPENDITURES TOTAL 5,665,451.42	Net Valuation Taxable-Municipal 204,671,708	Total	2,040,697.06
	Net Valuation Taxable-County 189,498,716		
	State Equalized Valuation 202,373,246		
	State Equalization Ratio 101.14		

1207
 Population 1980 13,396
 Population 1990 13,279
 S & P Rating A+
 Moody Rating A

General Tax Rate Per \$100. 3.16
 State Equalized Tax Rate 2.91

HIGHLAND PARK BORO. - MIDDLESEX CO.
 Form of Government
 Borough Council
 Number of Members - 6

PER CAPITA:
 Gross Debt 625.01
 Net Debt 480.78
 Debt Service 48.76
 Total Tax Levy 1,271.00
 Municipal Expenditures 602.02
 PER CENT:
 Gross Debt 1.30
 Net Debt 1.00
 Tax Levy Collected 96.58
 Tax Levy Cancelled, Abated or Adjusted .19

EXPENDITURES		REVENUES-REALIZED		1991 PROPERTY TAX	
GENERAL GOVERNMENT				STATE EQUALIZED TAX RATE 1.81	
Governing Body & Public Boards		1991 Property Taxes Collected	16,317,580.71	Local District School Taxes	10,456,433.00
Municipal Clerk	73,230.00	1991 Payments in Lieu of Taxes		Regional & Consolidated School Tax	
Financial Administration	109,805.91	Delinquent Tax & Lien Collections	493,193.92	School Taxes in Municipal Budget	
Assessment of Taxes	62,580.00	Business Personalty Replacement Taxes	133,207.32	County Taxes	2,574,716.44
Collection of Taxes	42,297.03	Taxes from Public Utilities	516,071.00	County Library Taxes	
Planning, Housing & Development	24,331.20	Other Miscellaneous Tax Revenues		Local Municipal Purpose Taxes	3,835,044.34
Human Resources	245,250.76	State Aid Revenues	1,847,852.12	Veteran & Senior Citizen Taxes	60,500.00
Elections	3,800.00	Federal Aid Revenues		Total Taxes for Rate Computation	16,926,693.78
General Administration (other)	686,540.77	State and Local Fiscal Assistance Act Utilized		Special District Taxes	
JUDICIARY		Sale of Acquired Property		Bank Corp. Taxes	
Municipal Courts	280,578.87	Other Miscellaneous Revenues	864,232.37	Added and Omitted Taxes	11,380.78
PUBLIC SAFETY		Total	20,172,137.44	Total Taxes Levied - ABSTRACT	16,877,574.56
Fire Protection	359,087.72	Prior Years Surplus Appropriated	525,000.00	Total Taxes Billed	16,896,252.93
Police Protection	1,687,392.26	REVENUES TOTAL	20,697,137.44	1991 TAXES COLLECTED	16,317,580.71
Civil Defense & Disaster Control	5,690.00	Reserve For Uncollected Taxes	800,000.00	1991 Taxes Cancelled, Abated or Adjusted	32,271.86
Environmental Inspection & Control	118,759.52	CAPITAL OUTLAY TOTAL	640,753.79	Transfer to Tax Title Liens or Foreclosed	145,865.60
Other Public Safety				Balance Outstanding Dec. 31, 1991	397,534.76
PUBLIC WORKS				PRIOR YEARS TAXES OUTSTANDING	
Streets and Drainage	85,000.00	Public Enterprises	128,066.33	Balance January 1, 1991	494,891.37
Sewers and Sewage Processing		Recreation-Culture		Collected in 1991	367,273.92
Garbage and Trash Disposal	282,000.00	Public Works	42,923.12	Cancelled, Abated or Adjusted 1991	7,948.31
Public Buildings and Grounds	164,850.27	Buildings and Grounds	336,580.39	Transfers to Tax Title Liens or Foreclosed	92,376.70
Other Public Works	682,771.79	Library and Education	133,183.95	Balance December 31, 1991	27,292.44
HEALTH and WELFARE		Conservation		TAX TITLE LIENS OUTSTANDING	
Health Services Except Environmental	45,656.00	All Other		Balance January 1, 1991	126,684.14
Welfare-Public Assistance	33,453.00			Transfer From Taxes	256,515.51
Hospital, Clinics, First Aid				Redeemed in 1991	125,920.00
Animal, Insect, & Rodent Control				Cancelled, Abated or Adjusted (1991)	
Other Welfare Services				Transfers to Foreclosed Property	
RECREATION and CONSERVATION				Balance December 31, 1991	257,279.65
Beaches and Boardwalks				PROPERTY ACQUIRED BY DEED OR	
Parks, Playgrounds, Shade Trees				FORECLOSURE	
Land Reclamation & Conservation	6,552.64			Balance January 1, 1991	58,356.20
Other Recreational Services	113,529.20			Transfers From Taxes or Liens	
EDUCATION (excluding schools)				Sale for Cash (1991)	
Libraries	443,367.00			Cancelled, Abated or Adjusted (1991)	
Other Educational Services				Balance December 31, 1991	58,356.20
STATUTORY EXPENDITURES				CURRENT FINANCES DECEMBER 31, 1991	
Pensions & F. L. C. A.	440,863.39			ASSETS	
Employee Fringe Benefits	485,500.00			Cash Dec. 31, 1991	3,621,652.81
Other Statutory Expenditures				Taxes Receivable	424,827.20
CETA And Other Public Employment Programs				Tax Title Liens	257,279.65
MUNICIPAL FUNCTIONS TOTAL	6,482,887.33			Foreclosed Property	58,356.20
CAPITAL IMPROVEMENTS *MEMO*	62,875.00			Emergencies & Other Deferred Charges	102,064.90
DEBT SERVICE				State and Federal Aid Receivable	54,725.84
Principal Payments	320,000.00			Other Receivables	124,745.10
Interest Payments	327,507.50			Total	4,643,651.70
DEFERRED CHARGES	63,889.18			LIABILITIES, RESERVES, AND SURPLUS	
SCHOOL, COUNTY, SPECIAL DISTRICT TAXES	13,031,149.44			Cash Liabilities	2,557,116.49
RESERVE FOR UNCOLLECTED TAXES	800,000.00			Reserves for Receivables	865,208.15
EXPENDITURES TOTAL	21,025,433.45			Surplus Dec. 31, 1991	1,221,327.06
				Total	4,643,651.70

1317
Population 1980 5,187
Population 1990 4,849
S & P Rating
Moody Rating BAA1

General Tax Rate Per \$100. 2.35
State Equalized Tax Rate 2.46

HIGHLANDS BOROUGH - MONMOUTH CO.
Form of Government
Small Municipality Plan C (OMCL 50)
Number of Members - 5

PER CAPITA:
Gross Debt 1,137.60
Net Debt 551.46
Debt Service 80.82
Total Tax Levy 1,500.79
Municipal Expenditures 924.51
PER CENT:
Gross Debt 1.81
Net Debt .88
Tax Levy Collected 87.04
Tax Levy Cancelled, Abated or Adjusted .03

EXPENDITURES		REVENUES-REALIZED		1991 PROPERTY TAX	
GENERAL GOVERNMENT				STATE EQUALIZED TAX RATE	
Governing Body & Public Boards		1991 Property Taxes Collected	6,341,006.49	Local District School Taxes	.51 1,510,389.00
Municipal Clerk		1991 Payments in Lieu of Taxes		Regional & Consolidated School Tax	.61 1,812,234.62
Financial Administration	83,000.00	Delinquent Tax & Lien Collections	793,964.56	School Taxes in Municipal Budget	
Assessment of Taxes	30,000.00	Business Personalty Replacement Taxes	27,388.64	County Taxes	.41 * 1,202,490.26
Collection of Taxes	73,123.07	Taxes from Public Utilities	179,082.00	County Library Taxes	.02 44,583.22
Planning, Housing & Development	38,000.00	Other Miscellaneous Tax Revenues		Local Municipal Purpose Taxes	.91 2,705,872.67
Human Resources	100,521.10	State Aid Revenues	332,858.06	Veteran & Senior Citizen Taxes	
Elections	1,000.00	Federal Aid Revenues		Total Taxes for Rate Computation	2.46 7,332,369.77
General Administration (other)	400,152.90	State and Local Fiscal Assistance Act Utilized		Special District Taxes	
JUDICIARY		Sale of Acquired Property		Bank Corp. Taxes	
Municipal Courts	73,407.84	Other Miscellaneous Revenues	305,395.07	Added and Omitted Taxes	1,739.86
PUBLIC SAFETY		Total	7,979,694.82	Total Taxes Levied - ABSTRACT	7,277,309.63
Fire Protection	29,022.00	Prior Years Surplus Appropriated	168,000.00	Total Taxes Billed	7,285,189.89
Police Protection	663,719.90	REVENUES TOTAL	8,147,694.82	1991 TAXES COLLECTED	6,341,006.49
Civil Defense & Disaster Control		Reserve For Uncollected Taxes	1,140,978.10	1991 Taxes Cancelled, Abated or Adjusted	2,428.06
Environmental Inspection & Control	53,051.00	CAPITAL OUTLAY TOTAL	837,052.63	Transfer to Tax Title Liens or Foreclosed	272,818.88
Other Public Safety				Balance Outstanding Dec. 31, 1991	668,936.51
PUBLIC WORKS				PRIOR YEARS TAXES OUTSTANDING	
Streets and Drainage	187,312.04	Public Enterprises	385,055.50	Balance January 1, 1991	1,034,958.67
Sewers and Sewage Processing	164,100.00	Recreation-Culture		Collected in 1991	606,634.59
Garbage and Trash Disposal		Public Works	355,487.34	Cancelled, Abated or Adjusted 1991	
Public Buildings and Grounds	93,257.41	Buildings and Grounds	96,509.79	Transfers to Tax Title Liens or Foreclosed	321,701.87
Other Public Works	27,700.00	Library and Education		Balance December 31, 1991	106,622.21
HEALTH and WELFARE		Conservation		TAX TITLE LIENS OUTSTANDING	
Health Services Except Environmental	52,394.93	All Other		Balance January 1, 1991	405,304.02
Welfare-Public Assistance	7,750.00	CAPITAL DEBT AUTHORIZED, DECEMBER 31, 1991		Transfer From Taxes	594,520.75
Hospital, Clinics, First Aid		ISSUED AND UNISSUED		Redeemed in 1991	186,932.35
Animal, Insect, & Rodent Control		School		Cancelled, Abated or Adjusted (1991)	
Other Welfare Services		Self-Liquidating	2,842,200	Transfers to Foreclosed Property	
RECREATION and CONSERVATION		Other	2,674,025	Balance December 31, 1991	812,892.42
Beaches and Boardwalks	8,700.00	Total	5,516,225	PROPERTY ACQUIRED BY DEED OR FORECLOSURE	
Parks, Playgrounds, Shade Trees	5,520.94	ISSUED AND OUTSTANDING		Balance January 1, 1991	28,105.00
Land Reclamation & Conservation	366,810.96	School		Transfers From Taxes or Liens	
Other Recreational Services	1,000.00	Self-Liquidating	1,785,000.00	Sale for Cash (1991)	
EDUCATION (excluding schools)		Other	2,005,000.00	Cancelled, Abated or Adjusted (1991)	
Libraries	3,000.00	Total	3,790,000.00	Balance December 31, 1991	28,105.00
Other Educational Services		EQUALIZED VALUATION BASIS		CURRENT FINANCES DECEMBER 31, 1991	
STATUTORY EXPENDITURES		FOR NET DEBT COMPUTATION	303,940,002	ASSETS	
Pensions & F. I. C. A.	169,352.07	REAL PROPERTY VALUATIONS		Cash Dec. 31, 1991	539,979.39
Employee Fringe Benefits	168,500.00	Code Class # of Parcels % VAL'N		Taxes Receivable	775,558.72
Other Statutory Expenditures		1 Vacant Land 164 2.04	6,315,600.00	Tax Title Liens	812,892.42
CETA And Other Public Employment Programs		2 Residential 2186 84.97	262,763,200.00	Foreclosed Property	28,105.00
MUNICIPAL FUNCTIONS TOTAL	2,810,396.16	3 Farm		Emergencies & Other Deferred Charges	258,112.68
CAPITAL IMPROVEMENTS **MEMO*	40,000.00	4a Commercial 115 11.75	36,350,200.00	State and Federal Aid Receivable	10,243.84
DEBT SERVICE		4b Industrial		Other Receivables	434,728.41
Principal Payments	235,000.00	4c Apartments 15 1.23	3,804,800.00	Total	2,859,620.46
Interest Payments	156,877.29	Total 2480	309,233,800.00	LIABILITIES, RESERVES, AND SURPLUS	
DEFERRED CHARGES	139,701.49	Land Area .64 Sq. Miles		Cash Liabilities	426,671.24
SCHOOL, COUNTY, SPECIAL DISTRICT TAXES	4,569,697.10	Net Valuation Taxable-Municipal	309,748,593	Reserves for Receivables	2,051,284.55
RESERVE FOR UNCOLLECTED TAXES	1,140,978.10	Net Valuation Taxable-County	304,483,307	Surplus Dec. 31, 1991	381,664.67
EXPENDITURES TOTAL	9,052,650.14	State Equalized Valuation	296,319,073	Total	2,859,620.46
		State Equalization Ratio	104.54		

1104

Population 1980 4,581
 Population 1990 5,126
 S & P Rating
 Moody Rating A

General Tax Rate Per \$100. 14.08
 State Equalized Tax Rate 2.95

HIGHTSTOWN BOROUGH - MERCER CO.
 Form of Government
 Borough Council
 Number of Members - 6

PER CAPITA:

Gross Debt 1,475.88
 Net Debt 655.12
 Debt Service 68.55
 Total Tax Levy 1,391.69
 Municipal Expenditures 648.32

PER CENT:

Gross Debt 3.14
 Net Debt 1.39
 Tax Levy Collected 91.02
 Tax Levy Cancelled, Abated or Adjusted .65

EXPENDITURES		REVENUES-REALIZED		1991 PROPERTY TAX	
GENERAL GOVERNMENT				STATE EQUALIZED TAX RATE →	
Governing Body & Public Boards		1991 Property Taxes Collected	5,493,466.40	Local District School Taxes	
Municipal Clerk		1991 Payments in Lieu of Taxes	16,590.49	Regional & Consolidated School Tax	1.69 4,076,410.00
Financial Administration	59,326.12	Delinquent Tax & Lien Collections	372,722.30	School Taxes in Municipal Budget	
Assessment of Taxes	19,350.00	Business Personalty Replacement Taxes	86,806.48	County Taxes	.50 1,200,177.05
Collection of Taxes	12,331.00	Taxes from Public Utilities	255,766.00	County Library Taxes	.04 107,028.65
Planning, Housing & Development	7,937.00	Other Miscellaneous Tax Revenues		Local Municipal Purpose Taxes	.72 1,736,065.45
Human Resources	49,121.14	State Aid Revenues	323,716.72	Veteran & Senior Citizen Taxes	
Elections	2,000.00	Federal Aid Revenues		Total Taxes for Rate Computation	2.95 7,151,431.15
General Administration (other)	327,801.26	State and Local Fiscal Assistance Act Utilized		Special District Taxes	
JUDICIARY		Sale of Acquired Property		Bank Corp. Taxes	
Municipal Courts	64,780.00	Other Miscellaneous Revenues	553,454.34	Added and Omitted Taxes	14,105.90
PUBLIC SAFETY		Total	8,102,522.73	Total Taxes Levied - ABSTRACT	7,133,787.05
Fire Protection	113,231.63	Prior Years Surplus Appropriated	39,600.00	Total Taxes Billed	7,133,822.92
Police Protection	671,214.51	REVENUES TOTAL	8,142,122.73	1991 TAXES COLLECTED	6,493,466.40
Civil Defense & Disaster Control	2,000.00	Reserve For Uncollected Taxes	500,000.00	1991 Taxes Cancelled, Abated or Adjusted	46,717.44
Environmental Inspection & Control	62,956.00			Transfer to Tax Title Liens or Foreclosed	93,434.88
Other Public Safety				Balance Outstanding Dec. 31, 1991	500,204.20
PUBLIC WORKS		CAPITAL OUTLAY TOTAL	3,514,861.89	PRIOR YEARS TAXES OUTSTANDING	
Streets and Drainage	134,969.00	Public Enterprises	3,324,876.10	Balance January 1, 1991	447,742.89
Sewers and Sewage Processing		Recreation—Culture		Collected in 1991	372,722.30
Garbage and Trash Disposal	455,233.00	Public Works	118,652.89	Cancelled, Abated or Adjusted 1991	
Public Buildings and Grounds	59,662.00	Buildings and Grounds	71,332.90	Transfers to Tax Title Liens or Foreclosed	67,254.20
Other Public Works		Library and Education		Balance December 31, 1991	7,766.39
HEALTH and WELFARE		Conservation		TAX TITLE LIENS OUTSTANDING	
Health Services Except Environmental	76,125.00	All Other		Balance January 1, 1991	57,758.23
Welfare—Public Assistance	6,862.00			Transfer From Taxes	176,149.17
Hospital, Clinics, First Aid		CAPITAL DEBT AUTHORIZED, DECEMBER 31, 1991		Redeemed in 1991	
Animal, Insect, & Rodent Control	4,500.00	ISSUED AND UNISSUED		Cancelled, Abated or Adjusted (1991)	
Other Welfare Services		School	720,110.00	Transfers to Foreclosed Property	
RECREATION and CONSERVATION		Self-Liquidating	5,113,256.00	Balance December 31, 1991	233,907.40
Beaches and Boardwalks		Other	1,732,000.00	PROPERTY ACQUIRED BY DEED OR FORECLOSURE	
Parks, Playgrounds, Shade Trees	9,500.00	Total	7,565,366.00	Balance January 1, 1991	
Land Reclamation & Conservation	505.00	ISSUED AND OUTSTANDING		Transfers From Taxes or Liens	
Other Recreational Services	7,200.00	School	720,110.68	Sale for Cash (1991)	
EDUCATION (excluding schools)		Self-Liquidating	4,571,572.30	Cancelled, Abated or Adjusted (1991)	
Libraries		Other	1,429,500.00	Balance December 31, 1991	
Other Educational Services		Total	6,721,182.98	CURRENT FINANCES DECEMBER 31, 1991	
STATUTORY EXPENDITURES		EQUALIZED VALUATION BASIS FOR NET DEBT COMPUTATION	241,171,348	ASSETS	
Pensions & F. I. C. A.	138,304.00	REAL PROPERTY VALUATIONS		Cash Dec. 31, 1991	630,115.83
Employee Fringe Benefits	153,560.00	Code Class # of Parcels % VAL'N		Taxes Receivable	507,970.59
Other Statutory Expenditures		1 Vacant Land 83 .91	447,400.00	Tax Title Liens	233,907.40
CETA And Other Public Employment Programs		2 Residential 1354 71.78	35,145,900.00	Foreclosed Property	
MUNICIPAL FUNCTIONS TOTAL	2,438,468.66	3 Farm 3 .42	210,000.00	Emergencies & Other Deferred Charges	137,700.00
CAPITAL IMPROVEMENTS * MEMO *	9,000.00	4a Commercial 103 17.01	8,330,500.00	State and Federal Aid Receivable	
DEBT SERVICE		4b Industrial 10 3.00	1,470,500.00	Other Receivables	11,887.33
Principal Payments	245,000.00	4c Apartments 7 6.36	3,357,900.00	Total	1,521,581.15
Interest Payments	106,396.74	Total 1560	48,962,200.00	LIABILITIES, RESERVES, AND SURPLUS	
DEFERRED CHARGES	33,429.29	Land Area 1.23 Sq. Miles		Cash Liabilities	556,751.30
SCHOOL, COUNTY, SPECIAL DISTRICT TAXES	5,383,615.70	Net Valuation Taxable—Municipal	50,566,172	Reserves for Receivables	753,765.32
RESERVE FOR UNCOLLECTED TAXES	500,000.00	Net Valuation Taxable—County	246,792,880	Surplus Dec. 31, 1991	211,064.53
EXPENDITURES TOTAL	8,706,910.39	State Equalized Valuation	234,979,568	Total	1,521,581.15
		State Equalization Ratio	20.98		

1810
Population 1980 19,061
Population 1990 28,808
S & P Rating
Moody Rating AAA

General Tax Rate Per \$100.
3.59
State Equalized Tax Rate
2.02

HILLSBOROUGH TWP. - SOMERSET CO.
Form of Government
Township Committee
Number of Members - 5

PER CAPITA:
Gross Debt 701.46
Net Debt 357.88
Debt Service 42.02
Total Tax Levy 1,367.37
Municipal Expenditures 394.23
PER CENT:
Gross Debt 1.06
Net Debt .54
Tax Levy Collected 95.56
Tax Levy Cancelled, Abated or Adjusted .07

EXPENDITURES		REVENUES-REALIZED		1991 PROPERTY TAX	
GENERAL GOVERNMENT		1991 Property Taxes Collected		STATE EQUALIZED TAX RATE	
Governing Body & Public Boards			37,701,302.59	Local District School Taxes	1.27 24,426,147.50
Municipal Clerk		1991 Payments in Lieu of Taxes		Regional & Consolidated School Tax	
Financial Administration	75,368.00	Delinquent Tax & Lien Collections	1,828,641.29	School Taxes in Municipal Budget	
Assessment of Taxes	129,100.00	Business Personalty Replacement Taxes	202,535.80	County Taxes	.45 * 8,546,186.20
Collection of Taxes	169,335.00	Taxes from Public Utilities	2,255,508.00	County Library Taxes	.03 549,847.33
Planning, Housing & Development	232,516.00	Other Miscellaneous Tax Revenues		Local Municipal Purpose Taxes	.27 5,132,429.08
Human Resources	144,532.00	State Aid Revenues	1,020,161.13	Veteran & Senior Citizen Taxes	
Elections	6,917.00	Federal Aid Revenues		Total Taxes for Rate Computation	2.62 38,760,860.11
General Administration (other)	895,514.36	State and Local Fiscal Assistance Act Utilized		Special District Taxes	475,946.00
JUDICIARY		Sale of Acquired Property		Bank Corp. Taxes	
Municipal Courts	100,565.00	Other Miscellaneous Revenues	1,563,360.07	Added and Omitted Taxes	256,525.91
PUBLIC SAFETY			44,571,508.88	Total Taxes Levied - ABSTRACT	39,391,082.02
Fire Protection	348,839.00	Prior Years Surplus Appropriated	350,000.00	Total Taxes Billed	39,452,649.19
Police Protection	2,056,319.17	REVENUES TOTAL	44,921,508.88	1991 TAXES COLLECTED	37,701,302.59
Civil Defense & Disaster Control		Reserve For Uncollected Taxes	1,662,058.00	1991 Taxes Cancelled, Abated or Adjusted	27,086.01
Environmental Inspection & Control	281,800.00	CAPITAL OUTLAY TOTAL	2,954,630.92	Transfer to Tax Title Liens or Foreclosed	62,902.52
Other Public Safety				Balance Outstanding Dec. 31, 1991	1,661,358.07
PUBLIC WORKS				PRIOR YEARS TAXES OUTSTANDING	
Streets and Drainage	1,283,213.00	Public Enterprises		Balance January 1, 1991	1,413,682.02
Sewers and Sewage Processing	283,794.00	Recreation—Culture	17,520.07	Collected in 1991	1,334,265.13
Garbage and Trash Disposal	20,000.00	Public Works	347,631.07	Cancelled, Abated or Adjusted 1991	19,247.73
Public Buildings and Grounds	289,000.00	Buildings and Grounds	2,539,479.78	Transfers to Tax Title Liens or Foreclosed	44,410.05
Other Public Works	43,000.00	Library and Education		Balance December 31, 1991	15,759.11
HEALTH and WELFARE		Conservation		TAX TITLE LIENS OUTSTANDING	
Health Services Except Environmental	210,553.00	All Other		Balance January 1, 1991	545,013.25
Welfare-Public Assistance	75,631.00	CAPITAL DEBT AUTHORIZED, DECEMBER 31, 1991		Transfer From Taxes	116,523.95
Hospital, Clinics, First Aid		ISSUED AND UNISSUED		Redeemed in 1991	494,376.16
Animal, Insect, & Rodent Control		School	9,898,000	Cancelled, Abated or Adjusted (1991)	
Other Welfare Services		Self-Liquidating		Transfers to Foreclosed Property	
RECREATION and CONSERVATION		Other	10,309,699	Balance December 31, 1991	167,161.04
Beaches and Boardwalks		Total	20,207,699	PROPERTY ACQUIRED BY DEED OR FORECLOSURE	
Parks, Playgrounds, Shade Trees				Balance January 1, 1991	120,925.00
Land Reclamation & Conservation	1,500.00	ISSUED AND OUTSTANDING		Transfers From Taxes or Liens	
Other Recreational Services	113,200.00	School	9,898,000.00	Sale for Cash (1991)	
EDUCATION (excluding schools)		Self-Liquidating		Cancelled, Abated or Adjusted (1991)	
Libraries	3,575.00	Other	10,305,045.18	Balance December 31, 1991	120,925.00
Other Educational Services	500.00	Total	20,203,045.18	CURRENT FINANCES DECEMBER 31, 1991	
STATUTORY EXPENDITURES		EQUALIZED VALUATION BASIS FOR NET DEBT COMPUTATION	1,899,450.310	ASSETS	
Pensions & F. L. C. A.	754,231.00	REAL PROPERTY VALUATIONS		Cash Dec. 31, 1991	3,072,593.05
Employee Fringe Benefits	552,622.00	Code Class # of Parcels % VAL'N		Taxes Receivable	1,677,117.18
Other Statutory Expenditures		1 Vacant Land 1342 3.73	39,990,300.00	Tax Title Liens	167,161.04
CETA And Other Public Employment Programs		2 Residential 9311 79.78	855,395,900.00	Foreclosed Property	120,925.00
MUNICIPAL FUNCTIONS TOTAL	8,086,674.53	3 Farm 598 2.99	32,104,000.00	Emergencies & Other Deferred Charges	
CAPITAL IMPROVEMENTS *MEMO*	100.00	4a Commercial 270 7.80	83,604,000.00	State and Federal Aid Receivable	45.00
DEBT SERVICE		4b Industrial 99 4.06	43,491,300.00	Other Receivables	47,001.75
Principal Payments	797,091.60	4c Apartments 5 1.64	17,629,600.00	Total	5,084,843.02
Interest Payments	413,460.30	Total 11625	1,072,215,100.00	LIABILITIES, RESERVES, AND SURPLUS	
DEFERRED CHARGES	397,739.89	Land Area 54.80 Sq. Miles		Cash Liabilities	1,454,171.96
SCHOOL, COUNTY, SPECIAL DISTRICT TAXES	34,002,127.03	Net Valuation Taxable-Municipal	1,078,262,167	Reserves for Receivables	2,012,249.97
RESERVE FOR UNCOLLECTED TAXES	1,662,058.00	Net Valuation Taxable-County	1,987,512,625	Surplus Dec. 31, 1991	1,618,421.09
EXPENDITURES TOTAL	45,359,151.35	State Equalized Valuation	1,912,207,245	Total	5,084,843.02
		State Equalization Ratio	56.25		

0227
Population 1980 10,495
Population 1990 9,750
S & P Rating A+
Moody Rating A1

General Tax Rate Per \$100. 2.56
State Equalized Tax Rate 1.96

HILLSDALE BOROUGH - BERGEN COUNTY
Form of Government
Borough Council
Number of Members - 6

PER CAPITA:
Gross Debt 287.74
Net Debt 217.90
Debt Service 32.94
Total Tax Levy 1,660.34
Municipal Expenditures 792.68
PER CENT:
Gross Debt .33
Net Debt .25
Tax Levy Collected 97.15
Tax Levy Cancelled, Abated or Adjusted .12

EXPENDITURES		REVENUES-REALIZED		1991 PROPERTY TAX	
GENERAL GOVERNMENT				STATE EQUALIZED TAX RATE	
Governing Body & Public Boards		1991 Property Taxes Collected	15,828,708.38	Local District School Taxes	.82 6,780,197.00
Municipal Clerk		1991 Payments in Lieu of Taxes	33,098.83	Regional & Consolidated School Tax	.43 3,561,129.64
Financial Administration	57,233.10	Delinquent Tax & Lien Collections	314,783.05	School Taxes in Municipal Budget	
Assessment of Taxes	24,916.00	Business Personality Replacement Taxes	83,860.52	County Taxes	.25 2,085,454.99
Collection of Taxes	43,973.00	Taxes from Public Utilities	984,042.00	County Library Taxes	
Planning, Housing & Development	47,310.00	Other Miscellaneous Tax Revenues		Local Municipal Purpose Taxes	.45 3,703,546.16
Human Resources	81,968.00	State Aid Revenues	449,016.89	Veteran & Senior Citizen Taxes	
Elections	3,836.00	Federal Aid Revenues		Total Taxes for Rate Computation	1.95 16,234,677.79
General Administration (other)	537,668.86	State and Local Fiscal Assistance Act Utilized		Special District Taxes	
JUDICIARY		Sale of Acquired Property		Bank Corp. Taxes	
Municipal Courts	50,743.09	Other Miscellaneous Revenues	653,895.91	Added and Omitted Taxes	57,970.64
PUBLIC SAFETY		Total	18,347,405.58	Total Taxes Levied - ABSTRACT	16,188,298.43
Fire Protection	244,761.00	Prior Years Surplus Appropriated	1,702,214.38	Total Taxes Billed	16,293,777.20
Police Protection	1,315,286.46	REVENUES TOTAL	20,049,619.96	1991 TAXES COLLECTED	15,828,708.38
Civil Defense & Disaster Control	5,875.00	Reserve For Uncollected Taxes	467,804.41	1991 Taxes Cancelled, Abated or Adjusted	20,142.29
Environmental Inspection & Control	109,085.89	CAPITAL OUTLAY TOTAL	1,177,671.99	Transfer to Tax Title Liens or Foreclosed	7,055.24
Other Public Safety				Balance Outstanding Dec. 31, 1991	437,871.29
PUBLIC WORKS				PRIOR YEARS TAXES OUTSTANDING	
Streets and Drainage	797,255.00	Public Enterprises		Balance January 1, 1991	326,633.17
Sewers and Sewage Processing	672,363.60	Recreation-Culture	6,958.69	Collected in 1991	314,783.05
Garbage and Trash Disposal	954,473.00	Public Works	767,859.57	Cancelled, Abated or Adjusted 1991	11,850.12
Public Buildings and Grounds	89,800.00	Buildings and Grounds	402,853.73	Transfers to Tax Title Liens or Foreclosed	
Other Public Works		Library and Education		Balance December 31, 1991	
HEALTH and WELFARE		Conservation		TAX TITLE LIENS OUTSTANDING	
Health Services Except Environmental	48,288.00	All Other		Balance January 1, 1991	23,576.25
Welfare-Public Assistance	14,175.00	CAPITAL DEBT AUTHORIZED, DECEMBER 31, 1991		Transfer From Taxes	7,055.24
Hospital, Clinics, First Aid		ISSUED AND UNISSUED		Redeemed in 1991	
Animal, Insect, & Rodent Control		School	127,977	Cancelled, Abated or Adjusted (1991)	
Other Welfare Services		Self-Liquidating	553,000	Transfers to Foreclosed Property	
RECREATION and CONSERVATION		Other	2,124,500	Balance December 31, 1991	30,631.49
Beaches and Boardwalks		Total	2,805,477	PROPERTY ACQUIRED BY DEED OR FORECLOSURE	
Parks, Playgrounds, Shade Trees	164,275.00			Balance January 1, 1991	10,905.00
Land Reclamation & Conservation	91,475.09	ISSUED AND OUTSTANDING		Transfers From Taxes or Liens	
Other Recreational Services	62,236.00	School	75,000.00	Sale for Cash (1991)	
EDUCATION (excluding schools)		Self-Liquidating	553,000.00	Cancelled, Abated or Adjusted (1991)	
Libraries	290,074.00	Other	2,099,500.00	Balance December 31, 1991	10,905.00
Other Educational Services		Total	2,727,500.00	CURRENT FINANCES DECEMBER 31, 1991	
STATUTORY EXPENDITURES		EQUALIZED VALUATION BASIS		ASSETS	
Pensions & F. L. C. A.	334,039.89	FOR NET DEBT COMPUTATION	854,009,976	Cash Dec. 31, 1991	3,287,484.10
Employee Fringe Benefits	430,654.55	REAL PROPERTY VALUATIONS		Taxes Receivable	437,871.29
Other Statutory Expenditures		Code Class # of Parcels % VAL'N	ASSESSED VALUATION	Tax Title Liens	30,631.49
CETA And Other Public Employment Programs		1 Vacant Land 103 1.07	6,683,800.00	Foreclosed Property	10,905.00
MUNICIPAL FUNCTIONS TOTAL	6,471,765.53	2 Residential 3185 91.74	571,178,710.00	Emergencies & Other Deferred Charges	24,686.96
CAPITAL IMPROVEMENTS * MEMO *	19,000.00	3 Farm 5 .06	347,100.00	State and Federal Aid Receivable	206,895.33
DEBT SERVICE		4a Commercial 97 6.12	38,114,000.00	Other Receivables	34,276.81
Principal Payments	256,000.00	4b Industrial 12 .93	5,789,200.00	Total	4,032,750.98
Interest Payments	65,195.15	4c Apartments 1 .08	518,000.00	LIABILITIES, RESERVES, AND SURPLUS	
DEFERRED CHARGES	467,867.36	Total 3403	622,630,810.00	Cash Liabilities	2,225,193.00
SCHOOL, COUNTY, SPECIAL DISTRICT TAXES	12,426,731.63	Land Area 2.90 Sq. Miles		Reserves for Receivables	513,684.59
RESERVE FOR UNCOLLECTED TAXES	467,804.41	Net Valuation Taxable-Municipal	631,889,741	Surplus Dec. 31, 1991	1,293,873.39
EXPENDITURES TOTAL	20,155,414.08	Net Valuation Taxable-County	881,431,468	Total	4,032,750.98
		State Equalized Valuation	822,092,887		
		State Equalization Ratio	76.60		

2007

Population 1980 21,440
 Population 1990 21,044
 S & P Rating
 Moody Rating AAA

General Tax Rate Per \$100.

9.37

State Equalized Tax Rate

2.74

HILLSIDE TOWNSHIP - UNION COUNTY
 Form of Government
 Township Committee
 Number of Members - 5

PER CAPITA:

Gross Debt 766.93
 Net Debt 730.62
 Debt Service 61.06
 Total Tax Levy 1,397.10
 Municipal Expenditures 1,063.98

PER CENT:

Gross Debt 1.54
 Net Debt 1.47
 Tax Levy Collected 91.98
 Tax Levy Cancelled, Abated or Adjusted .26

EXPENDITURES		REVENUES-REALIZED		1991 PROPERTY TAX	
GENERAL GOVERNMENT				STATE EQUALIZED TAX RATE	
Governing Body & Public Boards		1991 Property Taxes Collected	13,025,254.06	Local District School Taxes	1.11 11,897,238.00
Municipal Clerk		1991 Payments in Lieu of Taxes		Regional & Consolidated School Tax	
Financial Administration	203,500.00	Delinquent Tax & Lien Collections	1,200,000.00	School Taxes in Municipal Budget	
Assessment of Taxes	79,793.00	Business Personalty Replacement Taxes	974,390.29	County Taxes	.40 4,236,102.05
Collection of Taxes	95,775.00	Taxes from Public Utilities	1,501,800.00	County Library Taxes	
Planning, Housing & Development	6,000.00	Other Miscellaneous Tax Revenues	1,156,900.00	Local Municipal Purpose Taxes	1.24 13,267,197.64
Human Resources	322,263.00	State Aid Revenues	2,298,478.35	Veteran & Senior Citizen Taxes	
Elections	7,400.00	Federal Aid Revenues		Total Taxes for Rate Computation	2.75 29,572,237.69
General Administration (other)	2,191,751.00	State and Local Fiscal Assistance Act Utilized		Special District Taxes	
JUDICIARY		Sale of Acquired Property		Bank Corp. Taxes	
Municipal Courts	127,800.00	Other Miscellaneous Revenues	1,329,742.33	Added and Omitted Taxes	
PUBLIC SAFETY		Total	21,486,565.03	Total Taxes Levied - ABSTRACT	29,400,587.69
Fire Protection	2,758,216.25	Prior Years Surplus Appropriated	1,074,224.00	Total Taxes Billed	14,161,157.61
Police Protection	4,223,408.99	REVENUES TOTAL	22,560,789.03	1991 TAXES COLLECTED	13,025,254.06
Civil Defense & Disaster Control	3,100.00	Reserve For Uncollected Taxes	2,474,000.00	1991 Taxes Cancelled, Abated or Adjusted	36,646.61
Environmental Inspection & Control	92,025.00	CAPITAL OUTLAY TOTAL	8,273,307.21	Transfer to Tax Title Liens or Foreclosed	101,086.44
Other Public Safety				Balance Outstanding Dec. 31, 1991	998,170.50
PUBLIC WORKS				PRIOR YEARS TAXES OUTSTANDING	
Streets and Drainage	1,086,020.00	Public Enterprises		Balance January 1, 1991	1,458,830.77
Sewers and Sewage Processing	966,800.00	Recreation-Culture		Collected in 1991	823,720.09
Garbage and Trash Disposal	2,776,900.00	Public Works	3,171.40	Cancelled, Abated or Adjusted 1991	
Public Buildings and Grounds	120,500.00	Buildings and Grounds	8,270,135.81	Transfers to Tax Title Liens or Foreclosed	
Other Public Works	60,000.00	Library and Education		Balance December 31, 1991	635,110.68
HEALTH and WELFARE		Conservation		TAX TITLE LIENS OUTSTANDING	
Health Services Except Environmental	156,585.00	All Other		Balance January 1, 1991	715,828.39
Welfare-Public Assistance	49,707.00	CAPITAL DEBT AUTHORIZED, DECEMBER 31, 1991		Transfer From Taxes	101,086.44
Hospital, Clinics, First Aid		ISSUED AND UNISSUED		Redeemed in 1991	107,353.28
Animal, Insect, & Rodent Control	21,000.00	School	99,000.00	Cancelled, Abated or Adjusted (1991)	
Other Welfare Services		Self-Liquidating	65,000.00	Transfers to Foreclosed Property	
RECREATION and CONSERVATION		Other	15,975,131.00	Balance December 31, 1991	709,561.55
Beaches and Boardwalks		Total	16,139,181.00	PROPERTY ACQUIRED BY DEED OR FORECLOSURE	
Parks, Playgrounds, Shade Trees		ISSUED AND OUTSTANDING		Balance January 1, 1991	36,500.00
Land Reclamation & Conservation	18,914.72	School	99,000.00	Transfers From Taxes or Liens	
Other Recreational Services	229,080.00	Self-Liquidating		Sale for Cash (1991)	
EDUCATION (excluding schools)		Other	15,973,300.00	Cancelled, Abated or Adjusted (1991)	
Libraries	442,400.00	Total	16,072,300.00	Balance December 31, 1991	36,500.00
Other Educational Services		EQUALIZED VALUATION BASIS		CURRENT FINANCES DECEMBER 31, 1991	
STATUTORY EXPENDITURES		FOR NET DEBT COMPUTATION	1,046,873.854	ASSETS	
Pensions & F. L. C. A.	574,375.00	REAL PROPERTY VALUATIONS		Cash Dec. 31, 1991	11,291,836.88
Employee Fringe Benefits	2,018,000.00	Code Class # of Parcels % VAL'N		Taxes Receivable	1,633,281.18
Other Statutory Expenditures		1 Vacant Land 132 .72	2,245,000.00	Tax Title Liens	709,561.55
CETA And Other Public Employment Programs		2 Residential 5581 66.79	209,278,500.00	Foreclosed Property	36,500.00
MUNICIPAL FUNCTIONS TOTAL	18,631,413.96	3 Farm		Emergencies & Other Deferred Charges	
CAPITAL IMPROVEMENTS *MEMO*	100.00	4a Commercial 276 8.59	26,904,800.00	State and Federal Aid Receivable	78,774.75
DEBT SERVICE		4b Industrial 179 22.71	71,158,200.00	Other Receivables	1,472,399.58
Principal Payments	475,000.00	4c Apartments 18 1.19	3,732,000.00	Total	15,222,353.94
Interest Payments	310,000.00	Total 6236	313,318,500.00	LIABILITIES, RESERVES, AND SURPLUS	
DEFERRED CHARGES		Land Area 2.70 Sq. Miles		Cash Liabilities	9,839,997.56
SCHOOL, COUNTY, SPECIAL DISTRICT TAXES	16,133,390.05	Net Valuation Taxable-Municipal	313,877,673	Reserves for Receivables	3,851,742.31
RESERVE FOR UNCOLLECTED TAXES	2,474,000.00	Net Valuation Taxable-County	1,113,527,493	Surplus Dec. 31, 1991	1,530,614.07
EXPENDITURES TOTAL	38,523,804.01	State Equalized Valuation	1,670,270,679	Total	15,222,353.94
		State Equalization Ratio	29.29		

0905
Population 1980 42,460
Population 1990 33,397
S & P Rating
Moody Rating BAA

General Tax Rate Per \$100. 2.25
State Equalized Tax Rate 2.43

HOBOKEN CITY - HUDSON COUNTY
Form of Government
Mayor-Council Plan D (OMCL 50)
Number of Members - 9

PER CAPITA:
Gross Debt 2,480.80
Net Debt 1,375.38
Debt Service 61.02
Total Tax Levy 1,176.68
Municipal Expenditures 1,268.44
PER CENT:
Gross Debt 5.18
Net Debt 2.87
Tax Levy Collected 80.97
Tax Levy Cancelled, Abated or Adjusted 2.42

EXPENDITURES		REVENUES-REAUZED		1991 PROPERTY TAX	
GENERAL GOVERNMENT				STATE EQUALIZED TAX RATE	
Governing Body & Public Boards	272,194.00			Local District School Taxes	1.43 22,975,256.50
Municipal Clerk	195,445.00	1991 Property Taxes Collected		Regional & Consolidated School Tax	
Financial Administration	449,798.00	1991 Payments in Lieu of Taxes		School Taxes in Municipal Budget	.03 452,385.00
Assessment of Taxes	216,411.00	Delinquent Tax & Lien Collections		County Taxes	.53 8,574,813.77
Collection of Taxes	193,087.00	Business Personalty Replacement Taxes		County Library Taxes	
Planning, Housing & Development	201,000.00	Taxes from Public Utilities		Local Municipal Purpose Taxes	.45 7,295,057.00
Human Resources	3,052,440.00	Other Miscellaneous Tax Revenues		Veteran & Senior Citizen Taxes	85,050.00
Elections	72,500.00	State Aid Revenues		Total Taxes for Rate Computation	2.44 39,382,562.27
General Administration (other)	2,493,357.00	Federal Aid Revenues		Special District Taxes	
JUDICIARY		State and Local Fiscal Assistance Act Utilized		Bank Corp. Taxes	
Municipal Courts	661,249.00	Sale of Acquired Property		Added and Omitted Taxes	
PUBLIC SAFETY		Other Miscellaneous Revenues		Total Taxes Levied - ABSTRACT	39,297,512.27
Fire Protection	6,891,858.00	Total		Total Taxes Billed	19,362,289.10
Police Protection	5,151,676.00	Prior Years Surplus Appropriated		1991 TAXES COLLECTED	15,676,833.86
Civil Defense & Disaster Control		REVENUES TOTAL		1991 Taxes Cancelled, Abated or Adjusted	468,192.56
Environmental Inspection & Control	242,218.00	Reserve For Uncollected Taxes		Transfer to Tax Title Liens or Foreclosed	342,842.19
Other Public Safety		CAPITAL OUTLAY TOTAL		Balance Outstanding Dec. 31, 1991	2,874,420.49
PUBLIC WORKS				PRIOR YEARS TAXES OUTSTANDING	
Streets and Drainage	1,190,902.00	Public Enterprises		Balance January 1, 1991	4,473,787.22
Sewers and Sewage Processing		Recreation—Culture		Collected in 1991	1,375,943.24
Garbage and Trash Disposal	3,982,222.00	Public Works		Cancelled, Abated or Adjusted 1991	183,051.00
Public Buildings and Grounds	408,634.00	Buildings and Grounds		Transfers to Tax Title Liens or Foreclosed	
Other Public Works	224,135.00	Library and Education		Balance December 31, 1991	2,914,792.98
HEALTH and WELFARE		Conservation		TAX TITLE LIENS OUTSTANDING	
Health Services Except Environmental	710,595.00	All Other		Balance January 1, 1991	1,900,228.90
Welfare—Public Assistance	350,621.00	CAPITAL DEBT AUTHORIZED, DECEMBER 31, 1991		Transfer From Taxes	342,842.19
Hospital, Clinics, First Aid		ISSUED AND UNISSUED GROSS DEBT NET DEBT		Redeemed in 1991	223,484.68
Animal, Insect, & Rodent Control		School 9,524,000		Cancelled, Abated or Adjusted (1991)	
Other Welfare Services		Self-Liquidating 35,107,658 7,714,572		Transfers to Foreclosed Property	
RECREATION and CONSERVATION		Other 38,219,609 38,219,109		Balance December 31, 1991	2,019,586.41
Beaches and Boardwalks		Total 82,851,267 45,933,681		PROPERTY ACQUIRED BY DEED OR FORECLOSURE	
Parks, Playgrounds, Shade Trees	327,624.00	ISSUED AND OUTSTANDING		Balance January 1, 1991	1,779,000.00
Land Reclamation & Conservation		School 9,524,000.00		Transfers From Taxes or Liens	
Other Recreational Services	212,000.00	Self-Liquidating 5,140,500.00		Sale for Cash (1991)	
EDUCATION (excluding schools)		Other 6,631,500.00		Cancelled, Abated or Adjusted (1991)	
Libraries	568,741.00	Total 21,296,000.00		Balance December 31, 1991	1,779,000.00
Other Educational Services	34,000.00	EQUALIZED VALUATION BASIS		CURRENT FINANCES DECEMBER 31, 1991	
STATUTORY EXPENDITURES		FOR NET DEBT COMPUTATION		ASSETS	
Pensions & F. L. C. A.	429,000.00	REAL PROPERTY VALUATIONS		Cash Dec. 31, 1991	706,632.93
Employee Fringe Benefits	3,498,208.00	Code Class # of Parcels % VALN ASSESSED VALUATION		Taxes Receivable	5,789,213.47
Other Statutory Expenditures	37,000.00	1 Vacant Land 236 1.65 28,685,900.00		Tax Title Liens	2,019,586.41
CETA And Other Public Employment Programs		2 Residential 5568 53.42 929,086,500.00		Foreclosed Property	1,779,000.00
MUNICIPAL FUNCTIONS TOTAL	32,065,965.00	3 Farm 1176 25.88 449,989,200.00		Emergencies & Other Deferred Charges	456,964.74
CAPITAL IMPROVEMENTS *MEMO*	45,000.00	4a Commercial 136 10.18 177,033,800.00		State and Federal Aid Receivable	1,764,183.99
DEBT SERVICE		4c Apartments 363 8.37 154,284,800.00		Other Receivables	36,888,575.72
Principal Payments	517,767.00	Total 7434 1,739,080,200.00		Total	49,404,157.26
Interest Payments	1,520,047.00	Land Area 1.30 Sq. Miles		LIABILITIES, RESERVES, AND SURPLUS	
TYPE I SCHL DEBT *MEMO	560,059.00	Net Valuation Taxable—Municipal		Cash Liabilities	37,795,207.94
DEFERRED CHARGES	3,507,490.75	Net Valuation Taxable—County		Reserves for Receivables	11,424,928.73
SCHOOL, COUNTY, SPECIAL DISTRICT TAXES	32,002,455.27	State Equalized Valuation		Surplus Dec. 31, 1991	184,020.59
RESERVE FOR UNCOLLECTED TAXES	4,750,798.79	State Equalization Ratio		Total	49,404,157.26
EXPENDITURES TOTAL	74,364,523.81				

0228
Population 1980 4,129
Population 1990 3,935
S & P Rating
Moody Rating AA

General Tax Rate Per \$100. 2.70
State Equalized Tax Rate 1.36

HO-HO-KUS BOROUGH - BERGEN COUNTY
Form of Government
Borough Council
Number of Members - 6

PER CAPITA:
Gross Debt 1,461.28
Net Debt 1,364.21
Debt Service 197.75
Total Tax Levy 1,892.62
Municipal Expenditures 1,077.86
PER CENT:
Gross Debt 1.04
Net Debt .97
Tax Levy Collected 97.69
Tax Levy Cancelled, Abated or Adjusted .04

EXPENDITURES		REVENUES-REALIZED		1991 PROPERTY TAX	
GENERAL GOVERNMENT				STATE EQUALIZED TAX RATE .64	
Governing Body & Public Boards		1991 Property Taxes Collected	7,301,224.99	Local District School Taxes	3,535,225.00
Municipal Clerk		1991 Payments in Lieu of Taxes		Regional & Consolidated School Tax	
Financial Administration	42,378.00	Delinquent Tax & Lien Collections	232,983.99	School Taxes in Municipal Budget	
Assessment of Taxes	21,335.00	Business Personalty Replacement Taxes	33,544.96	County Taxes	1,347,368.32
Collection of Taxes	44,060.00	Taxes from Public Utilities	290,901.00	County Library Taxes	
Planning, Housing & Development	33,070.00	Other Miscellaneous Tax Revenues		Local Municipal Purpose Taxes	2,551,615.10
Human Resources	43,062.00	State Aid Revenues	103,407.88	Veteran & Senior Citizen Taxes	18,000.00
Elections		Federal Aid Revenues		Total Taxes for Rate Computation	7,452,208.42
General Administration (other)	287,705.00	State and Local Fiscal Assistance Act Utilized		Special District Taxes	
JUDICIARY		Sale of Acquired Property		Bank Corp. Taxes	
Municipal Courts	39,100.00	Other Miscellaneous Revenues	583,405.17	Added and Omitted Taxes	13,250.19
PUBLIC SAFETY		Total	8,545,467.99	Total Taxes Levied - ABSTRACT	7,447,458.61
Fire Protection	40,889.80	Prior Years Surplus Appropriated	780,000.00	Total Taxes Billed	7,474,034.54
Police Protection	861,450.00	REVENUES TOTAL	9,325,467.99	1991 TAXES COLLECTED	7,301,224.99
Civil Defense & Disaster Control	525.00	Reserve For Uncollected Taxes	271,118.16	1991 Taxes Cancelled, Abated or Adjusted	2,693.32
Environmental Inspection & Control	38,840.00	CAPITAL OUTLAY TOTAL	1,091,102.36	Transfer to Tax Title Liens or Foreclosed	1,856.20
Other Public Safety				Balance Outstanding Dec. 31, 1991	168,260.03
PUBLIC WORKS				PRIOR YEARS TAXES OUTSTANDING	
Streets and Drainage	268,100.00	Public Enterprises	449,570.42	Balance January 1, 1991	245,059.71
Sewers and Sewage Processing	625,965.00	Recreation-Culture		Collected in 1991	232,983.99
Garbage and Trash Disposal	55,000.00	Public Works	13,233.81	Cancelled, Abated or Adjusted 1991	
Public Buildings and Grounds	90,200.00	Buildings and Grounds	628,298.13	Transfers to Tax Title Liens or Foreclosed	
Other Public Works		Library and Education		Balance December 31, 1991	12,075.72
HEALTH and WELFARE		Conservation		TAX TITLE LIENS OUTSTANDING	
Health Services Except Environmental	20,220.00	All Other		Balance January 1, 1991	
Welfare-Public Assistance	1,795.00			Transfer From Taxes	1,856.20
Hospital, Clinics, First Aid				Redeemed in 1991	
Animal, Insect, & Rodent Control				Cancelled, Abated or Adjusted (1991)	
Other Welfare Services				Transfers to Foreclosed Property	
RECREATION and CONSERVATION				Balance December 31, 1991	1,856.20
Beaches and Boardwalks				PROPERTY ACQUIRED BY DEED OR	
Parks, Playgrounds, Shade Trees	5,000.00			FORECLOSURE	
Land Reclamation & Conservation	111,250.00			Balance January 1, 1991	7,000.00
Other Recreational Services	3,000.00			Transfers From Taxes or Liens	
EDUCATION (excluding schools)				Sale for Cash (1991)	
Libraries	189,000.00			Cancelled, Abated or Adjusted (1991)	
Other Educational Services				Balance December 31, 1991	7,000.00
STATUTORY EXPENDITURES				CURRENT FINANCES DECEMBER 31, 1991	
Pensions & F. I. C. A.	218,000.00			ASSETS	
Employee Fringe Benefits	130,050.00			Cash Dec. 31, 1991	2,243,566.04
Other Statutory Expenditures	100.00			Taxes Receivable	180,335.75
CETA And Other Public Employment Programs				Tax Title Liens	1,856.20
MUNICIPAL FUNCTIONS TOTAL	3,170,094.80			Foreclosed Property	7,000.00
CAPITAL IMPROVEMENTS * MEMO *				Emergencies & Other Deferred Charges	93,000.00
DEBT SERVICE				State and Federal Aid Receivable	350.00
Principal Payments	415,000.00			Other Receivables	38,870.41
Interest Payments	363,146.67			Total	2,564,978.40
DEFERRED CHARGES	22,000.00			LIABILITIES, RESERVES, AND SURPLUS	
SCHOOL, COUNTY, SPECIAL DISTRICT TAXES	4,382,593.32			Cash Liabilities	684,709.20
RESERVE FOR UNCOLLECTED TAXES	271,118.16			Reserves for Receivables	228,062.36
EXPENDITURES TOTAL	9,123,952.95			Surplus Dec. 31, 1991	1,652,206.84
				Total	2,564,978.40

1015

Population 1980 4,593
 Population 1990 4,892
 S & P Rating
 Moody Rating

General Tax Rate Per \$100.

1.10

State Equalized Tax Rate

1.10

HOLLAND TOWNSHIP - HUNTERDON CO.
Form of Government
Township Committee
Number of Members - 3

PER CAPITA:

Gross Debt 166.07
 Net Debt 81.36
 Debt Service
 Total Tax Levy 821.79
 Municipal Expenditures 831.58

PER CENT:

Gross Debt .22
 Net Debt .11
 Tax Levy Collected 94.96
 Tax Levy Cancelled, Abated or Adjusted .02

EXPENDITURES		REVENUES-REALIZED		1991 PROPERTY TAX	
GENERAL GOVERNMENT				STATE EQUALIZED TAX RATE	
Governing Body & Public Boards		1991 Property Taxes Collected	3,846,203.83	Local District School Taxes	.32 1,180,000.00
Municipal Clerk		1991 Payments in Lieu of Taxes		Regional & Consolidated School Tax	.45 1,627,324.79
Financial Administration	42,000.00	Delinquent Tax & Lien Collections	201,651.77	School Taxes in Municipal Budget	
Assessment of Taxes	25,350.00	Business Personalty Replacement Taxes	51,415.48	County Taxes	.31 1,111,717.16
Collection of Taxes	22,325.00	Taxes from Public Utilities	2,632,547.00	County Library Taxes	.02 89,247.63
Planning, Housing & Development	60,380.00	Other Miscellaneous Tax Revenues		Local Municipal Purpose Taxes	
Human Resources	12,874.00	State Aid Revenues	10,874.00	Veteran & Senior Citizen Taxes	52,100.00
Elections	1,500.00	Federal Aid Revenues		Total Taxes for Rate Computation	1.10 4,060,389.58
General Administration (other)	358,440.00	State and Local Fiscal Assistance Act Utilized		Special District Taxes	
JUDICIARY		Sale of Acquired Property		Bank Corp. Taxes	
Municipal Courts	16,850.00	Other Miscellaneous Revenues	989,460.28	Added and Omitted Taxes	11,887.02
PUBLIC SAFETY		Total	7,732,152.36	Total Taxes Levied - ABSTRACT	4,020,176.60
Fire Protection	41,400.00	Prior Years Surplus Appropriated	3,600,000.00	Total Taxes Billed	4,050,549.71
Police Protection	313,300.00	REVENUES TOTAL	11,332,152.36	1991 TAXES COLLECTED	3,846,203.83
Civil Defense & Disaster Control	13,100.00	Reserve For Uncollected Taxes	312,000.00	1991 Taxes Cancelled, Abated or Adjusted	726.01
Environmental Inspection & Control				Transfer to Tax Title Liens or Foreclosed	24,758.80
Other Public Safety				Balance Outstanding Dec. 31, 1991	178,861.07
PUBLIC WORKS		CAPITAL OUTLAY TOTAL		PRIOR YEARS TAXES OUTSTANDING	
Streets and Drainage	536,230.00	Public Enterprises		Balance January 1, 1991	212,658.36
Sewers and Sewage Processing		Recreation—Culture		Collected in 1991	188,739.83
Garbage and Trash Disposal		Public Works		Cancelled, Abated or Adjusted 1991	267.91
Public Buildings and Grounds	57,760.00	Buildings and Grounds		Transfers to Tax Title Liens or Foreclosed	21,487.62
Other Public Works	67,100.00	Library and Education		Balance December 31, 1991	2,163.00
HEALTH and WELFARE		Conservation		TAX TITLE LIENS OUTSTANDING	
Health Services Except Environmental	10,190.00	All Other		Balance January 1, 1991	39,334.94
Welfare—Public Assistance	10,750.00			Transfer From Taxes	49,972.50
Hospital, Clinics, First Aid	1,500.00			Redeemed in 1991	12,911.94
Animal, Insect, & Rodent Control	2,000.00			Cancelled, Abated or Adjusted (1991)	
Other Welfare Services				Transfers to Foreclosed Property	
RECREATION and CONSERVATION				Balance December 31, 1991	76,395.50
Beaches and Boardwalks				PROPERTY ACQUIRED BY DEED OR FORECLOSURE	
Parks, Playgrounds, Shade Trees	64,150.00			Balance January 1, 1991	
Land Reclamation & Conservation	75,225.00			Transfers From Taxes or Liens	
Other Recreational Services	7,500.00			Sale for Cash (1991)	
EDUCATION (excluding schools)				Cancelled, Abated or Adjusted (1991)	
Libraries	25,000.00			Balance December 31, 1991	
Other Educational Services	1,773,367.00			CURRENT FINANCES DECEMBER 31, 1991	
STATUTORY EXPENDITURES				ASSETS	
Pensions & F. I. C. A.	89,080.00			Cash Dec. 31, 1991	11,911,815.62
Employee Fringe Benefits	75,000.00			Taxes Receivable	181,024.07
Other Statutory Expenditures	9,000.00			Tax Title Liens	76,395.50
CETA And Other Public Employment Programs				Foreclosed Property	
MUNICIPAL FUNCTIONS TOTAL	3,710,371.00			Emergencies & Other Deferred Charges	
CAPITAL IMPROVEMENTS *MEMO*				State and Federal Aid Receivable	
DEBT SERVICE				Other Receivables	4,324.32
Principal Payments				Total	12,173,559.51
Interest Payments				LIABILITIES, RESERVES, AND SURPLUS	
DEFERRED CHARGES	45,711.51			Cash Liabilities	2,262,925.44
SCHOOL, COUNTY, SPECIAL DISTRICT TAXES	4,008,289.58			Reserves for Receivables	261,743.89
RESERVE FOR UNCOLLECTED TAXES	312,000.00			Surplus Dec. 31, 1991	9,648,890.18
EXPENDITURES TOTAL	8,076,372.09			Total	12,173,559.51
		REAL PROPERTY VALUATIONS	ASSESSED VALUATION		
		Code Class # of Parcels % VAL'N			
		1 Vacant Land 312 6.71	24,308,600.00		
		2 Residential 1615 77.92	282,364,300.00		
		3 Farm 315 6.97	25,275,079.00		
		4a Commercial 25 2.56	9,279,800.00		
		4b Industrial 12 5.76	20,856,150.00		
		4c Apartments 1 .08	281,800.00		
		Total 2280	362,365,729.00		
		Land Area 22.70 Sq. Miles			
		Net Valuation Taxable-Municipal	364,874,840		
		Net Valuation Taxable-County	369,536,355		
		State Equalized Valuation	363,790,994		
		State Equalization Ratio	100.30		

1318

Population 1980 8,447
 Population 1990 11,532
 S & P Rating
 Moody Rating AA

General Tax Rate Per \$100. 2.86
 State Equalized Tax Rate 1.62

HOLMDEL TOWNSHIP - MONMOUTH CO.
 Form of Government
 Township Committee
 Number of Members - 5

PER CAPITA:
 Gross Debt 2,503.12
 Net Debt 1,441.14
 Debt Service 144.33
 Total Tax Levy 2,420.95
 Municipal Expenditures 886.54

PER CENT:
 Gross Debt 1.70
 Net Debt .98
 Tax Levy Collected 94.80
 Tax Levy Cancelled, Abated or Adjusted

EXPENDITURES		REVENUES-REALIZED		1991 PROPERTY TAX	
GENERAL GOVERNMENT				STATE EQUALIZED TAX RATE	
Governing Body & Public Boards	14,100.00	1991 Property Taxes Collected 26,465,826.74		Local District School Taxes .59	16,925,539.00
Municipal Clerk	115,033.00	1991 Payments in Lieu of Taxes		Regional & Consolidated School Tax	
Financial Administration	205,958.00	Delinquent Tax & Lien Collections 1,078,684.01		School Taxes in Municipal Budget	
Assessment of Taxes	72,586.00	Business Personalty Replacement Taxes 411,621.44		County Taxes .42 *	7,152,718.15
Collection of Taxes	93,448.00	Taxes from Public Utilities 1,430,197.00		County Library Taxes .02	264,386.94
Planning, Housing & Development	265,245.00	Other Miscellaneous Tax Revenues		Local Municipal Purpose Taxes .20	3,367,470.56
Human Resources	155,322.00	State Aid Revenues 475,687.87		Veteran & Senior Citizen Taxes	37,900.00
Elections	3,450.00	Federal Aid Revenues		Total Taxes for Rate Computation 1.63	27,748,014.65
General Administration (other)	1,093,855.00	State and Local Fiscal Assistance Act Utilized		Special District Taxes	
JUDICIARY		State and Local Fiscal Assistance Act Utilized		Bank Corp. Taxes	
Municipal Courts	135,093.75	Sale of Acquired Property		Added and Omitted Taxes	208,328.51
PUBLIC SAFETY		Other Miscellaneous Revenues		Total Taxes Levied - ABSTRACT	27,918,443.16
Fire Protection	557,375.00	Total 31,366,905.81		Total Taxes Billed	27,918,443.16
Police Protection	1,792,140.00	Prior Years Surplus Appropriated 3,250,288.00		1991 TAXES COLLECTED	26,465,826.74
Civil Defense & Disaster Control	500.00	REVENUES TOTAL 34,617,193.81		1991 Taxes Cancelled, Abated or Adjusted	
Environmental Inspection & Control	148,490.00	Reserve For Uncollected Taxes 1,302,431.00		Transfer to Tax Title Liens or Foreclosed	
Other Public Safety		CAPITAL OUTLAY TOTAL 3,711,272.73		Balance Outstanding Dec. 31, 1991	1,452,616.42
PUBLIC WORKS		Public Enterprises 307,332.64		PRIOR YEARS TAXES OUTSTANDING	
Streets and Drainage	833,920.00	Recreation-Culture		Balance January 1, 1991	1,206,004.58
Sewers and Sewage Processing	1,100.00	Public Works 394,143.81		Collected in 1991	1,078,684.01
Garbage and Trash Disposal	99,500.00	Buildings and Grounds 3,009,796.28		Cancelled, Abated or Adjusted 1991	
Public Buildings and Grounds	145,580.00	Library and Education		Transfers to Tax Title Liens or Foreclosed	
Other Public Works	207,760.00	Conservation		Balance December 31, 1991	127,320.57
HEALTH and WELFARE		All Other		TAX TITLE LIENS OUTSTANDING	
Health Services Except Environmental	173,451.00	CAPITAL DEBT AUTHORIZED, DECEMBER 31, 1991		Balance January 1, 1991	48,082.25
Welfare-Public Assistance	7,170.00	ISSUED AND UNISSUED GROSS DEBT NET DEBT		Transfer From Taxes	
Hospital, Clinics, First Aid		School 7,742,000		Redeemed in 1991	
Animal, Insect, & Rodent Control		Self-Liquidating 4,504,750		Cancelled, Abated or Adjusted (1991)	
Other Welfare Services		Other 16,619,269		Transfers to Foreclosed Property	
RECREATION and CONSERVATION		Total 28,866,019		Balance December 31, 1991	48,082.25
Beaches and Boardwalks		ISSUED AND OUTSTANDING		PROPERTY ACQUIRED BY DEED OR FORECLOSURE	
Parks, Playgrounds, Shade Trees	76,781.00	School 4,867,000.00		Balance January 1, 1991	73,600.00
Land Reclamation & Conservation	25,139.12	Self-Liquidating 696,000.00		Transfers From Taxes or Liens	
Other Recreational Services	23,600.00	Other 14,572,640.00		Sale for Cash (1991)	
EDUCATION (excluding schools)		Total 20,135,640.00		Cancelled, Abated or Adjusted (1991)	
Libraries	27,655.00	EQUALIZED VALUATION BASIS FOR NET DEBT COMPUTATION		Balance December 31, 1991	73,600.00
Other Educational Services	5,100.00	REAL PROPERTY VALUATIONS		CURRENT FINANCES DECEMBER 31, 1991	
STATUTORY EXPENDITURES		Code Class # of Parcels % VAL'N ASSESSED VALUATION		ASSETS	
Pensions & F. L. C. A.	501,369.00	1 Vacant Land 637 4.32 41,559,025.00		Cash Dec. 31, 1991	5,066,443.80
Employee Fringe Benefits	436,000.00	2 Residential 3324 67.16 645,851,380.00		Taxes Receivable	1,579,936.99
Other Statutory Expenditures		3 Farm 152 1.16 11,170,797.00		Tax Title Liens	48,082.25
CETA And Other Public Employment Programs		4a Commercial 153 8.77 84,354,915.00		Foreclosed Property	73,600.00
MUNICIPAL FUNCTIONS TOTAL 7,216,720.87		4b Industrial 12 18.59 173,734,700.00		Emergencies & Other Deferred Charges	152,920.00
CAPITAL IMPROVEMENTS * MEMO* 59,100.00		4c Apartments		State and Federal Aid Receivable	
DEBT SERVICE		Total 4278 961,670,817.00		Other Receivables	253,577.00
Principal Payments	691,612.05	Land Area 17.90 Sq. Miles		Total	7,174,560.04
Interest Payments	972,735.92	Net Valuation Taxable-Municipal 969,693,094		LIABILITIES, RESERVES, AND SURPLUS	
DEFERRED CHARGES		Net Valuation Taxable-County 1,772,616,615		Cash Liabilities	2,126,696.76
SCHOOL, COUNTY, SPECIAL DISTRICT TAXES	24,342,644.07	State Equalized Valuation 1,704,389,920		Reserves for Receivables	1,955,196.24
RESERVE FOR UNCOLLECTED TAXES	1,302,431.00	State Equalization Ratio 56.69		Surplus Dec. 31, 1991	3,092,667.04
EXPENDITURES TOTAL 34,566,173.93				Total	7,174,560.04

1912
 Population 1980 15,531
 Population 1990 15,586
 S & P Rating
 Moody Rating BAA1

General Tax Rate Per \$100.
 2.11
 State Equalized Tax Rate
 2.16

HOPATCONG BOROUGH - SUSSEX COUNTY
 Form of Government
 Borough Council
 Number of Members - 6

PER CAPITA:
 Gross Debt 485.40
 Net Debt 335.78
 Debt Service 42.93
 Total Tax Levy 1,162.75
 Municipal Expenditures 466.48
 PER CENT:
 Gross Debt .89
 Net Debt .61
 Tax Levy Collected 95.90
 Tax Levy Cancelled, Abated or Adjusted .11

EXPENDITURES		REVENUES-REALIZED		1991 PROPERTY TAX	
GENERAL GOVERNMENT				STATE EQUALIZED TAX RATE 1.24	
Governing Body & Public Boards		1991 Property Taxes Collected	17,461,087.49	Local District School Taxes	10,393,209.50
Municipal Clerk		1991 Payments in Lieu of Taxes		Regional & Consolidated School Tax	
Financial Administration	104,740.02	Delinquent Tax & Lien Collections	533,519.59	School Taxes in Municipal Budget	
Assessment of Taxes	65,950.82	Business Personalty Replacement Taxes	21,248.00	County Taxes	2,995,171.09
Collection of Taxes	99,615.00	Taxes from Public Utilities	440,437.00	County Library Taxes	231,405.96
Planning, Housing & Development	74,018.00	Other Miscellaneous Tax Revenues		Local Municipal Purpose Taxes	4,433,497.00
Human Resources	102,226.76	State Aid Revenues	817,803.13	Veteran & Senior Citizen Taxes	120,300.00
Elections	4,694.91	Federal Aid Revenues		Total Taxes for Rate Computation	18,173,583.55
General Administration (other)	715,508.18	State and Local Fiscal Assistance Act Utilized		Special District Taxes	
JUDICIARY		Sale of Acquired Property		Bank Corp. Taxes	
Municipal Courts	96,229.00	Other Miscellaneous Revenues	1,184,558.79	Added and Omitted Taxes	69,301.37
PUBLIC SAFETY		Total	20,458,654.00	Total Taxes Levied - ABSTRACT	18,122,584.92
Fire Protection	49,663.09	Prior Years Surplus Appropriated	500,000.00	Total Taxes Billed	18,206,893.36
Police Protection	1,365,067.44	REVENUES TOTAL	20,958,654.00	1991 TAXES COLLECTED	17,461,087.49
Civil Defense & Disaster Control	1,010.00	Reserve For Uncollected Taxes	776,000.00	1991 Taxes Cancelled, Abated or Adjusted	20,079.41
Environmental Inspection & Control	115,944.21	CAPITAL OUTLAY TOTAL	394,639.66	Transfer to Tax Title Liens or Foreclosed	69,457.62
Other Public Safety				Balance Outstanding Dec. 31, 1991	656,268.84
PUBLIC WORKS				PRIOR YEARS TAXES OUTSTANDING	
Streets and Drainage	53,388.00	Public Enterprises		Balance January 1, 1991	538,765.72
Sewers and Sewage Processing		Recreation—Culture	6,150.30	Collected in 1991	522,585.77
Garbage and Trash Disposal	89,000.00	Public Works	317,281.53	Cancelled, Abated or Adjusted 1991	2,210.63
Public Buildings and Grounds	205,764.21	Buildings and Grounds	71,207.83	Transfers to Tax Title Liens or Foreclosed	13,111.15
Other Public Works	1,174,069.53	Library and Education		Balance December 31, 1991	858.17
HEALTH and WELFARE		Conservation		TAX TITLE LIENS OUTSTANDING	
Health Services Except Environmental	182,596.00	All Other		Balance January 1, 1991	315,938.18
Welfare—Public Assistance	238,003.81	CAPITAL DEBT AUTHORIZED, DECEMBER 31, 1991		Transfer From Taxes	86,846.11
Hospital, Clinics, First Aid		ISSUED AND UNISSUED		Redeemed in 1991	10,933.82
Animal, Insect, & Rodent Control	31,111.00	School	2,332,000	Cancelled, Abated or Adjusted (1991)	3,624.04
Other Welfare Services		Self-Liquidating		Transfers to Foreclosed Property	
RECREATION and CONSERVATION		Other	5,233,435	Balance December 31, 1991	388,226.43
Beaches and Boardwalks		Total	7,565,435	PROPERTY ACQUIRED BY DEED OR FORECLOSURE	
Parks, Playgrounds, Shade Trees	23,000.00	ISSUED AND OUTSTANDING		Balance January 1, 1991	2,143,265.10
Land Reclamation & Conservation	1,300.00	School	2,332,000.00	Transfers From Taxes or Liens	
Other Recreational Services	91,100.00	Self-Liquidating		Sale for Cash (1991)	
EDUCATION (excluding schools)		Other	4,665,219.77	Cancelled, Abated or Adjusted (1991)	
Libraries		Total	6,997,219.77	Balance December 31, 1991	2,143,265.10
Other Educational Services	1,500.00	EQUALIZED VALUATION BASIS		CURRENT FINANCES DECEMBER 31, 1991	
STATUTORY EXPENDITURES		FOR NET DEBT COMPUTATION	852,296,639	ASSETS	
Pensions & F. I. C. A.	502,202.00	REAL PROPERTY VALUATIONS		Cash Dec. 31, 1991	2,914,462.05
Employee Fringe Benefits	367,745.32	Code Class # of Parcels % VAL'N		Taxes Receivable	657,127.01
Other Statutory Expenditures	16,500.00	1 Vacant Land 2313 3.46	29,660,500.00	Tax Title Liens	388,226.43
CETA And Other Public Employment Programs		2 Residential 5959 93.09	798,422,500.00	Foreclosed Property	2,143,265.10
MUNICIPAL FUNCTIONS TOTAL	5,771,947.30	3 Farm 18 .15	1,258,700.00	Emergencies & Other Deferred Charges	20,000.00
CAPITAL IMPROVEMENTS *MEMO*	474,430.00	4a Commercial 79 3.28	28,107,400.00	State and Federal Aid Receivable	36,821.40
DEBT SERVICE		4b Industrial		Other Receivables	74,764.34
Principal Payments	356,070.15	4c Apartments 1 .03	269,000.00	Total	6,234,666.33
Interest Payments	313,054.60	Total 8370	857,713,100.00	LIABILITIES, RESERVES, AND SURPLUS	
DEFERRED CHARGES	53,413.10	Land Area 10.30 Sq. Miles		Cash Liabilities	1,970,368.79
SCHOOL, COUNTY, SPECIAL DISTRICT TAXES	13,619,736.55	Net Valuation Taxable-Municipal	859,601,516	Reserves for Receivables	3,263,382.88
RESERVE FOR UNCOLLECTED TAXES	776,000.00	Net Valuation Taxable-County	878,468,125	Surplus Dec. 31, 1991	1,000,914.66
EXPENDITURES TOTAL	20,890,271.70	State Equalized Valuation	839,498,748	Total	6,234,666.33
		State Equalization Ratio	102.40		

2111

Population 1980 1,468
 Population 1990 1,719
 S & P Rating
 Moody Rating

General Tax Rate Per \$100.

2.62

State Equalized Tax Rate

2.00

HOPE TOWNSHIP - WARREN COUNTY

Form of Government
 Township Committee

Number of Members - 3

PER CAPITA:

Gross Debt 266.39
 Net Debt 266.39
 Debt Service 31.09
 Total Tax Levy 1,511.58
 Municipal Expenditures 535.91

PER CENT:

Gross Debt .37
 Net Debt .37
 Tax Levy Collected 89.32
 Tax Levy Cancelled, Abated or Adjusted .03

EXPENDITURES		REVENUES-REALIZED		1991 PROPERTY TAX	
GENERAL GOVERNMENT				STATE EQUALIZED TAX RATE	
Governing Body & Public Boards				Local District School Taxes	1.29
Municipal Clerk				Regional & Consolidated School Tax	1,665,568.00
Financial Administration	20,506.00			School Taxes in Municipal Budget	
Assessment of Taxes	13,746.52			County Taxes	.59
Collection of Taxes	11,550.00			County Library Taxes	.05
Planning, Housing & Development	29,760.00			Local Municipal Purpose Taxes	.07
Human Resources				Veteran & Senior Citizen Taxes	
Elections	600.00			Total Taxes for Rate Computation	2.00
General Administration (other)	101,691.59			Special District Taxes	2,590,205.19
JUDICIARY				Bank Corp. Taxes	
Municipal Courts	75,228.21			Added and Omitted Taxes	20,294.70
PUBLIC SAFETY				Total Taxes Levied - ABSTRACT	2,598,399.89
Fire Protection	24,050.00			Total Taxes Billed	2,601,181.46
Police Protection	8,700.00			1991 TAXES COLLECTED	2,323,308.85
Civil Defense & Disaster Control	2,544.00			1991 Taxes Cancelled, Abated or Adjusted	830.43
Environmental Inspection & Control	14,465.00			Transfer to Tax Title Liens or Foreclosed	24,752.13
Other Public Safety				Balance Outstanding Dec. 31, 1991	252,290.05
PUBLIC WORKS				PRIOR YEARS TAXES OUTSTANDING	
Streets and Drainage	104,933.33			Balance January 1, 1991	265,256.71
Sewers and Sewage Processing				Collected in 1991	254,908.96
Garbage and Trash Disposal	39,978.09			Cancelled, Abated or Adjusted 1991	7,106.36
Public Buildings and Grounds	16,000.00			Transfers to Tax Title Liens or Foreclosed	3,241.39
Other Public Works				Balance December 31, 1991	
HEALTH and WELFARE				TAX TITLE LIENS OUTSTANDING	
Health Services Except Environmental	200.00			Balance January 1, 1991	76,416.33
Welfare-Public Assistance	3,033.00			Transfer From Taxes	28,431.83
Hospital, Clinics, First Aid				Redeemed in 1991	16,642.96
Animal, Insect, & Rodent Control	9,460.00			Cancelled, Abated or Adjusted (1991)	
Other Welfare Services				Transfers to Foreclosed Property	14,716.92
RECREATION and CONSERVATION				Balance December 31, 1991	73,488.28
Beaches and Boardwalks				PROPERTY ACQUIRED BY DEED OR FORECLOSURE	
Parks, Playgrounds, Shade Trees				Balance January 1, 1991	79,583.08
Land Reclamation & Conservation	350.00			Transfers From Taxes or Liens	14,716.92
Other Recreational Services	29,233.63			Sale for Cash (1991)	
EDUCATION (excluding schools)				Cancelled, Abated or Adjusted (1991)	
Libraries				Balance December 31, 1991	94,300.00
Other Educational Services	400.00			CURRENT FINANCES DECEMBER 31, 1991	
STATUTORY EXPENDITURES				ASSETS	
Pensions & F. I. C. A.	22,446.19			Cash Dec. 31, 1991	925,880.85
Employee Fringe Benefits	22,053.62			Taxes Receivable	252,290.05
Other Statutory Expenditures	1,050.00			Tax Title Liens	73,488.28
CETA And Other Public Employment Programs				Foreclosed Property	94,300.00
MUNICIPAL FUNCTIONS				Emergencies & Other Deferred Charges	17,374.98
CAPITAL IMPROVEMENTS	91,000.00			State and Federal Aid Receivable	130,000.00
DEBT SERVICE				Other Receivables	15,554.95
Principal Payments	24,343.40			Total	1,508,889.11
Interest Payments	29,099.00			LIABILITIES, RESERVES, AND SURPLUS	
DEFERRED CHARGES	14,611.28			Cash Liabilities	634,327.83
SCHOOL, COUNTY, SPECIAL DISTRICT TAXES	2,491,910.16			Reserves for Receivables	518,675.57
RESERVE FOR UNCOLLECTED TAXES	301,197.00			Surplus Dec. 31, 1991	355,885.71
EXPENDITURES				Total	1,508,889.11
TOTAL	3,413,140.02				

1105

Population 1980 2,001
 Population 1990 1,963
 S & P Rating
 Moody Rating

General Tax Rate Per \$100.

4.09

State Equalized Tax Rate

1.89

HOPEWELL BOROUGH - MERCER COUNTY
Form of Government
Borough Council
Number of Members - 6

PER CAPITA:

Gross Debt 1,026.09
 Net Debt 718.63
 Debt Service 88.60
 Total Tax Levy 1,448.37
 Municipal Expenditures 612.45

PER CENT:

Gross Debt 1.46
 Net Debt 1.02
 Tax Levy Collected 95.11
 Tax Levy Cancelled, Abated or Adjusted .39

EXPENDITURES		REVENUES-REALIZED		1991 PROPERTY TAX	
GENERAL GOVERNMENT				STATE EQUALIZED TAX RATE →	
Governing Body & Public Boards		1991 Property Taxes Collected	2,719,227.54	Local District School Taxes	
Municipal Clerk		1991 Payments in Lieu of Taxes		Regional & Consolidated School Tax	1.07
Financial Administration	13,200.00	Delinquent Tax & Lien Collections	95,881.55	School Taxes in Municipal Budget	
Assessment of Taxes	6,024.00	Business Personality Replacement Taxes	32,915.68	County Taxes	.49
Collection of Taxes	8,450.00	Taxes from Public Utilities	108,217.00	County Library Taxes	
Planning, Housing & Development	22,728.00	Other Miscellaneous Tax Revenues		Local Municipal Purpose Taxes	.34
Human Resources		State Aid Revenues	139,632.00	Veteran & Senior Citizen Taxes	
Elections	1,000.00	Federal Aid Revenues		Total Taxes for Rate Computation	1.90
General Administration (other)	134,400.00	State and Local Fiscal Assistance Act Utilized		Special District Taxes	
JUDICIARY		Sale of Acquired Property		Bank Corp. Taxes	
Municipal Courts	14,558.00	Other Miscellaneous Revenues	306,045.38	Added and Omitted Taxes	101,070.58
PUBLIC SAFETY		Total	3,401,919.15	Total Taxes Levied - ABSTRACT	2,850,387.32
Fire Protection		Prior Years Surplus Appropriated	125,000.00	Total Taxes Billed	2,859,051.23
Police Protection	179,881.00	REVENUES	TOTAL	1991 TAXES COLLECTED	2,719,227.54
Civil Defense & Disaster Control	1,000.00	Reserve For Uncollected Taxes	140,095.15	1991 Taxes Cancelled, Abated or Adjusted	11,025.00
Environmental Inspection & Control		CAPITAL OUTLAY	TOTAL	Transfer to Tax Title Liens or Foreclosed	
Other Public Safety			57,837.49	Balance Outstanding Dec. 31, 1991	128,798.69
PUBLIC WORKS		Public Enterprises	25,066.62	PRIOR YEARS TAXES OUTSTANDING	
Streets and Drainage	116,100.00	Recreation-Culture		Balance January 1, 1991	107,247.55
Sewers and Sewage Processing	103,030.00	Public Works	30,070.17	Collected in 1991	95,881.55
Garbage and Trash Disposal	172,966.00	Buildings and Grounds	2,700.70	Cancelled, Abated or Adjusted 1991	
Public Buildings and Grounds	24,300.00	Library and Education		Transfers to Tax Title Liens or Foreclosed	
Other Public Works		Conservation		Balance December 31, 1991	11,366.00
HEALTH and WELFARE		All Other		TAX TITLE LIENS OUTSTANDING	
Health Services Except Environmental	8,665.00	CAPITAL DEBT AUTHORIZED, DECEMBER 31, 1991		Balance January 1, 1991	
Welfare-Public Assistance	1,300.00	ISSUED AND UNISSUED	GROSS DEBT	Transfer From Taxes	
Hospital, Clinics, First Aid		School	294,351	Redeemed in 1991	
Animal, Insect, & Rodent Control	2,300.00	Self-Liquidating	503,000	Cancelled, Abated or Adjusted (1991)	
Other Welfare Services		Other	1,222,000	Transfers to Foreclosed Property	
RECREATION and CONSERVATION		Total	2,019,351	Balance December 31, 1991	
Beaches and Boardwalks		ISSUED AND OUTSTANDING		PROPERTY ACQUIRED BY DEED OR FORECLOSURE	
Parks, Playgrounds, Shade Trees	6,000.00	School	294,351.59	Balance January 1, 1991	
Land Reclamation & Conservation		Self-Liquidating	353,000.00	Transfers From Taxes or Liens	
Other Recreational Services	10,500.00	Other	1,127,850.00	Sale for Cash (1991)	
EDUCATION (excluding schools)		Total	1,775,201.59	Cancelled, Abated or Adjusted (1991)	
Libraries	42,190.00	EQUALIZED VALUATION BASIS		Balance December 31, 1991	
Other Educational Services		FOR NET DEBT COMPUTATION	138,497,817	CURRENT FINANCES DECEMBER 31, 1991	
STATUTORY EXPENDITURES		REAL PROPERTY VALUATIONS		ASSETS	
Pensions & F. L. C. A.	20,635.00	Code Class # of Parcels % VAL'N	ASSESSED VALUATION	Cash Dec. 31, 1991	451,842.26
Employee Fringe Benefits		1 Vacant Land 69 1.99	1,279,700.00	Taxes Receivable	140,164.69
Other Statutory Expenditures		2 Residential 609 80.09	51,626,300.00	Tax Title Liens	
CETA And Other Public Employment Programs		3 Farm 7 .77	500,100.00	Foreclosed Property	
MUNICIPAL FUNCTIONS	TOTAL	4a Commercial 64 13.07	8,427,800.00	Emergencies & Other Deferred Charges	16,600.00
CAPITAL IMPROVEMENTS	* MEMO *	4b Industrial 5 2.31	1,312,900.00	State and Federal Aid Receivable	
DEBT SERVICE		4c Apartments 5 1.26	814,350.00	Other Receivables	69,613.87
Principal Payments	71,800.00	Total	64,461,150.00	Total	678,220.82
Interest Payments	102,572.61	Land Area .75 Sq. Miles		LIABILITIES, RESERVES, AND SURPLUS	
DEFERRED CHARGES	1,600.00	Net Valuation Taxable-Municipal	65,666,170	Cash Liabilities	172,700.01
SCHOOL, COUNTY, SPECIAL DISTRICT TAXES	2,270,313.27	Net Valuation Taxable-County	141,496,336	Reserves for Receivables	209,778.56
RESERVE FOR UNCOLLECTED TAXES	140,095.15	State Equalized Valuation	140,010,621	Surplus Dec. 31, 1991	295,742.25
EXPENDITURES	TOTAL	State Equalization Ratio	46.24	Total	678,220.82

0607
Population 1980 4,365
Population 1990 4,215
S & P Rating
Moody Rating AAA

General Tax Rate Per \$100. 2.13
State Equalized Tax Rate 1.93

HOPEWELL TWP. - CUMBERLAND CO.
Form of Government
Township Committee
Number of Members - 5

PER CAPITA:
Gross Debt 2,671.74
Net Debt 1,434.15
Debt Service 6.87
Total Tax Levy 683.88
Municipal Expenditures 257.28

PER CENT:
Gross Debt 8.53
Net Debt 4.58
Tax Levy Collected 91.72
Tax Levy Cancelled, Abated or Adjusted

EXPENDITURES		REVENUES-REALIZED		1991 PROPERTY TAX	
GENERAL GOVERNMENT				STATE EQUALIZED TAX RATE	
Governing Body & Public Boards				Local District School Taxes	961,162.00
Municipal Clerk	84,065.00	1991 Property Taxes Collected		Regional & Consolidated School Tax	476,632.91
Financial Administration	42,500.00	1991 Payments in Lieu of Taxes		School Taxes in Municipal Budget	
Assessment of Taxes	6,000.00	Delinquent Tax & Lien Collections		County Taxes	1,343,586.82 *
Collection of Taxes	21,090.00	Business Personalty Replacement Taxes		County Library Taxes	
Planning, Housing & Development	15,325.00	Taxes from Public Utilities		Local Municipal Purpose Taxes	71,948.16
Human Resources	8,340.00	Other Miscellaneous Tax Revenues		Veteran & Senior Citizen Taxes	47,750.00
Elections		State Aid Revenues		Total Taxes for Rate Computation	2,901,079.89
General Administration (other)	81,500.00	Federal Aid Revenues		Special District Taxes	
JUDICIARY		State and Local Fiscal Assistance Act Utilized		Bank Corp. Taxes	
Municipal Courts	14,800.00	Sale of Acquired Property		Added and Omitted Taxes	29,218.53
PUBLIC SAFETY		Other Miscellaneous Revenues		Total Taxes Levied - ABSTRACT	2,882,548.42
Fire Protection	29,242.00	Total		Total Taxes Billed	2,885,735.67
Police Protection	15,600.00	Prior Years Surplus Appropriated		1991 TAXES COLLECTED	2,646,678.30
Civil Defense & Disaster Control	1,650.00	REVENUES TOTAL		1991 Taxes Cancelled, Abated or Adjusted	100.00
Environmental Inspection & Control	31,633.00	Reserve For Uncollected Taxes		Transfer to Tax Title Liens or Foreclosed	6,539.95
Other Public Safety		CAPITAL OUTLAY TOTAL		Balance Outstanding Dec. 31, 1991	232,417.42
PUBLIC WORKS				PRIOR YEARS TAXES OUTSTANDING	
Streets and Drainage	110,615.00	Public Enterprises		Balance January 1, 1991	249,347.65
Sewers and Sewage Processing	97,448.00	Recreation-Culture		Collected in 1991	248,423.98
Garbage and Trash Disposal		Public Works		Cancelled, Abated or Adjusted 1991	281.53
Public Buildings and Grounds	31,071.56	Buildings and Grounds		Transfers to Tax Title Liens or Foreclosed	642.14
Other Public Works		Library and Education		Balance December 31, 1991	
HEALTH and WELFARE		Conservation		TAX TITLE LIENS OUTSTANDING	
Health Services Except Environmental	50.00	All Other		Balance January 1, 1991	50,303.84
Welfare-Public Assistance	2,100.00	CAPITAL DEBT AUTHORIZED, DECEMBER 31, 1991		Transfer From Taxes	7,290.57
Hospital, Clinics, First Aid		ISSUED AND UNISSUED GROSS DEBT NET DEBT		Redeemed in 1991	17,191.52
Animal, Insect, & Rodent Control	3,500.00	School 10,807,377 5,590,948		Cancelled, Abated or Adjusted (1991)	
Other Welfare Services		Self-Liquidating 454,000 454,000		Transfers to Foreclosed Property	
RECREATION and CONSERVATION		Other 11,261,377 6,044,948		Balance December 31, 1991	40,402.89
Beaches and Boardwalks		ISSUED AND OUTSTANDING		PROPERTY ACQUIRED BY DEED OR FORECLOSURE	
Parks, Playgrounds, Shade Trees		School 10,807,377.28		Balance January 1, 1991	11,000.00
Land Reclamation & Conservation		Self-Liquidating 274,000.00		Transfers From Taxes or Liens	
Other Recreational Services	2,000.00	Other 11,081,377.28		Sale for Cash (1991)	
EDUCATION (excluding schools)		Total		Cancelled, Abated or Adjusted (1991)	
Libraries		EQUALIZED VALUATION BASIS		Balance December 31, 1991	11,000.00
Other Educational Services		FOR NET DEBT COMPUTATION		CURRENT FINANCES DECEMBER 31, 1991	
STATUTORY EXPENDITURES		REAL PROPERTY VALUATIONS		ASSETS	
Pensions & F. L. C. A.	26,342.00	Code Class # of Parcels % VAL'N ASSESSED VALUATION		Cash Dec. 31, 1991	1,128,072.50
Employee Fringe Benefits		1 Vacant Land 337 2.92 3,874,400.00		Taxes Receivable	232,417.42
Other Statutory Expenditures		2 Residential 1245 74.41 98,734,700.00		Tax Title Liens	40,402.89
CETA And Other Public Employment Programs		3 Farm 634 16.30 21,629,200.00		Foreclosed Property	11,000.00
MUNICIPAL FUNCTIONS TOTAL	624,871.56	4a Commercial 50 6.37 3,449,800.00		Emergencies & Other Deferred Charges	18,800.00
CAPITAL IMPROVEMENTS * MEMO *	100,000.00	4b Industrial		State and Federal Aid Receivable	71,000.00
DEBT SERVICE		4c Apartments		Other Receivables	63,863.44
Principal Payments	14,000.00	Total 2266 132,688,100.00		Total	1,565,556.25
Interest Payments	14,971.87	Land Area 31.40 Sq. Miles		LIABILITIES, RESERVES, AND SURPLUS	
DEFERRED CHARGES	109,400.00	Net Valuation Taxable-Municipal 134,103,969		Cash Liabilities	672,505.06
SCHOOL, COUNTY, SPECIAL DISTRICT TAXES	2,781,331.73	Net Valuation Taxable-County 139,824,226		Reserves for Receivables	347,683.75
RESERVE FOR UNCOLLECTED TAXES	321,192.77	State Equalized Valuation 147,838,403		Surplus Dec. 31, 1991	545,367.44
EXPENDITURES TOTAL	3,865,817.73	State Equalization Ratio 90.62		Total	1,565,556.25

1106

Population 1980 10,893
 Population 1990 11,590
 S & P Rating
 Moody Rating

General Tax Rate Per \$100.

3.39

State Equalized Tax Rate

1.74

HOPEWELL TWP. - MERCER CO.
Form of Government
Township Committee
Number of Members - 5

PER CAPITA:

Gross Debt 1,329.59
 Net Debt 1,109.57
 Debt Service 92.44
 Total Tax Levy 1,916.99
 Municipal Expenditures 601.75

PER CENT:

Gross Debt 1.28
 Net Debt 1.07
 Tax Levy Collected 95.96
 Tax Levy Cancelled, Abated or Adjusted .28

EXPENDITURES		REVENUES-REALIZED		1991 PROPERTY TAX	
GENERAL GOVERNMENT				STATE EQUALIZED TAX RATE →	
Governing Body & Public Boards	26,096.00	1991 Property Taxes Collected	21,372,189.87	Local District School Taxes	
Municipal Clerk	73,007.55	1991 Payments in Lieu of Taxes		Regional & Consolidated School Tax	1.04 12,902,708.39
Financial Administration	68,796.40	Delinquent Tax & Lien Collections	882,496.35	School Taxes in Municipal Budget	
Assessment of Taxes	103,940.95	Business Personalty Replacement Taxes	277,737.40	County Taxes	.49 6,038,373.25
Collection of Taxes	82,478.20	Taxes from Public Utilities	1,230,172.00	County Library Taxes	.04 538,432.75
Planning, Housing & Development	138,735.00	Other Miscellaneous Tax Revenues		Local Municipal Purpose Taxes	.17 2,132,298.91
Human Resources	118,996.00	State Aid Revenues	420,200.00	Veteran & Senior Citizen Taxes	
Elections	4,874.32	Federal Aid Revenues		Total Taxes for Rate Computation	1.74 21,690,882.30
General Administration (other)	527,919.42	State and Local Fiscal Assistance Act Utilized		Special District Taxes	
JUDICIARY		Sale of Acquired Property		Bank Corp. Taxes	
Municipal Courts	162,142.79	Other Miscellaneous Revenues	1,248,691.84	Added and Omitted Taxes	221,241.97
PUBLIC SAFETY		Total	25,431,487.46	Total Taxes Levied - ABSTRACT	22,217,967.04
Fire Protection	45,012.00	Prior Years Surplus Appropriated	1,302,529.91	Total Taxes Billed	22,270,913.18
Police Protection	1,367,268.26	REVENUES TOTAL	26,734,017.37	1991 TAXES COLLECTED	21,372,189.87
Civil Defense & Disaster Control	685.00	Reserve For Uncollected Taxes	1,115,139.50	1991 Taxes Cancelled, Abated or Adjusted	62,698.46
Environmental Inspection & Control	181,624.18	CAPITAL OUTLAY TOTAL	1,270,073.94	Transfer to Tax Title Liens or Foreclosed	3,280,021.02
Other Public Safety				Balance Outstanding Dec. 31, 1991	836,024.85
PUBLIC WORKS				PRIOR YEARS TAXES OUTSTANDING	
Streets and Drainage	695,639.15	Public Enterprises		Balance January 1, 1991	925,374.72
Sewers and Sewage Processing	106,479.28	Recreation-Culture		Collected in 1991	882,496.35
Garbage and Trash Disposal		Public Works	319.39	Cancelled, Abated or Adjusted 1991	47.26
Public Buildings and Grounds	163,158.00	Buildings and Grounds	1,269,754.55	Transfers to Tax Title Liens or Foreclosed	
Other Public Works		Library and Education		Balance December 31, 1991	42,831.11
HEALTH and WELFARE		Conservation		TAX TITLE LIENS OUTSTANDING	
Health Services Except Environmental	142,993.74	All Other		Balance January 1, 1991	
Welfare-Public Assistance	3,480.48	CAPITAL DEBT AUTHORIZED, DECEMBER 31, 1991		Transfer From Taxes	
Hospital, Clinics, First Aid		ISSUED AND UNISSUED GROSS DEBT NET DEBT		Redeemed in 1991	
Animal, Insect, & Rodent Control	21,300.00	School 2,549,979		Cancelled, Abated or Adjusted (1991)	
Other Welfare Services		Self-Liquidating 1,776,200	1,776,200	Transfers to Foreclosed Property	
RECREATION and CONSERVATION		Other 11,083,750	11,083,750	Balance December 31, 1991	
Beaches and Boardwalks		Total 15,409,927	12,859,950	PROPERTY ACQUIRED BY DEED OR FORECLOSURE	
Parks, Playgrounds, Shade Trees	75.00	ISSUED AND OUTSTANDING		Balance January 1, 1991	
Land Reclamation & Conservation	685.00	School 2,549,979.32		Transfers From Taxes or Liens	
Other Recreational Services	6,800.00	Self-Liquidating 1,775,000.00		Sale for Cash (1991)	
EDUCATION (excluding schools)		Other 11,083,000.00		Cancelled, Abated or Adjusted (1991)	
Libraries		Total 15,407,979.32		Balance December 31, 1991	
Other Educational Services	6,390.00	EQUALIZED VALUATION BASIS		CURRENT FINANCES DECEMBER 31, 1991	
STATUTORY EXPENDITURES		FOR NET DEBT COMPUTATION	1,199,812.001	ASSETS	
Pensions & F. L. C. A.	353,726.31	REAL PROPERTY VALUATIONS		Cash Dec. 31, 1991	4,718,502.16
Employee Fringe Benefits	341,879.26	Code Class # of Parcels % VAL'N ASSESSED VALUATION		Taxes Receivable	878,855.96
Other Statutory Expenditures	100.00	1 Vacant Land 600 3.30 20,990,100.00		Tax Title Liens	
CETA And Other Public Employment Programs		2 Residential 3555 69.90 445,137,030.00		Foreclosed Property	
MUNICIPAL FUNCTIONS TOTAL	4,744,282.29	3 Farm 910 8.92 56,762,150.00		Emergencies & Other Deferred Charges	126,701.17
CAPITAL IMPROVEMENTS *MEMO*	150,000.00	4a Commercial 122 5.39 34,304,650.00		State and Federal Aid Receivable	5,404.29
DEBT SERVICE		4b Industrial 28 12.32 78,436,050.00		Other Receivables	64,884.75
Principal Payments	425,825.39	4c Apartments 7 .18 1,171,200.00		Total	5,794,348.33
Interest Payments	645,538.50	Total 5222 636,801,180.00		LIABILITIES, RESERVES, AND SURPLUS	
DEFERRED CHARGES	43,435.19	Land Area 58.00 Sq. Miles		Cash Liabilities	3,280,021.02
SCHOOL, COUNTY, SPECIAL DISTRICT TAXES	19,864,426.16	Net Valuation Taxable-Municipal	639,124,228	Reserves for Receivables	943,740.71
RESERVE FOR UNCOLLECTED TAXES	1,115,139.50	Net Valuation Taxable-County	1,247,990,683	Surplus Dec. 31, 1991	1,570,586.60
EXPENDITURES TOTAL	26,833,697.53	State Equalized Valuation	1,241,718,104	Total	5,794,348.33
		State Equalization Ratio	51.38		

1319

Population 1980 25,065
 Population 1990 38,987
 S & P Rating BBB
 Moody Rating AAA

General Tax Rate Per \$100. 1.62
 State Equalized Tax Rate 1.66

HOWELL TOWNSHIP - MONMOUTH CO.
 Form of Government
 Township Committee
 Number of Members - 5

PER CAPITA:
 Gross Debt 2,255.59
 Net Debt 372.11
 Debt Service 56.49
 Total Tax Levy 989.76
 Municipal Expenditures 467.79

PER CENT:
 Gross Debt 4.03
 Net Debt .66
 Tax Levy Collected 92.55
 Tax Levy Cancelled, Abated or Adjusted .17

EXPENDITURES		REVENUES-REALIZED		1991 PROPERTY TAX	
GENERAL GOVERNMENT				STATE EQUALIZED TAX RATE	
Governing Body & Public Boards	33,380.00	1991 Property Taxes Collected	35,724,164.90	Local District School Taxes	18,466,475.50
Municipal Clerk	150,110.00	1991 Payments in Lieu of Taxes		Regional & Consolidated School Tax	5,585,736.85
Financial Administration	244,279.00	Delinquent Tax & Lien Collections	1,849,736.31	School Taxes in Municipal Budget	
Assessment of Taxes	144,874.00	Business Personalty Replacement Taxes	240,647.40	County Taxes	9,232,566.04
Collection of Taxes	123,139.00	Taxes from Public Utilities	6,187,974.00	County Library Taxes	336,382.36
Planning, Housing & Development	175,890.00	Other Miscellaneous Tax Revenues		Local Municipal Purpose Taxes	3,064,228.69
Human Resources	417,143.31	State Aid Revenues	1,443,534.00	Veteran & Senior Citizen Taxes	251,550.00
Elections	5,840.00	Federal Aid Revenues		Total Taxes for Rate Computation	36,936,939.44
General Administration (other)	1,991,785.90	State and Local Fiscal Assistance Act Utilized		Special District Taxes	1,657,689.45
JUDICIARY		Sale of Acquired Property		Bank Corp. Taxes	
Municipal Courts	295,588.00	Other Miscellaneous Revenues	2,598,545.27	Added and Omitted Taxes	244,764.56
PUBLIC SAFETY		Total	48,049,601.88	Total Taxes Levied - ABSTRACT	38,587,843.45
Fire Protection	210,909.00	Prior Years Surplus Appropriated	3,200,000.00	Total Taxes Billed	38,599,581.88
Police Protection	4,085,488.00	REVENUES TOTAL	51,249,601.88	1991 TAXES COLLECTED	35,724,164.90
Civil Defense & Disaster Control	12,450.00	Reserve For Uncollected Taxes	2,243,404.00	1991 Taxes Cancelled, Abated or Adjusted	66,421.92
Environmental Inspection & Control	345,356.00			Transfer to Tax Title Liens or Foreclosed	497,975.28
Other Public Safety		CAPITAL OUTLAY TOTAL	53,807,852.89	Balance Outstanding Dec. 31, 1991	2,311,019.28
PUBLIC WORKS				PRIOR YEARS TAXES OUTSTANDING	
Streets and Drainage	300,000.00	Public Enterprises		Balance January 1, 1991	1,829,327.54
Sewers and Sewage Processing		Recreation—Culture	62,346.31	Collected in 1991	1,660,656.76
Garbage and Trash Disposal		Public Works	277,502.28	Cancelled, Abated or Adjusted 1991	54,904.33
Public Buildings and Grounds		Buildings and Grounds	53,463,004.30	Transfers to Tax Title Liens or Foreclosed	113,766.45
Other Public Works	2,141,807.00	Library and Education		Balance December 31, 1991	
HEALTH and WELFARE		Conservation		TAX TITLE LIENS OUTSTANDING	
Health Services Except Environmental	56,466.00	All Other		Balance January 1, 1991	878,699.57
Welfare—Public Assistance	46,341.00			Transfer From Taxes	630,775.96
Hospital, Clinics, First Aid		CAPITAL DEBT AUTHORIZED, DECEMBER 31, 1991		Redeemed in 1991	189,079.55
Animal, Insect, & Rodent Control	2,000.00	ISSUED AND UNISSUED		Cancelled, Abated or Adjusted (1991)	
Other Welfare Services		School	20,931,469	Transfers to Foreclosed Property	
RECREATION and CONSERVATION		Self-Liquidating	52,500,000	Balance December 31, 1991	1,320,395.98
Beaches and Boardwalks		Other	14,507,369	PROPERTY ACQUIRED BY DEED OR	
Parks, Playgrounds, Shade Trees	2,000.00	Total	87,938,838	FORECLOSURE	
Land Reclamation & Conservation	133,320.00	ISSUED AND OUTSTANDING		Balance January 1, 1991	484,100.00
Other Recreational Services	300,985.00	School	20,931,469.30	Transfers From Taxes or Liens	
EDUCATION (excluding schools)		Self-Liquidating	52,500,000.00	Sale for Cash (1991)	
Libraries	5,000.00	Other	12,537,000.00	Cancelled, Abated or Adjusted (1991)	
Other Educational Services	10,800.00	Total	85,968,469.30	Balance December 31, 1991	484,100.00
STATUTORY EXPENDITURES		EQUALIZED VALUATION BASIS		CURRENT FINANCES DECEMBER 31, 1991	
Pensions & F. I. C. A.	1,279,718.53	FOR NET DEBT COMPUTATION	2,181,677,633	ASSETS	
Employee Fringe Benefits	981,729.51	REAL PROPERTY VALUATIONS		Cash Dec. 31, 1991	10,472,115.03
Other Statutory Expenditures		Code Class # of Parcels % VAL'N		Taxes Receivable	2,311,019.28
CETA And Other Public Employment Programs		1 Vacant Land 2053 7.32	164,804,600.00	Tax Title Liens	1,320,395.28
MUNICIPAL FUNCTIONS TOTAL	13,501,399.25	2 Residential 12109 76.00	1,710,407,490.00	Foreclosed Property	484,100.00
CAPITAL IMPROVEMENTS *MEMO*	25,000.00	3 Farm 523 1.56	35,111,000.00	Emergencies & Other Deferred Charges	1,098,219.64
DEBT SERVICE		4a Commercial 424 12.61	283,345,550.00	State and Federal Aid Receivable	216,300.44
Principal Payments	1,292,000.00	4b Industrial 54 2.51	56,474,900.00	Other Receivables	628,671.06
Interest Payments	910,458.37	4c Apartments		Total	16,530,820.73
DEFERRED CHARGES	290,394.00	Total	2,250,643,540.00	LIABILITIES, RESERVES, AND SURPLUS	
SCHOOL, COUNTY, SPECIAL DISTRICT TAXES	35,278,850.20	Land Area 62.10 Sq. Miles		Cash Liabilities	11,027,694.56
RESERVE FOR UNCOLLECTED TAXES	2,243,404.00	Net Valuation Taxable-Municipal	2,263,856,903	Reserves for Receivables	4,761,713.51
EXPENDITURES TOTAL	53,516,505.82	Net Valuation Taxable-County	2,287,674,658	Surplus Dec. 31, 1991	741,412.66
		State Equalized Valuation	2,211,536,805	Total	16,530,820.73
		State Equalization Ratio	102.38		

*Includes County Health Service Taxes, County Vocational School Taxes, or County Open Space Tax. See Table 13.

2112

Population 1980 2,829
 Population 1990 3,940
 S & P Rating
 Moody Rating

General Tax Rate Per \$100.

1.73

State Equalized Tax Rate

1.80

INDEPENDENCE TOWNSHIP - WARREN CO.

Form of Government
 Township Committee
 Number of Members - 5

PER CAPITA:

Gross Debt 851.62
 Net Debt 404.67
 Debt Service 41.14
 Total Tax Levy 1,142.11
 Municipal Expenditures 491.01

PER CENT:

Gross Debt 1.36
 Net Debt .65
 Tax Levy Collected 94.62
 Tax Levy Cancelled, Abated or Adjusted .42

EXPENDITURES		REVENUES-REALIZED		1991 PROPERTY TAX	
GENERAL GOVERNMENT				STATE EQUALIZED TAX RATE .97	
Governing Body & Public Boards		1991 Property Taxes Collected	4,269,843.99	Local District School Taxes	2,407,659.00
Municipal Clerk		1991 Payments in Lieu of Taxes	24,529.00	Regional & Consolidated School Tax	
Financial Administration	40,925.00	Delinquent Tax & Lien Collections	339,940.38	School Taxes in Municipal Budget	
Assessment of Taxes	23,180.00	Business Personalty Replacement Taxes	29,051.48	County Taxes	.64 1,588,790.01
Collection of Taxes	25,723.00	Taxes from Public Utilities	180,521.00	County Library Taxes	.05 126,275.54
Planning, Housing & Development	26,340.00	Other Miscellaneous Tax Revenues		Local Municipal Purpose Taxes	.13 319,238.83
Human Resources	72,684.00	State Aid Revenues	309,358.00	Veteran & Senior Citizen Taxes	24,150.00
Elections		Federal Aid Revenues		Total Taxes for Rate Computation	1.79 4,466,113.38
General Administration (other)	200,099.60	State and Local Fiscal Assistance Act Utilized		Special District Taxes	
JUDICIARY		Sale of Acquired Property		Bank Corp. Taxes	
Municipal Courts	25,176.00	Other Miscellaneous Revenues	293,076.62	Added and Omitted Taxes	57,964.58
PUBLIC SAFETY		Total	5,445,319.47	Total Taxes Levied - ABSTRACT	4,495,927.96
Fire Protection	35,075.35	Prior Years Surplus Appropriated	645,420.37	Total Taxes Billed	4,512,827.78
Police Protection	198,177.00	REVENUES TOTAL	6,090,739.84	1991 TAXES COLLECTED	4,269,843.99
Civil Defense & Disaster Control	1,000.00	Reserve For Uncollected Taxes	430,031.20	1991 Taxes Cancelled, Abated or Adjusted	18,867.67
Environmental Inspection & Control	60,625.38	CAPITAL OUTLAY TOTAL	191,977.87	Transfer to Tax Title Liens or Foreclosed	26,219.88
Other Public Safety				Balance Outstanding Dec. 31, 1991	197,896.24
PUBLIC WORKS				PRIOR YEARS TAXES OUTSTANDING	
Streets and Drainage	301,543.00	Public Enterprises		Balance January 1, 1991	366,268.98
Sewers and Sewage Processing	36,377.64	Recreation-Culture		Collected in 1991	338,008.99
Garbage and Trash Disposal	30,500.00	Public Works	28,627.12	Cancelled, Abated or Adjusted 1991	.17
Public Buildings and Grounds	20,696.00	Buildings and Grounds	163,350.75	Transfers to Tax Title Liens or Foreclosed	28,259.82
Other Public Works		Library and Education		Balance December 31, 1991	
HEALTH and WELFARE		Conservation		TAX TITLE LIENS OUTSTANDING	
Health Services Except Environmental	250.00	All Other		Balance January 1, 1991	48,908.85
Welfare-Public Assistance	7,650.00	CAPITAL DEBT AUTHORIZED, DECEMBER 31, 1991		Transfer From Taxes	58,993.44
Hospital, Clinics, First Aid		ISSUED AND UNISSUED		Redeemed in 1991	1,931.39
Animal, Insect, & Rodent Control	2,524.92	School	1,761,000.00	Cancelled, Abated or Adjusted (1991)	
Other Welfare Services		Self-Liquidating		Transfers to Foreclosed Property	
RECREATION and CONSERVATION		Other	1,594,400.00	Balance December 31, 1991	105,970.90
Beaches and Boardwalks		Total	3,355,400.00	PROPERTY ACQUIRED BY DEED OR FORECLOSURE	
Parks, Playgrounds, Shade Trees				Balance January 1, 1991	2,240.00
Land Reclamation & Conservation	1,585.00	ISSUED AND OUTSTANDING		Transfers From Taxes or Liens	
Other Recreational Services	42,235.00	School	1,761,000.00	Sale for Cash (1991)	
EDUCATION (excluding schools)		Self-Liquidating		Cancelled, Abated or Adjusted (1991)	
Libraries		Other	844,400.00	Balance December 31, 1991	2,240.00
Other Educational Services		Total	2,605,400.00	CURRENT FINANCES DECEMBER 31, 1991	
STATUTORY EXPENDITURES		EQUALIZED VALUATION BASIS		ASSETS	
Pensions & F. L. C. A.	52,116.00	FOR NET DEBT COMPUTATION	246,805.821	Cash Dec. 31, 1991	1,531,259.17
Employee Fringe Benefits	43,000.00	REAL PROPERTY VALUATIONS		Taxes Receivable	197,896.24
Other Statutory Expenditures		Code Class # of Parcels % VAL'N		Tax Title Liens	105,970.90
CETA And Other Public Employment Programs		1 Vacant Land 513 10.98	28,106,400.00	Foreclosed Property	2,240.00
MUNICIPAL FUNCTIONS		2 Residential 1282 73.70	188,700,180.00	Emergencies & Other Deferred Charges	20,000.00
CAPITAL IMPROVEMENTS *MEMO*	7,250.00	3 Farm 230 4.90	12,535,610.00	State and Federal Aid Receivable	188,994.56
DEBT SERVICE		4a Commercial 50 4.39	12,523,900.00	Other Receivables	891.57
Principal Payments	110,000.00	4b Industrial 4 .99	2,532,400.00	Total	2,047,252.44
Interest Payments	52,080.00	4c Apartments 9 4.54	11,626,000.00	LIABILITIES, RESERVES, AND SURPLUS	
		Total 2089	256,024,490.00	Cash Liabilities	814,232.62
DEFERRED CHARGES	95,000.00	Land Area 20.10 Sq. Miles		Reserves for Receivables	495,993.27
SCHOOL, COUNTY, SPECIAL DISTRICT TAXES	4,122,724.55	Net Valuation Taxable-Municipal	257,506,541	Surplus Dec. 31, 1991	737,026.55
RESERVE FOR UNCOLLECTED TAXES	430,031.20	Net Valuation Taxable-County	267,116,556	Total	2,047,252.44
EXPENDITURES		State Equalized Valuation	248,181,309		
TOTAL	6,057,318.64	State Equalization Ratio	103.78		

1320
Population 1980 1,037
Population 1990 910
S & P Rating
Moody Rating

General Tax Rate Per \$100. 1.26
State Equalized Tax Rate 1.30

INTERLAKEN BOROUGH - MONMOUTH CO.
Form of Government
Borough Council
Number of Members - 6

PER CAPITA:
Gross Debt 399.43
Net Debt 399.43
Debt Service 110.84
Total Tax Levy 1,470.97
Municipal Expenditures 1,126.31
PER CENT:
Gross Debt .33
Net Debt .33
Tax Levy Collected 95.95
Tax Levy Cancelled, Abated or Adjusted .14

EXPENDITURES	REVENUES-REALIZED	1991 PROPERTY TAX
GENERAL GOVERNMENT		STATE EQUALIZED TAX RATE .12
Governing Body & Public Boards		Local District School Taxes 124,995.00
Municipal Clerk		Regional & Consolidated School Tax
Financial Administration 6,000.00	1991 Property Taxes Collected 1,284,577.61	School Taxes in Municipal Budget
Assessment of Taxes 4,120.80	1991 Payments in Lieu of Taxes	County Taxes .45 *
Collection of Taxes 11,433.40	Delinquent Tax & Lien Collections 32,528.59	County Library Taxes .02
Planning, Housing & Development 1,941.00	Business Personalty Replacement Taxes 14.00	Local Municipal Purpose Taxes .72
Human Resources	Taxes from Public Utilities 96,815.00	Veteran & Senior Citizen Taxes 8,200.00
Elections 1,293.71	Other Miscellaneous Tax Revenues	Total Taxes for Rate Computation 1.31 1,345,901.96
General Administration (other) 99,770.35	State Aid Revenues 22,680.75	Special District Taxes
JUDICIARY	Federal Aid Revenues	Bank Corp. Taxes
Municipal Courts 12,361.03	State and Local Fiscal Assistance Act Utilized	Added and Omitted Taxes 884.70
PUBLIC SAFETY	Sale of Acquired Property	Total Taxes Levied - ABSTRACT 1,338,586.66
Fire Protection 45,552.42	Other Miscellaneous Revenues 62,161.07	Total Taxes Billed 1,338,767.70
Police Protection 212,371.07	Total 1,498,777.02	1991 TAXES COLLECTED 1,284,577.61
Civil Defense & Disaster Control 100.00	Prior Years Surplus Appropriated 103,700.00	1991 Taxes Cancelled, Abated or Adjusted 1,870.88
Environmental Inspection & Control 3,931.01	REVENUES TOTAL 1,602,477.02	Transfer to Tax Title Liens or Foreclosed
Other Public Safety	Reserve For Uncollected Taxes 81,090.46	Balance Outstanding Dec. 31, 1991 52,319.21
PUBLIC WORKS	CAPITAL OUTLAY TOTAL 124,883.33	PRIOR YEARS TAXES OUTSTANDING
Streets and Drainage 78,372.31	Public Enterprises	Balance January 1, 1991 32,528.59
Sewers and Sewage Processing 51,251.00	Recreation-Culture 5,325.00	Collected in 1991 32,528.59
Garbage and Trash Disposal 99,403.00	Public Works 79,964.25	Cancelled, Abated or Adjusted 1991
Public Buildings and Grounds 8,000.00	Buildings and Grounds 39,594.08	Transfers to Tax Title Liens or Foreclosed
Other Public Works	Library and Education	Balance December 31, 1991
HEALTH and WELFARE	Conservation	TAX TITLE LIENS OUTSTANDING
Health Services Except Environmental 2,521.00	All Other	Balance January 1, 1991
Welfare-Public Assistance		Transfer From Taxes
Hospital, Clinics, First Aid		Redeemed in 1991
Animal, Insect, & Rodent Control		Cancelled, Abated or Adjusted (1991)
Other Welfare Services 441.00		Transfers to Foreclosed Property
RECREATION and CONSERVATION		Balance December 31, 1991
Beaches and Boardwalks		PROPERTY ACQUIRED BY DEED OR FORECLOSURE
Parks, Playgrounds, Shade Trees 30,481.99		Balance January 1, 1991 11,700.00
Land Reclamation & Conservation 32,060.52		Transfers From Taxes or Liens
Other Recreational Services		Sale for Cash (1991)
EDUCATION (excluding schools)		Cancelled, Abated or Adjusted (1991)
Libraries 2,690.31		Balance December 31, 1991 11,700.00
Other Educational Services		CURRENT FINANCES DECEMBER 31, 1991
STATUTORY EXPENDITURES		ASSETS
Pensions & F. I. C. A. 55,793.30		Cash Dec. 31, 1991 307,720.89
Employee Fringe Benefits 65,816.00		Taxes Receivable 52,319.21
Other Statutory Expenditures		Tax Title Liens
CETA And Other Public Employment Programs		Foreclosed Property 11,700.00
MUNICIPAL FUNCTIONS TOTAL 826,205.72		Emergencies & Other Deferred Charges 22,020.00
CAPITAL IMPROVEMENTS *MEMO* 5,000.00		State and Federal Aid Receivable 570.00
DEBT SERVICE		Other Receivables 2,209.59
Principal Payments 85,219.70		Total 396,539.69
Interest Payments 15,647.50		LIABILITIES, RESERVES, AND SURPLUS
DEFERRED CHARGES 14,958.98		Cash Liabilities 80,096.44
SCHOOL, COUNTY, SPECIAL DISTRICT TAXES 600,937.48		Reserves for Receivables 66,228.80
RESERVE FOR UNCOLLECTED TAXES 81,090.46		Surplus Dec. 31, 1991 250,214.45
EXPENDITURES TOTAL 1,624,109.34		Total 396,539.69

0709

Population 1980 61,493
 Population 1990 61,018
 S & P Rating
 Moody Rating

General Tax Rate Per \$100.

14.54

State Equalized Tax Rate

3.07

IRVINGTON TOWNSHIP - ESSEX COUNTY
 Form of Government
 Mayor-Council Plan D (OMCL 50)
 Number of Members - 7

PER CAPITA:

Gross Debt 603.24
 Net Debt 544.57
 Debt Service 43.55
 Total Tax Levy 709.72
 Municipal Expenditures 688.61

PER CENT:

Gross Debt 2.73
 Net Debt 2.46
 Tax Levy Collected 89.72
 Tax Levy Cancelled, Abated or Adjusted .08

EXPENDITURES		REVENUES-REALIZED		1991 PROPERTY TAX	
GENERAL GOVERNMENT				STATE EQUALIZED TAX RATE $\frac{\text{ } \rightarrow}{.89}$	
Governing Body & Public Boards	366,008.00	1991 Property Taxes Collected	18,363,676.31	Local District School Taxes	12,584,304.00
Municipal Clerk	156,979.00	1991 Payments in Lieu of Taxes	206,229.00	Regional & Consolidated School Tax	
Financial Administration	1,032,958.00	Delinquent Tax & Lien Collections	2,400,000.00	School Taxes in Municipal Budget	
Assessment of Taxes	144,587.00	Business Personalty Replacement Taxes	724,901.00	County Taxes	7,913,560.52
Collection of Taxes	275,867.00	Taxes from Public Utilities	1,999,356.00	County Library Taxes	
Planning, Housing & Development	404,269.00	Other Miscellaneous Tax Revenues		Local Municipal Purpose Taxes	22,808,039.36
Human Resources	1,253,615.00	State Aid Revenues	8,944,483.00	Veteran & Senior Citizen Taxes	181,950.00
Elections	88,800.00	Federal Aid Revenues		Total Taxes for Rate Computation	43,487,853.88
General Administration (other)	2,681,601.00	State and Local Fiscal Assistance Act Utilized		Special District Taxes	
JUDICIARY		Sale of Acquired Property		Bank Corp. Taxes	
Municipal Courts	667,482.00	Other Miscellaneous Revenues	5,640,307.71	Added and Omitted Taxes	
PUBLIC SAFETY		Total	38,778,953.02	Total Taxes Levied - ABSTRACT	43,305,903.88
Fire Protection	6,862,932.50	Prior Years Surplus Appropriated	678,638.00	Total Taxes Billed	21,023,963.80
Police Protection	6,535,282.00	REVENUES TOTAL	39,457,591.02	1991 TAXES COLLECTED	18,863,676.31
Civil Defense & Disaster Control	10,640.00	Reserve For Uncollected Taxes	3,267,685.00	1991 Taxes Cancelled, Abated or Adjusted	16,850.80
Environmental Inspection & Control	169,994.00	CAPITAL OUTLAY TOTAL	710,485.08	Transfer to Tax Title Liens or Foreclosed	
Other Public Safety				Balance Outstanding Dec. 31, 1991	2,143,436.69
PUBLIC WORKS				PRIOR YEARS TAXES OUTSTANDING	
Streets and Drainage	1,456,955.00	Public Enterprises		Balance January 1, 1991	1,999,657.07
Sewers and Sewage Processing	3,469,561.00	Recreation-Culture		Collected in 1991	690,723.64
Garbage and Trash Disposal	2,500,000.00	Public Works	140,342.51	Cancelled, Abated or Adjusted 1991	19,301.05
Public Buildings and Grounds	1,569,751.00	Buildings and Grounds	570,142.57	Transfers to Tax Title Liens or Foreclosed	72,879.66
Other Public Works		Library and Education		Balance December 31, 1991	1,216,752.72
HEALTH and WELFARE		Conservation		TAX TITLE LIENS OUTSTANDING	
Health Services Except Environmental	728,935.00	All Other		Balance January 1, 1991	2,959,754.05
Welfare-Public Assistance	154,407.00	CAPITAL DEBT AUTHORIZED, DECEMBER 31, 1991		Transfer From Taxes	82,567.40
Hospital, Clinics, First Aid		ISSUED AND UNISSUED		Redeemed in 1991	315,891.73
Animal, Insect, & Rodent Control		School	3,373,000.00	Cancelled, Abated or Adjusted (1991)	
Other Welfare Services		Self-Liquidating		Transfers to Foreclosed Property	
RECREATION and CONSERVATION		Other	33,435,789	Balance December 31, 1991	2,726,429.72
Beaches and Boardwalks		Total	36,808,789	PROPERTY ACQUIRED BY DEED OR FORECLOSURE	
Parks, Playgrounds, Shade Trees	251,982.00	ISSUED AND OUTSTANDING		Balance January 1, 1991	151,000.00
Land Reclamation & Conservation	9,558.00	School	3,373,000.00	Transfers From Taxes or Liens	
Other Recreational Services	200,655.00	Self-Liquidating		Sale for Cash (1991)	
EDUCATION (excluding schools)		Other	13,121,049.91	Cancelled, Abated or Adjusted (1991)	
Libraries	600,000.00	Total	16,494,049.91	Balance December 31, 1991	151,000.00
Other Educational Services		EQUALIZED VALUATION BASIS		CURRENT FINANCES DECEMBER 31, 1991	
STATUTORY EXPENDITURES		FOR NET DEBT COMPUTATION	1,350,411,349	ASSETS	
Pensions & F.I.C.A.	1,841,545.00	REAL PROPERTY VALUATIONS		Cash Dec. 31, 1991	917,092.53
Employee Fringe Benefits	2,500,000.00	Code Class # of Parcels % VAL'N		Taxes Receivable	3,360,189.41
Other Statutory Expenditures		1 Vacant Land 330 1.15	3,371,700.00	Tax Title Liens	2,726,429.72
CETA And Other Public Employment Programs		2 Residential 8009 60.25	177,034,800.00	Foreclosed Property	151,000.00
MUNICIPAL FUNCTIONS TOTAL	35,939,363.50	3 Farm		Emergencies & Other Deferred Charges	14,482,131.26
CAPITAL IMPROVEMENTS *MEMO*	50,000.00	4a Commercial 636 14.70	43,188,700.00	State and Federal Aid Receivable	622,829.76
DEBT SERVICE		4b Industrial 188 7.29	21,430,200.00	Other Receivables	1,357,723.26
Principal Payments	1,242,614.00	4c Apartments 359 16.60	48,784,800.00	Total	23,617,395.94
Interest Payments	1,414,885.00	Total	293,810,200.00	LIABILITIES, RESERVES, AND SURPLUS	
TYPE I SCHL DEBT *MEMO	56,700.00	Land Area 2.80 Sq. Miles		Cash Liabilities	13,271,950.92
DEFERRED CHARGES	153,125.95	Net Valuation Taxable-Municipal	298,003,900	Reserves for Receivables	7,595,342.39
SCHOOL, COUNTY, SPECIAL DISTRICT TAXES	20,497,864.52	Net Valuation Taxable-County	1,366,175,641	Surplus Dec. 31, 1991	2,750,102.63
RESERVE FOR UNCOLLECTED TAXES	3,267,685.00	State Equalized Valuation	1,394,024,353	Total	23,617,395.94
EXPENDITURES TOTAL	62,515,537.97	State Equalization Ratio	21.14		

1510

Population 1980 1,575
 Population 1990 1,470
 S & P Rating
 Moody Rating BAA1

General Tax Rate Per \$100.

1.86

State Equalized Tax Rate

1.96

ISLAND HEIGHTS BOROUGH - OCEAN CO.

Form of Government

Small Municipality Plan A (OMCL 50)

Number of Members - 7

PER CAPITA:

Gross Debt 965.98
 Net Debt 741.95
 Debt Service 41.97
 Total Tax Levy 1,698.70
 Municipal Expenditures 714.03

PER CENT:

Gross Debt 1.09
 Net Debt .84
 Tax Levy Collected 92.43
 Tax Levy Cancelled, Abated or Adjusted .37

EXPENDITURES		REVENUES-REALIZED		1991 PROPERTY TAX	
GENERAL GOVERNMENT		1991 Property Taxes Collected		STATE EQUALIZED TAX RATE	
Governing Body & Public Boards			2,307,995.00	Local District School Taxes	.70 896,651.00
Municipal Clerk				Regional & Consolidated School Tax	.41 518,222.09
Financial Administration	32,121.60	1991 Payments in Lieu of Taxes		School Taxes in Municipal Budget	
Assessment of Taxes	7,080.00	Delinquent Tax & Lien Collections	121,174.51	County Taxes	.39 * 499,322.03
Collection of Taxes	13,349.73	Business Personalty Replacement Taxes	5,714.72	County Library Taxes	.03 39,434.32
Planning, Housing & Development	6,300.00	Taxes from Public Utilities	86,524.00	Local Municipal Purpose Taxes	.42 540,980.00
Human Resources	41,456.18	Other Miscellaneous Tax Revenues		Veteran & Senior Citizen Taxes	
Elections	3,150.00	State Aid Revenues	66,720.34	Total Taxes for Rate Computation	1.95 2,514,959.44
General Administration (other)	137,968.95	Federal Aid Revenues		Special District Taxes	
JUDICIARY		State and Local Fiscal Assistance Act Utilized		Bank Corp. Taxes	
Municipal Courts	19,700.00	Sale of Acquired Property		Added and Omitted Taxes	2,477.05
PUBLIC SAFETY		Other Miscellaneous Revenues	92,003.14	Total Taxes Levied - ABSTRACT	2,497,086.49
Fire Protection	8,000.00	Total	2,680,131.71	Total Taxes Billed	2,497,086.49
Police Protection	117,981.69	Prior Years Surplus Appropriated	174,191.61	1991 TAXES COLLECTED	2,307,995.00
Civil Defense & Disaster Control	700.00	REVENUES TOTAL	2,854,323.32	1991 Taxes Cancelled, Abated or Adjusted	9,192.81
Environmental Inspection & Control	8,500.00	Reserve For Uncollected Taxes	168,386.07	Transfer to Tax Title Liens or Foreclosed	31,582.55
Other Public Safety		CAPITAL OUTLAY TOTAL	479,635.45	Balance Outstanding Dec. 31, 1991	148,316.05
PUBLIC WORKS				PRIOR YEARS TAXES OUTSTANDING	
Streets and Drainage	26,243.81	Public Enterprises	20,169.45	Balance January 1, 1991	123,991.76
Sewers and Sewage Processing	47,261.07	Recreation-Culture		Collected in 1991	112,989.97
Garbage and Trash Disposal	219,577.00	Public Works	194,694.07	Cancelled, Abated or Adjusted 1991	37.76
Public Buildings and Grounds	27,984.88	Buildings and Grounds	264,771.93	Transfers to Tax Title Liens or Foreclosed	10,964.03
Other Public Works	6,047.39	Library and Education		Balance December 31, 1991	
HEALTH and WELFARE		Conservation		TAX TITLE LIENS OUTSTANDING	
Health Services Except Environmental	740.00	All Other		Balance January 1, 1991	10,122.11
Welfare-Public Assistance	1,250.00	CAPITAL DEBT AUTHORIZED, DECEMBER 31, 1991		Transfer From Taxes	46,471.18
Hospital, Clinics, First Aid		ISSUED AND UNISSUED		Redeemed in 1991	8,184.54
Animal, Insect, & Rodent Control	1,575.00	Schaal	57,272	Cancelled, Abated or Adjusted (1991)	
Other Welfare Services		Self-Liquidating	459,800	Transfers to Foreclosed Property	
RECREATION and CONSERVATION		Other	902,919	Balance December 31, 1991	48,408.75
Beaches and Boardwalks	7,700.50	Total	1,419,991	PROPERTY ACQUIRED BY DEED OR FORECLOSURE	
Parks, Playgrounds, Shade Trees	10.00	ISSUED AND OUTSTANDING		Balance January 1, 1991	
Land Reclamation & Conservation	10.00	School	57,272.77	Transfers From Taxes or Liens	
Other Recreational Services	2,000.00	Self-Liquidating	272,300.00	Sale for Cash (1991)	
EDUCATION (excluding schools)		Other	721,000.00	Cancelled, Abated or Adjusted (1991)	
Libraries	850.00	Total	1,050,572.77	Balance December 31, 1991	
Other Educational Services		EQUALIZED VALUATION BASIS		CURRENT FINANCES DECEMBER 31, 1991	
STATUTORY EXPENDITURES		FOR NET DEBT COMPUTATION	130,285,195	ASSETS	
Pensions & F. L. C. A.	34,496.18	REAL PROPERTY VALUATIONS		Cash Dec. 31, 1991	281,582.13
Employee Fringe Benefits	21,639.11	Code Class # of Parcels % VAL'N		Taxes Receivable	148,316.05
Other Statutory Expenditures	4,193.59	1 Vacant Land 98 5.40	7,236,400.00	Tax Title Liens	48,408.75
CETA And Other Public Employment Programs		2 Residential 749 87.17	116,831,000.00	Foreclosed Property	
MUNICIPAL FUNCTIONS TOTAL	797,937.18	3 Farm		Emergencies & Other Deferred Charges	37,923.07
CAPITAL IMPROVEMENTS *MEMO	20,000.00	4a Commercial 26 7.26	9,733,500.00	State and Federal Aid Receivable	1,812.38
DEBT SERVICE		4b Industrial		Other Receivables	12,277.65
Principal Payments	39,951.18	4c Apartments 1 .17	232,500.00	Total	530,320.03
Interest Payments	21,743.82	Total 974	134,033,400.00	LIABILITIES, RESERVES, AND SURPLUS	
DEFERRED CHARGES	21,600.00	Land Area .60 Sq. Miles		Cash Liabilities	155,420.81
SCHOOL, COUNTY, SPECIAL DISTRICT TAXES	1,953,629.44	Net Valuation Taxable-Municipal	134,210,462	Reserves for Receivables	209,002.45
RESERVE FOR UNCOLLECTED TAXES	168,386.07	Net Valuation Taxable-County	135,005,141	Surplus Dec. 31, 1991	165,896.77
EXPENDITURES TOTAL	3,003,247.69	State Equalized Valuation	127,657,945	Total	530,320.03
		State Equalization Ratio	105.14		

*Includes County Health Service Taxes, County Vocational School Taxes, or County Open Space Tax. See Table 13.

1511
Population 1980 25,644
Population 1990 33,233
S & P Rating
Moody Rating AAA

General Tax Rate Per \$100. 2.32
State Equalized Tax Rate 2.34

JACKSON TOWNSHIP - OCEAN COUNTY
Form of Government
Township Committee
Number of Members - 5

PER CAPITA:
Gross Debt 1,221.13
Net Debt 448.50
Debt Service 47.49
Total Tax Levy 1,211.59
Municipal Expenditures 528.79
PER CENT:
Gross Debt 2.53
Net Debt .93
Tax Levy Collected 90.61
Tax Levy Cancelled, Abated or Adjusted 3.15

EXPENDITURES		REVENUES-REAUZED		1991 PROPERTY TAX	
GENERAL GOVERNMENT		1991 Property Taxes Collected		STATE EQUALIZED TAX RATE	
Governing Body & Public Boards	337,645.00	1991 Payments in Lieu of Taxes		Local District School Taxes	1.34 22,057,967.50
Municipal Clerk		Delinquent Tax & Lien Collections		Regional & Consolidated School Tax	
Financial Administration	189,333.35	Business Personalty Replacement Taxes		School Taxes in Municipal Budget	
Assessment of Taxes	241,719.34	Taxes from Public Utilities		County Taxes	.38 * 6,231,027.07
Collection of Taxes	213,671.82	Other Miscellaneous Tax Revenues		County Library Taxes	.03 491,975.04
Planning, Housing & Development	134,947.33	State Aid Revenues		Local Municipal Purpose Taxes	.59 9,679,630.59
Human Resources	260,675.11	Federal Aid Revenues		Veteran & Senior Citizen Taxes	185,850.00
Elections	5,650.00	State and Local Fiscal Assistance Act Utilized		Total Taxes for Rate Computation	2.34 38,646,450.20
General Administration (other)	1,261,651.23	Sale of Acquired Property		Special District Taxes	1,324,441.41
JUDICIARY		Other Miscellaneous Revenues		Bank Corp. Taxes	
Municipal Courts	211,454.92	Total		Added and Omitted Taxes	479,599.18
PUBLIC SAFETY		Prior Years Surplus Appropriated		Total Taxes Levied - ABSTRACT	40,264,640.79
Fire Protection		REVENUES TOTAL		Total Taxes Billed	40,276,469.11
Police Protection	3,403,562.99	Reserve For Uncollected Taxes		1991 TAXES COLLECTED	36,492,655.11
Civil Defense & Disaster Control	9,540.00	CAPITAL OUTLAY TOTAL		1991 Taxes Cancelled, Abated or Adjusted	1,268,607.16
Environmental Inspection & Control	292,735.71	Public Enterprises		Transfer to Tax Title Liens or Foreclosed	784,710.02
Other Public Safety		Recreation-Culture		Balance Outstanding Dec. 31, 1991	1,730,496.82
PUBLIC WORKS		Public Works		PRIOR YEARS TAXES OUTSTANDING	
Streets and Drainage	547,900.00	Buildings and Grounds		Balance January 1, 1991	4,355,452.82
Sewers and Sewage Processing	37,000.00	Library and Education		Collected in 1991	1,816,964.78
Garbage and Trash Disposal	289,500.00	Conservation		Cancelled, Abated or Adjusted 1991	1,494,512.54
Public Buildings and Grounds	403,317.57	All Other		Transfers to Tax Title Liens or Foreclosed	460,035.52
Other Public Works	960,081.01	CAPITAL DEBT AUTHORIZED, DECEMBER 31, 1991		Balance December 31, 1991	583,939.98
HEALTH and WELFARE		ISSUED AND UNISSUED		TAX TITLE LIENS OUTSTANDING	
Health Services Except Environmental	9,425.00	SCHOOL		Balance January 1, 1991	1,107,523.37
Welfare-Public Assistance	102,940.92	Self-Liquidating		Transfer From Taxes	1,336,280.67
Hospital, Clinics, First Aid	19,600.00	Other		Redeemed in 1991	330,509.49
Animal, Insect, & Rodent Control	56,350.00	Total		Cancelled, Abated or Adjusted (1991)	
Other Welfare Services		ISSUED AND OUTSTANDING		Transfers to Foreclosed Property	
RECREATION and CONSERVATION		SCHOOL		Balance December 31, 1991	2,113,294.55
Beaches and Boardwalks		Self-Liquidating		PROPERTY ACQUIRED BY DEED OR	
Parks, Playgrounds, Shade Trees		Other		FORECLOSURE	
Land Reclamation & Conservation	492,905.00	Total		Balance January 1, 1991	1,906,390.00
Other Recreational Services	171,974.80	EQUALIZED VALUATION BASIS		Transfers From Taxes or Liens	
EDUCATION (excluding schools)		FOR NET DEBT COMPUTATION		Sale for Cash (1991)	
Libraries		REAL PROPERTY VALUATIONS		Cancelled, Abated or Adjusted (1991)	
Other Educational Services	400.00	Code Class # of Parcels % VAL'N		Balance December 31, 1991	1,906,390.00
STATUTORY EXPENDITURES		ASSESSED VALUATION		CURRENT FINANCES DECEMBER 31, 1991	
Pensions & F. L. C. A.	1,050,366.40	1 Vacant Land 3838 11.67		ASSETS	
Employee Fringe Benefits	988,639.00	2 Residential 9386 72.76		Cash Dec. 31, 1991	3,807,509.30
Other Statutory Expenditures	100.00	3 Farm 202 .64		Taxes Receivable	2,314,436.80
CETA And Other Public Employment Programs		4a Commercial 176 12.08		Tax Title Liens	2,113,294.55
MUNICIPAL FUNCTIONS TOTAL	11,743,137.00	4b Industrial 59 1.26		Foreclosed Property	1,906,390.00
CAPITAL IMPROVEMENTS *MEMO*	190,000.00	4c Apartments 134 1.59		Emergencies & Other Deferred Charges	311,478.96
DEBT SERVICE		Total 13795		State and Federal Aid Receivable	17,056.68
Principal Payments	571,541.80	Land Area 100.30 Sq. Miles		Other Receivables	389,457.92
Interest Payments	1,006,599.85	Net Valuation Taxable-Municipal		Total	10,859,624.21
DEFERRED CHARGES	276,238.66	Net Valuation Taxable-County		LIABILITIES, RESERVES, AND SURPLUS	
SCHOOL, COUNTY, SPECIAL DISTRICT TAXES	30,105,411.02	State Equalized Valuation		Cash Liabilities	2,938,945.10
RESERVE FOR UNCOLLECTED TAXES	3,975,778.92	State Equalization Ratio		Reserves for Receivables	6,723,579.27
EXPENDITURES TOTAL	47,673,707.25			Surplus Dec. 31, 1991	1,197,099.84
				Total	10,859,624.21

1208

Population 1980 4,114
 Population 1990 5,294
 S & P Rating
 Moody Rating BAA1

General Tax Rate Per \$100. 3.53
 State Equalized Tax Rate 2.14

JAMESBURG BOROUGH - MIDDLESEX CO.
 Form of Government
 Borough Council
 Number of Members - 6

PER CAPITA:
 Gross Debt 325.11
 Net Debt 325.11
 Debt Service 36.25
 Total Tax Levy 899.13
 Municipal Expenditures 464.84

PER CENT:
 Gross Debt .83
 Net Debt .83
 Tax Levy Collected 91.50
 Tax Levy Cancelled, Abated or Adjusted .53

EXPENDITURES		REVENUES-REALIZED		1991 PROPERTY TAX	
GENERAL GOVERNMENT				STATE EQUALIZED TAX RATE 1.28	
Governing Body & Public Boards		1991 Property Taxes Collected	4,360,260.28	Local District School Taxes	2,695,762.00
Municipal Clerk		1991 Payments in Lieu of Taxes		Regional & Consolidated School Tax	
Financial Administration	32,260.00	Delinquent Tax & Lien Collections	356,225.72	School Taxes in Municipal Budget	
Assessment of Taxes	24,833.43	Business Personalty Replacement Taxes	36,795.80	County Taxes	911,033.95
Collection of Taxes	21,230.00	Taxes from Public Utilities	223,323.00	County Library Taxes	
Planning, Housing & Development	4,803.65	Other Miscellaneous Tax Revenues		Local Municipal Purpose Taxes	897,000.00
Human Resources	71,713.00	State Aid Revenues	303,890.24	Veteran & Senior Citizen Taxes	32,850.00
Elections	1,300.00	Federal Aid Revenues		Total Taxes for Rate Computation	4,536,645.95
General Administration (other)	290,792.52	State and Local Fiscal Assistance Act Utilized		Special District Taxes	191,000.00
JUDICIARY		Sale of Acquired Property		Bank Corp. Taxes	
Municipal Courts	65,516.00	Other Miscellaneous Revenues	248,134.75	Added and Omitted Taxes	65,173.24
PUBLIC SAFETY		Total	5,533,629.79	Total Taxes Levied - ABSTRACT	4,755,969.19
Fire Protection	14,620.64	Prior Years Surplus Appropriated	452,329.00	Total Taxes Billed	4,765,394.34
Police Protection	474,062.85	REVENUES TOTAL	5,985,958.79	1991 TAXES COLLECTED	4,360,260.28
Civil Defense & Disaster Control	11,599.31	Reserve For Uncollected Taxes	450,000.00	1991 Taxes Cancelled, Abated or Adjusted	25,349.12
Environmental Inspection & Control	51,056.91			Transfer to Tax Title Liens or Foreclosed	21,855.52
Other Public Safety				Balance Outstanding Dec. 31, 1991	357,929.42
PUBLIC WORKS		CAPITAL OUTLAY TOTAL	364,070.20	PRIOR YEARS TAXES OUTSTANDING	
Streets and Drainage	146,644.83	Public Enterprises		Balance January 1, 1991	259,416.72
Sewers and Sewage Processing	165,763.00	Recreation-Culture		Collected in 1991	223,822.80
Garbage and Trash Disposal	199,600.00	Public Works	318,535.00	Cancelled, Abated or Adjusted 1991	
Public Buildings and Grounds	2,230.00	Buildings and Grounds	45,535.08	Transfers to Tax Title Liens or Foreclosed	24,484.74
Other Public Works	12,000.00	Library and Education		Balance December 31, 1991	11,109.18
HEALTH and WELFARE		Conservation		TAX TITLE LIENS OUTSTANDING	
Health Services Except Environmental	7,703.45	All Other		Balance January 1, 1991	152,720.44
Welfare-Public Assistance	16,938.65			Transfer From Taxes	46,340.26
Hospital, Clinics, First Aid				Redeemed in 1991	132,402.92
Animal, Insect, & Rodent Control	4,725.00			Cancelled, Abated or Adjusted (1991)	
Other Welfare Services				Transfers to Foreclosed Property	
RECREATION and CONSERVATION				Balance December 31, 1991	66,657.78
Beaches and Boardwalks				PROPERTY ACQUIRED BY DEED OR FORECLOSURE	
Parks, Playgrounds, Shade Trees	70.00			Balance January 1, 1991	21,500.00
Land Reclamation & Conservation				Transfers From Taxes or Liens	
Other Recreational Services	11,583.65			Sale for Cash (1991)	
EDUCATION (excluding schools)				Cancelled, Abated or Adjusted (1991)	
Libraries	63,460.16			Balance December 31, 1991	21,500.00
Other Educational Services				CURRENT FINANCES DECEMBER 31, 1991	
STATUTORY EXPENDITURES				ASSETS	
Pensions & F. L. C. A.	120,865.96			Cash Dec. 31, 1991	1,396,945.91
Employee Fringe Benefits				Taxes Receivable	369,038.60
Other Statutory Expenditures	1,500.00			Tax Title Liens	66,657.78
CETA And Other Public Employment Programs				Foreclosed Property	21,500.00
MUNICIPAL FUNCTIONS TOTAL	1,816,973.01			Emergencies & Other Deferred Charges	36,000.00
CAPITAL IMPROVEMENTS *MEMO*	5,000.00			State and Federal Aid Receivable	17,714.78
DEBT SERVICE				Other Receivables	147,335.42
Principal Payments	75,000.00			Total	2,055,192.49
Interest Payments	116,900.00			LIABILITIES, RESERVES, AND SURPLUS	
DEFERRED CHARGES	2,000.00			Cash Liabilities	768,081.08
SCHOOL, COUNTY, SPECIAL DISTRICT TAXES	3,797,795.95			Reserves for Receivables	604,531.80
RESERVE FOR UNCOLLECTED TAXES	450,000.00			Surplus Dec. 31, 1991	682,579.61
EXPENDITURES TOTAL	6,253,668.96			Total	2,055,192.49
		REAL PROPERTY VALUATIONS	ASSESSED VALUATION		
		Code Class # of Parcels % VAL'N			
		1 Vacant Land 214 2.91	3,668,400.00		
		2 Residential 1306 79.07	99,542,800.00		
		3 Farm			
		4a Commercial 83 11.46	14,422,200.00		
		4b Industrial 2 .77	971,300.00		
		4c Apartments 14 5.79	7,294,000.00		
		Total 1619	125,898,700.00		
		Land Area .87 Sq. Miles			
		Net Valuation Taxable-Municipal	127,645,976		
		Net Valuation Taxable-County	223,180,608		
		State Equalized Valuation	209,124,479		
		State Equalization Ratio	0.71		

1414
Population 1980 16,413
Population 1990 17,825
S & P Rating
Moody Rating AAA

General Tax Rate Per \$100.
2.02
State Equalized Tax Rate
1.93

JEFFERSON TOWNSHIP - MORRIS COUNTY
Form of Government
Mayor-Council Plan E (OMCL 50)
Number of Members - 5

PER CAPITA:
Gross Debt 658.49
Net Debt 467.93
Debt Service 38.76
Total Tax Levy 1,349.77
Municipal Expenditures 484.65
PER CENT:
Gross Debt 1.05
Net Debt .75
Tax Levy Collected 94.85
Tax Levy Cancelled, Abated or Adjusted .01

EXPENDITURES		REVENUES-REALIZED		1991 PROPERTY TAX	
GENERAL GOVERNMENT				STATE EQUALIZED TAX RATE	
Governing Body & Public Boards	148,129.00	1991 Property Taxes Collected	22,898,242.35	Local District School Taxes	1.28 14,293,609.58
Municipal Clerk		1991 Payments in Lieu of Taxes	1,063.95	Regional & Consolidated School Tax	
Financial Administration	383,633.00	Delinquent Tax & Lien Collections	731,255.44	School Taxes in Municipal Budget	
Assessment of Taxes	185,739.00	Business Personality Replacement Taxes	63,152.56	County Taxes	.27 3,059,392.41
Collection of Taxes	110,669.00	Taxes from Public Utilities	1,769,299.00	County Library Taxes	
Planning, Housing & Development	76,341.00	Other Miscellaneous Tax Revenues		Local Municipal Purpose Taxes	.37 4,123,314.00
Human Resources	164,104.00	State Aid Revenues	706,414.67	Veteran & Senior Citizen Taxes	
Elections		Federal Aid Revenues		Total Taxes for Rate Computation	1.92 21,593,515.99
General Administration (other)	692,902.00	State and Local Fiscal Assistance Act Utilized		Special District Taxes	
JUDICIARY		Sale of Acquired Property	9,000.00	Bank Corp. Taxes	
Municipal Courts	139,554.91	Other Miscellaneous Revenues	858,502.14	Added and Omitted Taxes	138,814.95
PUBLIC SAFETY		Total	27,036,930.11	Total Taxes Levied - ABSTRACT	24,059,664.94
Fire Protection	150,391.50	Prior Years Surplus Appropriated	375,000.00	Total Taxes Billed	24,141,736.38
Police Protection	1,646,931.28	REVENUES TOTAL	27,411,930.11	1991 TAXES COLLECTED	22,898,242.35
Civil Defense & Disaster Control	2,375.00	Reserve For Uncollected Taxes	1,089,213.45	1991 Taxes Cancelled, Abated or Adjusted	1,823.92
Environmental Inspection & Control	130,446.00	CAPITAL OUTLAY TOTAL	1,192,690.83	Transfer to Tax Title Liens or Foreclosed	242,514.42
Other Public Safety				Balance Outstanding Dec. 31, 1991	999,155.69
PUBLIC WORKS				PRIOR YEARS TAXES OUTSTANDING	
Streets and Drainage	940,953.00	Public Enterprises	134,301.43	Balance January 1, 1991	898,926.41
Sewers and Sewage Processing		Recreation—Culture		Collected in 1991	668,922.66
Garbage and Trash Disposal		Public Works	52,402.93	Cancelled, Abated or Adjusted 1991	52,933.04
Public Buildings and Grounds	185,000.00	Buildings and Grounds	996,976.97	Transfers to Tax Title Liens or Foreclosed	130,952.72
Other Public Works		Library and Education	9,009.50	Balance December 31, 1991	46,117.99
HEALTH and WELFARE		Conservation		TAX TITLE LIENS OUTSTANDING	
Health Services Except Environmental	206,932.00	All Other		Balance January 1, 1991	243,629.78
Welfare—Public Assistance	24,433.00	CAPITAL DEBT AUTHORIZED, DECEMBER 31, 1991		Transfer From Taxes	393,988.95
Hospital, Clinics, First Aid		ISSUED AND UNISSUED GROSS DEBT NET DEBT		Redeemed in 1991	62,332.78
Animal, Insect, & Rodent Control	69,770.00	School 1,057,000		Cancelled, Abated or Adjusted (1991)	103.36
Other Welfare Services	35,789.00	Self-Liquidating 5,928,674	3,588,992	Transfers to Foreclosed Property	
RECREATION and CONSERVATION		Other 4,751,935	4,751,935	Balance December 31, 1991	575,182.59
Beaches and Boardwalks		Total 11,737,609	8,340,927	PROPERTY ACQUIRED BY DEED OR FORECLOSURE	
Parks, Playgrounds, Shade Trees				Balance January 1, 1991	421,900.00
Land Reclamation & Conservation	2,990.00	ISSUED AND OUTSTANDING		Transfers From Taxes or Liens	
Other Recreational Services	128,409.00	School 1,057,000.00		Sale for Cash (1991)	9,000.00
EDUCATION (excluding schools)		Self-Liquidating 5,472,374.00		Cancelled, Abated or Adjusted (1991)	18,200.00
Libraries	139,066.00	Other 4,481,935.00		Balance December 31, 1991	394,700.00
Other Educational Services	9,600.00	Total 11,011,309.00		CURRENT FINANCES DECEMBER 31, 1991	
STATUTORY EXPENDITURES		EQUALIZED VALUATION BASIS FOR NET DEBT COMPUTATION	1,113,637,128	ASSETS	
Pensions & F. I. C. A.	545,268.00	REAL PROPERTY VALUATIONS		Cash Dec. 31, 1991	3,447,495.04
Employee Fringe Benefits	659,259.00	Code Class # of Parcels % VAL'N		Taxes Receivable	1,045,273.68
Other Statutory Expenditures		1 Vacant Land 1509 7.55	80,260,300.00	Tax Title Liens	575,182.59
CETA And Other Public Employment Programs		2 Residential 6675 84.96	903,340,800.00	Foreclosed Property	394,700.00
MUNICIPAL FUNCTIONS TOTAL	6,778,794.69	3 Farm 16 .09	979,500.00	Emergencies & Other Deferred Charges	160,000.00
CAPITAL IMPROVEMENTS *MEMO*	33,900.00	4a Commercial 185 6.95	73,929,500.00	State and Federal Aid Receivable	
DEBT SERVICE		4b Industrial 6 .22	2,287,500.00	Other Receivables	33,691.95
Principal Payments	330,001.00	4c Apartments 7 .23	2,433,000.00	Total	5,656,343.26
Interest Payments	360,873.26	Total 8398	1,063,230,600.00	LIABILITIES, RESERVES, AND SURPLUS	
DEFERRED CHARGES	80,000.00	Land Area 41.20 Sq. Miles		Cash Liabilities	2,636,280.28
SCHOOL, COUNTY, SPECIAL DISTRICT TAXES	19,797,535.99	Net Valuation Taxable-Municipal	1,063,465,405	Reserves for Receivables	2,048,848.22
RESERVE FOR UNCOLLECTED TAXES	1,089,213.45	Net Valuation Taxable-County	1,141,306,599	Surplus Dec. 31, 1991	971,214.76
EXPENDITURES TOTAL	28,436,423.39	State Equalized Valuation	1,118,099,155	Total	5,656,343.26
		State Equalization Ratio	95.54		

0906
Population 1980 223,532
Population 1990 228,537
S & P Rating BBB
Moody Rating AAA

General Tax Rate Per \$100. 3.67
State Equalized Tax Rate 2.89

JERSEY CITY CITY - HUDSON COUNTY
Form of Government
Mayor-Council Plan C (OMCL 50)
Number of Members - 9

PER CAPITA:
Gross Debt 2,497.12
Net Debt 1,209.59
Debt Service 146.02
Total Tax Levy 968.51
Municipal Expenditures 1,116.39

PER CENT:
Gross Debt 7.30
Net Debt 3.53
Tax Levy Collected 80.06
Tax Levy Cancelled, Abated or Adjusted .69

EXPENDITURES		REVENUES-REALIZED		1991 PROPERTY TAX	
GENERAL GOVERNMENT				STATE EQUALIZED TAX RATE	
Governing Body & Public Boards	1,063,790.00	1991 Property Taxes Collected	39,956,093.00	Local District School Taxes	1.00 76,256,411.00
Municipal Clerk	486,710.00	1991 Payments in Lieu of Taxes	19,304,625.00	Regional & Consolidated School Tax	
Financial Administration	4,032,486.00	Delinquent Tax & Lien Collections	25,000,000.00	School Taxes in Municipal Budget	.04 3,094,113.00
Assessment of Taxes	907,310.00	Business Personalty Replacement Taxes	6,978,225.00	County Taxes	.51 39,348,064.78
Collection of Taxes	823,462.00	Taxes from Public Utilities	30,447,859.00	County Library Taxes	
Planning, Housing & Development	3,156,926.00	Other Miscellaneous Tax Revenues	41,900.00	Local Municipal Purpose Taxes	1.34 102,642,489.00
Human Resources	6,094,190.00	State Aid Revenues	56,619,863.00	Veteran & Senior Citizen Taxes	
Elections	65,000.00	Federal Aid Revenues		Total Taxes for Rate Computation	2.89 222,360,727.78
General Administration (other)	18,807,439.00	State and Local Fiscal Assistance Act Utilized		Special District Taxes	
JUDICIARY		Sale of Acquired Property		Bank Corp. Taxes	
Municipal Courts	2,489,052.00	Other Miscellaneous Revenues	17,138,115.00	Added and Omitted Taxes	
PUBLIC SAFETY		Total	245,486,680.00	Total Taxes Levied - ABSTRACT	221,341,077.78
Fire Protection	31,186,174.00	Prior Years Surplus Appropriated		Total Taxes Billed	112,364,100.00
Police Protection	43,820,810.00	REVENUES TOTAL	245,486,680.00	1991 TAXES COLLECTED	89,956,093.00
Civil Defense & Disaster Control	41,570.00	Reserve For Uncollected Taxes	34,308,346.00	1991 Taxes Cancelled, Abated or Adjusted	772,533.00
Environmental Inspection & Control	3,868,129.00	CAPITAL OUTLAY TOTAL	25,345,150.00	Transfer to Tax Title Liens or Foreclosed	5,110,549.00
Other Public Safety	155,260.00			Balance Outstanding Dec. 31, 1991	16,524,925.00
PUBLIC WORKS				PRIOR YEARS TAXES OUTSTANDING	
Streets and Drainage	4,864,184.00	Public Enterprises		Balance January 1, 1991	24,013,874.00
Sewers and Sewage Processing	60,000.00	Recreation-Culture	117,456.00	Collected in 1991	7,290,463.00
Garbage and Trash Disposal	18,751,474.00	Public Works	2,288,856.00	Cancelled, Abated or Adjusted 1991	888,448.00
Public Buildings and Grounds	2,940,874.00	Buildings and Grounds	4,054,153.00	Transfers to Tax Title Liens or Foreclosed	240,610.00
Other Public Works	1,886,451.00	Library and Education	18,884,685.00	Balance December 31, 1991	15,594,353.00
HEALTH and WELFARE		Conservation		TAX TITLE UENS OUTSTANDING	
Health Services Except Environmental	5,549,984.00	All Other		Balance January 1, 1991	26,887,527.00
Welfare-Public Assistance	2,956,141.00	CAPITAL DEBT AUTHORIZED, DECEMBER 31, 1991		Transfer From Taxes	5,351,159.00
Hospital, Clinics, First Aid	833,334.00	ISSUED AND UNISSUED		Redeemed in 1991	1,885,065.00
Animal, Insect, & Rodent Control	100,000.00	School	105,920,065	Cancelled, Abated or Adjusted (1991)	726,839.00
Other Welfare Services		Self-Liquidating	84,870,572	Transfers to Foreclosed Property	
RECREATION and CONSERVATION		Other	379,894,512	Balance December 31, 1991	29,626,782.00
Beaches and Boardwalks		Total	570,685,149	PROPERTY ACQUIRED BY DEED OR FORECLOSURE	
Parks, Playgrounds, Shade Trees	640,362.00	ISSUED AND OUTSTANDING		Balance January 1, 1991	11,485,527.00
Land Reclamation & Conservation	5,000.00	School	84,796,000.00	Transfers From Taxes or Liens	
Other Recreational Services	1,233,787.00	Self-Liquidating	70,522,172.00	Sale for Cash (1991)	
EDUCATION (excluding schools)		Other	181,374,714.00	Cancelled, Abated or Adjusted (1991)	
Libraries	4,000,000.00	Total	336,692,886.00	Balance December 31, 1991	11,485,527.00
Other Educational Services	334,785.00	EQUALIZED VALUATION BASIS		CURRENT FINANCES DECEMBER 31, 1991	
STATUTORY EXPENDITURES		FOR NET DEBT COMPUTATION	7,822,878,244	ASSETS	
Pensions & F. I. C. A.	3,523,123.00	REAL PROPERTY VALUATIONS		Cash Dec. 31, 1991	126,121,555.00
Employee Fringe Benefits	22,422,000.00	Code Class # of Parcels % VAL'N		Taxes Receivable	32,119,277.00
Other Statutory Expenditures	100.00	1 Vacant Land 5116 8.03	478,290,288.00	Tax Title Liens	29,626,782.00
CETA And Other Public Employment Programs		2 Residential 30009 48.29	2,876,341,077.00	Foreclosed Property	11,485,527.00
MUNICIPAL FUNCTIONS TOTAL	187,109,907.00	3 Farm		Emergencies & Other Deferred Charges	11,300,978.00
CAPITAL IMPROVEMENTS *MEMO*	100,000.00	4a Commercial 3615 19.64	1,169,723,788.00	State and Federal Aid Receivable	4,506,674.00
DEBT SERVICE		4b Industrial 938 15.05	896,389,500.00	Other Receivables	3,929,083.00
Principal Payments	10,972,683.00	4c Apartments 1841 9.00	535,988,350.00	Total	219,089,876.00
Interest Payments	22,398,021.00	Total 41519	5,956,733,003.00	LIABILITIES, RESERVES, AND SURPLUS	
TYPE I SCHL DEBT *MEMO	10,665,524.00	Land Area 14.55 Sq. Miles		Cash Liabilities	139,547,183.00
DEFERRED CHARGES	347,950.00	Net Valuation Taxable-Municipal	6,017,162,779	Reserves for Receivables	77,150,602.00
SCHOOL COUNTY, SPECIAL DISTRICT TAXES	118,698,588.78	Net Valuation Taxable-County	7,811,660,548	Surplus Dec. 31, 1991	2,392,091.00
RESERVE FOR UNCOLLECTED TAXES	34,308,346.00	State Equalized Valuation	7,628,650,274	Total	219,089,876.00
EXPENDITURES TOTAL	373,835,495.78	State Equalization Ratio	78.74		

1321
Population 1980 10,613
Population 1990 11,069
S & P Rating A
Moody Rating BAA

General Tax Rate Per \$100. 2.88
State Equalized Tax Rate 3.01

KEANSBURG BOROUGH - MONMOUTH CO.
Form of Government
Council-Manager Plan B (OMCL 50)
Number of Members - 5

PER CAPITA:
Gross Debt 585.32
Net Debt 534.28
Debt Service 56.03
Total Tax Levy 939.79
Municipal Expenditures 699.22

PER CENT:
Gross Debt 1.93
Net Debt 1.76
Tax Levy Collected 83.83
Tax Levy Cancelled, Abated or Adjusted .72

EXPENDITURES		REVENUES-REALIZED		1991 PROPERTY TAX	
GENERAL GOVERNMENT		STATE EQUALIZED TAX RATE		Local District School Taxes 1.63	
Governing Body & Public Boards	14,000.00	1991 Property Taxes Collected	4,027,000.22	Regional & Consolidated School Tax	5,642,971.50
Municipal Clerk	80,979.00	1991 Payments in Lieu of Taxes		School Taxes in Municipal Budget	
Financial Administration	166,699.28	Delinquent Tax & Lien Collections	800,000.00	County Taxes	* 1,375,968.43
Assessment of Taxes	43,553.00	Business Personalty Replacement Taxes		County Library Taxes	50,919.61
Collection of Taxes	120,768.00	Taxes from Public Utilities	323,000.00	Local Municipal Purpose Taxes	3,332,694.00
Planning, Housing & Development	32,915.00	Other Miscellaneous Tax Revenues		Veteran & Senior Citizen Taxes	80,700.00
Human Resources	328,181.00	State Aid Revenues	993,497.42	Total Taxes for Rate Computation	10,483,253.54
Elections	110,000.00	Federal Aid Revenues		Special District Taxes	
General Administration (other)	473,612.86	State and Local Fiscal Assistance Act Utilized		Bank Corp. Taxes	
JUDICIARY		Sale of Acquired Property		Added and Omitted Taxes	
Municipal Courts	76,290.00	Other Miscellaneous Revenues	1,479,993.18	Total Taxes Levied - ABSTRACT	10,402,553.54
PUBLIC SAFETY		Total	7,623,490.82	Total Taxes Billed	4,804,028.46
Fire Protection	116,922.00	Prior Years Surplus Appropriated	317,000.00	1991 TAXES COLLECTED	4,027,000.22
Police Protection	1,249,050.76	REVENUES TOTAL	7,940,490.82	1991 Taxes Cancelled, Abated or Adjusted	34,767.86
Civil Defense & Disaster Control	2,000.00	Reserve For Uncollected Taxes	1,490,000.78	Transfer to Tax Title Liens or Foreclosed	
Environmental Inspection & Control	105,347.00	CAPITAL OUTLAY TOTAL	138,300.98	Balance Outstanding Dec. 31, 1991	742,260.38
Other Public Safety				PRIOR YEARS TAXES OUTSTANDING	
PUBLIC WORKS				Balance January 1, 1991	946,269.43
Streets and Drainage	673,521.00	Public Enterprises		Collected in 1991	557,444.45
Sewers and Sewage Processing		Recreation--Culture		Cancelled, Abated or Adjusted 1991	15,090.24
Garbage and Trash Disposal	640,000.00	Public Works	52.93	Transfers to Tax Title Liens or Foreclosed	12,087.39
Public Buildings and Grounds	242,500.00	Buildings and Grounds	138,248.05	Balance December 31, 1991	361,647.35
Other Public Works		Library and Education		TAX TITLE LIENS OUTSTANDING	
HEALTH and WELFARE		Conservation		Balance January 1, 1991	389,046.35
Health Services Except Environmental	64,935.00	All Other		Transfer From Taxes	12,087.39
Welfare-Public Assistance	20,000.00	CAPITAL DEBT AUTHORIZED, DECEMBER 31, 1991		Redeemed in 1991	45,936.52
Hospital, Clinics, First Aid		ISSUED AND UNISSUED		Cancelled, Abated or Adjusted (1991)	
Animal, Insect, & Rodent Control	13,500.00	School		Transfers to Foreclosed Property	
Other Welfare Services	30,000.00	Self-Liquidating	185,000	Balance December 31, 1991	355,197.22
RECREATION and CONSERVATION		Other	6,293,946	PROPERTY ACQUIRED BY DEED OR	
Beaches and Boardwalks		Total	6,478,946	FORECLOSURE	
Parks, Playgrounds, Shade Trees				Balance January 1, 1991	548,100.00
Land Reclamation & Conservation	11,877.56	ISSUED AND OUTSTANDING		Transfers From Taxes or Liens	
Other Recreational Services	30,700.00	School		Sale for Cash (1991)	
EDUCATION (excluding schools)		Self-Liquidating	185,000.00	Cancelled, Abated or Adjusted (1991)	
Libraries	14,658.00	Other	5,465,000.00	Balance December 31, 1991	548,100.00
Other Educational Services		Total	5,650,000.00	CURRENT FINANCES DECEMBER 31, 1991	
STATUTORY EXPENDITURES		EQUALIZED VALUATION BASIS		ASSETS	
Pensions & F. I. C. A.	107,000.04	FOR NET DEBT COMPUTATION	335,366,550	Cash Dec. 31, 1991	1,157,151.25
Employee Fringe Benefits	740,000.00	REAL PROPERTY VALUATIONS		Taxes Receivable	1,103,907.73
Other Statutory Expenditures		Code Class # of Parcels % VAL'N	ASSESSED VALUATION	Tax Title Liens	355,197.22
CETA And Other Public Employment Programs		1 Vacant Land 186 1.97	7,088,900.00	Foreclosed Property	548,100.00
MUNICIPAL FUNCTIONS TOTAL	5,514,009.50	2 Residential 2945 84.15	303,261,060.00	Emergencies & Other Deferred Charges	170,736.78
CAPITAL IMPROVEMENTS *ME 10*	9,000.00	3 Farm		State and Federal Aid Receivable	31,353.19
DEBT SERVICE		4a Commercial 130 9.25	33,342,760.00	Other Receivables	4,048,199.65
Principal Payments	225,000.00	4b Industrial 4 .46	1,661,600.00	Total	7,414,645.82
Interest Payments	395,250.91	4c Apartments 55 4.17	15,039,700.00	LIABILITIES, RESERVES, AND SURPLUS	
DEFERRED CHARGES	115,392.57	Total 3320	360,394,020.00	Cash Liabilities	4,009,293.10
SCHOOL COUNTY, SPECIAL DISTRICT TAXES	7,069,859.54	Land Area .95 Sq. Miles		Reserves for Receivables	2,885,404.60
RESERVE FOR UNCOLLECTED TAXES	1,490,000.78	Net Valuation Taxable-Municipal	361,030,106	Surplus Dec. 31, 1991	519,948.12
EXPENDITURES TOTAL	14,809,513.30	Net Valuation Taxable-County	344,171,332	Total	7,414,645.82
		State Equalized Valuation	346,006,493		
		State Equalization Ratio	104.35		

0907
 Population 1980 35,735
 Population 1990 34,874
 S & P Rating
 Moody Rating A

General Tax Rate Per \$100.
 3.39
 State Equalized Tax Rate
 2.09

KEARNY TOWN - HUDSON COUNTY
 Form of Government
 Town Council
 Number of Members - 9

PER CAPITA:
 Gross Debt 1,604.35
 Net Debt 1,195.08
 Debt Service 136.36
 Total Tax Levy 1,227.75
 Municipal Expenditures 1,207.64
 PER CENT:
 Gross Debt 2.59
 Net Debt 1.93
 Tax Levy Collected 95.42
 Tax Levy Cancelled, Abated or Adjusted

EXPENDITURES		REVENUES-REALIZED		1991 PROPERTY TAX	
GENERAL GOVERNMENT				STATE EQUALIZED TAX RATE	
Governing Body & Public Boards		1991 Property Taxes Collected	20,860,338.31	Local District School Taxes	1.17 23,891,236.96
Municipal Clerk		1991 Payments in Lieu of Taxes		Regional & Consolidated School Tax	
Financial Administration	499,400.00	Delinquent Tax & Lien Collections	900,000.00	School Taxes in Municipal Budget	.02 346,981.00
Assessment of Taxes	236,900.00	Business Personalty Replacement Taxes	2,268,536.00	County Taxes	.56 11,463,452.44
Collection of Taxes	276,052.00	Taxes from Public Utilities	14,714,835.00	County Library Taxes	
Planning, Housing & Development	63,600.00	Other Miscellaneous Tax Revenues		Local Municipal Purpose Taxes	.35 7,114,809.00
Human Resources	249,061.00	State Aid Revenues	2,185,407.00	Veteran & Senior Citizen Taxes	
Elections	22,130.00	Federal Aid Revenues		Total Taxes for Rate Computation	2.10 43,067,929.40
General Administration (other)	4,917,511.00	State and Local Fiscal Assistance Act Utilized		Special District Taxes	
JUDICIARY		Sale of Acquired Property		Bank Corp. Taxes	
Municipal Courts	183,850.00	Other Miscellaneous Revenues	10,180,176.96	Added and Omitted Taxes	
PUBLIC SAFETY		Total	51,109,293.27	Total Taxes Levied - ABSTRACT	42,816,479.40
Fire Protection	7,098,351.00	Prior Years Surplus Appropriated	300,000.00	Total Taxes Billed	21,861,349.59
Police Protection	7,748,914.00	REVENUES TOTAL	51,409,293.27	1991 TAXES COLLECTED	20,860,338.31
Civil Defense & Disaster Control	5,400.00	Reserve For Uncollected Taxes	1,988,640.00	1991 Taxes Cancelled, Abated or Adjusted	50.00
Environmental Inspection & Control	324,235.00			Transfer to Tax Title Liens or Foreclosed	
Other Public Safety		CAPITAL OUTLAY TOTAL	21,161,300.55	Balance Outstanding Dec. 31, 1991	1,000,961.28
PUBLIC WORKS				PRIOR YEARS TAXES OUTSTANDING	
Streets and Drainage	2,769,634.00	Public Enterprises		Balance January 1, 1991	1,247,723.25
Sewers and Sewage Processing	2,925,976.00	Recreation-Culture		Collected in 1991	168,072.07
Garbage and Trash Disposal	736,000.00	Public Works	930.00	Cancelled, Abated or Adjusted 1991	924,344.74
Public Buildings and Grounds	298,600.00	Buildings and Grounds	21,160,370.55	Transfers to Tax Title Liens or Foreclosed	
Other Public Works	47,562.00	Library and Education		Balance December 31, 1991	155,306.44
HEALTH and WELFARE		Conservation		TAX TITLE LIENS OUTSTANDING	
Health Services Except Environmental	738,520.00	All Other		Balance January 1, 1991	201,043.29
Welfare-Public Assistance	96,125.00	CAPITAL DEBT AUTHORIZED, DECEMBER 31, 1991		Transfer From Taxes	
Hospital, Clinics, First Aid		ISSUED AND UNISSUED		Redeemed in 1991	34,503.16
Animal, Insect, & Rodent Control		School	5,778,000.00	Cancelled, Abated or Adjusted (1991)	
Other Welfare Services		Self-Liquidating	2,660,424.00	Transfers to Foreclosed Property	
RECREATION and CONSERVATION		Other	47,511.695	Balance December 31, 1991	166,540.12
Beaches and Boardwalks		Total	55,950,119	PROPERTY ACQUIRED BY DEED OR	
Parks, Playgrounds, Shade Trees	419,000.00			FORECLOSURE	
Land Reclamation & Conservation	83,572.00	ISSUED AND OUTSTANDING		Balance January 1, 1991	485,182.00
Other Recreational Services	588,053.00	School	5,778,000.00	Transfers From Taxes or Liens	
EDUCATION (excluding schools)		Self-Liquidating	1,883,000.00	Sale for Cash (1991)	
Libraries	661,888.00	Other	44,276,000.00	Cancelled, Abated or Adjusted (1991)	
Other Educational Services	139,050.00	Total	51,937,000.00	Balance December 31, 1991	485,182.00
STATUTORY EXPENDITURES		EQUALIZED VALUATION BASIS		CURRENT FINANCES DECEMBER 31, 1991	
Pensions & F. I. C. A.	2,238,732.00	FOR NET DEBT COMPUTATION	2,156,701.615	ASSETS	
Employee Fringe Benefits	42,000.00	REAL PROPERTY VALUATIONS		Cash Dec. 31, 1991	2,136,459.70
Other Statutory Expenditures		Code Class # of Parcels % VAL'N		Taxes Receivable	1,156,267.72
CETA And Other Public Employment Programs		1 Vacant Land 221 1.87	20,398,500.00	Tax Title Liens	166,540.12
MUNICIPAL FUNCTIONS TOTAL	33,410,116.00	2 Residential 6885 57.72	630,310,900.00	Foreclosed Property	485,182.00
CAPITAL IMPROVEMENTS *MEMO*	100,000.00	3 Farm		Emergencies & Other Deferred Charges	1,643,310.89
DEBT SERVICE		4a Commercial 555 11.29	123,248,500.00	State and Federal Aid Receivable	1,310,037.13
Principal Payments	1,765,000.00	4b Industrial 215 26.24	286,566,900.00	Other Receivables	22,626,963.12
Interest Payments	2,990,449.00	4c Apartments 134 2.88	31,409,000.00	Total	29,524,760.68
TYPE I SCHL DEBT *MEMO*	384,543.00	Total 8010	1,091,933,800.00	LIABILITIES, RESERVES, AND SURPLUS	
DEFERRED CHARGES	1,961,036.00	Land Area 9.30 Sq. Miles		Cash Liabilities	25,491,764.44
SCHOOL, COUNTY, SPECIAL DISTRICT TAXES	35,701,670.40	Net Valuation Taxable-Municipal	1,098,944,160	Reserves for Receivables	3,594,952.96
RESERVE FOR UNCOLLECTED TAXES	1,988,640.00	Net Valuation Taxable-County	2,283,135,671	Surplus Dec. 31, 1991	438,043.28
EXPENDITURES TOTAL	77,816,911.40	State Equalized Valuation	2,038,668,537	Total	29,524,760.68
		State Equalization Ratio	53.77		

2008
 Population 1980 8,221
 Population 1990 7,574
 S & P Rating
 Moody Rating AAA
 General Tax Rate Per \$100. 1.79
 State Equalized Tax Rate 1.80

KENILWORTH BOROUGH - UNION COUNTY
 Form of Government
 Borough Council
 Number of Members - 6

PER CAPITA:
 Gross Debt 617.47
 Net Debt 571.44
 Debt Service 28.35
 Total Tax Levy 1,797.91
 Municipal Expenditures 762.68
 PER CENT:
 Gross Debt .61
 Net Debt .56
 Tax Levy Collected 96.62
 Tax Levy Cancelled, Abated or Adjusted .52

EXPENDITURES		REVENUES-REALIZED		1991 PROPERTY TAX	
GENERAL GOVERNMENT				STATE EQUALIZED TAX RATE	
Governing Body & Public Boards		1991 Property Taxes Collected	13,230,023.14	Local District School Taxes .49	3,697,436.25
Municipal Clerk		1991 Payments in Lieu of Taxes		Regional & Consolidated School Tax .56	4,240,655.56
Financial Administration	1,750.00	Delinquent Tax & Lien Collections	330,717.37	School Taxes in Municipal Budget	
Assessment of Taxes	11,251.00	Business Personality Replacement Taxes	451,695.40	County Taxes .42	3,198,904.25
Collection of Taxes	84,950.00	Taxes from Public Utilities	697,902.00	County Library Taxes	
Planning, Housing & Development	15,450.00	Other Miscellaneous Tax Revenues		Local Municipal Purpose Taxes .32	2,461,771.00
Human Resources	160,899.00	State Aid Revenues	334,831.06	Veteran & Senior Citizen Taxes	130,150.00
Elections		Federal Aid Revenues		Total Taxes for Rate Computation 1.79	13,728,917.06
General Administration (other)	509,010.00	State and Local Fiscal Assistance Act Utilized		Special District Taxes	
JUDICIARY		Sale of Acquired Property		Bank Corp. Taxes	
Municipal Courts	58,682.54	Other Miscellaneous Revenues	643,186.22	Added and Omitted Taxes	18,615.14
PUBLIC SAFETY		Total	15,688,355.19	Total Taxes Levied - ABSTRACT	13,617,382.20
Fire Protection	184,680.30	Prior Years Surplus Appropriated	1,492,549.00	Total Taxes Billed	13,693,124.79
Police Protection	1,094,999.97	REVENUES TOTAL	17,180,904.19	1991 TAXES COLLECTED	13,230,023.14
Civil Defense & Disaster Control	3,390.00	Reserve For Uncollected Taxes	613,346.84	1991 Taxes Cancelled, Abated or Adjusted	71,001.36
Environmental Inspection & Control	56,510.00	CAPITAL OUTLAY TOTAL	555,999.85	Transfer to Tax Title Liens or Foreclosed	16,645.21
Other Public Safety				Balance Outstanding Dec. 31, 1991	375,455.08
PUBLIC WORKS				PRIOR YEARS TAXES OUTSTANDING	
Streets and Drainage	452,530.00	Public Enterprises		Balance January 1, 1991	539,554.33
Sewers and Sewage Processing	463,578.00	Recreation-Culture		Collected in 1991	281,282.29
Garbage and Trash Disposal	665,500.00	Public Works	370,466.01	Cancelled, Abated or Adjusted 1991	19,447.47
Public Buildings and Grounds	60,650.00	Buildings and Grounds	185,533.94	Transfers to Tax Title Liens or Foreclosed	
Other Public Works	39,650.00	Library and Education		Balance December 31, 1991	238,824.58
HEALTH and WELFARE		Conservation		TAX TITLE LIENS OUTSTANDING	
Health Services Except Environmental	95,390.00	All Other		Balance January 1, 1991	125,971.06
Welfare-Public Assistance	4,680.00	CAPITAL DEBT AUTHORIZED, DECEMBER 31, 1991		Transfer From Taxes	16,645.21
Hospital, Clinics, First Aid		ISSUED AND UNISSUED		Redeemed in 1991	49,435.09
Animal, Insect, & Rodent Control	7,987.00	School	348,622.60	Cancelled, Abated or Adjusted (1991)	
Other Welfare Services		Self-Liquidating		Transfers to Foreclosed Property	
RECREATION and CONSERVATION		Other	4,328,078.84	Balance December 31, 1991	93,181.18
Beaches and Boardwalks		Total	4,676,700.60	PROPERTY ACQUIRED BY DEED OR FORECLOSURE	
Parks, Playgrounds, Shade Trees	40,400.00	ISSUED AND OUTSTANDING		Balance January 1, 1991	22,150.00
Land Reclamation & Conservation		School	348,622.60	Transfers From Taxes or Liens	
Other Recreational Services	15,410.00	Self-Liquidating		Sale for Cash (1991)	
EDUCATION (excluding schools)		Other	3,721,000.00	Cancelled, Abated or Adjusted (1991)	
Libraries	197,486.25	Total	4,069,622.60	Balance December 31, 1991	22,150.00
Other Educational Services		EQUALIZED VALUATION BASIS		CURRENT FINANCES DECEMBER 31, 1991	
STATUTORY EXPENDITURES		FOR NET DEBT COMPUTATION	767,619,449	ASSETS	
Pensions & F. L. C. A.	323,240.00	REAL PROPERTY VALUATIONS		Cash Dec. 31, 1991	5,387,601.74
Employee Fringe Benefits	362,500.00	Code Class # of Parcels % VAL'N		Taxes Receivable	614,279.66
Other Statutory Expenditures	9,000.00	1 Vacant Land 144 1.26	9,602,500.00	Tax Title Liens	93,181.18
CETA And Other Public Employment Programs		2 Residential 2445 53.44	407,755,000.00	Foreclosed Property	22,150.00
MUNICIPAL FUNCTIONS TOTAL	4,919,624.06	3 Farm		Emergencies & Other Deferred Charges	28,000.00
CAPITAL IMPROVEMENTS *MEMO*	45,000.00	4a Commercial 173 10.13	77,261,200.00	State and Federal Aid Receivable	
DEBT SERVICE		4b Industrial 154 35.18	268,449,800.00	Other Receivables	84,245.65
Principal Payments		4c Apartments		Total	6,229,458.23
Interest Payments	214,730.07	Total 2916	763,068,500.00	LIABILITIES, RESERVES, AND SURPLUS	
DEFERRED CHARGES	23,840.00	Land Area 2.00 Sq. Miles		Cash Liabilities	2,965,592.76
SCHOOL, COUNTY, SPECIAL DISTRICT TAXES	11,135,995.06	Net Valuation Taxable-Municipal	763,933,008	Reserves for Receivables	813,856.49
RESERVE FOR UNCOLLECTED TAXES	613,346.84	Net Valuation Taxable-County	812,480,684	Surplus Dec. 31, 1991	2,450,008.98
EXPENDITURES TOTAL	16,913,537.03	State Equalized Valuation	760,746,525	Total	6,229,458.23
		State Equalization Ratio	100.42		

1322
Population 1980 7,413
Population 1990 7,586
S & P Rating
Moody Rating A

General Tax Rate Per \$100.
State Equalized Tax Rate
2.25
2.29

KEYPORT BOROUGH - MONMOUTH CO.
Form of Government
Borough Council
Number of Members - 6

PER CAPITA:
Gross Debt 593.28
Net Debt 593.28
Debt Service 41.99
Total Tax Levy 990.22
Municipal Expenditures 551.19
PER CENT:
Gross Debt 1.45
Net Debt 1.45
Tax Levy Collected 91.59
Tax Levy Cancelled, Abated or Adjusted .34

EXPENDITURES		REVENUES-REALIZED		1991 PROPERTY TAX	
GENERAL GOVERNMENT		1991 PROPERTY TAXES COLLECTED		STATE EQUALIZED TAX RATE	
Governing Body & Public Boards	20.68	1991 Payments in Lieu of Taxes	6,881,133.60	Local District School Taxes	1.24
Municipal Clerk		Delinquent Tax & Lien Collections	361,072.28	Regional & Consolidated School Tax	
Financial Administration	67,768.00	Business Personalty Replacement Taxes	100,634.64	School Taxes in Municipal Budget	
Assessment of Taxes	24,902.67	Taxes from Public Utilities	380,573.00	County Taxes	.39 *
Collection of Taxes	65,571.83	Other Miscellaneous Tax Revenues		County Library Taxes	
Planning, Housing & Development	48,561.09	State Aid Revenues	625,807.98	Local Municipal Purpose Taxes	.66
Human Resources	68,251.55	Federal Aid Revenues		Veteran & Senior Citizen Taxes	
Elections	2,310.89	State and Local Fiscal Assistance Act Utilized		Total Taxes for Rate Computation	2.29
General Administration (other)	309,979.96	Sale of Acquired Property		Special District Taxes	
JUDICIARY		Other Miscellaneous Revenues	312,659.15	Bank Corp. Taxes	
Municipal Courts	55,296.19	Total	8,661,880.65	Added and Omitted Taxes	
PUBLIC SAFETY		Prior Years Surplus Appropriated	374,350.00	Total Taxes Levied - ABSTRACT	50,817.84
Fire Protection	85,814.00	REVENUES	9,036,230.65	Total Taxes Billed	7,511,782.44
Police Protection	1,025,832.57	Reserve For Uncollected Taxes	543,000.00	1991 TAXES COLLECTED	6,881,133.60
Civil Defense & Disaster Control	4,742.22	CAPITAL OUTLAY	433,449.41	1991 Taxes Cancelled, Abated or Adjusted	25,779.58
Environmental Inspection & Control	65,778.23	TOTAL		Transfer to Tax Title Liens or Foreclosed	96,470.19
Other Public Safety				Balance Outstanding Dec. 31, 1991	509,634.69
PUBLIC WORKS				PRIOR YEARS TAXES OUTSTANDING	
Streets and Drainage	252,896.70	Public Enterprises		Balance January 1, 1991	365,883.70
Sewers and Sewage Processing	44,690.19	Recreation-Culture		Collected in 1991	300,944.64
Garbage and Trash Disposal	384,935.79	Public Works	58,877.70	Cancelled, Abated or Adjusted 1991	
Public Buildings and Grounds	31,587.38	Buildings and Grounds	248,759.23	Transfers to Tax Title Liens or Foreclosed	50,725.83
Other Public Works	48,881.85	Library and Education	125,812.48	Balance December 31, 1991	14,213.23
HEALTH and WELFARE		Conservation		TAX TITLE LIENS OUTSTANDING	
Health Services Except Environmental	83,359.96	All Other		Balance January 1, 1991	170,827.30
Welfare-Public Assistance	29,789.00	CAPITAL DEBT AUTHORIZED, DECEMBER 31, 1991		Transfer From Taxes	156,176.82
Hospital, Clinics, First Aid		ISSUED AND UNISSUED		Redeemed in 1991	60,127.64
Animal, Insect, & Rodent Control	3,228.00	School	1,880,617	Cancelled, Abated or Adjusted (1991)	1,463.87
Other Welfare Services		Self-Liquidating		Transfers to Foreclosed Property	
RECREATION and CONSERVATION		Other	2,620,016	Balance December 31, 1991	265,412.61
Beaches and Boardwalks		Total	4,500,633	PROPERTY ACQUIRED BY DEED OR FORECLOSURE	
Parks, Playgrounds, Shade Trees	2,526.39	ISSUED AND OUTSTANDING		Balance January 1, 1991	117,200.00
Land Reclamation & Conservation	2,773.48	School		Transfers From Taxes or Liens	
Other Recreational Services	14,937.33	Self-Liquidating	1,880,000.00	Sale for Cash (1991)	
EDUCATION (excluding schools)		Other	2,434,203.92	Cancelled, Abated or Adjusted (1991)	
Libraries	59,449.28	Total	4,314,203.92	Balance December 31, 1991	117,200.00
Other Educational Services	2,587.00	EQUALIZED VALUATION BASIS		CURRENT FINANCES DECEMBER 31, 1991	
STATUTORY EXPENDITURES		FOR NET DEBT COMPUTATION	310,072,620	ASSETS	
Pensions & F. I. C. A.	227,135.61	REAL PROPERTY VALUATIONS		Cash Dec. 31, 1991	275,798.54
Employee Fringe Benefits	205,001.82	Code Class # of Parcels % VAL'N		Taxes Receivable	523,847.92
Other Statutory Expenditures	5,000.00	1 Vacant Land 184 2.23	7,187,200.00	Tax Title Liens	265,412.61
CETA And Other Public Employment Programs		2 Residential 1869 70.28	226,250,400.00	Foreclosed Property	117,200.00
MUNICIPAL FUNCTIONS		3 Farm		Emergencies & Other Deferred Charges	97,535.64
CAPITAL IMPROVEMENTS	*MEMO*	4a Commercial 226 19.74	63,536,700.00	State and Federal Aid Receivable	3,597.25
DEBT SERVICE		4b Industrial 6 2.30	9,007,900.00	Other Receivables	29,864.41
Principal Payments	131,950.00	4c Apartments 17 4.95	15,944,200.00	Total	1,313,256.37
Interest Payments	186,591.45	Total 2302	321,926,400.00	LIABILITIES, RESERVES, AND SURPLUS	
DEFERRED CHARGES	96,150.03	Land Area 1.40 Sq. Miles		Cash Liabilities	306,190.12
SCHOOL, COUNTY, SPECIAL DISTRICT TAXES	5,310,266.60	Net Valuation Taxable-Municipal	332,243,999	Reserves for Receivables	936,324.94
RESERVE FOR UNCOLLECTED TAXES	543,000.00	Net Valuation Taxable-County	321,872,335	Surplus Dec. 31, 1991	70,741.31
EXPENDITURES		State Equalized Valuation	320,458,618	Total	1,313,256.37
TOTAL	9,491,567.66	State Equalization Ratio	101.83		

1016

Population 1980 2,772
 Population 1990 3,325
 S & P Rating
 Moody Rating

General Tax Rate Per \$100.

1.25
 State Equalized Tax Rate
 1.35

KINGWOOD TOWNSHIP - HUNTERDON CO.
 Form of Government
 Township Committee
 Number of Members - 3

PER CAPITA:

Gross Debt 248.46
 Net Debt 48.12
 Debt Service
 Total Tax Levy 1,045.67
 Municipal Expenditures 434.86

PER CENT:

Gross Debt .34
 Net Debt .07
 Tax Levy Collected 92.09
 Tax Levy Cancelled, Abated
 or Adjusted .73

EXPENDITURES		REVENUES-REALIZED		1991 PROPERTY TAX	
GENERAL GOVERNMENT		1991 Property Taxes Collected		STATE EQUALIZED TAX RATE	
Governing Body & Public Boards		1991 Payments in Lieu of Taxes	3,219,530.36	Local District School Taxes	.71 1,830,652.50
Municipal Clerk		Delinquent Tax & Lien Collections	319,257.02	Regional & Consolidated School Tax	.31 790,314.29
Financial Administration	52,050.00	Business Personalty Replacement Taxes	53,837.68	School Taxes in Municipal Budget	
Assessment of Taxes	27,978.08	Taxes from Public Utilities	216,689.00	County Taxes	.30 759,961.75
Collection of Taxes	21,730.00	Other Miscellaneous Tax Revenues		County Library Taxes	.02 61,222.96
Planning, Housing & Development	71,125.01	State Aid Revenues	107,358.00	Local Municipal Purpose Taxes	
Human Resources		Federal Aid Revenues		Veteran & Senior Citizen Taxes	20,650.00
Elections	900.00	State and Local Fiscal Assistance Act Utilized		Total Taxes for Rate Computation	1.34 3,462,801.50
General Administration (other)	191,430.00	Sale of Acquired Property		Special District Taxes	
JUDICIARY		Other Miscellaneous Revenues	200,820.45	Bank Corp. Taxes	
Municipal Courts	26,450.02	Prior Years Surplus Appropriated	4,117,492.51	Added and Omitted Taxes	34,687.11
PUBLIC SAFETY		REVENUES TOTAL	4,777,040.04	Total Taxes Levied - ABSTRACT	3,476,838.61
Fire Protection	42,175.30	Reserve For Uncollected Taxes	452,692.08	Total Taxes Billed	3,496,162.15
Police Protection	27,000.00	CAPITAL OUTLAY TOTAL	267,884.77	1991 TAXES COLLECTED	3,219,530.36
Civil Defense & Disaster Control		Public Enterprises		1991 Taxes Cancelled, Abated or Adjusted	25,419.38
Environmental Inspection & Control	13,739.98	Recreation—Culture		Transfer to Tax Title Liens or Foreclosed	60,033.42
Other Public Safety		Public Works	877.50	Balance Outstanding Dec. 31, 1991	191,178.99
PUBLIC WORKS		Buildings and Grounds	267,007.27	PRIOR YEARS TAXES OUTSTANDING	
Streets and Drainage	246,600.00	Library and Education		Balance January 1, 1991	337,981.57
Sewers and Sewage Processing	12,000.00	Conservation		Collected in 1991	273,444.44
Garbage and Trash Disposal		All Other		Cancelled, Abated or Adjusted 1991	1,430.00
Public Buildings and Grounds	79,450.00	CAPITAL DEBT AUTHORIZED, DECEMBER 31, 1991		Transfers to Tax Title Liens or Foreclosed	62,752.25
Other Public Works		ISSUED AND UNISSUED		Balance December 31, 1991	354.88
HEALTH and WELFARE		School	666,125	TAX TITLE LIENS OUTSTANDING	
Health Services Except Environmental	10,810.00	Self-Liquidating		Balance January 1, 1991	107,994.66
Welfare—Public Assistance	15,940.00	Other	160,000	Transfer From Taxes	132,019.57
Hospital, Clinics, First Aid		Total	826,125	Redeemed in 1991	45,812.58
Animal, Insect, & Rodent Control	500.00	ISSUED AND OUTSTANDING		Cancelled, Abated or Adjusted (1991)	
Other Welfare Services		School		Transfers to Foreclosed Property	
RECREATION and CONSERVATION		Self-Liquidating		Balance December 31, 1991	194,201.65
Beaches and Boardwalks		Other		PROPERTY ACQUIRED BY DEED OR	
Parks, Playgrounds, Shade Trees		Total		FORECLOSURE	
Land Reclamation & Conservation	19,560.00	EQUALIZED VALUATION BASIS		Balance January 1, 1991	49,400.00
Other Recreational Services	5,500.00	FOR NET DEBT COMPUTATION	242,467.179	Transfers From Taxes or Liens	
EDUCATION (excluding schools)		REAL PROPERTY VALUATIONS		Sale for Cash (1991)	
Libraries		Code Class # of Parcels % VAL'N ASSESSED VALUATION		Cancelled, Abated or Adjusted (1991)	
Other Educational Services	500.00	1 Vacant Land 234 8.48 23,385,750.00		Balance December 31, 1991	49,400.00
STATUTORY EXPENDITURES		2 Residential 797 57.04 157,382,100.00		CURRENT FINANCES DECEMBER 31, 1991	
Pensions & F. I. C. A.	43,500.00	3 Farm 765 24.92 68,764,450.00		ASSETS	
Employee Fringe Benefits	39,300.00	4a Commercial 43 5.84 16,118,675.00		Cash Dec. 31, 1991	1,362,213.82
Other Statutory Expenditures	100.00	4b Industrial 4 3.13 8,629,700.00		Taxes Receivable	191,533.87
CETA And Other Public Employment Programs		4c Apartments 4 .59 1,639,700.00		Tax Title Liens	194,201.65
MUNICIPAL FUNCTIONS TOTAL	948,338.39	Total 1847 275,920,375.00		Foreclosed Property	49,400.00
CAPITAL IMPROVEMENTS *MEMO*	75,000.00	Land Area 35.60 Sq. Miles		Emergencies & Other Deferred Charges	60,562.74
DEBT SERVICE		Net Valuation Taxable-Municipal	276,917,935	State and Federal Aid Receivable	2,373.00
Principal Payments		Net Valuation Taxable-County	258,871,953	Other Receivables	765.00
Interest Payments		State Equalized Valuation	256,195,835	Total	1,861,050.08
DEFERRED CHARGES	44,890.83	State Equalization Ratio	108.12	LIABILITIES, RESERVES, AND SURPLUS	
SCHOOL, COUNTY, SPECIAL DISTRICT TAXES	3,442,151.50			Cash Liabilities	520,371.87
RESERVE FOR UNCOLLECTED TAXES	452,692.08			Reserves for Receivables	435,900.52
EXPENDITURES TOTAL	4,883,072.80			Surplus Dec. 31, 1991	904,777.69
				Total	1,861,050.09

1415
Population 1980 7,770
Population 1990 8,470
S & P Rating
Moody Rating

General Tax Rate Per \$100.
2.11
State Equalized Tax Rate
1.78

KINNELON BOROUGH - MORRIS COUNTY
Form of Government
Borough Council
Number of Members - 6

PER CAPITA:
Gross Debt 487.91
Net Debt 313.25
Debt Service 53.80
Total Tax Levy 2,026.66
Municipal Expenditures 741.13
PER CENT:
Gross Debt .42
Net Debt .27
Tax Levy Collected 97.45
Tax Levy Cancelled, Abated or Adjusted .08

EXPENDITURES		REVENUES-REALIZED		1991 PROPERTY TAX	
GENERAL GOVERNMENT		1991 Property Taxes Collected		STATE EQUALIZED TAX RATE	
Governing Body & Public Boards		1991 Payments in Lieu of Taxes		Local District School Taxes	1.14
Municipal Clerk		Delinquent Tax & Lien Collections		Regional & Consolidated School Tax	
Financial Administration	37,222.00	Business Personalty Replacement Taxes		School Taxes in Municipal Budget	
Assessment of Taxes	59,392.00	Taxes from Public Utilities		County Taxes	.28
Collection of Taxes	60,180.00	Other Miscellaneous Tax Revenues		County Library Taxes	
Planning, Housing & Development	78,657.00	State Aid Revenues		Local Municipal Purpose Taxes	.35
Human Resources	65,852.64	Federal Aid Revenues		Veteran & Senior Citizen Taxes	
Elections		State and Local Fiscal Assistance Act Utilized		Total Taxes for Rate Computation	1.77
General Administration (other)	554,405.00	Sole of Acquired Property		Special District Taxes	
JUDICIARY		Other Miscellaneous Revenues		Bank Corp. Taxes	
Municipal Courts	51,411.34	Total	530,486.28	Added and Omitted Taxes	
PUBLIC SAFETY		Prior Years Surplus Appropriated	1,500,000.00	Total Taxes Levied - ABSTRACT	51,855.47
Fire Protection	104,842.90	REVENUES	20,163,832.95	Total Taxes Billed	17,165,786.54
Police Protection	785,068.04	Reserve For Uncollected Taxes	1,064,740.75	1991 TAXES COLLECTED	17,217,792.51
Civil Defense & Disaster Control	3,300.00	CAPITAL OUTLAY	676,800.34	1991 Taxes Cancelled, Abated or Adjusted	16,778,599.84
Environmental Inspection & Control	73,120.00	TOTAL		Transfer to Tax Title Liens or Foreclosed	13,961.87
Other Public Safety				Balance Outstanding Dec. 31, 1991	21,144.31
PUBLIC WORKS					404,086.49
Streets and Drainage	175,000.00	Public Enterprises		PRIOR YEARS TAXES OUTSTANDING	
Sewers and Sewage Processing	29,000.00	Recreation—Culture		Balance January 1, 1991	490,919.33
Garbage and Trash Disposal	825,000.00	Public Works	127,222.31	Collected in 1991	480,774.43
Public Buildings and Grounds	207,614.00	Buildings and Grounds	549,578.03	Cancelled, Abated or Adjusted 1991	8,370.92
Other Public Works	431,553.18	Library and Education		Transfers to Tax Title Liens or Foreclosed	1,015.04
HEALTH and WELFARE		Conservation		Balance December 31, 1991	758.94
Health Services Except Environmental	159,840.00	All Other		TAX TITLE LIENS OUTSTANDING	
Welfare-Public Assistance	4,055.00	CAPITAL DEBT AUTHORIZED, DECEMBER 31, 1991		Balance January 1, 1991	89,768.06
Hospital, Clinics, First Aid	250.00	ISSUED AND UNISSUED		Transfer From Taxes	22,292.83
Animal, Insect, & Rodent Control	1,000.00	SCHOOL	1,479,400	Redeemed in 1991	
Other Welfare Services		Self-Liquidating		Cancelled, Abated or Adjusted (1991)	
RECREATION and CONSERVATION		Other	2,653,210	Transfers to Foreclosed Property	
Beaches and Boardwalks		Total	4,132,610	Balance December 31, 1991	112,060.89
Parks, Playgrounds, Shade Trees		ISSUED AND OUTSTANDING		PROPERTY ACQUIRED BY DEED OR FORECLOSURE	
Land Reclamation & Conservation	62,031.00	School	73,000.00	Balance January 1, 1991	17,150.00
Other Recreational Services	89,175.00	Self-Liquidating		Transfers From Taxes or Liens	
EDUCATION (excluding schools)		Other	1,796,210.00	Sale for Cash (1991)	
Libraries	314,822.00	Total	1,869,210.00	Cancelled, Abated or Adjusted (1991)	
Other Educational Services	14,755.82	EQUALIZED VALUATION BASIS		Balance December 31, 1991	17,150.00
STATUTORY EXPENDITURES		FOR NET DEBT COMPUTATION	972,719,443	CURRENT FINANCES DECEMBER 31, 1991	
Pensions & F. I. C. A.	302,374.46	REAL PROPERTY VALUATIONS		ASSETS	
Employee Fringe Benefits	250,000.00	Code Class # of Parcels % VAL'N		Cash Dec. 31, 1991	2,359,414.53
Other Statutory Expenditures	17,000.00	1 Vacant Land 539 6.19	50,221,000.00	Taxes Receivable	404,845.43
CETA And Other Public Employment Programs		2 Residential 2876 89.41	725,278,600.00	Tax Title Liens	112,060.89
MUNICIPAL FUNCTIONS	4,756,921.38	3 Farm 10 .21	1,702,100.00	Foreclosed Property	17,150.00
CAPITAL IMPROVEMENTS	50,000.00	4a Commercial 108 4.17	33,855,000.00	Emergencies & Other Deferred Charges	
DEBT SERVICE		4b Industrial 1 .01	113,500.00	State and Federal Aid Receivable	110,117.24
Principal Payments	356,606.00	4c Apartments		Other Receivables	95,450.15
Interest Payments	99,070.35	Total	811,170,200.00	Total	3,099,038.24
DEFERRED CHARGES		Land Area 19.05 Sq. Miles		LIABILITIES, RESERVES, AND SURPLUS	
SCHOOL, COUNTY, SPECIAL DISTRICT TAXES	13,737,351.92	Net Valuation Taxable-Municipal	813,347,395	Cash Liabilities	964,016.46
RESERVE FOR UNCOLLECTED TAXES	1,064,740.75	Net Valuation Taxable-County	1,006,790,952	Reserves for Receivables	561,902.57
EXPENDITURES	20,015,210.40	State Equalized Valuation	964,647,769	Surplus Dec. 31, 1991	1,573,119.21
		State Equalization Ratio	84.28	Total	3,099,038.24

2113
 Population 1980 2,074
 Population 1990 2,543
 S & P Rating
 Moody Rating

General Tax Rate Per \$100. 1.78
 State Equalized Tax Rate 1.77

KNOWLTON TOWNSHIP - WARREN CO.
 Form of Government
 Township Committee
 Number of Members - 3

PER CAPITA:
 Gross Debt 1,692.17
 Net Debt 111.70
 Debt Service 6.88
 Total Tax Levy 1,229.93
 Municipal Expenditures 489.03
 PER CENT:
 Gross Debt 2.50
 Net Debt .17
 Tax Levy Collected 86.97
 Tax Levy Cancelled, Abated or Adjusted .17

EXPENDITURES		REVENUES-REALIZED		1991 PROPERTY TAX	
GENERAL GOVERNMENT				STATE EQUALIZED TAX RATE	
Governing Body & Public Boards		1991 Property Taxes Collected	2,723,255.84	Local District School Taxes .62	1,078,760.00
Municipal Clerk		1991 Payments in Lieu of Taxes		Regional & Consolidated School Tax .50	865,113.16
Financial Administration	28,133.34	Delinquent Tax & Lien Collections	377,260.61	School Taxes in Municipal Budget	
Assessment of Taxes	15,982.00	Business Personalty Replacement Taxes	35,545.68	County Taxes .60	1,036,346.91
Collection of Taxes	19,950.00	Taxes from Public Utilities	204,738.00	County Library Taxes .05	82,624.72
Planning, Housing & Development	51,096.05	Other Miscellaneous Tax Revenues		Local Municipal Purpose Taxes	
Human Resources	7,409.00	State Aid Revenues	195,182.00	Veteran & Senior Citizen Taxes	20,800.00
Elections		Federal Aid Revenues		Total Taxes for Rate Computation 1.77	3,083,644.79
General Administration (other)	174,783.06	State and Local Fiscal Assistance Act Utilized		Special District Taxes	
JUDICIARY		Sale of Acquired Property		Bank Corp. Taxes	
Municipal Courts	55,530.00	Other Miscellaneous Revenues	266,738.22	Added and Omitted Taxes	64,870.02
PUBLIC SAFETY				Total Taxes Levied - ABSTRACT	3,127,714.81
Fire Protection	14,400.00	Prior Years Surplus Appropriated	329,448.43	Total Taxes Billed	3,136,852.79
Police Protection	20,946.00	REVENUES TOTAL	4,137,868.78	1991 TAXES COLLECTED	2,728,255.84
Civil Defense & Disaster Control	3,000.00	Reserve For Uncollected Taxes	427,579.37	1991 Taxes Cancelled, Abated or Adjusted	5,281.87
Environmental Inspection & Control	25,714.43			Transfer to Tax Title Liens or Foreclosed	33,554.46
Other Public Safety		CAPITAL OUTLAY TOTAL	173,580.15	Balance Outstanding Dec. 31, 1991	369,760.62
PUBLIC WORKS				PRIOR YEARS TAXES OUTSTANDING	
Streets and Drainage	255,493.38	Public Enterprises		Balance January 1, 1991	396,233.44
Sewers and Sewage Processing	2,900.00	Recreation-Culture		Collected in 1991	377,960.61
Garbage and Trash Disposal	8,000.00	Public Works	168,297.34	Cancelled, Abated or Adjusted 1991	3,295.85
Public Buildings and Grounds	15,580.81	Buildings and Grounds	5,232.81	Transfers to Tax Title Liens or Foreclosed	7,116.98
Other Public Works		Library and Education		Balance December 31, 1991	7,860.00
HEALTH and WELFARE		Conservation		TAX TITLE LIENS OUTSTANDING	
Health Services Except Environmental		All Other		Balance January 1, 1991	81,915.11
Welfare-Public Assistance	4,432.00	CAPITAL DEBT AUTHORIZED, DECEMBER 31, 1991		Transfer From Taxes	40,703.21
Hospital, Clinics, First Aid		ISSUED AND UNISSUED GROSS DEBT NET DEBT		Redeemed in 1991	
Animal, Insect, & Rodent Control	5,420.00	School 4,019,144		Cancelled, Abated or Adjusted (1991)	
Other Welfare Services		Self-Liquidating		Transfers to Foreclosed Property	
RECREATION and CONSERVATION		Other 284,050	284,050	Balance December 31, 1991	122,618.32
Beaches and Boardwalks		Total 4,303,194	284,050	PROPERTY ACQUIRED BY DEED OR	
Parks, Playgrounds, Shade Trees	1,000.00			FORECLOSURE	
Land Reclamation & Conservation	500.00	ISSUED AND OUTSTANDING		Balance January 1, 1991	
Other Recreational Services	9,500.00	School 4,019,144.66		Transfers From Taxes or Liens	
EDUCATION (excluding schools)		Self-Liquidating		Sale for Cash (1991)	
Libraries		Other 284,050.00		Cancelled, Abated or Adjusted (1991)	
Other Educational Services	1,200.00	Total 4,303,194.66		Balance December 31, 1991	
STATUTORY EXPENDITURES		EQUALIZED VALUATION BASIS		CURRENT FINANCES DECEMBER 31, 1991	
Pensions & F. I. C. A.	30,693.54	FOR NET DEBT COMPUTATION	171,785,037	ASSETS	
Employee Fringe Benefits	12,299.99	REAL PROPERTY VALUATIONS		Cash Dec. 31, 1991	1,019,704.23
Other Statutory Expenditures	2,300.00	Code Class # of Parcels % VAL'N	ASSESSED VALUATION	Taxes Receivable	377,620.62
CETA And Other Public Employment Programs		1 Vacant Land 323 12.00	20,611,950.00	Tax Title Liens	122,618.32
MUNICIPAL FUNCTIONS TOTAL	766,378.60	2 Residential 756 62.58	107,472,500.00	Foreclosed Property	
CAPITAL IMPROVEMENTS * MEMO *	60,000.00	3 Farm 362 14.02	24,081,000.00	Emergencies & Other Deferred Charges	49,326.28
DEBT SERVICE		4a Commercial 63 10.95	18,799,600.00	State and Federal Aid Receivable	79,000.00
Principal Payments		4b Industrial		Other Receivables	26,207.01
Interest Payments	17,500.00	4c Apartments 3 .45	777,900.00	Total	1,674,476.46
DEFERRED CHARGES	32,135.74	Total 1507	171,742,950.00	LIABILITIES, RESERVES, AND SURPLUS	
SCHOOL, COUNTY, SPECIAL DISTRICT TAXES	3,062,844.79	Land Area 26.00 Sq. Miles		Cash Liabilities	546,746.25
RESERVE FOR UNCOLLECTED TAXES	427,579.37	Net Valuation Taxable-Municipal	172,583,302	Reserves for Receivables	526,445.95
EXPENDITURES TOTAL	4,303,438.50	Net Valuation Taxable-County	175,990,290	Surplus Dec. 31, 1991	601,284.26
		State Equalized Valuation	173,255,722	Total	1,674,476.46
		State Equalization Ratio	99.61		

1512

Population 1980 14,161
 Population 1990 22,141
 S & P Rating
 Moody Rating

General Tax Rate Per \$100.

1.33

State Equalized Tax Rate

1.28

LACEY TOWNSHIP - OCEAN COUNTY

Form of Government

Township Committee

Number of Members - 5

PER CAPITA:

Gross Debt 907.30
 Net Debt 196.95
 Debt Service 16.05
 Total Tax Levy 919.89
 Municipal Expenditures 688.92

PER CENT:

Gross Debt 1.26
 Net Debt .27
 Tax Levy Collected 94.74
 Tax Levy Cancelled, Abated or Adjusted .66

EXPENDITURES		REVENUES-REALIZED		1991 PROPERTY TAX	
GENERAL GOVERNMENT				STATE EQUALIZED TAX RATE .85	
Governing Body & Public Boards		1991 Property Taxes Collected		Local District School Taxes	13,409,700.00
Municipal Clerk		1991 Payments in Lieu of Taxes		Regional & Consolidated School Tax	
Financial Administration	225,000.00	Delinquent Tax & Lien Collections		School Taxes in Municipal Budget	
Assessment of Taxes	201,600.00	Business Personality Replacement Taxes		County Taxes	* 6,340,162.74
Collection of Taxes	285,773.00	Taxes from Public Utilities		County Library Taxes	500,110.99
Planning, Housing & Development	97,575.00	Other Miscellaneous Tax Revenues		Local Municipal Purpose Taxes	
Human Resources	201,493.00	State Aid Revenues		Veteran & Senior Citizen Taxes	391,850.00
Elections		Federal Aid Revenues		Total Taxes for Rate Computation	1.28 20,641,823.73
General Administration (other)	1,075,405.00	State and Local Fiscal Assistance Act Utilized		Special District Taxes	
JUDICIARY		Sale of Acquired Property		Bank Corp. Taxes	
Municipal Courts	212,401.18	Other Miscellaneous Revenues		Added and Omitted Taxes	117,336.62
PUBLIC SAFETY		Total		Total Taxes Levied - ABSTRACT	20,367,310.35
Fire Protection	118,209.40	Prior Years Surplus Appropriated		Total Taxes Billed	20,379,744.88
Police Protection	2,349,997.97	REVENUES TOTAL		1991 TAXES COLLECTED	19,308,019.85
Civil Defense & Disaster Control	9,300.00	Reserve For Uncollected Taxes		1991 Taxes Cancelled, Abated or Adjusted	134,774.64
Environmental Inspection & Control	324,723.00	CAPITAL OUTLAY TOTAL		Transfer to Tax Title Liens or Foreclosed	214,337.74
Other Public Safety				Balance Outstanding Dec. 31, 1991	722,612.65
PUBLIC WORKS				PRIOR YEARS TAXES OUTSTANDING	
Streets and Drainage	1,710,797.00	Public Enterprises		Balance January 1, 1991	847,017.91
Sewers and Sewage Processing	206,000.00	Recreation—Culture		Collected in 1991	630,181.35
Garbage and Trash Disposal	1,913,151.50	Public Works		Cancelled, Abated or Adjusted 1991	
Public Buildings and Grounds	393,550.00	Buildings and Grounds		Transfers to Tax Title Liens or Foreclosed	175,112.47
Other Public Works	100,000.00	Library and Education		Balance December 31, 1991	41,724.09
HEALTH and WELFARE		Conservation		TAX TITLE LIENS OUTSTANDING	
Health Services Except Environmental	32,258.00	All Other		Balance January 1, 1991	354,840.35
Welfare—Public Assistance	45,182.00	CAPITAL DEBT AUTHORIZED, DECEMBER 31, 1991		Transfer From Taxes	415,377.55
Hospital, Clinics, First Aid	1,000.00	ISSUED AND UNISSUED GROSS DEBT NET DEBT		Redeemed in 1991	286,892.92
Animal, Insect, & Rodent Control	32,000.00	School 15,728,000		Cancelled, Abated or Adjusted (1991)	
Other Welfare Services	2,250.00	Self-Liquidating 4,360,618		Transfers to Foreclosed Property	
RECREATION and CONSERVATION		Other 20,088,618		Balance December 31, 1991	483,324.98
Beaches and Boardwalks		Total 20,088,618		PROPERTY ACQUIRED BY DEED OR	
Parks, Playgrounds, Shade Trees		ISSUED AND OUTSTANDING		FORECLOSURE	
Land Reclamation & Conservation	50,576.11	School 15,728,000.00		Balance January 1, 1991	1,245,872.50
Other Recreational Services	228,350.00	Self-Liquidating 4,185,500.00		Transfers From Taxes or Liens	
EDUCATION (excluding schools)		Other 19,913,500.00		Sale for Cash (1991)	
Libraries	110,000.00	Total 1,598,069,810		Cancelled, Abated or Adjusted (1991)	
Other Educational Services	1,500,000.00	EQUALIZED VALUATION BASIS		Balance December 31, 1991	1,245,872.50
STATUTORY EXPENDITURES		FOR NET DEBT COMPUTATION		CURRENT FINANCES DECEMBER 31, 1991	
Pensions & F. I. C. A.	794,881.07	REAL PROPERTY VALUATIONS		ASSETS	
Employee Fringe Benefits	865,000.00	Code Class # of Parcels % VAL'N ASSESSED VALUATION		Cash Dec. 31, 1991	8,226,911.62
Other Statutory Expenditures	22,000.00	1 Vacant Land 75.83 9.66 145,620,600.00		Taxes Receivable	764,336.74
CETA And Other Public Employment Programs		2 Residential 94.42 76.70 1,158,156,500.00		Tax Title Liens	483,324.98
MUNICIPAL FUNCTIONS TOTAL	13,108,478.23	3 Farm 21 .05 746,100.00		Foreclosed Property	1,245,872.50
CAPITAL IMPROVEMENTS *MEMO*	100,000.00	4a Commercial 234 6.64 100,235,400.00		Emergencies & Other Deferred Charges	346,352.97
DEBT SERVICE		4b Industrial 31 6.97 105,243,200.00		State and Federal Aid Receivable	8,949.18
Principal Payments	123,000.00	4c Apartments		Other Receivables	57,441.79
Interest Payments	232,337.61	Total 17316 1,510,001,800.00		Total	11,133,189.78
DEFERRED CHARGES	160,535.63	Land Area 84.60 Sq. Miles		LIABILITIES, RESERVES, AND SURPLUS	
SCHOOL, COUNTY, SPECIAL DISTRICT TAXES	20,249,973.73	Net Valuation Taxable-Municipal		Cash Liabilities	3,687,367.22
RESERVE FOR UNCOLLECTED TAXES	1,629,000.00	Net Valuation Taxable-County		Reserves for Receivables	2,550,976.01
EXPENDITURES TOTAL	35,503,375.20	State Equalized Valuation		Surplus Dec. 31, 1991	4,894,846.55
		State Equalization Ratio		Total	11,133,189.78

*Includes County Health Service Taxes, County Vocational School Taxes, or County Open Space Tax. See Table 13.

1913
 Population 1980 1,614
 Population 1990 1,902
 S & P Rating
 Moody Rating

General Tax Rate Per \$100.
 4.35
 State Equalized Tax Rate
 2.40

LAFAYETTE TOWNSHIP - SUSSEX COUNTY
 Form of Government
 Township Committee
 Number of Members - 5

PER CAPITA:
 Gross Debt 2,337.74
 Net Debt 118.29
 Debt Service
 Total Tax Levy 2,061.56
 Municipal Expenditures 762.19
 PER CENT:
 Gross Debt 2.60
 Net Debt .13
 Tax Levy Collected 91.24
 Tax Levy Cancelled, Abated or Adjusted .31

EXPENDITURES		REVENUES-REALIZED		1991 PROPERTY TAX	
GENERAL GOVERNMENT				STATE EQUALIZED TAX RATE	
Governing Body & Public Boards		1991 Property Taxes Collected	3,584,878.89	Local District School Taxes	1.18
Municipal Clerk		1991 Payments in Lieu of Taxes		Regional & Consolidated School Tax	.59
Financial Administration	27,175.00	Delinquent Tax & Lien Collections	343,972.00	School Taxes in Municipal Budget	
Assessment of Taxes	84,700.00	Business Personalty Replacement Taxes	43,294.52	County Taxes	.45 *
Collection of Taxes	24,700.00	Taxes from Public Utilities	101,166.00	County Library Taxes	.03
Planning, Housing & Development	25,580.00	Other Miscellaneous Tax Revenues		Local Municipal Purpose Taxes	.14
Human Resources		State Aid Revenues	64,921.14	Veteran & Senior Citizen Taxes	
Elections	1,550.00	Federal Aid Revenues		Total Taxes for Rate Computation	2.39
General Administration (other)	209,265.38	State and Local Fiscal Assistance Act Utilized		Special District Taxes	
JUDICIARY		Sale of Acquired Property		Bank Corp. Taxes	
Municipal Courts	33,995.00	Other Miscellaneous Revenues	565,165.14	Added and Omitted Taxes	56,827.10
PUBLIC SAFETY		Total	4,703,397.69	Total Taxes Levied - ABSTRACT	3,921,086.19
Fire Protection	60,361.00	Prior Years Surplus Appropriated	538,884.00	Total Taxes Billed	3,928,985.65
Police Protection	2,250.00	REVENUES TOTAL	5,242,281.69	1991 TAXES COLLECTED	3,584,878.89
Civil Defense & Disaster Control	1,500.00	Reserve For Uncollected Taxes	382,883.00	1991 Taxes Cancelled, Abated or Adjusted	12,166.79
Environmental Inspection & Control	27,850.00			Transfer to Tax Title Liens or Foreclosed	1,713.90
Other Public Safety		CAPITAL OUTLAY TOTAL	202,574.21	Balance Outstanding Dec. 31, 1991	330,226.07
PUBLIC WORKS				PRIOR YEARS TAXES OUTSTANDING	
Streets and Drainage	391,872.95	Public Enterprises		Balance January 1, 1991	347,139.97
Sewers and Sewage Processing	4,950.00	Recreation-Culture		Collected in 1991	343,972.00
Garbage and Trash Disposal		Public Works	152,820.21	Cancelled, Abated or Adjusted 1991	1,521.05
Public Buildings and Grounds	47,827.05	Buildings and Grounds	49,754.00	Transfers to Tax Title Liens or Foreclosed	
Other Public Works	23,420.00	Library and Education		Balance December 31, 1991	1,646.92
HEALTH and WELFARE		Conservation		TAX TITLE LIENS OUTSTANDING	
Health Services Except Environmental	2,100.00	All Other		Balance January 1, 1991	8,506.94
Welfare-Public Assistance	1,450.00			Transfer From Taxes	1,713.90
Hospital, Clinics, First Aid		CAPITAL DEBT AUTHORIZED, DECEMBER 31, 1991		Redeemed in 1991	
Animal, Insect, & Rodent Control	3,450.00	ISSUED AND UNISSUED		Cancelled, Abated or Adjusted (1991)	
Other Welfare Services		School	4,221,387	Transfers to Foreclosed Property	
RECREATION and CONSERVATION		Self-Liquidating		Balance December 31, 1991	10,220.84
Beaches and Boardwalks		Other	224,985	PROPERTY ACQUIRED BY DEED OR	
Parks, Playgrounds, Shade Trees		Total	4,446,372	FORECLOSURE	
Land Reclamation & Conservation	571.00			Balance January 1, 1991	14,000.00
Other Recreational Services	19,500.00	ISSUED AND OUTSTANDING		Transfers From Taxes or Liens	
EDUCATION (excluding schools)		School	4,221,387.42	Sale for Cash (1991)	
Libraries		Self-Liquidating		Cancelled, Abated or Adjusted (1991)	
Other Educational Services		Other		Balance December 31, 1991	14,000.00
STATUTORY EXPENDITURES		Total	4,221,387.42	CURRENT FINANCES DECEMBER 31, 1991	
Pensions & F. L. C. A.	32,000.00	EQUALIZED VALUATION BASIS		ASSETS	
Employee Fringe Benefits	32,034.62	FOR NET DEBT COMPUTATION	170,733,477	Cash Dec. 31, 1991	920,482.16
Other Statutory Expenditures	2,000.00	REAL PROPERTY VALUATIONS		Taxes Receivable	331,872.99
CETA And Other Public Employment Programs		Code Class # of Parcels % VAL'N		Tax Title Liens	10,220.84
MUNICIPAL FUNCTIONS TOTAL	1,060,102.00	1 Vacant Land 115 4.03	3,578,700.00	Foreclosed Property	14,000.00
CAPITAL IMPROVEMENTS *MEMO*	125,000.00	2 Residential 502 50.03	44,376,600.00	Emergencies & Other Deferred Charges	79,900.00
DEBT SERVICE		3 Farm 520 19.81	17,567,550.00	State and Federal Aid Receivable	887.00
Principal Payments		4a Commercial 40 11.47	10,176,050.00	Other Receivables	115,249.79
Interest Payments		4b Industrial 25 14.65	12,997,000.00	Total	1,472,612.77
		4c Apartments		LIABILITIES, RESERVES, AND SURPLUS	
		Total 1202	88,695,900.00	Cash Liabilities	311,363.50
DEFERRED CHARGES	6,700.00	Land Area 18.70 Sq. Miles		Reserves for Receivables	464,473.22
SCHOOL, COUNTY, SPECIAL DISTRICT TAXES	3,630,478.09	Net Valuation Taxable-Municipal	89,009,386	Surplus Dec. 31, 1991	696,776.05
RESERVE FOR UNCOLLECTED TAXES	382,883.00	Net Valuation Taxable-County	198,479,521	Total	1,472,612.77
EXPENDITURES TOTAL	5,080,163.09	State Equalized Valuation	160,994,464		
		State Equalization Ratio	55.20		

1513
Population 1980 2,908
Population 1990 3,078
S & P Rating
Moody Rating

General Tax Rate Per \$100.
3.22
State Equalized Tax Rate
2.47

LAKEHURST BOROUGH - OCEAN COUNTY
Form of Government
Borough Council
Number of Members - 6

PER CAPITA:
Gross Debt 691.23
Net Debt 326.80
Debt Service 29.98
Total Tax Levy 667.03
Municipal Expenditures 555.42
PER CENT:
Gross Debt 2.85
Net Debt 1.35
Tax Levy Collected 90.45
Tax Levy Cancelled, Abated or Adjusted .01

EXPENDITURES		REVENUES-REALIZED		1991 PROPERTY TAX	
GENERAL GOVERNMENT				STATE EQUALIZED TAX RATE	
Governing Body & Public Boards				Local District School Taxes	1.05 870,120.00
Municipal Clerk				Regional & Consolidated School Tax	
Financial Administration	15,000.00			School Taxes in Municipal Budget	
Assessment of Taxes	5,613.30			County Taxes	.35 * 294,142.81
Collection of Taxes	20,100.00			County Library Taxes	.03 23,240.53
Planning, Housing & Development	3,520.00			Local Municipal Purpose Taxes	1.03 857,682.26
Human Resources	6,631.00			Veteran & Senior Citizen Taxes	22,550.00
Elections				Total Taxes for Rate Computation	2.46 2,067,735.60
General Administration (other)	223,516.80			Special District Taxes	
JUDICIARY				Bank Corp. Taxes	
Municipal Courts	73,500.00			Added and Omitted Taxes	7,921.16
PUBLIC SAFETY				Total Taxes Levied - ABSTRACT	2,053,106.76
Fire Protection	15,136.70			Total Taxes Billed	2,053,106.76
Police Protection	425,543.88			1991 TAXES COLLECTED	1,856,952.28
Civil Defense & Disaster Control	1,200.00			1991 Taxes Cancelled, Abated or Adjusted	250.00
Environmental Inspection & Control	7,725.40			Transfer to Tax Title Liens or Foreclosed	1,809.37
Other Public Safety				Balance Outstanding Dec. 31, 1991	194,095.11
PUBLIC WORKS				PRIOR YEARS TAXES OUTSTANDING	
Streets and Drainage	66,700.00			Balance January 1, 1991	208,047.82
Sewers and Sewage Processing	12,114.08			Collected in 1991	195,429.18
Garbage and Trash Disposal	137,750.00			Cancelled, Abated or Adjusted 1991	
Public Buildings and Grounds	25,310.00			Transfers to Tax Title Liens or Foreclosed	
Other Public Works	28,200.00			Balance December 31, 1991	12,618.64
HEALTH and WELFARE				TAX TITLE LIENS OUTSTANDING	
Health Services Except Environmental	880.00			Balance January 1, 1991	68,698.29
Welfare-Public Assistance	21,272.00			Transfer From Taxes	
Hospital, Clinics, First Aid				Redeemed in 1991	21,327.47
Animal, Insect, & Rodent Control	1,834.62			Cancelled, Abated or Adjusted (1991)	
Other Welfare Services				Transfers to Foreclosed Property	
RECREATION and CONSERVATION				Balance December 31, 1991	47,370.82
Beaches and Boardwalks				PROPERTY ACQUIRED BY DEED OR FORECLOSURE	
Parks, Playgrounds, Shade Trees				Balance January 1, 1991	77,741.66
Land Reclamation & Conservation				Transfers From Taxes or Liens	
Other Recreational Services	5,019.51			Sale for Cash (1991)	
EDUCATION (excluding schools)				Cancelled, Abated or Adjusted (1991)	
Libraries				Balance December 31, 1991	77,741.66
Other Educational Services				CURRENT FINANCES DECEMBER 31, 1991	
STATUTORY EXPENDITURES				ASSETS	
Pensions & F. L. C. A.	90,734.87			Cash Dec. 31, 1991	1,313,755.58
Employee Fringe Benefits	109,000.00			Taxes Receivable	206,713.75
Other Statutory Expenditures				Tax Title Liens	47,370.82
CETA And Other Public Employment Programs				Foreclosed Property	77,741.66
MUNICIPAL FUNCTIONS	1,296,302.16			Emergencies & Other Deferred Charges	11,220.89
CAPITAL IMPROVEMENTS	10,000.00			State and Federal Aid Receivable	4,736.52
DEBT SERVICE				Other Receivables	20,615.40
Principal Payments	18,000.00			Total	1,682,204.62
Interest Payments	74,274.91			LIABILITIES, RESERVES, AND SURPLUS	
DEFERRED CHARGES	48,795.62			Cash Liabilities	764,163.00
SCHOOL, COUNTY, SPECIAL DISTRICT TAXES	1,187,503.34			Reserves for Receivables	352,441.63
RESERVE FOR UNCOLLECTED TAXES	272,207.00			Surplus Dec. 31, 1991	565,599.99
EXPENDITURES	2,897,083.03			Total	1,682,204.62

1514
Population 1980 38,464
Population 1990 45,048
S & P Rating
Moody Rating AAA

General Tax Rate Per \$100. 3.49
State Equalized Tax Rate 2.31

LAKEWOOD TOWNSHIP - OCEAN COUNTY
Form of Government
Township Committee
Number of Members - 5

PER CAPITA:
Gross Debt 830.31
Net Debt 554.17
Debt Service 42.20
Total Tax Levy 974.35
Municipal Expenditures 581.73
PER CENT:
Gross Debt 1.96
Net Debt 1.31
Tax Levy Collected 92.50
Tax Levy Cancelled, Abated or Adjusted 2.9

EXPENDITURES		REVENUES-REALIZED		1991 PROPERTY TAX	
GENERAL GOVERNMENT				STATE EQUALIZED TAX RATE 1.21	
Governing Body & Public Boards	206,300	1991 Property Taxes Collected 41,764,094.98		Local District School Taxes	22,825,413.25
Municipal Clerk		1991 Payments in Lieu of Taxes 242,986.70		Regional & Consolidated School Tax	
Financial Administration	185,978.33	Delinquent Tax & Lien Collections 2,170,275.21		School Taxes in Municipal Budget	
Assessment of Taxes	397,446.83	Business Personalty Replacement Taxes 247,479.80		County Taxes .40 *	7,581,703.25
Collection of Taxes	252,363.68	Taxes from Public Utilities 2,978,446.00		County Library Taxes	
Planning, Housing & Development	147,597.82	Other Miscellaneous Tax Revenues		Local Municipal Purpose Taxes .70	13,133,230.52
Human Resources	887,082.39	State Aid Revenues 3,320,408.91		Veteran & Senior Citizen Taxes	485,150.00
Elections	3,894.35	Federal Aid Revenues		Total Taxes for Rate Computation 2.31	44,025,497.02
General Administration (other)	2,374,099.37	State and Local Fiscal Assistance Act Utilized		Special District Taxes	
JUDICIARY		Sale of Acquired Property		Bank Corp. Taxes	
Municipal Courts	265,470.03	Other Miscellaneous Revenues 4,939,402.96		Added and Omitted Taxes	352,018.36
PUBLIC SAFETY		Total 55,663,094.56		Total Taxes Levied - ABSTRACT	43,892,365.38
Fire Protection	7,316.00	Prior Years Surplus Appropriated 226,000.00		Total Taxes Billed	45,150,126.26
Police Protection	5,461,382.67	REVENUES TOTAL 55,889,094.56		1991 TAXES COLLECTED	41,764,094.98
Civil Defense & Disaster Control	20,733.07	Reserve For Uncollected Taxes 3,379,000.00		1991 Taxes Cancelled, Abated or Adjusted	132,047.46
Environmental Inspection & Control	369,199.00	CAPITAL OUTLAY TOTAL 2,988,048.75		Transfer to Tax Title Liens or Foreclosed	857,456.62
Other Public Safety				Balance Outstanding Dec. 31, 1991	2,396,527.20
PUBLIC WORKS				PRIOR YEARS TAXES OUTSTANDING	
Streets and Drainage	1,075,611.40	Public Enterprises		Balance January 1, 1991	2,475,288.81
Sewers and Sewage Processing		Recreation-Culture 86,915.02		Collected in 1991	1,767,117.60
Garbage and Trash Disposal	2,542,013.03	Public Works 1,905,579.95		Cancelled, Abated or Adjusted 1991	156,663.80
Public Buildings and Grounds	491,561.34	Buildings and Grounds 952,688.43		Transfers to Tax Title Liens or Foreclosed	475,129.23
Other Public Works	376,643.59	Library and Education 42,865.35		Balance December 31, 1991	76,373.18
HEALTH and WELFARE		Conservation		TAX TITLE LIENS OUTSTANDING	
Health Services Except Environmental	119,346.13	All Other		Balance January 1, 1991	1,473,981.75
Welfare-Public Assistance	567,077.12	CAPITAL DEBT AUTHORIZED, DECEMBER 31, 1991		Transfer From Taxes	1,473,237.16
Hospital, Clinics, First Aid	16,000.00	ISSUED AND UNISSUED GROSS DEBT NET DEBT		Redeemed in 1991	403,157.61
Animal, Insect, & Rodent Control		School 12,439,450		Cancelled, Abated or Adjusted (1991)	
Other Welfare Services		Self-Liquidating		Transfers to Foreclosed Property	49,066.69
RECREATION and CONSERVATION		Other 24,964,160 24,964,160		Balance December 31, 1991	2,494,994.61
Beaches and Boardwalks		Total 37,403,610 24,964,160		PROPERTY ACQUIRED BY DEED OR FORECLOSURE	
Parks, Playgrounds, Shade Trees	636,880.42	ISSUED AND OUTSTANDING		Balance January 1, 1991	7,882,500.00
Land Reclamation & Conservation	56,469.68	School 12,439,000.00		Transfers From Taxes or Liens	
Other Recreational Services	248,559.00	Self-Liquidating		Sale for Cash (1991)	
EDUCATION (excluding schools)		Other 15,029,700.00		Cancelled, Abated or Adjusted (1991)	
Libraries	666,627.83	Total 27,468,700.00		Balance December 31, 1991	7,882,500.00
Other Educational Services		EQUALIZED VALUATION BASIS		CURRENT FINANCES DECEMBER 31, 1991	
STATUTORY EXPENDITURES		FOR NET DEBT COMPUTATION		ASSETS	
Pensions & F. I. C. A.	1,439,332.17	REAL PROPERTY VALUATIONS		Cash Dec. 31, 1991	6,105,275.47
Employee Fringe Benefits	1,887,500.00	Code Class # of Parcels % VAL'N ASSESSED VALUATION		Taxes Receivable	2,472,905.38
Other Statutory Expenditures		1 Vacant Land 4024 3.20 39,385,100.00		Tax Title Liens	2,494,994.61
CETA And Other Public Employment Programs		2 Residential 13319 65.43 806,216,600.00		Foreclosed Property	7,882,500.00
MUNICIPAL FUNCTIONS TOTAL	20,496,392.01	3 Farm 77 .52 6,350,000.00		Emergencies & Other Deferred Charges	353,170.00
CAPITAL IMPROVEMENTS *MEMO*	40,000.00	4a Commercial 500 13.65 168,164,000.00		State and Federal Aid Receivable	
DEBT SERVICE		4b Industrial 145 10.31 127,078,500.00		Other Receivables	143,258.35
Principal Payments	950,000.00	4c Apartments 86 6.90 85,061,400.00		Total	19,452,103.81
Interest Payments	951,164.28	Total 18151 1,232,255,600.00		LIABILITIES, RESERVES, AND SURPLUS	
DEFERRED CHARGES	429,390.00	Land Area 24.40 Sq. Miles		Cash Liabilities	4,202,835.87
SCHOOL COUNTY, SPECIAL DISTRICT TAXES	30,407,116.50	Net Valuation Taxable-Municipal 1,246,765,791		Reserves for Receivables	13,156,828.34
RESERVE FOR UNCOLLECTED TAXES	3,379,000.00	Net Valuation Taxable-County 2,054,648,589		Surplus Dec. 31, 1991	2,092,439.60
EXPENDITURES TOTAL	56,613,062.79	State Equalized Valuation 1,874,518,644		Total	19,452,103.81
		State Equalization Ratio 66.25			

1017
Population 1980 4,044
Population 1990 3,927
S & P Rating
Moody Rating

General Tax Rate Per \$100. 1.84
State Equalized Tax Rate 1.80

LAMBERTVILLE CITY - HUNTERDON CO.
Form of Government
Small Municipality Plan C (OMCL 50)
Number of Members - 5

PER CAPITA:
Gross Debt 377.74
Net Debt 175.03
Debt Service 5.76
Total Tax Levy 1,326.22
Municipal Expenditures 599.94
PER CENT:
Gross Debt .54
Net Debt .25
Tax Levy Collected 90.82
Tax Levy Cancelled, Abated or Adjusted .67

EXPENDITURES		REVENUES-REALIZED		1991 PROPERTY TAX	
GENERAL GOVERNMENT		1991 Property Taxes Collected		STATE EQUALIZED TAX RATE	
Governing Body & Public Boards		1991 Payments in Lieu of Taxes	4,740,023.19	Local District School Taxes	.53 1,484,063.00
Municipal Clerk		Delinquent Tax & Lien Collections	288,846.56	Regional & Consolidated School Tax	.61 1,696,568.14
Financial Administration	45,450.00	Business Personalty Replacement Taxes	76,855.68	School Taxes in Municipal Budget	
Assessment of Taxes	22,719.58	Taxes from Public Utilities	179,595.00	County Taxes	.31 853,109.63
Collection of Taxes	37,890.00	Other Miscellaneous Tax Revenues		County Library Taxes	
Planning, Housing & Development	7,830.00	State Aid Revenues	191,833.87	Local Municipal Purpose Taxes	.35 966,234.94
Human Resources	47,102.00	Federal Aid Revenues		Veteran & Senior Citizen Taxes	
Elections		State and Local Fiscal Assistance Act Utilized		Total Taxes for Rate Computation	1.80 5,050,475.71
General Administration (other)	273,295.02	Sale of Acquired Property		Special District Taxes	
JUDICIARY		Other Miscellaneous Revenues	669,579.01	Bank Corp. Taxes	
Municipal Courts	65,465.55			Added and Omitted Taxes	
PUBLIC SAFETY		Prior Years Surplus Appropriated	275,000.00	Total Taxes Levied - ABSTRACT	5,208,052.47
Fire Protection	13,290.00	REVENUES TOTAL	6,421,733.31	Total Taxes Billed	5,219,289.54
Police Protection	509,552.29	Reserve For Uncollected Taxes	462,000.00	1991 TAXES COLLECTED	4,740,023.19
Civil Defense & Disaster Control	300.00			1991 Taxes Cancelled, Abated or Adjusted	34,944.41
Environmental Inspection & Control	52,074.00			Transfer to Tax Title Liens or Foreclosed	101,809.54
Other Public Safety				Balance Outstanding Dec. 31, 1991	342,512.40
PUBLIC WORKS		CAPITAL OUTLAY TOTAL	229,670.46	PRIOR YEARS TAXES OUTSTANDING	
Streets and Drainage	154,021.00	Public Enterprises		Balance January 1, 1991	362,265.06
Sewers and Sewage Processing		Recreation-Culture	944.99	Collected in 1991	236,551.55
Garbage and Trash Disposal	314,339.00	Public Works	76,793.20	Cancelled, Abated or Adjusted 1991	3,233.01
Public Buildings and Grounds	22,466.00	Buildings and Grounds	151,932.27	Transfers to Tax Title Liens or Foreclosed	100,757.96
Other Public Works		Library and Education		Balance December 31, 1991	21,722.54
HEALTH and WELFARE		Conservation		TAX TITLE LIENS OUTSTANDING	
Health Services Except Environmental		All Other		Balance January 1, 1991	139,198.45
Welfare-Public Assistance	7,225.00	CAPITAL DEBT AUTHORIZED, DECEMBER 31, 1991		Transfer From Taxes	220,302.98
Hospital, Clinics, First Aid		ISSUED AND UNISSUED GROSS DEBT NET DEBT		Redeemed in 1991	52,295.01
Animal, Insect, & Rodent Control	1.00	School 796,045		Cancelled, Abated or Adjusted (1991)	
Other Welfare Services		Self-Liquidating		Transfers to Foreclosed Property	
RECREATION and CONSERVATION		Other 687,350	687,350	Balance December 31, 1991	307,206.42
Beaches and Boardwalks		Total 1,483,395	687,350	PROPERTY ACQUIRED BY DEED OR	
Parks, Playgrounds, Shade Trees	1,000.00			FORECLOSURE	
Land Reclamation & Conservation	1,362.03	ISSUED AND OUTSTANDING		Balance January 1, 1991	
Other Recreational Services	1,590.00	School 796,045.75		Transfers From Taxes or Liens	
EDUCATION (excluding schools)		Self-Liquidating		Sale for Cash (1991)	
Libraries	44,413.00	Other 687,350.00		Cancelled, Abated or Adjusted (1991)	
Other Educational Services		Total 1,483,395.75		Balance December 31, 1991	
STATUTORY EXPENDITURES		EQUALIZED VALUATION BASIS		CURRENT FINANCES DECEMBER 31, 1991	
Pensions & F. L. C. A.	108,998.00	FOR NET DEBT COMPUTATION	272,477.423	ASSETS	
Employee Fringe Benefits	104,000.00	REAL PROPERTY VALUATIONS		Cash Dec. 31, 1991	1,145,680.58
Other Statutory Expenditures		Code Class # of Parcels % VAL'N ASSESSED VALUATION		Taxes Receivable	364,234.94
CETA And Other Public Employment Programs		1 Vacant Land 347 3.44 9,275,400.00		Tax Title Liens	307,206.42
MUNICIPAL FUNCTIONS TOTAL	1,834,433.47	2 Residential 1403 72.35 195,249,800.00		Foreclosed Property	
CAPITAL IMPROVEMENTS *MEMO*	2,000.00	3 Farm 2 .07 185,436.00		Emergencies & Other Deferred Charges	80,924.90
DEBT SERVICE		4a Commercial 176 17.84 48,132,400.00		State and Federal Aid Receivable	10,720.50
Principal Payments		4b Industrial 14 2.65 7,144,100.00		Other Receivables	18,602.45
Interest Payments	22,620.31	4c Apartments 29 3.66 9,887,000.00		Total	1,927,369.79
DEFERRED CHARGES	36,891.52	Total 1971 262,874,136.00		LIABILITIES, RESERVES, AND SURPLUS	
SCHOOL, COUNTY, SPECIAL DISTRICT TAXES	4,224,348.83	Land Area 1.10 Sq. Miles		Cash Liabilities	809,461.15
RESERVE FOR UNCOLLECTED TAXES	462,000.00	Net Valuation Taxable-Municipal	272,348,521	Reserves for Receivables	690,043.81
EXPENDITURES TOTAL	6,580,294.13	Net Valuation Taxable-County	285,799,671	Surplus Dec. 31, 1991	427,864.83
		State Equalized Valuation	278,052,998	Total	1,927,369.79
		State Equalization Ratio	97.93		

0420
Population 1980 2,249
Population 1990 2,341
S & P Rating
Moody Rating BAA1

General Tax Rate Per \$100. 4.22
State Equalized Tax Rate 2.48

LAUREL SPRINGS BORO. - CAMDEN CO.
Form of Government
Borough Council
Number of Members - 6

PER CAPITA:
Gross Debt 428.02
Net Debt 293.04
Debt Service 30.52
Total Tax Levy 962.96
Municipal Expenditures 532.73
PER CENT:
Gross Debt 1.41
Net Debt .96
Tax Levy Collected 97.26
Tax Levy Cancelled, Abated or Adjusted .02

EXPENDITURES		REVENUES-REAUZED		1991 PROPERTY TAX	
GENERAL GOVERNMENT				STATE EQUALIZED TAX RATE	
Governing Body & Public Boards		1991 Property Taxes Collected	2,193,217.18	Local District School Taxes	1.10 1,001,956.00
Municipal Clerk		1991 Payments in Lieu of Taxes		Regional & Consolidated School Tax	
Financial Administration	53,440.71	Delinquent Tax & Lien Collections	58,938.52	School Taxes in Municipal Budget	
Assessment of Taxes	5,769.25	Business Personalty Replacement Taxes	10,870.84	County Taxes	.75 677,398.31
Collection of Taxes	20,663.66	Taxes from Public Utilities	146,746.00	County Library Taxes	.02 20,736.00
Planning, Housing & Development	6,703.37	Other Miscellaneous Tax Revenues		Local Municipal Purpose Taxes	.60 548,000.00
Human Resources	38,231.00	State Aid Revenues	234,003.78	Veteran & Senior Citizen Taxes	
Elections		Federal Aid Revenues		Total Taxes for Rate Computation	2.47 2,276,040.31
General Administration (other)	104,918.16	State and Local Fiscal Assistance Act Utilized		Special District Taxes	
JUDICIARY		Sale of Acquired Property		Bank Corp. Taxes	
Municipal Courts	29,957.29	Other Miscellaneous Revenues	107,342.54	Added and Omitted Taxes	6,194.89
PUBLIC SAFETY		Total	2,751,118.86	Total Taxes Levied - ABSTRACT	2,254,285.20
Fire Protection	30,290.00	Prior Years Surplus Appropriated	277,000.00	Total Taxes Billed	2,255,118.09
Police Protection	174,870.56	REVENUES TOTAL	3,028,118.86	1991 TAXES COLLECTED	2,193,217.18
Civil Defense & Disaster Control	7,086.05	Reserve For Uncollected Taxes	155,622.98	1991 Taxes Cancelled, Abated or Adjusted	464.42
Environmental Inspection & Control	15,482.43	CAPITAL OUTLAY TOTAL	218,123.31	Transfer to Tax Title Liens or Foreclosed	4,925.41
Other Public Safety				Balance Outstanding Dec. 31, 1991	56,511.08
PUBLIC WORKS				PRIOR YEARS TAXES OUTSTANDING	
Streets and Drainage	72,945.00	Public Enterprises		Balance January 1, 1991	60,561.11
Sewers and Sewage Processing	2,175.00	Recreation-Culture		Collected in 1991	45,141.84
Garbage and Trash Disposal	206,745.51	Public Works		Cancelled, Abated or Adjusted 1991	27.91
Public Buildings and Grounds	24,347.35	Buildings and Grounds	104,485.30	Transfers to Tax Title Liens or Foreclosed	15,388.60
Other Public Works	12,500.00	Library and Education	113,638.01	Balance December 31, 1991	2.76
HEALTH and WELFARE		Conservation		TAX TITLE LIENS OUTSTANDING	
Health Services Except Environmental	2,090.07	All Other		Balance January 1, 1991	
Welfare-Public Assistance	2,105.40	CAPITAL DEBT AUTHORIZED, DECEMBER 31, 1991		Transfer From Taxes	22,279.66
Hospital, Clinics, First Aid		ISSUED AND UNISSUED GROSS DEBT		Redeemed in 1991	13,796.68
Animal, Insect, & Rodent Control		School	165,000	Cancelled, Abated or Adjusted (1991)	
Other Welfare Services		Self-Liquidating		Transfers to Foreclosed Property	
RECREATION and CONSERVATION		Other	837,000	Balance December 31, 1991	8,482.98
Beaches and Boardwalks		Total	1,002,000	PROPERTY ACQUIRED BY DEED OR FORECLOSURE	
Parks, Playgrounds, Shade Trees	4,000.00	ISSUED AND OUTSTANDING		Balance January 1, 1991	551.00
Land Reclamation & Conservation	964.03	School	165,000.00	Transfers From Taxes or Liens	
Other Recreational Services	3,740.07	Self-Liquidating		Sale for Cash (1991)	
EDUCATION (excluding schools)		Other	837,000.00	Cancelled, Abated or Adjusted (1991)	
Libraries		Total	1,002,000.00	Balance December 31, 1991	551.00
Other Educational Services		EQUALIZED VALUATION BASIS		CURRENT FINANCES DECEMBER 31, 1991	
STATUTORY EXPENDITURES		FOR NET DEBT COMPUTATION	71,139,201	ASSETS	
Pensions & F. I. C. A.	44,305.86	REAL PROPERTY VALUATIONS		Cash Dec. 31, 1991	691,533.38
Employee Fringe Benefits	156,583.97	Code Class # of Parcels % VAL'N		Taxes Receivable	56,513.84
Other Statutory Expenditures		1 Vacant Land 29 .71		Tax Title Liens	8,482.98
CETA And Other Public Employment Programs		2 Residential 616 79.34		Foreclosed Property	551.00
MUNICIPAL FUNCTIONS TOTAL	1,019,914.74	3 Farm		Emergencies & Other Deferred Charges	1,120.71
CAPITAL IMPROVEMENTS *MEMO*	10,000.00	4a Commercial 34 16.25		State and Federal Aid Receivable	
DEBT SERVICE		4b Industrial		Other Receivables	9,878.12
Principal Payments	25,000.00	4c Apartments 5 3.70		Total	768,080.03
Interest Payments	46,456.35	Total 684		LIABILITIES, RESERVES, AND SURPLUS	
DEFERRED CHARGES	137.22	Land Area .45 Sq. Miles		Cash Liabilities	254,491.82
SCHOOL, COUNTY, SPECIAL DISTRICT TAXES	1,700,090.31	Net Valuation Taxable-Municipal	53,266,775	Reserves for Receivables	75,425.94
RESERVE FOR UNCOLLECTED TAXES	155,622.98	Net Valuation Taxable-Caunty	80,730,725	Surplus Dec. 31, 1991	438,162.27
EXPENDITURES TOTAL	2,947,221.60	State Equalized Valuation	85,022,365	Total	768,080.03
		State Equalization Ratio	58.74		

1515
 Population 1980 2,072
 Population 1990 2,299
 S & P Rating 888+
 Moody Rating

General Tax Rate Per \$100.
 State Equalized Tax Rate 1.69
 1.02

LAVALLETTE BOROUGH - OCEAN COUNTY
 Form of Government
 Borough Council
 Number of Members - 6

PER CAPITA:
 Gross Debt 1,174.38
 Net Debt 443.17
 Debt Service 127.01
 Total Tax Levy 2,871.64
 Municipal Expenditures 1,495.57

PER CENT:
 Gross Debt .41
 Net Debt .15
 Tax Levy Collected 96.01
 Tax Levy Cancelled, Abated or Adjusted .03

EXPENDITURES		REVENUES-REALIZED		1991 PROPERTY TAX	
GENERAL GOVERNMENT				STATE EQUALIZED TAX RATE	
Governing Body & Public Boards		1991 Property Taxes Collected	6,339,414.28	Local District School Taxes	.29 1,895,528.00
Municipal Clerk		1991 Payments in Lieu of Taxes		Regional & Consolidated School Tax	
Financial Administration	52,730.00	Delinquent Tax & Lien Collections	260,550.28	School Taxes in Municipal Budget	
Assessment of Taxes	7,500.00	Business Personalty Replacement Taxes	10,779.56	County Taxes	.39 * 2,499,809.57
Collection of Taxes	24,000.00	Taxes from Public Utilities	173,064.00	Caunty Library Taxes	.03 197,118.55
Planning, Housing & Development	21,500.00	Other Miscellaneous Tax Revenues		Local Municipal Purpose Taxes	.31 2,001,660.77
Human Resources	96,134.51	State Aid Revenues	83,758.70	Veteran & Senior Citizen Taxes	
Elections	1,000.00	Federal Aid Revenues		Total Taxes for Rate Computation	1.02 6,636,316.89
General Administration (other)	355,800.00	State and Local Fiscal Assistance Act Utilized		Special District Taxes	
JUDICIARY		Sale of Acquired Property		Bank Corp. Taxes	
Municipal Courts	99,726.17	Other Miscellaneous Revenues	766,950.59	Added and Omitted Taxes	7,791.10
PUBLIC SAFETY		Total	7,634,517.41	Total Taxes Levied - ABSTRACT	6,601,907.99
Fire Protection	62,000.00	Prior Years Surplus Appropriated	374,200.75	Total Taxes Billed	6,603,098.39
Police Protection	720,000.00	REVENUES TOTAL	8,008,718.16	1991 TAXES COLLECTED	6,339,414.28
Civil Defense & Disaster Control	13,500.00	Reserve For Uncollected Taxes	272,923.09	1991 Taxes Cancelled, Abated or Adjusted	1,924.32
Environmental Inspection & Control	5,400.00	CAPITAL OUTLAY TOTAL	24,797.22	Transfer to Tax Title Liens or Foreclosed	
Other Public Safety				Balance Outstanding Dec. 31, 1991	261,759.79
PUBLIC WORKS				PRIOR YEARS TAXES OUTSTANDING	
Streets and Drainage	56,000.00	Public Enterprises	15,091.50	Balance January 1, 1991	271,271.39
Sewers and Sewage Processing	25,000.00	Recreation-Culture	7,097.22	Collected in 1991	260,550.28
Garbage and Trash Disposal	223,000.00	Public Works	2,133.50	Cancelled, Abated or Adjusted 1991	
Public Buildings and Grounds	32,500.00	Buildings and Grounds	475.00	Transfers to Tax Title Liens or Foreclosed	
Other Public Works	477,000.00	Library and Education		Balance December 31, 1991	10,721.11
HEALTH and WELFARE		Conservation		TAX TITLE LIENS OUTSTANDING	
Health Services Except Environmental	1,650.00	All Other		Balance January 1, 1991	
Welfare-Public Assistance	2,050.00	CAPITAL DEBT AUTHORIZED, DECEMBER 31, 1991		Transfer From Taxes	
Hospital, Clinics, First Aid		ISSUED AND UNISSUED GROSS DEBT NET DEBT		Redeemed in 1991	
Animal, Insect, & Rodent Control	3,300.00	School 700,000		Cancelled, Abated or Adjusted (1991)	
Other Welfare Services		Self-Liquidating 936,000		Transfers to Foreclosed Property	
RECREATION and CONSERVATION		Other 1,063,390	1,018,839	Balance December 31, 1991	
Beaches and Boardwalks	237,000.00	Total 2,699,890	1,018,839	PROPERTY ACQUIRED BY DEED OR FORECLOSURE	
Parks, Playgrounds, Shade Trees	7,000.00	ISSUED AND OUTSTANDING		Balance January 1, 1991	
Land Reclamation & Conservation	2,117.78	School 700,000.00		Transfers From Taxes or Liens	
Other Recreational Services	30,000.00	Self-Liquidating 936,000.00		Sale for Cash (1991)	
EDUCATION (excluding schools)		Other 1,035,791.96		Cancelled, Abated or Adjusted (1991)	
Libraries		Total 2,671,791.96		Balance December 31, 1991	
Other Educational Services		EQUALIZED VALUATION BASIS FOR NET DEBT COMPUTATION	660,853,303	CURRENT FINANCES DECEMBER 31, 1991	
STATUTORY EXPENDITURES		REAL PROPERTY VALUATIONS		ASSETS	
Pensions & F. I. C. A.	80,500.00	Code Class # of Parcels % VAL'N ASSESSED VALUATION		Cash Dec. 31, 1991	1,524,406.42
Employee Fringe Benefits	191,000.00	1 Vacant Land 102 2.47 9,575,400.00		Taxes Receivable	272,480.90
Other Statutory Expenditures		2 Residential 24.66 93.02 361,111,100.00		Tax Title Liens	
CETA And Other Public Employment Programs		3 Form 15,255,200.00		Foreclosed Property	
MUNICIPAL FUNCTIONS TOTAL	2,827,458.46	4a Commercial 64 3.93		Emergencies & Other Deferred Charges	30,000.00
CAPITAL IMPROVEMENTS *MEMO*	5,000.00	4b Industrial 2,257,400.00		State and Federal Aid Receivable	11,678.93
DEBT SERVICE		4c Apartments 7 .58		Other Receivables	135,900.52
Principal Payments	206,129.57	Total 2639 388,199,100.00		Total	1,974,466.77
Interest Payments	85,855.34	Land Area .65 Sq. Miles		LIABILITIES, RESERVES, AND SURPLUS	
DEFERRED CHARGES	45,960.14	Net Valuation Taxable-Municipal	390,717,255	Cash Liabilities	1,003,048.19
SCHOOL COUNTY, SPECIAL DISTRICT TAXES	4,592,456.12	Net Valuation Taxable-County	669,162,380	Reserves for Receivables	318,381.42
RESERVE FOR UNCOLLECTED TAXES	272,923.09	State Equalized Valuation	644,169,560	Surplus Dec. 31, 1991	653,037.16
EXPENDITURES TOTAL	8,030,732.72	State Equalization Ratio	60.50	Total	1,974,466.77

0421
Population 1980 3,042
Population 1990 2,841
S & P Rating
Moody Rating

General Tax Rate Per \$100. 6.78
State Equalized Tax Rate 3.12

LAWNSIDE BOROUGH - CAMDEN COUNTY
Form of Government
Borough Council
Number of Members - 6

PER CAPITA:
Gross Debt 235.12
Net Debt 69.60
Debt Service 5.47
Total Tax Levy 1,054.25
Municipal Expenditures 677.41
PER CENT:
Gross Debt .75
Net Debt .22
Tax Levy Collected 86.79
Tax Levy Cancelled, Abated or Adjusted

EXPENDITURES		REVENUES-REALIZED		1991 PROPERTY TAX	
GENERAL GOVERNMENT				STATE EQUALIZED TAX RATE 1.50	
Governing Body & Public Boards		1991 Property Taxes Collected	1,221,190.00	Local District School Taxes	1,444,128.30
Municipal Clerk		1991 Payments in Lieu of Taxes		Regional & Consolidated School Tax	
Financial Administration	47,167.00	Delinquent Tax & Lien Collections	265,000.00	School Taxes in Municipal Budget	
Assessment of Taxes	8,555.00	Business Personalty Replacement Taxes	43,644.00	County Taxes	790,331.32
Collection of Taxes	68,900.00	Taxes from Public Utilities	154,800.00	County Library Taxes	23,914.48
Planning, Housing & Development	30,905.00	Other Miscellaneous Tax Revenues		Local Municipal Purpose Taxes	736,757.00
Human Resources	32,087.00	State Aid Revenues	665,518.67	Veteran & Senior Citizen Taxes	32,950.00
Elections	4,327.00	Federal Aid Revenues		Total Taxes for Rate Computation	3,028,081.10
General Administration (other)	432,603.00	State and Local Fiscal Assistance Act Utilized		Special District Taxes	
JUDICIARY		Sale of Acquired Property	57,402.00	Bank Corp. Taxes	
Municipal Courts	55,374.90	Other Miscellaneous Revenues	132,738.94	Added and Omitted Taxes	
PUBLIC SAFETY		Total	2,540,293.61	Total Taxes Levied - ABSTRACT	2,995,131.10
Fire Protection	38,658.00	Prior Years Surplus Appropriated	367,800.00	Total Taxes Billed	1,407,066.34
Police Protection	308,855.00	REVENUES TOTAL	2,908,093.61	1991 TAXES COLLECTED	1,221,190.00
Civil Defense & Disaster Control	200.00	Reserve For Uncollected Taxes	316,728.44	1991 Taxes Cancelled, Abated or Adjusted	
Environmental Inspection & Control	18,954.00	CAPITAL OUTLAY TOTAL		Transfer to Tax Title Liens or Foreclosed	
Other Public Safety				Balance Outstanding Dec. 31, 1991	185,876.34
PUBLIC WORKS				PRIOR YEARS TAXES OUTSTANDING	
Streets and Drainage	54,500.00	Public Enterprises		Balance January 1, 1991	230,262.03
Sewers and Sewage Processing		Recreation-Culture		Collected in 1991	192,778.94
Garbage and Trash Disposal	170,000.00	Public Works		Cancelled, Abated or Adjusted 1991	
Public Buildings and Grounds	70,100.00	Buildings and Grounds		Transfers to Tax Title Liens or Foreclosed	36,481.84
Other Public Works	62,600.00	Library and Education		Balance December 31, 1991	1,001.25
HEALTH and WELFARE		Conservation		TAX TITLE UENS OUTSTANDING	
Health Services Except Environmental	3,395.00	All Other		Balance January 1, 1991	119,672.20
Welfare-Public Assistance	3,500.00	CAPITAL DEBT AUTHORIZED, DECEMBER 31, 1991		Transfer From Taxes	110,251.64
Hospital, Clinics, First Aid		ISSUED AND UNISSUED		Redeemed in 1991	50,007.39
Animal, Insect, & Rodent Control	4,350.00	School	131,000.00	Cancelled, Abated or Adjusted (1991)	
Other Welfare Services		Self-Liquidating	285,000.00	Transfers to Foreclosed Property	
RECREATION and CONSERVATION		Other	251,986.00	Balance December 31, 1991	179,916.45
Beaches and Boardwalks		Total	667,986.00	PROPERTY ACQUIRED BY DEED OR FORECLOSURE	
Parks, Playgrounds, Shade Trees	36,800.00	ISSUED AND OUTSTANDING		Balance January 1, 1991	415,740.00
Land Reclamation & Conservation	11,700.00	School	131,000.00	Transfers From Taxes or Liens	
Other Recreational Services	42,700.00	Self-Liquidating	285,000.00	Sale for Cash (1991)	
EDUCATION (excluding schools)		Other	78,800.00	Cancelled, Abated or Adjusted (1991)	
Libraries		Total	494,800.00	Balance December 31, 1991	415,740.00
Other Educational Services		EQUALIZED VALUATION BASIS		CURRENT FINANCES DECEMBER 31, 1991	
STATUTORY EXPENDITURES		FOR NET DEBT COMPUTATION	88,754,500	ASSETS	
Pensions & F. I. C. A.	75,975.26	REAL PROPERTY VALUATIONS		Cash Dec. 31, 1991	821,270.41
Employee Fringe Benefits		Code Class # of Parcels % VAL'N ASSESSED VALUATION		Taxes Receivable	186,877.59
Other Statutory Expenditures	750.00	1 Vacant Land 377 3.19	1,405,675.00	Tax Title Liens	179,916.45
CETA And Other Public Employment Programs		2 Residential 896 57.62	25,393,750.00	Foreclosed Property	415,740.00
MUNICIPAL FUNCTIONS TOTAL	1,583,016.16	3 Farm		Emergencies & Other Deferred Charges	2,569.34
CAPITAL IMPROVEMENTS *MEMO*	264,000.00	4a Commercial 49 22.12	9,748,183.00	State and Federal Aid Receivable	73,948.80
DEBT SERVICE		4b Industrial 2 14.11	6,220,100.00	Other Receivables	160,954.81
Principal Payments	10,000.00	4c Apartments 5 2.97	1,307,100.00	Total	1,841,277.40
Interest Payments	5,535.00	Total 1329	44,074,808.00	LIABILITIES, RESERVES, AND SURPLUS	
DEFERRED CHARGES	9,248.84	Land Area 1.43 Sq. Miles		Cash Liabilities	546,538.28
SCHOOL, COUNTY, SPECIAL DISTRICT TAXES	2,253,374.10	Net Valuation Taxable-Municipal	44,220,767	Reserves for Receivables	943,488.85
RESERVE FOR UNCOLLECTED TAXES	316,728.44	Net Valuation Taxable-County	93,105,369	Surplus Dec. 31, 1991	351,250.27
EXPENDITURES TOTAL	4,182,902.54	State Equalized Valuation	95,919,118	Total	1,841,277.40
		State Equalization Ratio	46.02		

0608
Population 1980 2,116
Population 1990 2,433
S & P Rating
Moody Rating AAA

General Tax Rate Per \$100. 2.39
State Equalized Tax Rate 2.51

LAWRENCE TOWNSHIP - CUMBERLAND CO.
Form of Government
Township Committee
Number of Members - 3

PER CAPITA:
Gross Debt 129.60
Net Debt 129.60
Debt Service 2.62
Total Tax Levy 870.41
Municipal Expenditures 649.36
PER CENT:
Gross Debt .42
Net Debt .42
Tax Levy Collected 76.47
Tax Levy Cancelled, Abated or Adjusted 1.31

EXPENDITURES		REVENUES-REALIZED		1991 PROPERTY TAX	
GENERAL GOVERNMENT				STATE EQUALIZED TAX RATE .57	
Governing Body & Public Boards		1991 Property Taxes Collected	1,619,937.54	Local District School Taxes	796,966.50
Municipal Clerk		1991 Payments in Lieu of Taxes	4,740.91	Regional & Consolidated School Tax	
Financial Administration	30,442.70	Delinquent Tax & Lien Collections	415,025.18	School Taxes in Municipal Budget	
Assessment of Taxes	19,718.40	Business Personalty Replacement Taxes	29,219.28	County Taxes	796,952.17
Collection of Taxes	93,224.91	Taxes from Public Utilities	140,213.58	County Library Taxes	
Planning, Housing & Development	11,971.00	Other Miscellaneous Tax Revenues		Local Municipal Purpose Taxes	466,240.00
Human Resources	6,183.00	State Aid Revenues	458,044.03	Veteran & Senior Citizen Taxes	39,450.00
Elections	1,800.00	Federal Aid Revenues		Total Taxes for Rate Computation	2,093,608.67
General Administration (other)	184,316.27	State and Local Fiscal Assistance Act Utilized		Special District Taxes	
JUDICIARY		Sale of Acquired Property	36,400.00	Bank Corp. Taxes	
Municipal Courts	19,230.11	Other Miscellaneous Revenues	130,577.39	Added and Omitted Taxes	63,542.95
PUBLIC SAFETY		Total	2,834,157.91	Total Taxes Levied - ABSTRACT	2,117,701.62
Fire Protection	44,628.26	Prior Years Surplus Appropriated	25,000.00	Total Taxes Billed	2,118,415.29
Police Protection	6,770.00	REVENUES TOTAL	2,859,157.91	1991 TAXES COLLECTED	1,619,937.54
Civil Defense & Disaster Control	3,059.00	Reserve For Uncollected Taxes	653,767.13	1991 Taxes Cancelled, Abated or Adjusted	27,732.79
Environmental Inspection & Control	13,134.00	CAPITAL OUTLAY TOTAL	275.00	Transfer to Tax Title Liens or Foreclosed	157,246.25
Other Public Safety				Balance Outstanding Dec. 31, 1991	313,498.71
PUBLIC WORKS				PRIOR YEARS TAXES OUTSTANDING	
Streets and Drainage	212,298.46	Public Enterprises		Balance January 1, 1991	337,249.35
Sewers and Sewage Processing	82,646.86	Recreation-Culture		Collected in 1991	274,869.28
Garbage and Trash Disposal		Public Works		Cancelled, Abated or Adjusted 1991	.62
Public Buildings and Grounds	43,093.14	Buildings and Grounds	275.00	Transfers to Tax Title Liens or Foreclosed	62,379.45
Other Public Works		Library and Education		Balance December 31, 1991	
HEALTH and WELFARE		Conservation		TAX TITLE LIENS OUTSTANDING	
Health Services Except Environmental	600.00	All Other		Balance January 1, 1991	1,015,106.87
Welfare-Public Assistance	4,600.86	CAPITAL DEBT AUTHORIZED, DECEMBER 31, 1991		Transfer From Taxes	229,333.31
Hospital, Clinics, First Aid		ISSUED AND UNISSUED GROSS DEBT		Redeemed in 1991	140,155.90
Animal, Insect, & Rodent Control	7,785.00	School		Cancelled, Abated or Adjusted (1991)	
Other Welfare Services		Self-Liquidating		Transfers to Foreclosed Property	
RECREATION and CONSERVATION		Other	315,310	Balance December 31, 1991	1,104,284.28
Beaches and Boardwalks		Total	315,310	PROPERTY ACQUIRED BY DEED OR FORECLOSURE	
Parks, Playgrounds, Shade Trees				Balance January 1, 1991	207,450.00
Land Reclamation & Conservation				Transfers From Taxes or Liens	
Other Recreational Services				Sale for Cash (1991)	36,400.00
EDUCATION (excluding schools)				Cancelled, Abated or Adjusted (1991)	
Libraries	5,100.00			Balance December 31, 1991	171,050.00
Other Educational Services				CURRENT FINANCES DECEMBER 31, 1991	
STATUTORY EXPENDITURES				ASSETS	
Pensions & F. L. C. A.	17,346.00			Cash Dec. 31, 1991	552,939.47
Employee Fringe Benefits				Taxes Receivable	313,498.71
Other Statutory Expenditures				Tax Title Liens	1,104,284.28
CETA And Other Public Employment Programs				Foreclosed Property	171,050.00
MUNICIPAL FUNCTIONS TOTAL	812,947.97			Emergencies & Other Deferred Charges	71,526.05
CAPITAL IMPROVEMENTS * MEMO	5,000.00			State and Federal Aid Receivable	230,866.36
DEBT SERVICE				Other Receivables	226,483.77
Principal Payments	6,330.74			Total	2,670,648.64
Interest Payments				LIABILITIES, RESERVES, AND SURPLUS	
DEFERRED CHARGES	106,794.81			Cash Liabilities	446,678.61
SCHOOL, COUNTY, SPECIAL DISTRICT TAXES	1,593,918.67			Reserves for Receivables	1,815,316.76
RESERVE FOR UNCOLLECTED TAXES	653,767.13			Surplus Dec. 31, 1991	408,653.27
EXPENDITURES TOTAL	3,173,809.32			Total	2,670,648.64

1107

Population 1980 19,724
 Population 1990 25,787
 S & P Rating AA-
 Moody Rating AAA

General Tax Rate Per \$100.

3.03

State Equalized Tax Rate

1.93

LAWRENCE TWP. - MERCER CO.
 Form of Government
 Council-Manager Plan E (OMCL 50)
 Number of Members - 5

PER CAPITA:

Gross Debt 1,608.67
 Net Debt 1,272.84
 Debt Service 95.14
 Total Tax Levy 1,795.55
 Municipal Expenditures 809.39

PER CENT:

Gross Debt 1.76
 Net Debt 1.39
 Tax Levy Collected 93.61
 Tax Levy Cancelled, Abated or Adjusted 96.91

EXPENDITURES		REVENUES-REALIZED		1991 PROPERTY TAX	
GENERAL GOVERNMENT				STATE EQUALIZED TAX RATE	
Governing Body & Public Boards	51,115.00	1991 Property Taxes Collected	43,375,255.77	Local District School Taxes	22,850,900.75
Municipal Clerk	91,264.40	1991 Payments in Lieu of Taxes	153,518.00	Regional & Consolidated School Tax	
Financial Administration	310,670.00	Delinquent Tax & Lien Collections	1,114,532.06	School Taxes in Municipal Budget	
Assessment of Taxes	163,469.00	Business Personality Replacement Taxes	596,204.04	County Taxes	12,369,586.08
Collection of Taxes	117,743.20	Taxes from Public Utilities	2,751,817.00	County Library Taxes	1,102,708.44
Planning, Housing & Development	267,778.50	Other Miscellaneous Tax Revenues	270,657.28	Local Municipal Purpose Taxes	9,099,453.12
Human Resources	200,030.00	State Aid Revenues	1,230,179.71	Veteran & Senior Citizen Taxes	164,400.00
Elections	11,240.00	Federal Aid Revenues		Total Taxes for Rate Computation	45,587,048.39
General Administration (other)	2,149,462.50	State and Local Fiscal Assistance Act Utilized		Special District Taxes	
JUDICIARY		Sale of Acquired Property		Bank Corp. Taxes	
Municipal Courts	261,862.06	Other Miscellaneous Revenues	5,174,102.83	Added and Omitted Taxes	879,202.28
PUBLIC SAFETY		Total	54,666,266.69	Total Taxes Levied - ABSTRACT	46,301,850.67
Fire Protection	650,914.45	Prior Years Surplus Appropriated	995,000.00	Total Taxes Billed	46,335,193.53
Police Protection	3,406,781.69	REVENUES TOTAL	55,661,266.69	1991 TAXES COLLECTED	43,375,255.77
Civil Defense & Disaster Control	11,019.00	Reserve For Uncollected Taxes	1,970,000.00	1991 Taxes Cancelled, Abated or Adjusted	1,326,199.18
Environmental Inspection & Control	377,134.00	CAPITAL OUTLAY TOTAL	9,073,563.31	Transfer to Tax Title Liens or Foreclosed	18,300.37
Other Public Safety	1,045.00			Balance Outstanding Dec. 31, 1991	1,415,438.21
PUBLIC WORKS				PRIOR YEARS TAXES OUTSTANDING	
Streets and Drainage	947,336.60	Public Enterprises		Balance January 1, 1991	1,234,203.19
Sewers and Sewage Processing	2,510,837.45	Recreation-Culture		Collected in 1991	1,114,532.06
Garbage and Trash Disposal	1,808,775.00	Public Works	3,304,580.92	Cancelled, Abated or Adjusted 1991	5.36
Public Buildings and Grounds	135,971.20	Buildings and Grounds	5,410,851.91	Transfers to Tax Title Liens or Foreclosed	7.26
Other Public Works	91,276.90	Library and Education	358,130.48	Balance December 31, 1991	119,658.51
HEALTH and WELFARE		Conservation		TAX TITLE LIENS OUTSTANDING	
Health Services Except Environmental	223,463.70	All Other		Balance January 1, 1991	70,798.02
Welfare-Public Assistance	55,223.70	CAPITAL DEBT AUTHORIZED, DECEMBER 31, 1991		Transfer From Taxes	18,307.63
Hospital, Clinics, First Aid		ISSUED AND UNISSUED GROSS DEBT NET DEBT		Redeemed in 1991	
Animal, Insect, & Rodent Control	32,462.85	School	8,660,066	Cancelled, Abated or Adjusted (1991)	
Other Welfare Services		Self-Liquidating		Transfers to Foreclosed Property	
RECREATION and CONSERVATION		Other	32,822,682	Balance December 31, 1991	89,105.65
Beaches and Boardwalks		Total	41,482,748	PROPERTY ACQUIRED BY DEED OR FORECLOSURE	
Parks, Playgrounds, Shade Trees	282,685.30	ISSUED AND OUTSTANDING		Balance January 1, 1991	12,110.00
Land Reclamation & Conservation	430.00	School		Transfers From Taxes or Liens	
Other Recreational Services	317,952.10	Self-Liquidating		Sale for Cash (1991)	
EDUCATION (excluding schools)		Other	28,156,672.52	Cancelled, Abated or Adjusted (1991)	
Libraries		Total	28,156,672.52	Balance December 31, 1991	12,110.00
Other Educational Services	2,200.00	EQUALIZED VALUATION BASIS		CURRENT FINANCES DECEMBER 31, 1991	
STATUTORY EXPENDITURES		FOR NET DEBT COMPUTATION	2,353,526,026	ASSETS	
Pensions & F. L. C. A.	886,227.23	REAL PROPERTY VALUATIONS		Cash Dec. 31, 1991	13,555,748.87
Employee Fringe Benefits	783,000.00	Code Class # of Parcels % VAL'N		Taxes Receivable	1,535,096.72
Other Statutory Expenditures		1 Vacant Land 1094 2.41	13,590,200.00	Tax Title Liens	89,105.65
CETA And Other Public Employment Programs		2 Residential 8149 56.32	317,613,200.00	Foreclosed Property	12,110.00
MUNICIPAL FUNCTIONS TOTAL	16,154,420.83	3 Farm 167 .71	4,013,600.00	Emergencies & Other Deferred Charges	397,934.55
CAPITAL IMPROVEMENTS *MEMO*	165,650.00	4a Commercial 329 35.03	197,570,894.00	State and Federal Aid Receivable	25,762.59
DEBT SERVICE		4b Industrial 39 3.65	20,563,200.00	Other Receivables	410,472.85
Principal Payments	1,130,827.48	4c Apartments 12 1.39	10,636,050.00	Total	16,026,231.23
Interest Payments	1,322,477.78	Total 9790	563,987,144.00	LIABILITIES, RESERVES, AND SURPLUS	
DEFERRED CHARGES	293,913.69	Land Area 21.87 Sq. Miles		Cash Liabilities	13,735,010.43
SCHOOL, COUNTY, SPECIAL DISTRICT TAXES	36,323,195.27	Net Valuation Taxable-Municipal	566,077,101	Reserves for Receivables	2,041,655.64
RESERVE FOR UNCOLLECTED TAXES	1,970,000.00	Net Valuation Taxable-County	2,586,663,436	Surplus Dec. 31, 1991	245,565.16
EXPENDITURES TOTAL	57,194,835.05	State Equalized Valuation	2,353,996,312	Total	16,026,231.23
		State Equalization Ratio	23.93		

1018
Population 1980 820
Population 1990 1,036
S & P Rating
Moody Rating

General Tax Rate Per \$100. 1.66
State Equalized Tax Rate 1.54

LEBANON BOROUGH - HUNTERDON CO.
Form of Government
Borough Council
Number of Members - 6

PER CAPITA:
Gross Debt 3,030.20
Net Debt 119.21
Debt Service 34.15
Total Tax Levy 1,848.42
Municipal Expenditures 871.95
PER CENT:
Gross Debt 2.96
Net Debt .12
Tax Levy Collected 92.38
Tax Levy Cancelled, Abated or Adjusted 1.79

EXPENDITURES		REVENUES-REALIZED		1991 PROPERTY TAX	
GENERAL GOVERNMENT		1991 Property Taxes Collected		STATE EQUALIZED TAX RATE	
Governing Body & Public Boards			1,773,173.02	Local District School Taxes	.98 1,170,909.00
Municipal Clerk		1991 Payments in Lieu of Taxes	78.08	Regional & Consolidated School Tax	.26 310,572.24
Financial Administration	10,897.30	Delinquent Tax & Lien Collections	334,127.31	School Taxes in Municipal Budget	
Assessment of Taxes	9,560.00	Business Personalty Replacement Taxes	11,312.72	County Taxes	.27 321,520.84
Collection of Taxes	10,600.00	Taxes from Public Utilities	76,080.00	County Library Taxes	.02 25,968.97
Planning, Housing & Development	7,500.00	Other Miscellaneous Tax Revenues		Local Municipal Purpose Taxes	
Human Resources		State Aid Revenues	33,503.00	Veteran & Senior Citizen Taxes	4,700.00
Elections		Federal Aid Revenues		Total Taxes for Rate Computation	1.53 1,833,671.05
General Administration (other)	107,914.50	State and Local Fiscal Assistance Act Utilized		Special District Taxes	
JUDICIARY		Sale of Acquired Property		Bank Corp. Taxes	
Municipal Courts	27,200.00	Other Miscellaneous Revenues	190,427.06	Added and Omitted Taxes	85,987.68
PUBLIC SAFETY		Total	2,418,701.69	Total Taxes Levied - ABSTRACT	1,914,958.73
Fire Protection	23,519.70	Prior Years Surplus Appropriated	428,459.84	Total Taxes Billed	1,919,349.07
Police Protection	133,500.00	REVENUES TOTAL	2,847,161.53	1991 TAXES COLLECTED	1,773,173.02
Civil Defense & Disaster Control	300.00	Reserve For Uncollected Taxes	326,342.56	1991 Taxes Cancelled, Abated or Adjusted	34,446.18
Environmental Inspection & Control		CAPITAL OUTLAY TOTAL	76,113.23	Transfer to Tax Title Liens or Foreclosed	54,627.08
Other Public Safety				Balance Outstanding Dec. 31, 1991	57,102.79
PUBLIC WORKS				PRIOR YEARS TAXES OUTSTANDING	
Streets and Drainage	35,300.00	Public Enterprises		Balance January 1, 1991	175,934.11
Sewers and Sewage Processing	840.00	Recreation-Culture	577.33	Collected in 1991	160,559.51
Garbage and Trash Disposal	86,145.50	Public Works	36,930.50	Cancelled, Abated or Adjusted 1991	
Public Buildings and Grounds	10,000.00	Buildings and Grounds	38,605.40	Transfers to Tax Title Liens or Foreclosed	11,699.40
Other Public Works	13,000.00	Library and Education		Balance December 31, 1991	3,675.20
HEALTH and WELFARE		Conservation		TAX TITLE LIENS OUTSTANDING	
Health Services Except Environmental	150.00	All Other		Balance January 1, 1991	270,451.33
Welfare-Public Assistance	350.00			Transfer From Taxes	68,963.85
Hospital, Clinics, First Aid				Redeemed in 1991	173,568.30
Animal, Insect, & Rodent Control				Cancelled, Abated or Adjusted (1991)	
Other Welfare Services				Transfers to Foreclosed Property	
RECREATION and CONSERVATION				Balance December 31, 1991	165,846.88
Beaches and Boardwalks				PROPERTY ACQUIRED BY DEED OR	
Parks, Playgrounds, Shade Trees				FORECLOSURE	
Land Reclamation & Conservation	700.00			Balance January 1, 1991	
Other Recreational Services	10,200.00			Transfers From Taxes or Liens	
EDUCATION (excluding schools)				Sale for Cash (1991)	
Libraries				Cancelled, Abated or Adjusted (1991)	
Other Educational Services				Balance December 31, 1991	
STATUTORY EXPENDITURES				CURRENT FINANCES DECEMBER 31, 1991	
Pensions & F. I. C. A.	23,200.00			ASSETS	
Employee Fringe Benefits	25,000.00			Cash Dec. 31, 1991	1,202,856.74
Other Statutory Expenditures	650.00			Taxes Receivable	60,777.99
CETA And Other Public Employment Programs				Tox Title Liens	165,846.88
MUNICIPAL FUNCTIONS TOTAL	536,527.00			Foreclosed Property	
CAPITAL IMPROVEMENTS *MEMO*	35,000.00			Emergencies & Other Deferred Charges	30,402.44
DEBT SERVICE				State and Federal Aid Receivable	527.00
Principal Payments	33,250.00			Other Receivables	4,704.79
Interest Payments	2,128.00			Total	1,465,115.84
DEFERRED CHARGES	5,095.03			LIABILITIES, RESERVES, AND SURPLUS	
SCHOOL, COUNTY, SPECIAL DISTRICT TAXES	1,823,971.05			Cash Liabilities	448,560.59
RESERVE FOR UNCOLLECTED TAXES	326,342.56			Reserves for Receivables	231,329.66
EXPENDITURES TOTAL	2,732,313.64			Surplus Dec. 31, 1991	785,225.59
				Total	1,465,115.84

1019

Population 1980 5,459
 Population 1990 5,679
 S & P Rating
 Moody Rating

General Tax Rate Per \$100.

1.34

State Equalized Tax Rate

1.37

LEBANON TOWNSHIP - HUNTERDON CO.
 Form of Government
 Township Committee
 Number of Members - 3

PER CAPITA:

Gross Debt 250.87
 Net Debt 13.38
 Debt Service
 Total Tax Levy 1,101.40
 Municipal Expenditures 783.39

PER CENT:

Gross Debt .31
 Net Debt .02
 Tax Levy Collected 92.65
 Tax Levy Cancelled, Abated or Adjusted .16

EXPENDITURES		REVENUES-REALIZED		1991 PROPERTY TAX	
GENERAL GOVERNMENT				STATE EQUALIZED TAX RATE	
Governing Body & Public Boards		1991 Property Taxes Collected	5,799,039.21	Local District School Taxes .62	2,775,342.00
Municipal Clerk		1991 Payments in Lieu of Taxes	80,929.56	Regional & Consolidated School Tax .46	2,052,536.78
Financial Administration	47,025.00	Delinquent Tax & Lien Collections	422,133.82	School Taxes in Municipal Budget	
Assessment of Taxes	35,525.00	Business Personality Replacement Taxes	48,262.84	County Taxes .28	1,274,004.25
Collection of Taxes	51,000.00	Taxes from Public Utilities	2,485,676.00	County Library Taxes .01	62,860.81
Planning, Housing & Development	109,500.00	Other Miscellaneous Tax Revenues		Local Municipal Purpose Taxes	
Human Resources	16,451.00	State Aid Revenues	145,535.00	Veteran & Senior Citizen Taxes	41,851.00
Elections	2,000.00	Federal Aid Revenues		Total Taxes for Rate Computation 1.37	6,206,594.84
General Administration (other)	320,165.00	State and Local Fiscal Assistance Act Utilized		Special District Taxes	
JUDICIARY		Sale of Acquired Property		Bank Corp. Taxes	
Municipal Courts	24,500.00	Other Miscellaneous Revenues	507,159.69	Added and Omitted Taxes	90,112.65
PUBLIC SAFETY		Total	9,488,736.12	Total Taxes Levied - ABSTRACT	6,254,856.49
Fire Protection	45,158.00	Prior Years Surplus Appropriated	1,860,916.00	Total Taxes Billed	6,259,377.45
Police Protection	472,200.00	REVENUES TOTAL	11,349,652.12	1991 TAXES COLLECTED	5,799,039.21
Civil Defense & Disaster Control	2,300.00	Reserve For Uncollected Taxes	584,100.00	1991 Taxes Cancelled, Abated or Adjusted	9,849.36
Environmental Inspection & Control	51,000.00	CAPITAL OUTLAY TOTAL	243,651.40	Transfer to Tax Title Liens or Foreclosed	64,695.80
Other Public Safety				Balance Outstanding Dec. 31, 1991	385,793.08
PUBLIC WORKS				PRIOR YEARS TAXES OUTSTANDING	
Streets and Drainage	626,100.00	Public Enterprises		Balance January 1, 1991	458,100.41
Sewers and Sewage Processing		Recreation--Culture		Collected in 1991	386,738.32
Garbage and Trash Disposal	10,000.00	Public Works	69,305.89	Cancelled, Abated or Adjusted 1991	
Public Buildings and Grounds	44,300.00	Buildings and Grounds	174,345.51	Transfers to Tax Title Liens or Foreclosed	47,811.45
Other Public Works		Library and Education		Balance December 31, 1991	23,550.64
HEALTH and WELFARE		Conservation		TAX TITLE LIENS OUTSTANDING	
Health Services Except Environmental	11,000.00	All Other		Balance January 1, 1991	154,451.50
Welfare-Public Assistance	4,800.00			Transfer From Taxes	120,399.26
Hospital, Clinics, First Aid				Redeemed in 1991	35,395.50
Animal, Insect, & Rodent Control	5,000.00			Cancelled, Abated or Adjusted (1991)	
Other Welfare Services				Transfers to Foreclosed Property	
RECREATION and CONSERVATION				Balance December 31, 1991	239,455.26
Beaches and Boardwalks				PROPERTY ACQUIRED BY DEED OR FORECLOSURE	
Parks, Playgrounds, Shade Trees				Balance January 1, 1991	15,000.00
Land Reclamation & Conservation	16,000.00			Transfers From Taxes or Liens	
Other Recreational Services	31,200.00			Sale for Cash (1991)	
EDUCATION (excluding schools)				Cancelled, Abated or Adjusted (1991)	
Libraries	23,000.00			Balance December 31, 1991	15,000.00
Other Educational Services	1,616,050.00			CURRENT FINANCES DECEMBER 31, 1991	
STATUTORY EXPENDITURES				ASSETS	
Pensions & F. L. C. A.	161,000.00			Cash Dec. 31, 1991	4,679,325.48
Employee Fringe Benefits	117,000.00			Taxes Receivable	409,343.72
Other Statutory Expenditures	2,500.00			Tax Title Liens	239,455.26
CETA And Other Public Employment Programs				Foreclosed Property	15,000.00
MUNICIPAL FUNCTIONS TOTAL	3,844,774.00			Emergencies & Other Deferred Charges	20,000.00
CAPITAL IMPROVEMENTS *MEMO*	220,000.00			State and Federal Aid Receivable	3,460.82
DEBT SERVICE				Other Receivables	1,976.52
Principal Payments				Total	5,368,561.80
Interest Payments				LIABILITIES, RESERVES, AND SURPLUS	
DEFERRED CHARGES	20,000.00			Cash Liabilities	2,147,781.22
SCHOOL, COUNTY, SPECIAL DISTRICT TAXES	6,164,743.84			Reserves for Receivables	665,775.50
RESERVE FOR UNCOLLECTED TAXES	584,100.00			Surplus Dec. 31, 1991	2,555,005.08
EXPENDITURES TOTAL	10,613,617.84			Total	5,368,561.80

General Tax Rate Per \$100.	3.40
State Equalized Tax Rate	1.79

LEONIA BOROUGH - BERGEN COUNTY
Form of Government
Borough Council
Number of Members - 6

PER CAPITA:		PER CENT:	
Gross Debt	402.25	Gross Debt	.44
Net Debt	288.68	Net Debt	.31
Debt Service	65.12	Tax Levy Collected	97.85
Total Tax Levy	1,619.50	Tax Levy Cancelled, Abated	
Municipal Expenditures	884.90	or Adjusted	.45

EXPENDITURES		REVENUES-REALIZED		1991 PROPERTY TAX	
GENERAL GOVERNMENT				STATE EQUALIZED TAX RATE	
Governing Body & Public Boards	150,000.00	1991 Property Taxes Collected	13,283,666.30	Local District School Taxes	7,093,763.66
Municipal Clerk		1991 Payments in Lieu of Taxes		Regional & Consolidated School Tax	
Financial Administration	22,500.00	Delinquent Tax & Lien Collections	259,005.30	School Taxes in Municipal Budget	
Assessment of Taxes	18,940.00	Business Personalty Replacement Taxes	50,899.40	County Taxes	1,872,911.60
Collection of Taxes	158,968.00	Taxes from Public Utilities	925,574.00	County Library Taxes	
Planning, Housing & Development	35,604.00	Other Miscellaneous Tax Revenues		Local Municipal Purpose Taxes	4,571,616.77
Human Resources	11,407.00	State Aid Revenues	460,111.72	Veteran & Senior Citizen Taxes	42,950.00
Elections	2,800.00	Federal Aid Revenues		Total Taxes for Rate Computation	13,581,242.03
General Administration (other)	954,454.00	State and Local Fiscal Assistance Act Utilized		Special District Taxes	
JUDICIARY		Sole of Acquired Property		Bank Corp. Taxes	
Municipal Courts	87,207.05	Other Miscellaneous Revenues	822,972.24	Added and Omitted Taxes	8,808.68
PUBLIC SAFETY		Total	15,802,228.96	Total Taxes Levied - ABSTRACT	13,547,100.71
Fire Protection	126,602.00	Prior Years Surplus Appropriated	340,000.00	Total Taxes Billed	13,575,772.14
Police Protection	1,395,063.67	REVENUES TOTAL	16,142,228.96	1991 TAXES COLLECTED	13,283,666.30
Civil Defense & Disaster Control		Reserve For Uncollected Taxes	427,192.37	1991 Taxes Cancelled, Abated or Adjusted	61,292.91
Environmental Inspection & Control	46,068.00	CAPITAL OUTLAY TOTAL	372,924.06	Transfer to Tax Title Liens or Foreclosed	
Other Public Safety				Balance Outstanding Dec. 31, 1991	230,812.93
PUBLIC WORKS		Public Enterprises		PRIOR YEARS TAXES OUTSTANDING	
Streets and Drainage	461,984.00	Recreation—Culture	14,368.60	Balance January 1, 1991	318,759.01
Sewers and Sewage Processing	648,584.63	Public Works	2,350.25	Collected in 1991	259,005.30
Garbage and Trash Disposal	1,000,742.00	Buildings and Grounds	356,205.21	Cancelled, Abated or Adjusted 1991	58,348.71
Public Buildings and Grounds	222,220.00	Library and Education		Transfers to Tax Title Liens or Foreclosed	
Other Public Works	38,500.00	Conservation		Balance December 31, 1991	1,405.00
HEALTH and WELFARE		All Other		TAX TITLE LIENS OUTSTANDING	
Health Services Except Environmental	72,445.03	CAPITAL DEBT AUTHORIZED, DECEMBER 31, 1991		Balance January 1, 1991	
Welfare—Public Assistance	24,668.00	ISSUED AND UNISSUED	GROSS DEBT	Transfer From Taxes	
Hospital, Clinics, First Aid		School	950,000	Redeemed in 1991	
Animal, Insect, & Rodent Control		Self-Liquidating	142,500	Cancelled, Abated or Adjusted (1991)	
Other Welfare Services		Other	2,272,315	Transfers to Foreclosed Property	
RECREATION and CONSERVATION		Total	3,364,815	Balance December 31, 1991	
Beaches and Boardwalks		ISSUED AND OUTSTANDING		PROPERTY ACQUIRED BY DEED OR	
Parks, Playgrounds, Shade Trees	4,500.00	School	950,000.00	FORECLOSURE	
Land Reclamation & Conservation		Self-Liquidating	142,500.00	Balance January 1, 1991	80,540.00
Other Recreational Services	108,952.00	Other	1,797,760.00	Transfers From Taxes or Liens	
EDUCATION (excluding schools)		Total	2,890,260.00	Sale for Cash (1991)	
Libraries	333,076.00	EQUALIZED VALUATION BASIS		Cancelled, Abated or Adjusted (1991)	
Other Educational Services		FOR NET DEBT COMPUTATION	771,773.670	Balance December 31, 1991	80,540.00
STATUTORY EXPENDITURES		REAL PROPERTY VALUATIONS		CURRENT FINANCES DECEMBER 31, 1991	
Pensions & F. I. C. A.	474,036.72	Code	Class	# of Parcels	% VAL'N
Employee Fringe Benefits		1	Vacant Land	66	6.68
Other Statutory Expenditures		2	Residential	2417	85.52
CETA And Other Public Employment Programs	6,399,322.10	3	Farm		
MUNICIPAL FUNCTIONS		4a	Commercial	61	6.71
CAPITAL IMPROVEMENTS	25,000.00	4b	Industrial	5	3.46
DEBT SERVICE		4c	Apartments	30	3.62
Principal Payments	435,415.00	Total		2579	
Interest Payments	109,272.77	Land Area	1.50	Sq. Miles	
DEFERRED CHARGES		Net Valuation Taxable-Municipal	399,028,337		
SCHOOL, COUNTY, SPECIAL DISTRICT TAXES	8,966,675.26	Net Valuation Taxable-County	791,771,621		
RESERVE FOR UNCOLLECTED TAXES	427,192.37	State Equalized Valuation	757,502,241		
EXPENDITURES		State Equalization Ratio	52.66		
TOTAL	16,363,867.50				

2114

Population 1980 1,730
 Population 1990 2,493
 S & P Rating
 Moody Rating

General Tax Rate Per \$100.

1.61

State Equalized Tax Rate

1.78

LIBERTY TOWNSHIP - WARREN COUNTY

Form of Government
 Township Committee
 Number of Members - 3

PER CAPITA:

Gross Debt 704.98
 Net Debt 171.39
 Debt Service 32.91
 Total Tax Levy 1,075.47
 Municipal Expenditures 450.52

PER CENT:

Gross Debt 1.14
 Net Debt .28
 Tax Levy Collected 87.30
 Tax Levy Cancelled, Abated or Adjusted

EXPENDITURES		REVENUES-REALIZED		1991 PROPERTY TAX	
GENERAL GOVERNMENT		1991 Property Taxes Collected		STATE EQUALIZED TAX RATE	
Governing Body & Public Boards			2,344,053.35	Local District School Taxes	1.05
Municipal Clerk		1991 Payments in Lieu of Taxes		Regional & Consolidated School Tax	
Financial Administration	32,500.00	Delinquent Tax & Lien Collections	328,169.50	School Taxes in Municipal Budget	
Assessment of Taxes	23,320.00	Business Personalty Replacement Taxes	12,508.96	County Taxes	.63
Collection of Taxes	31,250.00	Taxes from Public Utilities	110,330.84	County Library Taxes	.05
Planning, Housing & Development	38,030.00	Other Miscellaneous Tax Revenues	117,464.00	Local Municipal Purpose Taxes	.05
Human Resources	7,106.00	State Aid Revenues		Veteran & Senior Citizen Taxes	
Elections		Federal Aid Revenues		Total Taxes for Rate Computation	1.78
General Administration (other)	103,163.00	State and Local Fiscal Assistance Act Utilized		Special District Taxes	
JUDICIARY		Sale of Acquired Property		Bank Corp. Taxes	
Municipal Courts		Other Miscellaneous Revenues	130,134.75	Added and Omitted Taxes	31,949.80
PUBLIC SAFETY		Total	3,092,661.40	Total Taxes Levied - ABSTRACT	2,681,155.13
Fire Protection	18,743.00	Prior Years Surplus Appropriated	521,475.50	Total Taxes Billed	2,685,191.89
Police Protection	18,600.00	REVENUES TOTAL	3,614,136.90	1991 TAXES COLLECTED	2,344,053.35
Civil Defense & Disaster Control	1,000.00	Reserve For Uncollected Taxes	398,610.00	1991 Taxes Cancelled, Abated or Adjusted	
Environmental Inspection & Control	56,358.00	CAPITAL OUTLAY TOTAL	281,434.57	Transfer to Tax Title Liens or Foreclosed	
Other Public Safety				Balance Outstanding Dec. 31, 1991	341,138.54
PUBLIC WORKS				PRIOR YEARS TAXES OUTSTANDING	
Streets and Drainage	192,700.00	Public Enterprises		Balance January 1, 1991	356,898.95
Sewers and Sewage Processing		Recreation-Culture	90,572.70	Collected in 1991	321,256.93
Garbage and Trash Disposal	13,400.00	Public Works	144,397.51	Cancelled, Abated or Adjusted 1991	
Public Buildings and Grounds	13,525.00	Buildings and Grounds	46,464.36	Transfers to Tax Title Liens or Foreclosed	
Other Public Works		Library and Education		Balance December 31, 1991	35,642.02
HEALTH and WELFARE		Conservation		TAX TITLE LIENS OUTSTANDING	
Health Services Except Environmental		All Other		Balance January 1, 1991	35,486.48
Welfare-Public Assistance	9,500.00	CAPITAL DEBT AUTHORIZED, DECEMBER 31, 1991		Transfer From Taxes	
Hospital, Clinics, First Aid		ISSUED AND UNISSUED		Redeemed in 1991	6,912.57
Animal, Insect, & Rodent Control	5,438.18	SCHOOL GROSS DEBT	1,330,000	Cancelled, Abated or Adjusted (1991)	
Other Welfare Services		School Self-Liquidating		Transfers to Foreclosed Property	
RECREATION and CONSERVATION		Other	427,514	Balance December 31, 1991	28,573.91
Beaches and Boardwalks		Total	1,757,514	PROPERTY ACQUIRED BY DEED OR FORECLOSURE	
Parks, Playgrounds, Shade Trees	12,195.00	ISSUED AND OUTSTANDING		Balance January 1, 1991	14,300.00
Land Reclamation & Conservation	3,000.00	School	1,330,000.00	Transfers From Taxes or Liens	
Other Recreational Services	10,750.00	Self-Liquidating		Sale for Cash (1991)	
EDUCATION (excluding schools)		Other	251,101.83	Cancelled, Abated or Adjusted (1991)	
Libraries		Total	1,581,101.83	Balance December 31, 1991	14,300.00
Other Educational Services	354.00	EQUALIZED VALUATION BASIS		CURRENT FINANCES DECEMBER 31, 1991	
STATUTORY EXPENDITURES		FOR NET DEBT COMPUTATION	153,820.025	ASSETS	
Pensions & F. L. C. A.	25,120.00	REAL PROPERTY VALUATIONS		Cash Dec. 31, 1991	1,270,427.73
Employee Fringe Benefits	15,000.00	Code Class # of Parcels % VAL'N		Taxes Receivable	376,780.56
Other Statutory Expenditures	1,650.00	1 Vacant Land 405 11.84	19,453,700.00	Tax Title Liens	28,573.91
CETA And Other Public Employment Programs		2 Residential 839 77.59	127,485,910.00	Foreclosed Property	14,300.00
MUNICIPAL FUNCTIONS TOTAL	633,252.18	3 Farm 227 7.04	11,552,800.00	Emergencies & Other Deferred Charges	13,440.00
CAPITAL IMPROVEMENTS *MEMO*	18,000.00	4a Commercial 24 3.54	5,823,200.00	State and Federal Aid Receivable	6,342.51
DEBT SERVICE		4b Industrial		Other Receivables	8,417.21
Principal Payments	75,597.29	4c Apartments		Total	1,718,281.92
Interest Payments	6,458.38	Total	164,315,610.00	LIABILITIES, RESERVES, AND SURPLUS	
DEFERRED CHARGES	9,240.00	Land Area 12.25 Sq. Miles		Cash Liabilities	697,114.55
SCHOOL, COUNTY, SPECIAL DISTRICT TAXES	2,579,616.83	Net Valuation Taxable-Municipal	164,797,641	Reserves for Receivables	422,937.48
RESERVE FOR UNCOLLECTED TAXES	398,610.00	Net Valuation Taxable-County	157,489,017	Surplus Dec. 31, 1991	598,229.89
EXPENDITURES TOTAL	3,702,774.68	State Equalized Valuation	149,143,580	Total	1,718,281.92
		State Equalization Ratio	110.53		

1416
Population 1980 8,806
Population 1990 10,978
S & P Rating
Moody Rating A1

General Tax Rate Per \$100. 4.46
State Equalized Tax Rate 2.18

LINCOLN PARK BOROUGH - MORRIS CO.
Form of Government
Mayor-Council Plan F (OMCL 50)
Number of Members - 7

PER CAPITA:
Gross Debt 703.26
Net Debt 576.02
Debt Service 49.36
Total Tax Levy 1,375.81
Municipal Expenditures 702.94
PER CENT:
Gross Debt 1.11
Net Debt .91
Tax Levy Collected 97.94
Tax Levy Cancelled, Abated or Adjusted .21

EXPENDITURES		REVENUES-REALIZED		1991 PROPERTY TAX	
GENERAL GOVERNMENT				STATE EQUALIZED TAX RATE	
Governing Body & Public Boards		1991 Property Taxes Collected	14,807,208.42	Local District School Taxes	1.23 8,405,432.00
Municipal Clerk	89,283.00	1991 Payments in Lieu of Taxes		Regional & Consolidated School Tax	
Financial Administration	97,478.00	Delinquent Tax & Lien Collections	224,465.04	School Taxes in Municipal Budget	
Assessment of Taxes	52,359.00	Business Personality Replacement Taxes	37,067.84	County Taxes	.27 1,875,956.96
Collection of Taxes	74,609.00	Taxes from Public Utilities	507,391.00	County Library Taxes	
Planning, Housing & Development	169,733.00	Other Miscellaneous Tax Revenues		Local Municipal Purpose Taxes	.68 4,663,204.00
Human Resources	70,265.00	State Aid Revenues	540,767.56	Veteran & Senior Citizen Taxes	58,850.00
Elections		Federal Aid Revenues		Total Taxes for Rate Computation	2.18 15,003,442.96
General Administration (other)	516,649.00	State and Local Fiscal Assistance Act Utilized		Special District Taxes	
JUDICIARY		Sale of Acquired Property		Bank Corp. Taxes	
Municipal Courts	70,727.00	Other Miscellaneous Revenues	1,406,572.63	Added and Omitted Taxes	159,036.74
PUBLIC SAFETY		Total	17,573,472.49	Total Taxes Levied - ABSTRACT	15,103,629.70
Fire Protection	80,719.00	Prior Years Surplus Appropriated	580,000.00	Total Taxes Billed	15,118,324.26
Police Protection	1,379,400.36	REVENUES TOTAL	18,153,472.49	1991 TAXES COLLECTED	14,807,208.42
Civil Defense & Disaster Control	19,991.00	Reserve For Uncollected Taxes	602,839.00	1991 Taxes Cancelled, Abated or Adjusted	31,090.76
Environmental Inspection & Control	33,003.00			Transfer to Tax Title Liens or Foreclosed	46,722.96
Other Public Safety		CAPITAL OUTLAY TOTAL	362,945.71	Balance Outstanding Dec. 31, 1991	233,302.12
PUBLIC WORKS				PRIOR YEARS TAXES OUTSTANDING	
Streets and Drainage	590,658.95	Public Enterprises	2,858.64	Balance January 1, 1991	252,341.13
Sewers and Sewage Processing	784,262.00	Recreation—Culture	103,755.00	Collected in 1991	200,136.23
Garbage and Trash Disposal	798,100.00	Public Works	9,771.05	Cancelled, Abated or Adjusted 1991	
Public Buildings and Grounds	195,816.00	Buildings and Grounds	246,561.02	Transfers to Tax Title Liens or Foreclosed	43,833.56
Other Public Works	52,000.00	Library and Education		Balance December 31, 1991	8,371.34
HEALTH and WELFARE		Conservation		TAX TITLE LIENS OUTSTANDING	
Health Services Except Environmental	204,130.00	All Other		Balance January 1, 1991	16,935.18
Welfare—Public Assistance	25,200.00			Transfer From Taxes	97,297.03
Hospital, Clinics, First Aid		CAPITAL DEBT AUTHORIZED, DECEMBER 31, 1991		Redeemed in 1991	24,328.81
Animal, Insect, & Rodent Control	7,900.00	ISSUED AND UNISSUED GROSS DEBT NET DEBT		Cancelled, Abated or Adjusted (1991)	
Other Welfare Services		School		Transfers to Foreclosed Property	
RECREATION and CONSERVATION		Self-Liquidating	1,383,550	Balance December 31, 1991	85,903.40
Beaches and Boardwalks		Other	6,336,834	PROPERTY ACQUIRED BY DEED OR FORECLOSURE	
Parks, Playgrounds, Shade Trees	134,924.00	Total	7,720,384	Balance January 1, 1991	883,515.00
Land Reclamation & Conservation	10,677.00	ISSUED AND OUTSTANDING		Transfers From Taxes or Liens	
Other Recreational Services	103,857.00	School		Sale for Cash (1991)	
EDUCATION (excluding schools)		Self-Liquidating	1,143,800.00	Cancelled, Abated or Adjusted (1991)	
Libraries	236,000.00	Other	4,395,538.09	Balance December 31, 1991	883,515.00
Other Educational Services	1,000.00	Total	5,539,338.09	CURRENT FINANCES DECEMBER 31, 1991	
STATUTORY EXPENDITURES		EQUALIZED VALUATION BASIS FOR NET DEBT COMPUTATION	694,078,619	ASSETS	
Pensions & F. I. C. A.	427,491.00	REAL PROPERTY VALUATIONS		Cash Dec. 31, 1991	1,831,523.18
Employee Fringe Benefits	345,000.00	Code Class # of Parcels % VAL'N		Taxes Receivable	241,673.46
Other Statutory Expenditures		1 Vacant Land 332 2.56	8,548,200.00	Tax Title Liens	85,903.40
CETA and Other Public Employment Programs		2 Residential 3372 76.95	256,975,100.00	Foreclosed Property	883,515.00
MUNICIPAL FUNCTIONS TOTAL	6,572,232.31	3 Farm 27 .24	918,900.00	Emergencies & Other Deferred Charges	
CAPITAL IMPROVEMENTS *MEMO*	25,000.00	4a Commercial 65 8.20	27,401,265.00	State and Federal Aid Receivable	15,963.22
DEBT SERVICE		4b Industrial 27 8.33	27,808,239.00	Other Receivables	63,645.41
Principal Payments	244,476.54	4c Apartments 3 3.72	12,410,300.00	Total	3,126,223.67
Interest Payments	297,379.29	Total	333,962,004.00	LIABILITIES, RESERVES, AND SURPLUS	
DEFERRED CHARGES		Land Area 6.66 Sq. Miles		Cash Liabilities	755,109.25
SCHOOL, COUNTY, SPECIAL DISTRICT TAXES	10,231,388.96	Net Valuation Taxable-Municipal	335,410,034	Reserves for Receivables	1,278,737.27
RESERVE FOR UNCOLLECTED TAXES	602,839.00	Net Valuation Taxable-County	708,690,977	Surplus Dec. 31, 1991	1,088,377.15
EXPENDITURES TOTAL	17,998,316.10	State Equalized Valuation	684,257,280	Total	3,126,223.67
		State Equalization Ratio	48.91		

2009

Population 1980 37,836
 Population 1990 36,701
 S & P Rating
 Moody Rating AA

General Tax Rate Per \$100.

1.93

State Equalized Tax Rate

1.69

LINDEN CITY - UNION COUNTY
 Form of Government
 City Charter Act (P.L. 1897 c. 30)
 Number of Members - 11

PER CAPITA:

Gross Debt 460.59
 Net Debt 442.66
 Debt Service 82.92
 Total Tax Levy 1,584.77
 Municipal Expenditures 1,204.61

PER CENT:

Gross Debt .50
 Net Debt .48
 Tax Levy Collected 96.84
 Tax Levy Cancelled, Abated or Adjusted .07

EXPENDITURES		REVENUES-REALIZED		1991 PROPERTY TAX	
GENERAL GOVERNMENT				STATE EQUALIZED TAX RATE	
Governing Body & Public Boards	416,932.00	1991 Property Taxes Collected	56,590,551.34	Local District School Taxes	.83 28,716,863.00
Municipal Clerk	253,665.00	1991 Payments in Lieu of Taxes		Regional & Consolidated School Tax	
Financial Administration	302,043.00	Delinquent Tax & Lien Collections	1,254,954.96	School Taxes in Municipal Budget	.01 270,975.00
Assessment of Taxes	519,775.00	Business Personality Replacement Taxes	2,739,156.48	County Taxes	.40 13,924,576.98
Collection of Taxes	4,750.00	Taxes from Public Utilities	18,377,061.00	County Library Taxes	
Planning, Housing & Development	144,525.00	Other Miscellaneous Tax Revenues		Local Municipal Purpose Taxes	.44 15,176,242.88
Human Resources	53,465.00	State Aid Revenues	1,397,495.58	Veteran & Senior Citizen Taxes	
Elections	13,400.00	Federal Aid Revenues	80,910.00	Total Taxes for Rate Computation	1.68 58,675,407.86
General Administration (other)	2,253,749.03	State and Local Fiscal Assistance Act Utilized		Special District Taxes	
JUDICIARY		Sale of Acquired Property		Bank Corp. Taxes	
Municipal Courts	317,800.00	Other Miscellaneous Revenues	4,028,429.83	Added and Omitted Taxes	73,966.46
PUBLIC SAFETY		Total	84,468,559.09	Total Taxes Levied - ABSTRACT	58,162,624.32
Fire Protection	7,404,120.00	Prior Years Surplus Appropriated	2,900,000.00	Total Taxes Billed	58,438,368.16
Police Protection	6,668,978.06	REVENUES TOTAL	87,368,559.09	1991 TAXES COLLECTED	56,590,551.34
Civil Defense & Disaster Control	44,660.00	Reserve For Uncollected Taxes	1,815,700.00	1991 Taxes Cancelled, Abated or Adjusted	40,786.69
Environmental Inspection & Control	360,775.00	CAPITAL OUTLAY TOTAL	1,621,296.96	Transfer to Tax Title Liens or Foreclosed	456,481.52
Other Public Safety	39,125.00			Balance Outstanding Dec. 31, 1991	1,350,548.61
PUBLIC WORKS				PRIOR YEARS TAXES OUTSTANDING	
Streets and Drainage	3,024,200.00	Public Enterprises		Balance January 1, 1991	1,151,979.07
Sewers and Sewage Processing	1,092,200.00	Recreation-Culture	91,223.74	Collected in 1991	1,022,684.75
Garbage and Trash Disposal	1,801,400.00	Public Works	629,881.80	Cancelled, Abated or Adjusted 1991	2,913.64
Public Buildings and Grounds	1,733,075.00	Buildings and Grounds	809,017.16	Transfers to Tax Title Liens or Foreclosed	116,736.79
Other Public Works	380,100.00	Library and Education		Balance December 31, 1991	9,643.89
HEALTH and WELFARE		Conservation	91,174.26	TAX TITLE LIENS OUTSTANDING	
Health Services Except Environmental	524,334.00	All Other		Balance January 1, 1991	891,614.11
Welfare-Public Assistance	131,400.00	CAPITAL DEBT AUTHORIZED, DECEMBER 31, 1991		Transfer From Taxes	601,182.75
Hospital, Clinics, First Aid	7,000.00	ISSUED AND UNISSUED		Redeemed in 1991	232,270.11
Animal, Insect, & Rodent Control	35,800.00	School	452,000.00	Cancelled, Abated or Adjusted (1991)	
Other Welfare Services		Self-Liquidating		Transfers to Foreclosed Property	
RECREATION and CONSERVATION		Other	16,452,211	Balance December 31, 1991	1,260,526.75
Beaches and Boardwalks		Total	16,904,211	PROPERTY ACQUIRED BY DEED OR FORECLOSURE	
Parks, Playgrounds, Shade Trees	383,320.00	ISSUED AND OUTSTANDING		Balance January 1, 1991	103,542.50
Land Reclamation & Conservation	2,700.00	School	452,000.00	Transfers From Taxes or Liens	
Other Recreational Services	1,511,475.00	Self-Liquidating		Sale for Cash (1991)	
EDUCATION (excluding schools)		Other	16,275,161.22	Cancelled, Abated or Adjusted (1991)	
Libraries	1,395,000.00	Total	16,727,161.22	Balance December 31, 1991	103,542.50
Other Educational Services		EQUALIZED VALUATION BASIS		CURRENT FINANCES DECEMBER 31, 1991	
STATUTORY EXPENDITURES		FOR NET DEBT COMPUTATION	3,387,202,704	ASSETS	
Pensions & F. L. C. A.	4,690,000.00	REAL PROPERTY VALUATIONS		Cash Dec. 31, 1991	13,561,366.37
Employee Fringe Benefits	3,827,600.00	Code Class # of Parcels % VAL'N	ASSESSED VALUATION	Taxes Receivable	1,360,192.50
Other Statutory Expenditures		1 Vacant Land 584 1.23	37,116,100.00	Tax Title Liens	1,260,526.75
CETA And Other Public Employment Programs		2 Residential 9861 45.10	1,358,222,000.00	Foreclosed Property	103,542.50
MUNICIPAL FUNCTIONS TOTAL	39,342,366.15	3 Farm		Emergencies & Other Deferred Charges	18,000.00
CAPITAL IMPROVEMENTS *MEMO*	170,000.00	4a Commercial 948 12.88	387,984,700.00	State and Federal Aid Receivable	59,728.63
DEBT SERVICE		4b Industrial 225 38.63	1,163,523,000.00	Other Receivables	695.20
Principal Payments	1,991,266.32	4c Apartments 83 2.15	64,816,100.00	Total	16,364,051.95
Interest Payments	1,052,039.44	Total 11701	3,011,661,900.00	LIABILITIES, RESERVES, AND SURPLUS	
TYPE I SCHL DEBT *MEMO	270,775.00	Land Area 10.95 Sq. Miles		Cash Liabilities	10,169,598.75
DEFERRED CHARGES	9,188.44	Net Valuation Taxable-Municipal	3,024,062,264	Reserves for Receivables	2,724,956.95
SCHOOL, COUNTY, SPECIAL DISTRICT TAXES	42,912,414.98	Net Valuation Taxable-County	3,533,578,690	Surplus Dec. 31, 1991	3,469,496.25
RESERVE FOR UNCOLLECTED TAXES	1,815,700.00	State Equalized Valuation	3,443,711,632	Total	16,364,051.95
EXPENDITURES TOTAL	87,122,975.33	State Equalization Ratio	87.77		

0422
Population 1980 18,196
Population 1990 18,734
S & P Rating
Moody Rating AAA

General Tax Rate Per \$100. 4.63
State Equalized Tax Rate 2.99

LINDENWOLD BOROUGH - CAMDEN CO.
Form of Government
Borough Council
Number of Members - 6

PER CAPITA:
Gross Debt 334.67
Net Debt 253.60
Debt Service 42.16
Total Tax Levy 748.23
Municipal Expenditures 349.44
PER CENT:
Gross Debt 1.41
Net Debt 1.07
Tax Levy Collected 91.36
Tax Levy Cancelled, Abated or Adjusted .26

EXPENDITURES		REVENUES-REALIZED		1991 PROPERTY TAX	
GENERAL GOVERNMENT		1991 Property Taxes Collected		STATE EQUALIZED TAX RATE	
Governing Body & Public Boards			12,812,786.43	Local District School Taxes	.86 3,879,024.19
Municipal Clerk		1991 Payments in Lieu of Taxes		Regional & Consolidated School Tax	.56 2,550,223.59
Financial Administration	75,882.00	Delinquent Tax & Lien Collections	618,891.15	School Taxes in Municipal Budget	
Assessment of Taxes	36,328.00	Business Personalty Replacement Taxes	25,767.60	County Taxes	.86 3,864,706.93
Collection of Taxes	93,659.00	Taxes from Public Utilities	588,650.00	County Library Taxes	.03 117,002.39
Planning, Housing & Development	66,916.00	Other Miscellaneous Tax Revenues		Local Municipal Purpose Taxes	.69 3,097,802.00
Human Resources	279,919.00	State Aid Revenues	1,212,722.13	Veteran & Senior Citizen Taxes	121,350.00
Elections	8,750.00	Federal Aid Revenues		Total Taxes for Rate Computation	3.00 13,630,109.10
General Administration (other)	545,301.50	State and Local Fiscal Assistance Act Utilized		Special District Taxes	466,472.06
JUDICIARY		Sale of Acquired Property		Bank Corp. Taxes	
Municipal Courts	65,382.00	Other Miscellaneous Revenues	824,590.08	Added and Omitted Taxes	42,097.07
PUBLIC SAFETY		Total	16,083,407.39	Total Taxes Levied - ABSTRACT	14,017,328.23
Fire Protection		Prior Years Surplus Appropriated	500,000.00	Total Taxes Billed	14,025,152.72
Police Protection	1,279,079.77	REVENUES TOTAL	16,583,407.39	1991 TAXES COLLECTED	12,812,786.43
Civil Defense & Disaster Control	1,500.00	Reserve For Uncollected Taxes	1,129,000.00	1991 Taxes Cancelled, Abated or Adjusted	35,793.04
Environmental Inspection & Control	121,206.00	CAPITAL OUTLAY TOTAL	825,632.90	Transfer to Tax Title Liens or Foreclosed	380,690.03
Other Public Safety				Balance Outstanding Dec. 31, 1991	795,883.22
PUBLIC WORKS				PRIOR YEARS TAXES OUTSTANDING	
Streets and Drainage	577,185.00	Public Enterprises		Balance January 1, 1991	843,286.36
Sewers and Sewage Processing	1,500.00	Recreation-Culture		Collected in 1991	582,396.34
Garbage and Trash Disposal	517,535.00	Public Works	736,109.22	Cancelled, Abated or Adjusted 1991	23,261.29
Public Buildings and Grounds	33,122.00	Buildings and Grounds	89,523.68	Transfers to Tax Title Liens or Foreclosed	139,297.64
Other Public Works		Library and Education		Balance December 31, 1991	98,331.09
HEALTH and WELFARE		Conservation		TAX TITLE LIENS OUTSTANDING	
Health Services Except Environmental	28,478.00	All Other		Balance January 1, 1991	405,222.63
Welfare-Public Assistance	33,500.00	CAPITAL DEBT AUTHORIZED, DECEMBER 31, 1991		Transfer From Taxes	548,249.66
Hospital, Clinics, First Aid		ISSUED AND UNISSUED		Redeemed in 1991	36,494.81
Animal, Insect, & Rodent Control	6,000.00	School	1,518,629	Cancelled, Abated or Adjusted (1991)	
Other Welfare Services		Self-Liquidating		Transfers to Foreclosed Property	
RECREATION and CONSERVATION		Other	4,751,000	Balance December 31, 1991	916,977.48
Beaches and Boardwalks		Total	6,269,629	PROPERTY ACQUIRED BY DEED OR FORECLOSURE	
Parks, Playgrounds, Shade Trees	18,015.00			Balance January 1, 1991	394,950.00
Land Reclamation & Conservation		ISSUED AND OUTSTANDING		Transfers From Taxes or Liens	
Other Recreational Services	38,100.00	School	1,518,629.89	Sale for Cash (1991)	
EDUCATION (excluding schools)		Self-Liquidating		Cancelled, Abated or Adjusted (1991)	
Libraries	31,948.00	Other	4,751,000.00	Balance December 31, 1991	394,950.00
Other Educational Services		Total	6,269,629.89	CURRENT FINANCES DECEMBER 31, 1991	
STATUTORY EXPENDITURES		EQUALIZED VALUATION BASIS		ASSETS	
Pensions & F. I. C. A.	408,915.99	FOR NET DEBT COMPUTATION	444,324,782	Cash Dec. 31, 1991	3,421,255.54
Employee Fringe Benefits	343,599.80	REAL PROPERTY VALUATIONS		Taxes Receivable	894,214.31
Other Statutory Expenditures		Code Class # of Parcels % VAL'N ASSESSED VALUATION		Tax Title Liens	916,977.48
CETA And Other Public Employment Programs		1 Vacant Land 667 2.32	6,737,800.00	Foreclosed Property	394,950.00
MUNICIPAL FUNCTIONS TOTAL	4,621,822.06	2 Residential 4038 67.60	196,265,700.00	Emergencies & Other Deferred Charges	8,162.24
CAPITAL IMPROVEMENTS *MEMO*	34,000.00	3 Farm		State and Federal Aid Receivable	
DEBT SERVICE		4a Commercial 154 8.02	23,290,700.00	Other Receivables	2,023,272.49
Principal Payments	475,000.00	4b Industrial 7 1.11	3,214,100.00	Total	7,658,832.06
Interest Payments	314,872.00	4c Apartments 36 20.95	60,837,200.00	LIABILITIES, RESERVES, AND SURPLUS	
		Total 4902	290,345,500.00	Cash Liabilities	3,115,208.98
DEFERRED CHARGES	5,766.00	Land Area 3.92 Sq. Miles		Reserves for Receivables	4,129,414.29
SCHOOL, COUNTY, SPECIAL DISTRICT TAXES	10,877,429.16	Net Valuation Taxable-Municipal	291,979,079	Surplus Dec. 31, 1991	414,208.80
RESERVE FOR UNCOLLECTED TAXES	1,129,000.00	Net Valuation Taxable-County	455,521,192	Total	7,658,832.06
EXPENDITURES TOTAL	17,423,839.22	State Equalized Valuation	450,667,758		
		State Equalization Ratio	64.66		

0114

Population 1980 6,144
 Population 1990 6,866
 S & P Rating
 Moody Rating

General Tax Rate Per \$100.

2.07

State Equalized Tax Rate

2.12

LINWOOD CITY - ATLANTIC COUNTY

Form of Government
 City Charter Act (P.L. 1897 c. 30)
 Number of Members - 7

PER CAPITA:

Gross Debt 1,032.19
 Net Debt 859.55
 Debt Service 150.94
 Total Tax Levy 1,532.37
 Municipal Expenditures 775.10

PER CENT:

Gross Debt 1.57
 Net Debt 1.31
 Tax Levy Collected 96.25
 Tax Levy Cancelled, Abated or Adjusted 1.82

EXPENDITURES		REVENUES-REALIZED		1991 PROPERTY TAX	
GENERAL GOVERNMENT		1991 Property Taxes Collected		STATE EQUALIZED TAX RATE	
Governing Body & Public Boards			10,126,894.70	Local District School Taxes	.71
Municipal Clerk				Regional & Consolidated School Tax	.46
Financial Administration	55,456.51	1991 Payments in Lieu of Taxes	574.00	School Taxes in Municipal Budget	.04
Assessment of Taxes	14,337.00	Delinquent Tax & Lien Collections	426,492.37	County Taxes	.46 *
Collection of Taxes	59,340.27	Business Personality Replacement Taxes	40,940.28	County Library Taxes	
Planning, Housing & Development	13,404.73	Taxes from Public Utilities	400,046.00	Local Municipal Purpose Taxes	.46
Human Resources	67,477.80	Other Miscellaneous Tax Revenues		Veteran & Senior Citizen Taxes	
Elections	4,150.20	State Aid Revenues	505,322.30	Total Taxes for Rate Computation	2.13
General Administration (other)	463,968.13	Federal Aid Revenues		Special District Taxes	
JUDICIARY		State and Local Fiscal Assistance Act Utilized		Bank Corp. Taxes	
Municipal Courts	67,485.00	Sale of Acquired Property		Added and Omitted Taxes	
PUBLIC SAFETY		Other Miscellaneous Revenues	1,113,330.20	Total Taxes Levied - ABSTRACT	10,521,238.59
Fire Protection	240,905.52	Total	12,613,599.85	Total Taxes Billed	10,521,238.59
Police Protection	852,995.95	Prior Years Surplus Appropriated	484,934.00	1991 TAXES COLLECTED	10,126,894.70
Civil Defense & Disaster Control	2,167.02	REVENUES TOTAL	13,098,533.85	1991 Taxes Cancelled, Abated or Adjusted	192,000.00
Environmental Inspection & Control	59,065.18	Reserve For Uncollected Taxes	406,627.75	Transfer to Tax Title Liens or Foreclosed	6,936.26
Other Public Safety		CAPITAL OUTLAY TOTAL	724,904.99	Balance Outstanding Dec. 31, 1991	195,407.63
PUBLIC WORKS				PRIOR YEARS TAXES OUTSTANDING	
Streets and Drainage	554,366.30	Public Enterprises		Balance January 1, 1991	426,717.44
Sewers and Sewage Processing	253,170.96	Recreation—Culture	2,794.60	Collected in 1991	426,492.37
Garbage and Trash Disposal	293,125.44	Public Works	346,794.51	Cancelled, Abated or Adjusted 1991	
Public Buildings and Grounds	7,590.89	Buildings and Grounds	375,315.88	Transfers to Tax Title Liens or Foreclosed	
Other Public Works	27,274.49	Library and Education		Balance December 31, 1991	225.07
HEALTH and WELFARE		Conservation		TAX TITLE LIENS OUTSTANDING	
Health Services Except Environmental		All Other		Balance January 1, 1991	38,189.21
Welfare—Public Assistance	6,716.00	CAPITAL DEBT AUTHORIZED, DECEMBER 31, 1991		Transfer From Taxes	6,952.26
Hospital, Clinics, First Aid		ISSUED AND UNISSUED		Redeemed in 1991	512.50
Animal, Insect, & Rodent Control	5,333.28	School	1,170,000.00	Cancelled, Abated or Adjusted (1991)	
Other Welfare Services		Self-Liquidating		Transfers to Foreclosed Property	
RECREATION and CONSERVATION		Other	5,917,020.00	Balance December 31, 1991	44,628.97
Beaches and Boardwalks		Total	7,087,020.00	PROPERTY ACQUIRED BY DEED OR FORECLOSURE	
Parks, Playgrounds, Shade Trees	10,949.54	ISSUED AND OUTSTANDING		Balance January 1, 1991	82,784.00
Land Reclamation & Conservation		School	1,170,000.00	Transfers From Taxes or Liens	
Other Recreational Services	1,600.00	Self-Liquidating		Sale for Cash (1991)	
EDUCATION (excluding schools)		Other	5,913,520.00	Cancelled, Abated or Adjusted (1991)	
Libraries	158,008.40	Total	7,083,520.00	Balance December 31, 1991	82,784.00
Other Educational Services	475.00	EQUALIZED VALUATION BASIS		CURRENT FINANCES DECEMBER 31, 1991	
STATUTORY EXPENDITURES		FOR NET DEBT COMPUTATION	452,163,412	ASSETS	
Pensions & F. I. C. A.	312,945.00	REAL PROPERTY VALUATIONS		Cash Dec. 31, 1991	801,962.95
Employee Fringe Benefits	330,148.86	Code Class # of Parcels % VAL'N	ASSESSED VALUATION	Taxes Receivable	195,632.70
Other Statutory Expenditures	945.00	1 Vacant Land 310 4.93	24,712,300.00	Tax Title Liens	44,628.97
CETA And Other Public Employment Programs		2 Residential 2416 79.56	398,526,800.00	Foreclosed Property	82,784.00
MUNICIPAL FUNCTIONS TOTAL	3,863,402.47	3 Farm 6 .14	689,000.00	Emergencies & Other Deferred Charges	32,000.00
CAPITAL IMPROVEMENTS *MEMO*	25,000.00	4a Commercial 105 15.37	77,001,700.00	State and Federal Aid Receivable	
DEBT SERVICE		4b Industrial		Other Receivables	422,275.92
Principal Payments	479,000.00	4c Apartments		Total	1,579,284.54
Interest Payments	557,347.61	Total 2837	500,929,800.00	LIABILITIES, RESERVES, AND SURPLUS	
TYPE I SCHL DEBT *MEMO	241,480.73	Land Area 3.80 Sq. Miles		Cash Liabilities	466,074.01
DEFERRED CHARGES	15,475.73	Net Valuation Taxable—Municipal	502,366,500	Reserves for Receivables	745,321.59
SCHOOL, COUNTY, SPECIAL DISTRICT TAXES	8,152,291.55	Net Valuation Taxable—County	480,876,011	Surplus Dec. 31, 1991	367,888.94
RESERVE FOR UNCOLLECTED TAXES	406,627.75	State Equalized Valuation	491,056,288	Total	1,579,284.54
EXPENDITURES TOTAL	13,474,145.11	State Equalization Ratio	102.31		

1516

Population 1980 8,483
 Population 1990 13,333
 S & P Rating
 Moody Rating AAA

General Tax Rate Per \$100. 4.08
 State Equalized Tax Rate 1.99

LITTLE EGG HARBOR TWP. - OCEAN CO.
 Form of Government
 Township Committee
 Number of Members - 3

PER CAPITA:
 Gross Debt 1,093.12
 Net Debt 796.55
 Debt Service 58.24
 Total Tax Levy 1,344.00
 Municipal Expenditures 726.40

PER CENT:
 Gross Debt 1.68
 Net Debt 1.22
 Tax Levy Collected 91.40
 Tax Levy Cancelled, Abated or Adjusted .36

EXPENDITURES		REVENUES-REALIZED		1991 PROPERTY TAX	
GENERAL GOVERNMENT		1991 Property Taxes Collected		STATE EQUALIZED TAX RATE	
Governing Body & Public Boards		1991 Payments in Lieu of Taxes		Local District School Taxes	.55
Municipal Clerk		Delinquent Tax & Lien Collections	1,474,695.68	Regional & Consolidated School Tax	.63
Financial Administration	202,815.00	Business Personalty Replacement Taxes	23,647.80	School Taxes in Municipal Budget	
Assessment of Taxes	112,195.00	Taxes from Public Utilities	952,850.07	County Taxes	.38 *
Collection of Taxes	114,965.00	Other Miscellaneous Tax Revenues		County Library Taxes	.03
Planning, Housing & Development	222,439.00	State Aid Revenues	897,585.37	Local Municipal Purpose Taxes	.38
Human Resources	188,413.00	Federal Aid Revenues		Veteran & Senior Citizen Taxes	
Elections	2,850.00	State and Local Fiscal Assistance Act Utilized		Total Taxes for Rate Computation	1.97
General Administration (other)	815,018.10	Sale of Acquired Property		Special District Taxes	
JUDICIARY		Other Miscellaneous Revenues	873,870.79	Bank Corp. Taxes	
Municipal Courts	147,310.09	Total	20,742,360.33	Added and Omitted Taxes	
PUBLIC SAFETY		Prior Years Surplus Appropriated	2,960,000.00	Total Taxes Levied - ABSTRACT	17,919,485.71
Fire Protection	6,887.00	REVENUES TOTAL	23,702,360.33	Total Taxes Billed	18,075,186.70
Police Protection	1,550,423.34	Reserve For Uncollected Taxes	1,927,000.00	1991 TAXES COLLECTED	16,519,910.62
Civil Defense & Disaster Control	70,231.00	CAPITAL OUTLAY TOTAL	994,627.27	1991 Taxes Cancelled, Abated or Adjusted	65,877.09
Environmental Inspection & Control	59,200.00			Transfer to Tax Title Liens or Foreclosed	482,155.22
Other Public Safety				Balance Outstanding Dec. 31, 1991	1,007,243.77
PUBLIC WORKS				PRIOR YEARS TAXES OUTSTANDING	
Streets and Drainage	493,600.00	Public Enterprises		Balance January 1, 1991	1,455,312.80
Sewers and Sewage Processing	173,050.00	Recreation-Culture	19,265.38	Collected in 1991	1,152,430.86
Garbage and Trash Disposal	1,197,400.00	Public Works	943,375.20	Cancelled, Abated or Adjusted 1991	48,121.68
Public Buildings and Grounds	47,300.00	Buildings and Grounds	31,986.69	Transfers to Tax Title Liens or Foreclosed	211,872.80
Other Public Works	101,000.00	Library and Education		Balance December 31, 1991	42,887.46
HEALTH and WELFARE		Conservation		TAX TITLE LIENS OUTSTANDING	
Health Services Except Environmental	27,395.00	All Other		Balance January 1, 1991	566,239.86
Welfare-Public Assistance	58,700.00	CAPITAL DEBT AUTHORIZED, DECEMBER 31, 1991		Transfer from Taxes	726,148.89
Hospital, Clinics, First Aid	1,000.00	ISSUED AND UNISSUED		Redeemed in 1991	322,064.82
Animal, Insect, & Rodent Control	67,500.00	School	3,980,315	Cancelled, Abated or Adjusted (1991)	15,342.48
Other Welfare Services		Self-Liquidating		Transfers to Foreclosed Property	
RECREATION and CONSERVATION		Other	10,593,780	Balance December 31, 1991	954,981.45
Beaches and Boardwalks		Total	14,574,595	PROPERTY ACQUIRED BY DEED OR FORECLOSURE	
Parks, Playgrounds, Shade Trees				Balance January 1, 1991	611,700.00
Land Reclamation & Conservation	8,010.00	ISSUED AND OUTSTANDING		Transfers From Taxes or Liens	
Other Recreational Services	22,840.00	School		Sale for Cash (1991)	
EDUCATION (excluding schools)		Self-Liquidating		Cancelled, Abated or Adjusted (1991)	
Libraries	500.00	Other	8,318,150.00	Balance December 31, 1991	611,700.00
Other Educational Services		Total	8,318,150.00	CURRENT FINANCES DECEMBER 31, 1991	
STATUTORY EXPENDITURES		EQUALIZED VALUATION BASIS		ASSETS	
Pensions & F.L.C.A.	380,775.00	FOR NET DEBT COMPUTATION	869,109,390	Cash Dec. 31, 1991	2,594,551.81
Employee Fringe Benefits	754,421.00	REAL PROPERTY VALUATIONS		Taxes Receivable	1,050,131.23
Other Statutory Expenditures	20,586.00	Code Class # of Parcels % VAL'N		Tax Title Liens	954,981.45
CETA And Other Public Employment Programs		1 Vacant Land 3046 10.27	43,718,600.00	Foreclosed Property	611,700.00
MUNICIPAL FUNCTIONS TOTAL	6,846,873.53	2 Residential 6907 83.90	357,288,200.00	Emergencies & Other Deferred Charges	206,000.00
CAPITAL IMPROVEMENTS *MEMO*	12,607.34	3 Farm 3 .02	92,569.00	State and Federal Aid Receivable	632.04
DEBT SERVICE		4a Commercial 137 5.28	22,484,600.00	Other Receivables	464,122.75
Principal Payments	270,000.00	4b Industrial 2 .03	149,000.00	Total	5,882,119.28
Interest Payments	506,556.04	4c Apartments 2 .49	2,097,400.00	LIABILITIES, RESERVES, AND SURPLUS	
DEFERRED CHARGES	134,648.28	Total 10097	425,830,369.00	Cash Liabilities	1,333,574.46
SCHOOL COUNTY, SPECIAL DISTRICT TAXES	14,572,064.71	Land Area 49.50 Sq. Miles		Reserves for Receivables	3,080,935.43
RESERVE FOR UNCOLLECTED TAXES	1,927,000.00	Net Valuation Taxable-Municipal	430,124,402	Surplus Dec. 31, 1991	1,467,609.39
EXPENDITURES TOTAL	24,257,142.56	Net Valuation Taxable-County	907,643,162	Total	5,882,119.28
		State Equalized Valuation	279,228,015		
		State Equalization Ratio	48.67		

1605

Population 1980 11,496
 Population 1990 11,294
 S & P Rating
 Moody Rating AAA

General Tax Rate Per \$100.

2.04

State Equalized Tax Rate

1.56

LITTLE FALLS TOWNSHIP - PASSAIC CO.

Form of Government
 Township Committee
 Number of Members - 5

PER CAPITA:

Gross Debt 1,096.43
 Net Debt 1,020.12
 Debt Service 50.34
 Total Tax Levy 1,374.00
 Municipal Expenditures 674.88

PER CENT:

Gross Debt 1.27
 Net Debt 1.18
 Tax Levy Collected 88.72
 Tax Levy Cancelled, Abated or Adjusted 1.85

EXPENDITURES		REVENUES-REALIZED		1991 PROPERTY TAX	
GENERAL GOVERNMENT				STATE EQUALIZED TAX RATE	
Governing Body & Public Boards		1991 Property Taxes Collected	13,826,838.00	Local District School Taxes	3,941,396.50
Municipal Clerk	14,850.00	1991 Payments in Lieu of Taxes		Regional & Consolidated School Tax	2,720,284.17
Financial Administration	111,070.00	Delinquent Tax & Lien Collections	364,725.00	School Taxes in Municipal Budget	
Assessment of Taxes	59,757.00	Business Personalty Replacement Taxes	218,459.00	County Taxes	4,505,674.08
Collection of Taxes	57,447.00	Taxes from Public Utilities	892,266.00	County Library Taxes	
Planning, Housing & Development	36,022.00	Other Miscellaneous Tax Revenues		Local Municipal Purpose Taxes	4,313,502.00
Human Resources	93,003.00	State Aid Revenues	611,080.00	Veteran & Senior Citizen Taxes	125,700.00
Elections	4,075.00	Federal Aid Revenues		Total Taxes for Rate Computation	15,606,556.75
General Administration (other)	590,325.00	State and Local Fiscal Assistance Act Utilized		Special District Taxes	
JUDICIARY		Sale of Acquired Property		Bank Corp. Taxes	
Municipal Courts	76,317.00	Other Miscellaneous Revenues	609,933.00	Added and Omitted Taxes	37,095.00
PUBLIC SAFETY		Total	16,523,301.00	Total Taxes Levied - ABSTRACT	15,517,951.75
Fire Protection	245,433.00	Prior Years Surplus Appropriated	475,000.00	Total Taxes Billed	15,584,161.00
Police Protection	1,192,674.00	REVENUES TOTAL	16,998,301.00	1991 TAXES COLLECTED	13,826,838.00
Civil Defense & Disaster Control	3,544.00	Reserve For Uncollected Taxes	1,702,639.00	1991 Taxes Cancelled, Abated or Adjusted	288,838.00
Environmental Inspection & Control	81,446.00	CAPITAL OUTLAY TOTAL	1,095,976.00	Transfer to Tax Title Liens or Foreclosed	1,131,673.00
Other Public Safety				Balance Outstanding Dec. 31, 1991	336,812.00
PUBLIC WORKS				PRIOR YEARS TAXES OUTSTANDING	
Streets and Drainage	71,600.00	Public Enterprises		Balance January 1, 1991	605,766.00
Sewers and Sewage Processing	351,275.00	Recreation-Culture	17,409.00	Collected in 1991	360,204.00
Garbage and Trash Disposal	635,295.00	Public Works	853,613.00	Cancelled, Abated or Adjusted 1991	
Public Buildings and Grounds	2,000.00	Buildings and Grounds	224,954.00	Transfers to Tax Title Liens or Foreclosed	122,571.00
Other Public Works	539,503.00	Library and Education		Balance December 31, 1991	122,991.00
HEALTH and WELFARE		Conservation		TAX TITLE LIENS OUTSTANDING	
Health Services Except Environmental	38,690.00	All Other		Balance January 1, 1991	2,278,083.00
Welfare-Public Assistance	3,350.00			Transfer From Taxes	1,264,509.00
Hospital, Clinics, First Aid				Redeemed in 1991	4,521.00
Animal, Insect, & Rodent Control	100.00			Cancelled, Abated or Adjusted (1991)	
Other Welfare Services	650.00			Transfers to Foreclosed Property	
RECREATION and CONSERVATION				Balance December 31, 1991	3,538,071.00
Beaches and Boardwalks				PROPERTY ACQUIRED BY DEED OR	
Parks, Playgrounds, Shade Trees	9,688.00			FORECLOSURE	
Land Reclamation & Conservation	42,730.00			Balance January 1, 1991	12,080.00
Other Recreational Services	115,510.00			Transfers From Taxes or Liens	
EDUCATION (excluding schools)				Sale for Cash (1991)	
Libraries	293,205.00			Cancelled, Abated or Adjusted (1991)	
Other Educational Services				Balance December 31, 1991	12,080.00
STATUTORY EXPENDITURES				CURRENT FINANCES DECEMBER 31, 1991	
Pensions & F. L. C. A.	297,200.00			ASSETS	
Employee Fringe Benefits	254,000.00			Cash Dec. 31, 1991	1,061,814.00
Other Statutory Expenditures				Taxes Receivable	459,803.00
CETA And Other Public Employment Programs				Tax Title Liens	3,538,071.00
MUNICIPAL FUNCTIONS TOTAL	5,220,759.00			Foreclosed Property	12,080.00
CAPITAL IMPROVEMENTS *MEMO*	17,200.00			Emergencies & Other Deferred Charges	118,941.00
DEBT SERVICE				State and Federal Aid Receivable	55,004.00
Principal Payments	437,344.00			Other Receivables	56,906.00
Interest Payments	131,141.00			Total	5,302,619.00
DEFERRED CHARGES	130,202.00			LIABILITIES, RESERVES, AND SURPLUS	
SCHOOL, COUNTY, SPECIAL DISTRICT TAXES	11,167,334.75			Cash Liabilities	642,310.00
RESERVE FOR UNCOLLECTED TAXES	1,702,639.00			Reserves for Receivables	4,066,860.00
EXPENDITURES TOTAL	13,789,439.75			Surplus Dec. 31, 1991	593,449.00
				Total	5,302,619.00

0230
Population 1980 9,399
Population 1990 9,989
S & P Rating A
Moody Rating

General Tax Rate Per \$100. 2.30
State Equalized Tax Rate 1.71

LITTLE FERRY BORO. - BERGEN CO.
Form of Government
Borough Council
Number of Members - 6

PER CAPITA:
Gross Debt 407.67
Net Debt 401.38
Debt Service 50.65
Total Tax Levy 1,124.36
Municipal Expenditures 676.24

PER CENT:
Gross Debt .60
Net Debt .60
Tax Levy Collected 96.54
Tax Levy Cancelled, Abated or Adjusted .66

EXPENDITURES		REVENUES-REALIZED		1991 PROPERTY TAX	
GENERAL GOVERNMENT		1991 Property Taxes Collected		STATE EQUALIZED TAX RATE	
Governing Body & Public Boards		10,861,745.00		Local District School Taxes .79	
Municipal Clerk		1991 Payments in Lieu of Taxes		Regional & Consolidated School Tax	
Financial Administration	25,700.00	Delinquent Tax & Lien Collections		School Taxes in Municipal Budget	
Assessment of Taxes	21,435.00	Business Personalty Replacement Taxes		County Taxes .26	
Collection of Taxes	33,143.00	Taxes from Public Utilities		County Library Taxes	
Planning, Housing & Development	37,587.00	Other Miscellaneous Tax Revenues		Local Municipal Purpose Taxes .65	
Human Resources	96,257.00	State Aid Revenues		Veteran & Senior Citizen Taxes	
Elections	2,305.00	Federal Aid Revenues		Total Taxes for Rate Computation 1.70	
General Administration (other)	546,701.00	State and Local Fiscal Assistance Act Utilized		Special District Taxes	
JUDICIARY		Sale of Acquired Property		Bank Corp. Taxes	
Municipal Courts	59,502.00	Other Miscellaneous Revenues		Added and Omitted Taxes	
PUBLIC SAFETY		Total		Total Taxes Levied - ABSTRACT	
Fire Protection	145,795.00	Prior Years Surplus Appropriated		Total Taxes Billed	
Police Protection	1,439,626.00	REVENUES TOTAL		1991 TAXES COLLECTED	
Civil Defense & Disaster Control	4,125.00	Reserve For Uncollected Taxes		1991 Taxes Cancelled, Abated or Adjusted	
Environmental Inspection & Control	39,656.00	CAPITAL OUTLAY TOTAL		Transfer to Tax Title Liens or Foreclosed	
Other Public Safety		282,034.00		Balance Outstanding Dec. 31, 1991	
PUBLIC WORKS		Public Enterprises		PRIOR YEARS TAXES OUTSTANDING	
Streets and Drainage	462,376.00	Recreation-Culture		Balance January 1, 1991	
Sewers and Sewage Processing	780,802.00	Public Works		Collected in 1991	
Garbage and Trash Disposal	750,785.00	Buildings and Grounds		Cancelled, Abated or Adjusted 1991	
Public Buildings and Grounds	61,985.00	Library and Education		Transfers to Tax Title Liens or Foreclosed	
Other Public Works		Conservation		Balance December 31, 1991	
HEALTH and WELFARE		All Other		TAX TITLE LIENS OUTSTANDING	
Health Services Except Environmental	33,127.00	CAPITAL DEBT AUTHORIZED, DECEMBER 31, 1991		Balance January 1, 1991	
Welfare-Public Assistance	11,545.00	ISSUED AND UNISSUED GROSS DEBT NET DEBT		Transfer From Taxes	
Hospital, Clinics, First Aid		School		Redeemed in 1991	
Animal, Insect, & Rodent Control	1,943.00	Self-Liquidating		Cancelled, Abated or Adjusted (1991)	
Other Welfare Services		Other		Transfers to Foreclosed Property	
RECREATION and CONSERVATION		Total		Balance December 31, 1991	
Beaches and Boardwalks		4,072,192 4,009,377		PROPERTY ACQUIRED BY DEED OR	
Parks, Playgrounds, Shade Trees	28,450.00	ISSUED AND OUTSTANDING		FORECLOSURE	
Land Reclamation & Conservation	42,214.00	School		Balance January 1, 1991	
Other Recreational Services	22,816.00	Self-Liquidating		Transfers From Taxes or Liens	
EDUCATION (excluding schools)		Other		Sale for Cash (1991)	
Libraries	189,480.00	Total		Cancelled, Abated or Adjusted (1991)	
Other Educational Services		EQUALIZED VALUATION BASIS		Balance December 31, 1991	
STATUTORY EXPENDITURES		FOR NET DEBT COMPUTATION		CURRENT FINANCES DECEMBER 31, 1991	
Pensions & F. I. C. A.	323,871.00	REAL PROPERTY VALUATIONS		ASSETS	
Employee Fringe Benefits	315,000.00	Code Class # of Parcels % VAL'N ASSESSED VALUATION		Cash Dec. 31, 1991	
Other Statutory Expenditures		1 Vacant Land 64 1.52 7,328,000.00		Taxes Receivable	
CETA And Other Public Employment Programs		2 Residential 2243 60.29 290,093,700.00		Tax Title Liens	
MUNICIPAL FUNCTIONS TOTAL	5,475,226.00	3 Farm		Foreclosed Property	
CAPITAL IMPROVEMENTS * MEMO *	26,201.00	4a Commercial 116 11.56 55,611,300.00		Emergencies & Other Deferred Charges	
DEBT SERVICE		4b Industrial 81 14.24 68,517,100.00		State and Federal Aid Receivable	
Principal Payments	278,150.00	4c Apartments 24 12.39 59,605,400.00		Other Receivables	
Interest Payments	227,813.00	Total 2525 481,155,500.00		Total	
DEFERRED CHARGES	185,519.00	Land Area 1.50 Sq. Miles		LIABILITIES, RESERVES, AND SURPLUS	
SCHOOL, COUNTY, SPECIAL DISTRICT TAXES	6,920,691.03	Net Valuation Taxable-Municipal		Cash Liabilities	
RESERVE FOR UNCOLLECTED TAXES	583,246.00	Net Valuation Taxable-County		Reserves for Receivables	
EXPENDITURES TOTAL	13,675,645.03	State Equalized Valuation		Surplus Dec. 31, 1991	
		State Equalization Ratio 74.20		Total	

1323
Population 1980 5,548
Population 1990 5,721
S & P Rating
Moody Rating A1

General Tax Rate Per \$100. 1.96
State Equalized Tax Rate 1.96

LITTLE SILVER BORO. - MONMOUTH CO.
Form of Government
Borough Council
Number of Members - 6

PER CAPITA:
Gross Debt 1,172.72
Net Debt 898.07
Debt Service 111.12
Total Tax Levy 1,957.09
Municipal Expenditures 788.48
PER CENT:
Gross Debt 1.16
Net Debt .89
Tax Levy Collected 96.38
Tax Levy Cancelled, Abated or Adjusted

EXPENDITURES		REVENUES-REALIZED		1991 PROPERTY TAX	
GENERAL GOVERNMENT				STATE EQUALIZED TAX RATE	
Governing Body & Public Boards		1991 Property Taxes Collected	10,791,629.75	Local District School Taxes	4,054,912.00
Municipal Clerk		1991 Payments in Lieu of Taxes		Regional & Consolidated School Tax	2,191,808.36
Financial Administration	63,785.00	Delinquent Tax & Lien Collections	317,249.34	School Taxes in Municipal Budget	
Assessment of Taxes	29,216.00	Business Personalty Replacement Taxes	47,268.48	County Taxes	2,372,387.25
Collection of Taxes	30,246.00	Taxes from Public Utilities	450,219.00	County Library Taxes	87,701.58
Planning, Housing & Development	27,160.00	Other Miscellaneous Tax Revenues		Local Municipal Purpose Taxes	2,433,895.00
Human Resources	62,754.00	State Aid Revenues	275,208.61	Veteran & Senior Citizen Taxes	30,250.00
Elections	2,200.00	Federal Aid Revenues		Total Taxes for Rate Computation	11,170,954.19
General Administration (other)	326,509.00	State and Local Fiscal Assistance Act Utilized		Special District Taxes	
JUDICIARY		Sale of Acquired Property		Bank Corp. Taxes	
Municipal Courts	62,570.80	Other Miscellaneous Revenues	555,382.76	Added and Omitted Taxes	55,784.16
PUBLIC SAFETY		Total	12,436,957.94	Total Taxes Levied - ABSTRACT	11,196,488.35
Fire Protection	120,235.00	Prior Years Surplus Appropriated	726,273.00	Total Taxes Billed	11,196,488.35
Police Protection	736,143.31	REVENUES TOTAL	13,163,230.94	1991 TAXES COLLECTED	10,791,629.75
Civil Defense & Disaster Control	3,000.00	Reserve For Uncollected Taxes	599,050.05	1991 Taxes Cancelled, Abated or Adjusted	
Environmental Inspection & Control	31,255.00	CAPITAL OUTLAY TOTAL	410,699.77	Transfer to Tax Title Liens or Foreclosed	
Other Public Safety				Balance Outstanding Dec. 31, 1991	404,858.60
PUBLIC WORKS				PRIOR YEARS TAXES OUTSTANDING	
Streets and Drainage	323,799.00	Public Enterprises		Balance January 1, 1991	349,779.05
Sewers and Sewage Processing	262,600.00	Recreation-Culture		Collected in 1991	317,249.34
Garbage and Trash Disposal	496,103.00	Public Works		Cancelled, Abated or Adjusted 1991	
Public Buildings and Grounds	67,500.00	Buildings and Grounds	410,699.77	Transfers to Tax Title Liens or Foreclosed	
Other Public Works	20,000.00	Library and Education		Balance December 31, 1991	32,529.71
HEALTH and WELFARE		Conservation		TAX TITLE LIENS OUTSTANDING	
Health Services Except Environmental	18,928.00	All Other		Balance January 1, 1991	2,002.82
Welfare-Public Assistance	1,300.00	CAPITAL DEBT AUTHORIZED, DECEMBER 31, 1991		Transfer From Taxes	
Hospital, Clinics, First Aid		ISSUED AND UNISSUED		Redeemed in 1991	
Animal, Insect, & Rodent Control		School	1,571,287	Cancelled, Abated or Adjusted (1991)	
Other Welfare Services		Self-Liquidating		Transfers to Foreclosed Property	
RECREATION and CONSERVATION		Other	5,137,858	Balance December 31, 1991	2,002.82
Beaches and Boardwalks		Total	6,709,145	PROPERTY ACQUIRED BY DEED OR	
Parks, Playgrounds, Shade Trees	22,166.00			FORECLOSURE	
Land Reclamation & Conservation	1,350.00	ISSUED AND OUTSTANDING		Balance January 1, 1991	10,150.00
Other Recreational Services	13,250.00	School	1,571,287.81	Transfers From Taxes or Liens	
EDUCATION (excluding schools)		Self-Liquidating		Sale for Cash (1991)	
Libraries	63,299.00	Other	3,210,000.00	Cancelled, Abated or Adjusted (1991)	
Other Educational Services		Total	4,781,287.81	Balance December 31, 1991	10,150.00
STATUTORY EXPENDITURES		EQUALIZED VALUATION BASIS		CURRENT FINANCES DECEMBER 31, 1991	
Pensions & F. I. C. A.	252,723.00	FOR NET DEBT COMPUTATION	576,749,114	ASSETS	
Employee Fringe Benefits	212,905.00	REAL PROPERTY VALUATIONS		Cash Dec. 31, 1991	3,727,781.70
Other Statutory Expenditures		Code Class # of Parcels % VAL'N	ASSESSED VALUATION	Taxes Receivable	437,388.31
CETA And Other Public Employment Programs		1 Vacant Land 211 2.88	16,351,300.00	Tax Title Liens	2,002.82
MUNICIPAL FUNCTIONS TOTAL	3,256,502.61	2 Residential 2049 88.11	499,565,500.00	Foreclosed Property	10,150.00
CAPITAL IMPROVEMENTS *MEMO*	16,410.00	3 Farm 7 .09	537,300.00	Emergencies & Other Deferred Charges	2,400.00
DEBT SERVICE		4a Commercial 127 8.91	50,501,500.00	State and Federal Aid Receivable	
Principal Payments	375,592.44	4b Industrial		Other Receivables	6,305.26
Interest Payments	260,112.50	4c Apartments		Total	4,186,028.09
DEFERRED CHARGES	19,623.84	Total 2394	566,955,600.00	LIABILITIES, RESERVES, AND SURPLUS	
SCHOOL, COUNTY, SPECIAL DISTRICT TAXES	8,706,809.19	Land Area 2.80 Sq. Miles		Cash Liabilities	2,082,627.44
RESERVE FOR UNCOLLECTED TAXES	599,050.05	Net Valuation Taxable-Municipal	569,736,687	Reserves for Receivables	455,846.39
EXPENDITURES TOTAL	13,217,690.63	Net Valuation Taxable-County	588,503,900	Surplus Dec. 31, 1991	1,647,554.26
		State Equalized Valuation	569,566,651	Total	4,186,028.09
		State Equalization Ratio	1.00.03		

0710
Population 1980 28,040
Population 1990 26,609
S & P Rating
Moody Rating AA1

General Tax Rate Per \$100. 7.44
State Equalized Tax Rate 2.12

LIVINGSTON TOWNSHIP - ESSEX COUNTY
Form of Government
Council-Manager Plan E (OMCL 50)
Number of Members - 5

PER CAPITA:
Gross Debt 1,165.53
Net Debt 785.78
Debt Service 16.79
Total Tax Levy 2,483.55
Municipal Expenditures 821.64
PER CENT:
Gross Debt .97
Net Debt .66
Tax Levy Collected 98.51
Tax Levy Cancelled, Abated or Adjusted .12

EXPENDITURES		REVENUES-REALIZED		1991 PROPERTY TAX	
GENERAL GOVERNMENT				STATE EQUALIZED TAX RATE	
Governing Body & Public Boards		1991 Property Taxes Collected	65,164,614.86	Local District School Taxes 1.23	38,161,477.00
Municipal Clerk		1991 Payments in Lieu of Taxes		Regional & Consolidated School Tax	
Financial Administration	234,970.50	Delinquent Tax & Lien Collections	1,306,958.82	School Taxes in Municipal Budget	
Assessment of Taxes	73,588.50	Business Personalty Replacement Taxes	406,901.40	County Taxes .62	19,142,031.67
Collection of Taxes	129,315.00	Taxes from Public Utilities	2,184,995.00	County Library Taxes	
Planning, Housing & Development	101,513.00	Other Miscellaneous Tax Revenues	185,265.22	Local Municipal Purpose Taxes .27	8,481,496.36
Human Resources	365,481.00	State Aid Revenues	1,177,561.45	Veteran & Senior Citizen Taxes	169,100.00
Elections	9,800.00	Federal Aid Revenues		Total Taxes for Rate Computation 2.12	65,954,105.03
General Administration (other)	1,923,805.00	State and Local Fiscal Assistance Act Utilized		Special District Taxes	
JUDICIARY		Sale of Acquired Property		Bank Corp. Taxes	
Municipal Courts	367,443.89	Other Miscellaneous Revenues	5,261,156.69	Added and Omitted Taxes	299,681.70
PUBLIC SAFETY		Total	75,687,453.44	Total Taxes Levied - ABSTRACT	66,084,686.73
Fire Protection	244,794.00	Prior Years Surplus Appropriated	5,120,000.00	Total Taxes Billed	66,150,630.66
Police Protection	2,925,773.02	REVENUES TOTAL	80,807,453.44	1991 TAXES COLLECTED	65,164,614.86
Civil Defense & Disaster Control	10,000.00	Reserve For Uncollected Taxes	2,350,503.62	1991 Taxes Cancelled, Abated or Adjusted	79,144.98
Environmental Inspection & Control	213,972.00	CAPITAL OUTLAY TOTAL	2,004,712.67	Transfer to Tax Title Liens or Foreclosed	226,159.72
Other Public Safety				Balance Outstanding Dec. 31, 1991	683,711.10
PUBLIC WORKS				PRIOR YEARS TAXES OUTSTANDING	
Streets and Drainage	1,422,363.00	Public Enterprises	335,963.50	Balance January 1, 1991	1,889,508.85
Sewers and Sewage Processing	2,004,873.00	Recreation-Culture	205,583.25	Collected in 1991	1,137,978.23
Garbage and Trash Disposal	2,741,917.00	Public Works	77,326.65	Cancelled, Abated or Adjusted 1991	
Public Buildings and Grounds	278,839.00	Buildings and Grounds	120,639.84	Transfers to Tax Title Liens or Foreclosed	48,416.36
Other Public Works		Library and Education	776.14	Balance December 31, 1991	703,114.26
HEALTH and WELFARE		Conservation	1,264,423.29	TAX TITLE LIENS OUTSTANDING	
Health Services Except Environmental	433,636.40	All Other		Balance January 1, 1991	525,366.24
Welfare-Public Assistance	30,709.00	CAPITAL DEBT AUTHORIZED, DECEMBER 31, 1991		Transfer From Taxes	284,515.90
Hospital, Clinics, First Aid		ISSUED AND UNISSUED		Redeemed in 1991	168,980.59
Animal, Insect, & Rodent Control		School	8,850,000	Cancelled, Abated or Adjusted (1991)	41,645.88
Other Welfare Services	2,500.00	Self-Liquidating	1,004,477	Transfers to Foreclosed Property	
RECREATION and CONSERVATION		Other	21,159,005	Balance December 31, 1991	599,255.67
Beaches and Boardwalks		Total	31,013,482	PROPERTY ACQUIRED BY DEED OR FORECLOSURE	
Parks, Playgrounds, Shade Trees		ISSUED AND OUTSTANDING		Balance January 1, 1991	312,050.00
Land Reclamation & Conservation		School	8,850,000.00	Transfers From Taxes or Liens	
Other Recreational Services	893,053.00	Self-Liquidating	998,640.00	Sale for Cash (1991)	19,000.00
EDUCATION (excluding schools)		Other	21,121,188.23	Cancelled, Abated or Adjusted (1991)	
Libraries	1,235,000.00	Total	30,969,828.23	Balance December 31, 1991	293,050.00
Other Educational Services	2,500.00	EQUALIZED VALUATION BASIS		CURRENT FINANCES DECEMBER 31, 1991	
STATUTORY EXPENDITURES		FOR NET DEBT COMPUTATION	3,185,556.194	ASSETS	
Pensions & F. I. C. A.	882,984.00	REAL PROPERTY VALUATIONS		Cash Dec. 31, 1991	12,030,838.56
Employee Fringe Benefits	617,146.00	Code Class # of Parcels % VAL'N		Taxes Receivable	1,386,825.36
Other Statutory Expenditures		1 Vacant Land 345 3.10	27,278,100.00	Tax Title Liens	599,255.67
CETA And Other Public Employment Programs		2 Residential 8818 71.71	631,116,000.00	Foreclosed Property	293,050.00
MUNICIPAL FUNCTIONS		3 Farm 7	69,000.00	Emergencies & Other Deferred Charges	103,850.84
CAPITAL IMPROVEMENTS *MEMO*	17,201,026.31	4a Commercial 266 22.89	201,477,200.00	State and Federal Aid Receivable	266,960.78
DEBT SERVICE		4b Industrial 49 2.30	20,203,900.00	Other Receivables	2,300,425.81
Principal Payments	375,108.50	4c Apartments		Total	16,981,207.02
Interest Payments	71,774.41	Total 9485	880,144,200.00	LIABILITIES, RESERVES, AND SURPLUS	
DEFERRED CHARGES	1,804,547.09	Land Area 14.00 Sq. Miles		Cash Liabilities	3,172,484.02
SCHOOL, COUNTY, SPECIAL DISTRICT TAXES	57,303,508.67	Net Valuation Taxable-Municipal	885,093,400	Reserves for Receivables	4,575,556.84
RESERVE FOR UNCOLLECTED TAXES	2,350,503.62	Net Valuation Taxable-County	3,271,790,245	Surplus Dec. 31, 1991	9,229,166.16
EXPENDITURES TOTAL	79,166,468.60	State Equalized Valuation	3,096,428,652	Total	16,981,207.02
		State Equalization Ratio	28.47		

1324

Population 1980 369
 Population 1990 380
 S & P Rating
 Moody Rating

General Tax Rate Per \$100.

2.68

State Equalized Tax Rate

2.01

LOCH ARBOUR VILLAGE - MONMOUTH CO.
 Form of Government
 Village Board of Trustees
 Number of Members - 5

PER CAPITA:

Gross Debt 244,74
 Net Debt 11.84
 Debt Service 22.11
 Total Tax Levy 2,247.28
 Municipal Expenditures 1,244.00

PER CENT:

Gross Debt .24
 Net Debt .01
 Tax Levy Collected 95.43
 Tax Levy Cancelled, Abated or Adjusted

EXPENDITURES		REVENUES-REALIZED		1991 PROPERTY TAX	
GENERAL GOVERNMENT				STATE EQUALIZED TAX RATE	
Governing Body & Public Boards		1991 Property Taxes Collected	815,112.29	Local District School Taxes	
Municipal Clerk		1991 Payments in Lieu of Taxes		Regional & Consolidated School Tax	1.03
Financial Administration	15,200.00	Delinquent Tax & Lien Collections	26,472.35	School Taxes in Municipal Budget	
Assessment of Taxes	910.00	Business Personalty Replacement Taxes	4,101.40	County Taxes	.37 *
Collection of Taxes	5,400.00	Taxes from Public Utilities	22,287.00	County Library Taxes	.01
Planning, Housing & Development	1,625.00	Other Miscellaneous Tax Revenues		Local Municipal Purpose Taxes	.59
Human Resources		State Aid Revenues	16,245.00	Veteran & Senior Citizen Taxes	2,450.00
Elections		Federal Aid Revenues		Total Taxes for Rate Computation	2.00
General Administration (other)	41,950.00	State and Local Fiscal Assistance Act Utilized		Special District Taxes	
JUDICIARY		Sale of Acquired Property		Bank Corp. Taxes	
Municipal Courts	8,500.00	Other Miscellaneous Revenues	139,016.97	Added and Omitted Taxes	6,086.60
PUBLIC SAFETY		Total	1,023,235.01	Total Taxes Levied - ABSTRACT	853,967.77
Fire Protection	15,879.00	Prior Years Surplus Appropriated	91,000.00	Total Taxes Billed	854,139.01
Police Protection	136,500.00	REVENUES TOTAL	1,114,235.01	1991 TAXES COLLECTED	815,112.29
Civil Defense & Disaster Control	750.00	Reserve For Uncollected Taxes	42,984.80	1991 Taxes Cancelled, Abated or Adjusted	
Environmental Inspection & Control		CAPITAL OUTLAY TOTAL	946.00	Transfer to Tax Title Liens or Foreclosed	
Other Public Safety				Balance Outstanding Dec. 31, 1991	39,026.72
PUBLIC WORKS				PRIOR YEARS TAXES OUTSTANDING	
Streets and Drainage	14,400.00	Public Enterprises		Balance January 1, 1991	30,498.42
Sewers and Sewage Processing	36,888.00	Recreation-Culture		Collected in 1991	26,472.35
Garbage and Trash Disposal	54,878.00	Public Works	946.00	Cancelled, Abated or Adjusted 1991	
Public Buildings and Grounds	12,340.00	Buildings and Grounds		Transfers to Tax Title Liens or Foreclosed	
Other Public Works		Library and Education		Balance December 31, 1991	4,026.07
HEALTH and WELFARE		Conservation		TAX TITLE LIENS OUTSTANDING	
Health Services Except Environmental	1,100.00	All Other		Balance January 1, 1991	
Welfare-Public Assistance	400.00			Transfer From Taxes	
Hospital, Clinics, First Aid				Redeemed in 1991	
Animal, Insect, & Rodent Control	425.00			Cancelled, Abated or Adjusted (1991)	
Other Welfare Services				Transfers to Foreclosed Property	
RECREATION and CONSERVATION				Balance December 31, 1991	
Beaches and Boardwalks	44,325.00			PROPERTY ACQUIRED BY DEED OR	
Parks, Playgrounds, Shade Trees				FORECLOSURE	
Land Reclamation & Conservation	1,155.00			Balance January 1, 1991	
Other Recreational Services				Transfers From Taxes or Liens	
EDUCATION (excluding schools)				Sale for Cash (1991)	
Libraries				Cancelled, Abated or Adjusted (1991)	
Other Educational Services				Balance December 31, 1991	
STATUTORY EXPENDITURES				CURRENT FINANCES DECEMBER 31, 1991	
Pensions & F. I. C. A.	7,235.00			ASSETS	
Employee Fringe Benefits	19,360.00			Cash Dec. 31, 1991	219,633.54
Other Statutory Expenditures				Taxes Receivable	43,052.79
CETA And Other Public Employment Programs				Tax Title Liens	
MUNICIPAL FUNCTIONS TOTAL	420,270.00			Foreclosed Property	
CAPITAL IMPROVEMENTS *MEMO*	2,000.00			Emergencies & Other Deferred Charges	2,798.56
DEBT SERVICE				State and Federal Aid Receivable	
Principal Payments	7,860.00			Other Receivables	
Interest Payments	543.85			Total	265,484.89
DEFERRED CHARGES	1,060.00			LIABILITIES, RESERVES, AND SURPLUS	
SCHOOL, COUNTY, SPECIAL DISTRICT TAXES	598,326.17			Cash Liabilities	35,559.20
RESERVE FOR UNCOLLECTED TAXES	42,984.80			Reserves for Receivables	43,052.79
EXPENDITURES TOTAL	1,071,044.62			Surplus Dec. 31, 1991	186,872.90
				Total	265,484.89

0231

Population 1980 23,956
 Population 1990 22,355
 S & P Rating
 Moody Rating AAA

General Tax Rate Per \$100.

2.78

State Equalized Tax Rate

2.21

LODI BOROUGH - BERGEN COUNTY
 Form of Government
 Mayor-Council Plan B (OMCL 50)
 Number of Members - 7

PER CAPITA:

Gross Debt 795.45
 Net Debt 699.74
 Debt Service 60.66
 Total Tax Levy 1,214.93
 Municipal Expenditures 627.35

PER CENT:

Gross Debt 1.43
 Net Debt 1.25
 Tax Levy Collected 92.80
 Tax Levy Cancelled, Abated or Adjusted .10

EXPENDITURES		REVENUES-REALIZED		1991 PROPERTY TAX	
GENERAL GOVERNMENT				STATE EQUALIZED TAX RATE	
Governing Body & Public Boards	14,000.00	1991 Property Taxes Collected		Local District School Taxes	1.17 14,465,909.00
Municipal Clerk	100,000.00	1991 Payments in Lieu of Taxes		Regional & Consolidated School Tax	
Financial Administration	151,500.00	Delinquent Tax & Lien Collections		School Taxes in Municipal Budget	
Assessment of Taxes	57,500.00	Business Personalty Replacement Taxes		County Taxes	.25 3,047,527.38
Collection of Taxes	77,100.00	Taxes from Public Utilities		County Library Taxes	
Planning, Housing & Development	9,900.00	Other Miscellaneous Tax Revenues		Local Municipal Purpose Taxes	.78 9,646,343.67
Human Resources	116,246.00	State Aid Revenues		Veteran & Senior Citizen Taxes	336,450.00
Elections	13,000.00	Federal Aid Revenues		Total Taxes for Rate Computation	2.20 27,496,230.05
General Administration (other)	1,346,150.00	State and Local Fiscal Assistance Act Utilized		Special District Taxes	
JUDICIARY		Sale of Acquired Property		Bank Corp. Taxes	
Municipal Courts	150,712.00	Other Miscellaneous Revenues		Added and Omitted Taxes	
PUBLIC SAFETY		Total		Total Taxes Levied - ABSTRACT	27,159,780.05
Fire Protection	140,545.90	Prior Years Surplus Appropriated		Total Taxes Billed	13,134,150.54
Police Protection	2,423,075.00	REVENUES TOTAL		1991 TAXES COLLECTED	12,188,736.03
Civil Defense & Disaster Control	2,250.00	Reserve For Uncollected Taxes		1991 Taxes Cancelled, Abated or Adjusted	12,850.74
Environmental Inspection & Control	173,976.00	CAPITAL OUTLAY TOTAL		Transfer to Tax Title Liens or Foreclosed	
Other Public Safety				Balance Outstanding Dec. 31, 1991	932,563.77
PUBLIC WORKS				PRIOR YEARS TAXES OUTSTANDING	
Streets and Drainage	995,000.00	Public Enterprises		Balance January 1, 1991	1,023,108.30
Sewers and Sewage Processing	1,100,000.00	Recreation-Culture		Collected in 1991	568,977.56
Garbage and Trash Disposal	1,615,000.00	Public Works		Cancelled, Abated or Adjusted 1991	
Public Buildings and Grounds		Buildings and Grounds		Transfers to Tax Title Liens or Foreclosed	
Other Public Works	69,500.00	Library and Education		Balance December 31, 1991	454,130.74
HEALTH and WELFARE		Conservation		TAX TITLE LIENS OUTSTANDING	
Health Services Except Environmental	73,100.00	All Other		Balance January 1, 1991	95,786.21
Welfare-Public Assistance	64,950.00	CAPITAL DEBT AUTHORIZED, DECEMBER 31, 1991		Transfer From Taxes	
Hospital, Clinics, First Aid	33,398.00	ISSUED AND UNISSUED GROSS DEBT NET DEBT		Redeemed in 1991	15,929.16
Animal, Insect, & Rodent Control		School 1,612,000		Cancelled, Abated or Adjusted (1991)	
Other Welfare Services		Self-Liquidating 987,000		Transfers to Foreclosed Property	
RECREATION and CONSERVATION		Other 15,183,204		Balance December 31, 1991	75,857.05
Beaches and Boardwalks		Total 17,782,204		PROPERTY ACQUIRED BY DEED OR FORECLOSURE	
Parks, Playgrounds, Shade Trees		ISSUED AND OUTSTANDING		Balance January 1, 1991	18,247.50
Land Reclamation & Conservation	128,000.00	School 1,612,000.00		Transfers From Taxes or Liens	
Other Recreational Services	171,500.00	Self-Liquidating 987,000.00		Sale for Cash (1991)	
EDUCATION (excluding schools)		Other 12,123,265.70		Cancelled, Abated or Adjusted (1991)	
Libraries	460,000.00	Total 14,722,265.70		Balance December 31, 1991	18,247.50
Other Educational Services		EQUALIZED VALUATION BASIS		CURRENT FINANCES DECEMBER 31, 1991	
STATUTORY EXPENDITURES		FOR NET DEBT COMPUTATION		ASSETS	
Pensions & F. I. C. A.	417,200.00	REAL PROPERTY VALUATIONS		Cash Dec. 31, 1991	
Employee Fringe Benefits	1,100,000.00	Code Class # of Parcels % VAL'N ASSESSED VALUATION		Taxes Receivable	1,386,694.51
Other Statutory Expenditures		1 Vacant Land 147 1.24 12,132,100.00		Tax Title Liens	75,857.05
CETA And Other Public Employment Programs		2 Residential 4358 63.31 619,520,700.00		Foreclosed Property	18,247.50
MUNICIPAL FUNCTIONS TOTAL	11,003,602.90	3 Farm 295 14.48 141,702,300.00		Emergencies & Other Deferred Charges	1,068,849.10
CAPITAL IMPROVEMENTS *MEMO*	25,000.00	4a Commercial 115 12.42 121,506,500.00		State and Federal Aid Receivable	310,090.24
DEBT SERVICE		4b Industrial 85 8.55 83,701,000.00		Other Receivables	797,175.84
Principal Payments	574,000.00	4c Apartments 500 79.39 978,562,600.00		Total	3,656,914.24
Interest Payments	782,000.00	Total 2.20 Sq. Miles		LIABILITIES, RESERVES, AND SURPLUS	
DEFERRED CHARGES	352,000.00	Net Valuation Taxable-Municipal		Cash Liabilities	1,026,782.44
SCHOOL, COUNTY, SPECIAL DISTRICT TAXES	17,513,436.38	Net Valuation Taxable-County		Reserves for Receivables	2,277,974.90
RESERVE FOR UNCOLLECTED TAXES	1,312,695.01	State Equalized Valuation		Surplus Dec. 31, 1991	352,156.90
EXPENDITURES TOTAL	31,537,734.29	State Equalization Ratio		Total	3,656,914.24

0809

Population 1980 3,078
 Population 1990 5,147
 S & P Rating
 Moody Rating AAA

General Tax Rate Per \$100.

1.97

State Equalized Tax Rate

1.77

LOGAN TWP. - GLOUCESTER CO.
 Form of Government
 Small Municipality Plan C (OMCL 50)
 Number of Members - 5

PER CAPITA:

Gross Debt 291.72
 Net Debt 291.72
 Debt Service 30.95
 Total Tax Levy 1,373.73
 Municipal Expenditures 708.05

PER CENT:

Gross Debt .46
 Net Debt .46
 Tax Levy Collected 92.71
 Tax Levy Cancelled, Abated or Adjusted 1.06

EXPENDITURES		REVENUES-REALIZED		1991 PROPERTY TAX	
GENERAL GOVERNMENT				STATE EQUALIZED TAX RATE	
Governing Body & Public Boards	16,300.00	1991 Property Taxes Collected	5,565,064.27	Local District School Taxes	1.12 4,070,876.00
Municipal Clerk	12,950.00	1991 Payments in Lieu of Taxes		Regional & Consolidated School Tax	
Financial Administration	64,528.20	Delinquent Tax & Lien Collections	449,056.26	School Taxes in Municipal Budget	
Assessment of Taxes	36,850.00	Business Penalty Replacement Taxes	66,547.52	County Taxes	.62 2,275,394.55
Collection of Taxes	28,775.00	Taxes from Public Utilities	498,816.00	County Library Taxes	.62 90,648.00
Planning, Housing & Development	61,600.00	Other Miscellaneous Tax Revenues		Local Municipal Purpose Taxes	
Human Resources	73,714.75	State Aid Revenues	218,042.37	Veteran & Senior Citizen Taxes	29,550.00
Elections	2,000.00	Federal Aid Revenues		Total Taxes for Rate Computation	1.76 6,470,648.55
General Administration (other)	490,525.00	State and Local Fiscal Assistance Act Utilized		Special District Taxes	
JUDICIARY		Sale of Acquired Property		Bank Corp. Taxes	
Municipal Courts	51,949.03	Other Miscellaneous Revenues	2,359,161.14	Added and Omitted Taxes	629,692.84
PUBLIC SAFETY		Total	10,156,687.56	Total Taxes Levied - ABSTRACT	7,070,611.39
Fire Protection	120,339.80	Prior Years Surplus Appropriated	1,360,271.00	Total Taxes Billed	7,081,418.65
Police Protection	585,513.33	REVENUES TOTAL	11,516,958.56	1991 TAXES COLLECTED	6,565,064.27
Civil Defense & Disaster Control	7,975.00	Reserve For Uncollected Taxes	639,680.00	1991 Taxes Cancelled, Abated or Adjusted	75,012.34
Environmental Inspection & Control	157,125.00	CAPITAL OUTLAY TOTAL	406,220.99	Transfer to Tax Title Liens or Foreclosed	85,289.65
Other Public Safety				Balance Outstanding Dec. 31, 1991	356,052.39
PUBLIC WORKS				PRIOR YEARS TAXES OUTSTANDING	
Streets and Drainage	133,000.00	Public Enterprises		Balance January 1, 1991	479,541.77
Sewers and Sewage Processing		Recreation-Culture		Collected in 1991	441,946.31
Garbage and Trash Disposal	408,000.00	Public Works	403,320.99	Cancelled, Abated or Adjusted 1991	
Public Buildings and Grounds	58,000.00	Buildings and Grounds	2,900.00	Transfers to Tax Title Liens or Foreclosed	23,140.19
Other Public Works	6,000.00	Library and Education		Balance December 31, 1991	14,455.27
HEALTH and WELFARE		Conservation		TAX TITLE LIENS OUTSTANDING	
Health Services Except Environmental	1,700.00	All Other		Balance January 1, 1991	212,375.45
Welfare-Public Assistance	4,570.00	CAPITAL DEBT AUTHORIZED, DECEMBER 31, 1991		Transfer From Taxes	111,740.02
Hospital, Clinics, First Aid		ISSUED AND UNISSUED GROSS DEBT NET DEBT		Redeemed in 1991	7,109.95
Animal, Insect, & Rodent Control	5,000.00	School		Cancelled, Abated or Adjusted (1991)	
Other Welfare Services		Self-Liquidating		Transfers to Foreclosed Property	8,332.43
RECREATION and CONSERVATION		Other	1,501,500	Balance December 31, 1991	308,673.09
Beaches and Boardwalks		Total	1,501,500	PROPERTY ACQUIRED BY DEED OR	
Parks, Playgrounds, Shade Trees	53,125.00			FORECLOSURE	
Land Reclamation & Conservation	45,834.26	ISSUED AND OUTSTANDING		Balance January 1, 1991	31,922.57
Other Recreational Services	3,000.00	School		Transfers From Taxes or Liens	8,332.43
EDUCATION (excluding schools)		Self-Liquidating		Sale for Cash (1991)	
Libraries		Other	1,282,000.00	Cancelled, Abated or Adjusted (1991)	
Other Educational Services		Total	1,282,000.00	Balance December 31, 1991	40,255.00
STATUTORY EXPENDITURES		EQUALIZED VALUATION BASIS		CURRENT FINANCES DECEMBER 31, 1991	
Pensions & F. I. C. A.	157,000.00	FOR NET DEBT COMPUTATION	327,094,293	ASSETS	
Employee Fringe Benefits	120,000.00	REAL PROPERTY VALUATIONS		Cash Dec. 31, 1991	3,662,418.24
Other Statutory Expenditures	5,000.00	Code Class # of Parcels % VAL'N ASSESSED VALUATION		Taxes Receivable	370,507.66
CETA And Other Public Employment Programs		1 Vacant Land 563 5.71 18,564,600.00		Tax Title Liens	308,673.09
MUNICIPAL FUNCTIONS TOTAL	2,710,374.37	2 Residential 1608 41.55 135,175,500.00		Foreclosed Property	40,255.00
CAPITAL IMPROVEMENTS *#E#O*	205,000.00	3 Farm 270 2.83 9,217,200.00		Emergencies & Other Deferred Charges	53,000.00
DEBT SERVICE		4a Commercial 102 42.73 139,029,500.00		State and Federal Aid Receivable	36,606.42
Principal Payments	150,000.00	4b Industrial 6 7.18 23,348,300.00		Other Receivables	31,315.60
Interest Payments	9,274.17	4c Apartments		Total	4,502,776.01
DEFERRED CHARGES	135,000.00	Total 2549 325,335,100.00		LIABILITIES, RESERVES, AND SURPLUS	
SCHOOL, COUNTY, SPECIAL DISTRICT TAXES	6,440,918.55	Land Area 23.42 Sq. Miles		Cash Liabilities	1,087,903.45
RESERVE FOR UNCOLLECTED TAXES	639,680.00	Net Valuation Taxable-Municipal	327,498,772	Reserves for Receivables	750,751.35
EXPENDITURES TOTAL	10,085,247.09	Net Valuation Taxable-County	364,662,828	Surplus Dec. 31, 1991	2,664,121.21
		State Equalized Valuation	364,492,550	Total	4,502,776.01
		State Equalization Ratio	89.79		

1517

Population 1980 3,488
 Population 1990 3,407
 S & P Rating
 Moody Rating AAA

General Tax Rate Per \$100.

.94

State Equalized Tax Rate

.95

LONG BEACH TWP. - OCEAN CO.
 Form of Government
 Commission (1911)
 Number of Members - 3

PER CAPITA:

Gross Debt 5,098.82
 Net Debt 2,634.41
 Debt Service 159.16
 Total Tax Levy 6,393.69
 Municipal Expenditures 2,784.68

PER CENT:

Gross Debt .74
 Net Debt .38
 Tax Levy Collected 96.55
 Tax Levy Cancelled, Abated or Adjusted

EXPENDITURES		REVENUES-REALIZED		1991 PROPERTY TAX	
GENERAL GOVERNMENT				STATE EQUALIZED TAX RATE	
Governing Body & Public Boards				Local District School Taxes	
Municipal Clerk	146,950.00	1991 Property Taxes Collected	21,032,677.53	Regional & Consolidated School Tax	.24 5,385,389.62
Financial Administration	50,200.00	1991 Payments in Lieu of Taxes		School Taxes in Municipal Budget	.09 1,959,165.77
Assessment of Taxes	107,450.00	Delinquent Tax & Lien Collections	737,572.63	County Taxes	.37 8,471,923.38
Collection of Taxes	127,600.00	Business Personalty Replacement Taxes	26,800.40	County Library Taxes	.03 687,717.81
Planning, Housing & Development	88,100.00	Taxes from Public Utilities	640,650.00	Local Municipal Purpose Taxes	.23 5,235,926.00
Human Resources	154,349.00	Other Miscellaneous Tax Revenues		Veteran & Senior Citizen Taxes	77,700.00
Elections	2,000.00	State Aid Revenues	126,022.04	Total Taxes for Rate Computation	.96 21,817,822.58
General Administration (other)	408,064.95	Federal Aid Revenues		Special District Taxes	
JUDICIARY		State and Local Fiscal Assistance Act Utilized		Bank Corp. Taxes	
Municipal Courts	84,758.04	Sale of Acquired Property		Added and Omitted Taxes	43,179.54
PUBLIC SAFETY		Other Miscellaneous Revenues	1,579,670.29	Total Taxes Levied - ABSTRACT	21,783,302.12
Fire Protection	133,750.00	Total	24,143,392.89	Total Taxes Billed	21,783,302.12
Police Protection	1,892,075.00	Prior Years Surplus Appropriated	1,679,633.00	1991 TAXES COLLECTED	21,032,677.53
Civil Defense & Disaster Control	2,800.00	REVENUES TOTAL	25,823,025.89	1991 Taxes Cancelled, Abated or Adjusted	
Environmental Inspection & Control	63,210.05	Reserve For Uncollected Taxes	948,142.00	Transfer to Tax Title Liens or Foreclosed	
Other Public Safety		CAPITAL OUTLAY TOTAL	3,237,321.18	Balance Outstanding Dec. 31, 1991	750,624.59
PUBLIC WORKS				PRIOR YEARS TAXES OUTSTANDING	
Streets and Drainage	672,025.00	Public Enterprises	979,137.69	Balance January 1, 1991	741,049.82
Sewers and Sewage Processing		Recreation-Culture	99,458.92	Collected in 1991	737,572.63
Garbage and Trash Disposal	1,620,425.00	Public Works	301,509.92	Cancelled, Abated or Adjusted 1991	
Public Buildings and Grounds	176,150.00	Buildings and Grounds	1,845,118.26	Transfers to Tax Title Liens or Foreclosed	
Other Public Works	78,400.00	Library and Education		Balance December 31, 1991	3,477.19
HEALTH and WELFARE		Conservation	12,096.39	TAX TITLE LIENS OUTSTANDING	
Health Services Except Environmental	254,400.00	All Other		Balance January 1, 1991	16,914.64
Welfare-Public Assistance	6,650.00	CAPITAL DEBT AUTHORIZED, DECEMBER 31, 1991		Transfer From Taxes	
Hospital, Clinics, First Aid	5,000.00	ISSUED AND UNISSUED		Redeemed in 1991	
Animal, Insect, & Rodent Control	15,000.00	School	794,835	Cancelled, Abated or Adjusted (1991)	
Other Welfare Services		Self-Liquidating	8,224,650	Transfers to Foreclosed Property	
RECREATION and CONSERVATION		Other	8,352,206	Balance December 31, 1991	16,914.64
Beaches and Boardwalks	596,400.00	Total	17,371,691	PROPERTY ACQUIRED BY DEED OR	
Parks, Playgrounds, Shade Trees				FORECLOSURE	
Land Reclamation & Conservation	132,500.00	ISSUED AND OUTSTANDING		Balance January 1, 1991	5,400.00
Other Recreational Services	39,300.00	School	794,835.80	Transfers From Taxes or Liens	
EDUCATION (excluding schools)		Self-Liquidating	7,864,000.00	Sale for Cash (1991)	
Libraries		Other	6,834,500.00	Cancelled, Abated or Adjusted (1991)	
Other Educational Services	500.00	Total	15,493,335.80	Balance December 31, 1991	5,400.00
STATUTORY EXPENDITURES		EQUALIZED VALUATION BASIS		CURRENT FINANCES DECEMBER 31, 1991	
Pensions & F. L. C. A.	567,800.00	FOR NET DEBT COMPUTATION	2,360,009.217	ASSETS	
Employee Fringe Benefits	528,169.00	REAL PROPERTY VALUATIONS		Cash Dec. 31, 1991	6,192,322.40
Other Statutory Expenditures	20,000.00	Code Class # of Parcels % VAL'N		Taxes Receivable	754,101.78
CETA And Other Public Employment Programs		1 Vacant Land 1278 5.37	135,367,800.00	Tax Title Liens	16,914.64
MUNICIPAL FUNCTIONS TOTAL	7,979,026.04	2 Residential 7240 90.55	2,086,633,900.00	Foreclosed Property	5,400.00
CAPITAL IMPROVEMENTS *MEMO*		3 Farm		Emergencies & Other Deferred Charges	24,000.00
DEBT SERVICE		4a Commercial 193 3.37	77,770,394.00	State and Federal Aid Receivable	1,357.88
Principal Payments	160,000.00	4b Industrial		Other Receivables	91,964.97
Interest Payments	382,246.71	4c Apartments 16 .21	4,737,500.00	Total	7,086,061.67
		Total 8727	2,304,509,594.00	LIABILITIES, RESERVES, AND SURPLUS	
DEFERRED CHARGES	18,000.00	Land Area 4.30 Sq. Miles		Cash Liabilities	3,896,654.11
SCHOOL, COUNTY, SPECIAL DISTRICT TAXES	16,504,176.58	Net Valuation Taxable-Municipal	2,309,280,732	Reserves for Receivables	868,391.39
RESERVE FOR UNCOLLECTED TAXES	943,142.00	Net Valuation Taxable-County	2,351,596,189	Surplus Dec. 31, 1991	2,321,026.17
EXPENDITURES TOTAL	25,991,611.33	State Equalized Valuation	2,293,530,798	Total	7,086,061.67
		State Equalization Ratio	101.13		

1325

Population 1980 29,819
 Population 1990 28,658
 S & P Rating
 Moody Rating A

General Tax Rate Per \$100.

2.63
 State Equalized Tax Rate
 2.39

LONG BRANCH CITY - MONMOUTH CO.

Form of Government
 Mayor-Council Plan A (OMCL 50)
 Number of Members - 5

PER CAPITA:

Gross Debt 431.09
 Net Debt 398.29
 Debt Service 71.07
 Total Tax Levy 1,230.56
 Municipal Expenditures 779.45

PER CENT:

Gross Debt .83
 Net Debt .77
 Tax Levy Collected 93.02
 Tax Levy Cancelled, Abated or Adjusted .27

EXPENDITURES		REVENUES-REALIZED		1991 PROPERTY TAX	
GENERAL GOVERNMENT				STATE EQUALIZED TAX RATE ———→	
Governing Body & Public Boards	33,500.00	1991 Property Taxes Collected	32,810,809.35	Local District School Taxes	1.24 18,312,051.50
Municipal Clerk	112,839.00	1991 Payments in Lieu of Taxes		Regional & Consolidated School Tax	
Financial Administration	254,404.29	Delinquent Tax & Lien Collections	2,120,723.03	School Taxes in Municipal Budget	
Assessment of Taxes	143,999.00	Business Personalty Replacement Taxes	245,225.72	County Taxes	.41 * 6,105,179.79
Collection of Taxes	129,117.00	Taxes from Public Utilities	1,663,621.00	County Library Taxes	
Planning, Housing & Development	1,910,806.00	Other Miscellaneous Tax Revenues		Local Municipal Purpose Taxes	.73 10,758,139.32
Human Resources	1,363,855.00	State Aid Revenues	5,353,229.49	Veteran & Senior Citizen Taxes	147,300.00
Elections		Federal Aid Revenues		Total Taxes for Rate Computation	2.38 35,322,670.60
General Administration (other)	1,874,544.52	State and Local Fiscal Assistance Act Utilized		Special District Taxes	
JUDICIARY		Sale of Acquired Property		Bank Corp. Taxes	
Municipal Courts	299,089.33	Other Miscellaneous Revenues	2,601,826.56	Added and Omitted Taxes	89,941.62
PUBLIC SAFETY		Total	44,795,435.15	Total Taxes Levied - ABSTRACT	35,265,312.22
Fire Protection	1,449,763.50	Prior Years Surplus Appropriated	188,676.04	Total Taxes Billed	35,274,175.99
Police Protection	3,011,075.21	REVENUES TOTAL	44,984,111.19	1991 TAXES COLLECTED	32,810,809.35
Civil Defense & Disaster Control	16,892.50	Reserve For Uncollected Taxes	2,319,181.54	1991 Taxes Cancelled, Abated or Adjusted	95,214.27
Environmental Inspection & Control	213,797.00	CAPITAL OUTLAY TOTAL	1,462,937.67	Transfer to Tax Title Liens or Foreclosed	239,205.73
Other Public Safety				Balance Outstanding Dec. 31, 1991	2,128,946.64
PUBLIC WORKS				PRIOR YEARS TAXES OUTSTANDING	
Streets and Drainage	867,954.00	Public Enterprises		Balance January 1, 1991	2,277,362.29
Sewers and Sewage Processing	1,870,373.00	Recreation—Culture	110,590.00	Collected in 1991	2,035,832.54
Garbage and Trash Disposal		Public Works	14,948.11	Cancelled, Abated or Adjusted 1991	24,606.97
Public Buildings and Grounds	291,923.00	Buildings and Grounds	1,337,399.56	Transfers to Tax Title Liens or Foreclosed	193,753.69
Other Public Works	130,066.00	Library and Education		Balance December 31, 1991	23,169.09
HEALTH and WELFARE		Conservation		TAX TITLE LIENS OUTSTANDING	
Health Services Except Environmental	280,833.00	All Other		Balance January 1, 1991	152,296.19
Welfare—Public Assistance	91,000.00			Transfer From Taxes	432,959.42
Hospital, Clinics, First Aid				Redeemed in 1991	53,935.03
Animal, Insect, & Rodent Control				Cancelled, Abated or Adjusted (1991)	
Other Welfare Services	72,453.00			Transfers to Foreclosed Property	
RECREATION and CONSERVATION				Balance December 31, 1991	531,320.58
Beaches and Boardwalks	167,713.00			PROPERTY ACQUIRED BY DEED OR	
Parks, Playgrounds, Shade Trees	120,997.00			FORECLOSURE	
Land Reclamation & Conservation	183,571.78			Balance January 1, 1991	2,472,200.00
Other Recreational Services	198,818.00			Transfers From Taxes or Liens	
EDUCATION (excluding schools)				Sale for Cash (1991)	
Libraries	489,592.74			Cancelled, Abated or Adjusted (1991)	
Other Educational Services				Balance December 31, 1991	2,472,200.00
STATUTORY EXPENDITURES				CURRENT FINANCES DECEMBER 31, 1991	
Pensions & F. L. C. A.	1,163,681.37			ASSETS	
Employee Fringe Benefits	1,023,681.42			Cash Dec. 31, 1991	10,148,764.04
Other Statutory Expenditures	15,000.00			Taxes Receivable	2,152,115.73
CETA And Other Public Employment Programs				Tax Title Liens	531,320.58
MUNICIPAL FUNCTIONS TOTAL	17,781,389.66			Foreclosed Property	2,472,200.00
CAPITAL IMPROVEMENTS *MEMO*				Emergencies & Other Deferred Charges	311,235.36
DEBT SERVICE				State and Federal Aid Receivable	1,083,145.00
Principal Payments	1,141,500.00			Other Receivables	615,352.36
Interest Payments	895,166.19			Total	17,314,133.07
DEFERRED CHARGES	200,151.07			LIABILITIES, RESERVES, AND SURPLUS	
SCHOOL, COUNTY, SPECIAL DISTRICT TAXES	24,417,231.28			Cash Liabilities	10,495,391.12
RESERVE FOR UNCOLLECTED TAXES	2,319,131.54			Reserves for Receivables	5,308,488.67
EXPENDITURES TOTAL	46,754,619.74			Surplus Dec. 31, 1991	1,510,253.28
				Total	17,314,133.07

0115
Population 1980 1,249
Population 1990 1,224
S & P Rating
Moody Rating BAA1

General Tax Rate Per \$100. 1.83
State Equalized Tax Rate 1.03

LONGPORT BORO. - ATLANTIC CO.
Form of Government
Commission (1911)
Number of Members - 3

PER CAPITA:
Gross Debt 3,721.91
Net Debt 3,689.23
Debt Service 505.63
Total Tax Levy 4,283.88
Municipal Expenditures 2,605.89
PER CENT:
Gross Debt .91
Net Debt .90
Tax Levy Collected 93.40
Tax Levy Cancelled, Abated or Adjusted

EXPENDITURES		REVENUES-REALIZED		1991 PROPERTY TAX	
GENERAL GOVERNMENT				STATE EQUALIZED TAX RATE	
Governing Body & Public Boards				Local District School Taxes	
Municipal Clerk	48,450.00	1991 Property Taxes Collected		10	
Financial Administration	61,871.00	1991 Payments in Lieu of Taxes		508,712.00	
Assessment of Taxes	11,953.00	Delinquent Tax & Lien Collections		Regional & Consolidated School Tax	
Collection of Taxes	32,462.00	Business Personality Replacement Taxes		School Taxes in Municipal Budget	
Planning, Housing & Development	8,700.00	Taxes from Public Utilities		County Taxes	
Human Resources	61,100.00	Other Miscellaneous Tax Revenues		County Library Taxes	
Elections		State Aid Revenues		Local Municipal Purpose Taxes	
General Administration (other)	223,444.84	Federal Aid Revenues		Veteran & Senior Citizen Taxes	
JUDICIARY		State and Local Fiscal Assistance Act Utilized		Total Taxes for Rate Computation	
Municipal Courts	59,701.00	Sole of Acquired Property		Special District Taxes	
PUBLIC SAFETY		Other Miscellaneous Revenues		Bank Corp. Taxes	
Fire Protection	24,817.00	Total		Added and Omitted Taxes	
Police Protection	612,613.46	Prior Years Surplus Appropriated		Total Taxes Levied - ABSTRACT	
Civil Defense & Disaster Control	1,250.00	REVENUES TOTAL		Total Taxes Billed	
Environmental Inspection & Control	32,100.00	Reserve For Uncollected Taxes		1991 TAXES COLLECTED	
Other Public Safety		CAPITAL OUTLAY TOTAL		1991 Taxes Cancelled, Abated or Adjusted	
PUBLIC WORKS				Transfer to Tax Title Liens or Foreclosed	
Streets and Drainage	158,020.00	Public Enterprises		Balance Outstanding Dec. 31, 1991	
Sewers and Sewage Processing	5,556.00	Recreation-Culture		PRIOR YEARS TAXES OUTSTANDING	
Garbage and Trash Disposal	111,806.66	Public Works		Balance January 1, 1991	
Public Buildings and Grounds	35,000.00	Buildings and Grounds		Collected in 1991	
Other Public Works	75,000.00	Library and Education		Cancelled, Abated or Adjusted 1991	
HEALTH and WELFARE		Conservation		Transfers to Tax Title Liens or Foreclosed	
Health Services Except Environmental	300.00	All Other		Balance December 31, 1991	
Welfare-Public Assistance	8,150.00	CAPITAL DEBT AUTHORIZED, DECEMBER 31, 1991		TAX TITLE LIENS OUTSTANDING	
Hospital, Clinics, First Aid		ISSUED AND UNISSUED GROSS DEBT NET DEBT		Balance January 1, 1991	
Animal, Insect, & Rodent Control	650.00	School		Transfer From Taxes	
Other Welfare Services		Self-Liquidating		Redeemed in 1991	
RECREATION and CONSERVATION		Other		Cancelled, Abated or Adjusted (1991)	
Beaches and Boardwalks	108,090.34	Total		Transfers to Foreclosed Property	
Parks, Playgrounds, Shade Trees	82,982.00	ISSUED AND OUTSTANDING		Balance December 31, 1991	
Land Reclamation & Conservation	1,649.60	School		PROPERTY ACQUIRED BY DEED OR	
Other Recreational Services	2,500.00	Self-Liquidating		FORECLOSURE	
EDUCATION (excluding schools)		Other		Balance January 1, 1991	
Libraries	5,000.00	Total		Transfers From Taxes or Liens	
Other Educational Services		EQUALIZED VALUATION BASIS		Sale for Cash (1991)	
STATUTORY EXPENDITURES		FOR NET DEBT COMPUTATION		Cancelled, Abated or Adjusted (1991)	
Pensions & F. I. C. A.	205,210.00	REAL PROPERTY VALUATIONS		Balance December 31, 1991	
Employee Fringe Benefits	207,500.00	Code Class # of Parcels % VAL'N		CURRENT FINANCES DECEMBER 31, 1991	
Other Statutory Expenditures		ASSESSED VALUATION		ASSETS	
CETA And Other Public Employment Programs		1 Vacant Land 83 3.74		Cash Dec. 31, 1991	
MUNICIPAL FUNCTIONS TOTAL	2,185,876.90	2 Residential 1502 93.81		Taxes Receivable	
CAPITAL IMPROVEMENTS *MEMO*	15,000.00	3 Farm		Tax Title Liens	
DEBT SERVICE		4a Commercial 7 1.26		Foreclosed Property	
Principal Payments	345,000.00	4b Industrial		Emergencies & Other Deferred Charges	
Interest Payments	273,836.22	4c Apartments 17 1.19		State and Federal Aid Receivable	
DEFERRED CHARGES	26,191.33	Total 1609		Other Receivables	
SCHOOL COUNTY, SPECIAL DISTRICT TAXES	3,095,161.67	Land Area .30 Sq. Miles		Total	
RESERVE FOR UNCOLLECTED TAXES	358,652.33	Net Valuation Taxable-Municipal		LIABILITIES, RESERVES, AND SURPLUS	
EXPENDITURES TOTAL	6,284,768.45	Net Valuation Taxable-County		Cash Liabilities	
		State Equalized Valuation		Reserves for Receivables	
		State Equalization Ratio		Surplus Dec. 31, 1991	
				Total	

2115

Population 1980 4,998
 Population 1990 5,052
 S & P Rating
 Moody Rating

General Tax Rate Per \$100.

State Equalized Tax Rate

1.53

1.63

LOPATCONG TOWNSHIP - WARREN CO.
 Form of Government
 Small Municipality Plan C (OMCL 50)
 Number of Members - 3

PER CAPITA:

Gross Debt 53.96
 Net Debt 40.11
 Debt Service 9.46
 Total Tax Levy 937.03
 Municipal Expenditures 523.77

PER CENT:

Gross Debt 10
 Net Debt 07
 Tax Levy Collected 90.76
 Tax Levy Cancelled, Abated or Adjusted 1.94

EXPENDITURES		REVENUES-REALIZED		1991 PROPERTY TAX	
GENERAL GOVERNMENT				STATE EQUALIZED TAX RATE	
Governing Body & Public Boards		1991 Property Taxes Collected	4,315,786.46	Local District School Taxes	2,487,770.00
Municipal Clerk		1991 Payments in Lieu of Taxes		Regional & Consolidated School Tax	
Financial Administration	17,882.31	Delinquent Tax & Lien Collections	220,454.32	School Taxes in Municipal Budget	
Assessment of Taxes	25,720.97	Business Personalty Replacement Taxes	73,631.20	County Taxes	1,693,440.59
Collection of Taxes	22,720.97	Taxes from Public Utilities	569,684.84	County Library Taxes	135,444.63
Planning, Housing & Development	16,051.40	Other Miscellaneous Tax Revenues	135,491.67	Local Municipal Purpose Taxes	405,979.57
Human Resources	53,780.00	State Aid Revenues	250,752.32	Veteran & Senior Citizen Taxes	60,700.00
Elections	7,426.00	Federal Aid Revenues		Total Taxes for Rate Computation	4,783,334.79
General Administration (other)	342,270.81	State and Local Fiscal Assistance Act Utilized		Special District Taxes	
JUDICIARY		Sale of Acquired Property		Bank Corp. Taxes	
Municipal Courts	105,068.76	Other Miscellaneous Revenues	505,963.21	Added and Omitted Taxes	11,227.24
PUBLIC SAFETY		Total	6,071,764.02	Total Taxes Levied - ABSTRACT	4,733,862.03
Fire Protection	107,800.00	Prior Years Surplus Appropriated	801,965.00	Total Taxes Billed	4,755,107.71
Police Protection	611,197.79	REVENUES TOTAL	6,873,729.02	1991 TAXES COLLECTED	4,315,786.46
Civil Defense & Disaster Control	1,815.00	Reserve For Uncollected Taxes	567,391.75	1991 Taxes Cancelled, Abated or Adjusted	92,195.65
Environmental Inspection & Control	50,557.04	CAPITAL OUTLAY TOTAL	239,433.63	Transfer to Tax Title Liens or Foreclosed	39,599.99
Other Public Safety				Balance Outstanding Dec. 31, 1991	307,525.66
PUBLIC WORKS				PRIOR YEARS TAXES OUTSTANDING	
Streets and Drainage	249,833.14	Public Enterprises		Balance January 1, 1991	302,367.79
Sewers and Sewage Processing	4,500.00	Recreation-Culture		Collected in 1991	189,799.41
Garbage and Trash Disposal	15,000.00	Public Works	150,297.59	Cancelled, Abated or Adjusted 1991	73,385.18
Public Buildings and Grounds	33,644.65	Buildings and Grounds	89,136.04	Transfers to Tax Title Liens or Foreclosed	10,917.75
Other Public Works	3,500.00	Library and Education		Balance December 31, 1991	28,265.45
HEALTH and WELFARE		Conservation		TAX TITLE LIENS OUTSTANDING	
Health Services Except Environmental	9,500.00	All Other		Balance January 1, 1991	96,957.92
Welfare-Public Assistance	4,695.00	CAPITAL DEBT AUTHORIZED, DECEMBER 31, 1991		Transfer From Taxes	52,782.97
Hospital, Clinics, First Aid		ISSUED AND UNISSUED		Redeemed in 1991	30,654.91
Animal, Insect, & Rodent Control	3,000.00	School	70,000	Cancelled, Abated or Adjusted (1991)	232.92
Other Welfare Services		Self-Liquidating		Transfers to Foreclosed Property	22,914.99
RECREATION and CONSERVATION		Other	202,612	Balance December 31, 1991	95,938.07
Beaches and Boardwalks		Total	272,612	PROPERTY ACQUIRED BY DEED OR FORECLOSURE	
Parks, Playgrounds, Shade Trees	23,808.25	ISSUED AND OUTSTANDING		Balance January 1, 1991	51,190.06
Land Reclamation & Conservation	500.00	School	70,000.00	Transfers From Taxes or Liens	22,914.94
Other Recreational Services	5,000.00	Self-Liquidating		Sale for Cash (1991)	
EDUCATION (excluding schools)		Other		Cancelled, Abated or Adjusted (1991)	
Libraries		Total	70,000.00	Balance December 31, 1991	74,105.00
Other Educational Services		EQUALIZED VALUATION BASIS		CURRENT FINANCES DECEMBER 31, 1991	
STATUTORY EXPENDITURES		FOR NET DEBT COMPUTATION	278,752,120	ASSETS	
Pensions & F.L.C.A.	155,883.06	REAL PROPERTY VALUATIONS		Cash Dec. 31, 1991	1,996,120.54
Employee Fringe Benefits	128,000.00	Code Class # of Parcels % VAL'N		Taxes Receivable	335,791.11
Other Statutory Expenditures	750.00	1 Vacant Land 321 6.57	20,175,090.00	Tax Title Liens	95,938.07
CETA And Other Public Employment Programs		2 Residential 1410 61.56	189,173,676.00	Foreclosed Property	74,105.00
MUNICIPAL FUNCTIONS TOTAL	1,999,905.65	3 Farm 94 2.40	7,388,979.00	Emergencies & Other Deferred Charges	92,662.39
CAPITAL IMPROVEMENTS *MEMO*	115,300.00	4a Commercial 104 19.64	60,351,654.00	State and Federal Aid Receivable	
DEBT SERVICE		4b Industrial 12 4.90	15,054,600.00	Other Receivables	336,971.57
Principal Payments	45,000.00	4c Apartments 2 4.93	15,150,200.00	Total	2,931,588.68
Interest Payments	2,790.00	Total 1943	307,294,199.00	LIABILITIES, RESERVES, AND SURPLUS	
DEFERRED CHARGES	30,996.23	Land Area 6,90 Sq. Miles		Cash Liabilities	1,038,097.66
SCHOOL, COUNTY, SPECIAL DISTRICT TAXES	4,315,655.22	Net Valuation Taxable-Municipal	308,681,287	Reserves for Receivables	842,805.75
RESERVE FOR UNCOLLECTED TAXES	567,391.75	Net Valuation Taxable-County	289,815,193	Surplus Dec. 31, 1991	1,050,685.27
EXPENDITURES TOTAL	6,962,738.85	State Equalized Valuation	289,493,406	Total	2,931,588.68
		State Equalization Ratio	1.06.66		

0505

Population 1980 17,105
 Population 1990 20,820
 S & P Rating
 Moody Rating BAA1

General Tax Rate Per \$100.

2.73

State Equalized Tax Rate

1.71

LOWER TWP. - CAPE MAY CO.
 Form of Government
 Council-Manager Plan E (OMCL 50)
 Number of Members - 5

PER CAPITA:

Gross Debt 319.21
 Net Debt 269.21
 Debt Service 55.93
 Total Tax Levy 1,100.23
 Municipal Expenditures 590.01

PER CENT:

Gross Debt .56
 Net Debt .47
 Tax Levy Collected 90.31
 Tax Levy Cancelled, Abated or Adjusted .39

EXPENDITURES		REVENUES-REALIZED		1991 PROPERTY TAX	
GENERAL GOVERNMENT				STATE EQUALIZED TAX RATE	
Governing Body & Public Boards	38,177.50			Local District School Taxes	.50
Municipal Clerk	100,650.00			Regional & Consolidated School Tax	.37
Financial Administration	213,700.00			School Taxes in Municipal Budget	
Assessment of Taxes	112,750.00			County Taxes	.40 *
Collection of Taxes	125,500.00			County Library Taxes	.02
Planning, Housing & Development	201,900.00			Local Municipal Purpose Taxes	.41
Human Resources	230,004.49			Veteran & Senior Citizen Taxes	
Elections	9,500.00			Total Taxes for Rate Computation	1.70
General Administration (other)	752,343.94			Special District Taxes	
JUDICIARY				Bank Corp. Taxes	
Municipal Courts	179,213.02			Added and Omitted Taxes	
PUBLIC SAFETY				Total Taxes Levied - ABSTRACT	
Fire Protection	103,500.00			Total Taxes Billed	22,906,889.12
Police Protection	2,040,380.92			1991 TAXES COLLECTED	20,716,184.79
Civil Defense & Disaster Control	4,500.00			1991 Taxes Cancelled, Abated or Adjusted	88,792.98
Environmental Inspection & Control	222,000.00			Transfer to Tax Title Liens or Foreclosed	407,107.04
Other Public Safety				Balance Outstanding Dec. 31, 1991	1,727,383.70
PUBLIC WORKS				PRIOR YEARS TAXES OUTSTANDING	
Streets and Drainage	327,000.00			Balance January 1, 1991	2,008,401.58
Sewers and Sewage Processing				Collected in 1991	1,847,389.71
Garbage and Trash Disposal	667,000.00			Cancelled, Abated or Adjusted 1991	1,041.52
Public Buildings and Grounds	182,000.00			Transfers to Tax Title Liens or Foreclosed	141,688.59
Other Public Works	1,326,500.00			Balance December 31, 1991	18,281.76
HEALTH and WELFARE				TAX TITLE LIENS OUTSTANDING	
Health Services Except Environmental	29,500.00			Balance January 1, 1991	422,461.70
Welfare-Public Assistance	25,000.00			Transfer From Taxes	578,675.62
Hospital, Clinics, First Aid				Redeemed in 1991	247,694.23
Animal, Insect, & Rodent Control	22,800.00			Cancelled, Abated or Adjusted (1991)	
Other Welfare Services				Transfers to Foreclosed Property	732.40
RECREATION and CONSERVATION				Balance December 31, 1991	752,710.69
Beaches and Boardwalks				PROPERTY ACQUIRED BY DEED OR FORECLOSURE	
Parks, Playgrounds, Shade Trees	186,700.00			Balance January 1, 1991	264,367.60
Land Reclamation & Conservation	57,000.00			Transfers From Taxes or Liens	732.40
Other Recreational Services	1,500.00			Sale for Cash (1991)	
EDUCATION (excluding schools)				Cancelled, Abated or Adjusted (1991)	
Libraries				Balance December 31, 1991	265,100.00
Other Educational Services				CURRENT FINANCES DECEMBER 31, 1991	
STATUTORY EXPENDITURES				ASSETS	
Pensions & F. I. C. A.	687,100.56			Cash Dec. 31, 1991	942,398.84
Employee Fringe Benefits	772,300.00			Taxes Receivable	1,745,665.46
Other Statutory Expenditures	5,000.00			Tax Title Liens	752,710.69
CETA And Other Public Employment Programs				Foreclosed Property	265,100.00
MUNICIPAL FUNCTIONS				Emergencies & Other Deferred Charges	764,155.23
CAPITAL IMPROVEMENTS	50,000.00			State and Federal Aid Receivable	172,480.30
DEBT SERVICE				Other Receivables	120,833.77
Principal Payments	665,000.00			Total	4,763,344.29
Interest Payments	499,416.39			LIABILITIES, RESERVES, AND SURPLUS	
DEFERRED CHARGES	256,077.88			Cash Liabilities	1,806,915.01
SCHOOL COUNTY, SPECIAL DISTRICT TAXES	17,558,311.69			Reserves for Receivables	2,802,318.22
RESERVE FOR UNCOLLECTED TAXES	2,241,000.55			Surplus Dec. 31, 1991	154,111.06
EXPENDITURES				Total	4,763,344.29
TOTAL	29,842,326.90				

1704

Population 1980 1,547
 Population 1990 1,858
 S & P Rating
 Moody Rating

General Tax Rate Per \$100.

State Equalized Tax Rate

.70

.59

LOWER ALLOWAYS CREEK - SALEM CO.
 Form of Government
 Township Committee
 Number of Members - 3

PER CAPITA:

Gross Debt

Net Debt

Debt Service

Total Tax Levy

Municipal Expenditures

440.11

5,582.10

PER CENT:

Gross Debt

Net Debt

Tax Levy Collected

Tax Levy Cancelled, Abated

or Adjusted

92.67

.07

EXPENDITURES		REVENUES-REALIZED		1991 PROPERTY TAX	
GENERAL GOVERNMENT				STATE EQUALIZED TAX RATE	
Governing Body & Public Boards		1991 Property Taxes Collected	727,548.86	Local District School Taxes	
Municipal Clerk		1991 Payments in Lieu of Taxes		Regional & Consolidated School Tax	
Financial Administration	90,600.00	Delinquent Tax & Lien Collections	87,865.88	School Taxes in Municipal Budget	
Assessment of Taxes	16,330.00	Business Personalty Replacement Taxes	14,890.64	County Taxes	.61 815,408.26
Collection of Taxes	16,950.00	Taxes from Public Utilities	6,637,067.00	County Library Taxes	
Planning, Housing & Development	102,150.00	Other Miscellaneous Tax Revenues		Local Municipal Purpose Taxes	
Human Resources	29,753.20	State Aid Revenues	63,619.00	Veteran & Senior Citizen Taxes	21,050.00
Elections		Federal Aid Revenues		Total Taxes for Rate Computation	.61 836,458.26
General Administration (other)	3,397,030.53	State and Local Fiscal Assistance Act Utilized		Special District Taxes	
JUDICIARY		Sale of Acquired Property		Bank Corp. Taxes	
Municipal Courts	50,950.00	Other Miscellaneous Revenues	4,392,063.14	Added and Omitted Taxes	2,314.54
PUBLIC SAFETY		Total	11,923,054.52	Total Taxes Levied - ABSTRACT	817,722.80
Fire Protection	32,900.00	Prior Years Surplus Appropriated		Total Taxes Billed	785,107.50
Police Protection	970,400.00	REVENUES TOTAL	11,923,054.52	1991 TAXES COLLECTED	727,548.86
Civil Defense & Disaster Control	26,500.00	Reserve For Uncollected Taxes	114,628.25	1991 Taxes Cancelled, Abated or Adjusted	532.30
Environmental Inspection & Control	46,100.00	CAPITAL OUTLAY TOTAL	221,951.34	Transfer to Tax Title Liens or Foreclosed	
Other Public Safety				Balance Outstanding Dec. 31, 1991	57,026.34
PUBLIC WORKS				PRIOR YEARS TAXES OUTSTANDING	
Streets and Drainage	502,950.00	Public Enterprises		Balance January 1, 1991	87,922.25
Sewers and Sewage Processing	175,398.73	Recreation-Culture		Collected in 1991	87,865.88
Garbage and Trash Disposal	182,600.00	Public Works	12,388.50	Cancelled, Abated or Adjusted 1991	56.37
Public Buildings and Grounds	423,025.00	Buildings and Grounds	209,562.84	Transfers to Tax Title Liens or Foreclosed	
Other Public Works	159,575.00	Library and Education		Balance December 31, 1991	
HEALTH and WELFARE		Conservation		TAX TITLE LIENS OUTSTANDING	
Health Services Except Environmental	54,000.00	All Other		Balance January 1, 1991	
Welfare-Public Assistance	12,300.00	CAPITAL DEBT AUTHORIZED, DECEMBER 31, 1991		Transfer From Taxes	
Hospital, Clinics, First Aid	1,000.00	ISSUED AND UNISSUED GROSS DEBT NET DEBT		Redeemed in 1991	
Animal, Insect, & Rodent Control	165,625.00	School		Cancelled, Abated or Adjusted (1991)	
Other Welfare Services		Self-Liquidating		Transfers to Foreclosed Property	
RECREATION and CONSERVATION		Other		Balance December 31, 1991	
Beaches and Boardwalks		Total		PROPERTY ACQUIRED BY DEED OR	
Parks, Playgrounds, Shade Trees	35,000.00	ISSUED AND OUTSTANDING		FORECLOSURE	
Land Reclamation & Conservation	72,391.66	School		Balance January 1, 1991	2,550.00
Other Recreational Services	408,300.00	Self-Liquidating		Transfers From Taxes or Liens	
EDUCATION (excluding schools)		Other		Sale for Cash (1991)	
Libraries		Total		Cancelled, Abated or Adjusted (1991)	
Other Educational Services	2,096,060.00	EQUALIZED VALUATION BASIS		Balance December 31, 1991	2,550.00
STATUTORY EXPENDITURES		FOR NET DEBT COMPUTATION	125,764,188	CURRENT FINANCES DECEMBER 31, 1991	
Pensions & F. I. C. A.	356,000.00	REAL PROPERTY VALUATIONS		ASSETS	
Employee Fringe Benefits	800,000.00	Code Class # of Parcels % VAL'N		Cash Dec. 31, 1991	5,029,394.24
Other Statutory Expenditures	13,000.00	1 Vacant Land 185 1.99	2,205,550.00	Taxes Receivable	57,026.34
CETA And Other Public Employment Programs		2 Residential 426 24.04	26,625,000.00	Tax Title Liens	
MUNICIPAL FUNCTIONS TOTAL	10,235,889.12	3 Farm 606 19.59	21,704,100.00	Foreclosed Property	2,550.00
CAPITAL IMPROVEMENTS * MEMO*	235,000.00	4a Commercial 13 .95	1,052,300.00	Emergencies & Other Deferred Charges	9,249.01
DEBT SERVICE		4b Industrial 1 53.43	59,183,000.00	State and Federal Aid Receivable	
Principal Payments		4c Apartments		Other Receivables	82,995.09
Interest Payments		Total 1231	110,775,950.00	Total	5,181,214.68
DEFERRED CHARGES	21,032.97	Land Area 47.70 Sq. Miles		LIABILITIES, RESERVES, AND SURPLUS	
SCHOOL, COUNTY, SPECIAL DISTRICT TAXES	815,408.26	Net Valuation Taxable-Municipal	111,827,566	Cash Liabilities	1,955,237.82
RESERVE FOR UNCOLLECTED TAXES	114,628.25	Net Valuation Taxable-County	128,516,119	Reserves for Receivables	142,571.43
EXPENDITURES TOTAL	11,186,958.60	State Equalized Valuation	132,442,851	Surplus Dec. 31, 1991	3,083,405.43
		State Equalization Ratio	84.31	Total	5,181,214.68

0317
 Population 1980 5,236
 Population 1990 6,705
 S & P Rating
 Moody Rating

General Tax Rate Per \$100.
 1.97
 State Equalized Tax Rate
 2.13

LUMBERTON TOWNSHIP - BURLINGTON CO.
 Form of Government
 Township Committee
 Number of Members - 3

PER CAPITA:
 Gross Debt 298.73
 Net Debt 194.92
 Debt Service 15.74
 Total Tax Levy 1,201.30
 Municipal Expenditures 595.16
 PER CENT:
 Gross Debt .59
 Net Debt .39
 Tax Levy Collected 89.55
 Tax Levy Cancelled, Abated or Adjusted 3.59

EXPENDITURES		REVENUES-REALIZED		1991 PROPERTY TAX	
GENERAL GOVERNMENT				STATE EQUALIZED TAX RATE	
Governing Body & Public Boards		1991 Property Taxes Collected	7,213,823.00	Local District School Taxes	.27 3,235,943.00
Municipal Clerk		1991 Payments in Lieu of Taxes	4,533.00	Regional & Consolidated School Tax	.38 1,437,477.17
Financial Administration	59,286.00	Delinquent Tax & Lien Collections	472,231.00	School Taxes in Municipal Budget	
Assessment of Taxes	64,622.00	Business Personality Replacement Taxes	90,982.00	County Taxes	.54 2,001,145.81
Collection of Taxes	30,447.00	Taxes from Public Utilities	1,109,349.00	County Library Taxes	.03 122,582.93
Planning, Housing & Development	12,695.00	Other Miscellaneous Tax Revenues		Local Municipal Purpose Taxes	.31 1,164,236.00
Human Resources	75,579.00	State Aid Revenues	339,061.00	Veteran & Senior Citizen Taxes	
Elections		Federal Aid Revenues		Total Taxes for Rate Computation	2.13 7,993,284.91
General Administration (other)	883,369.00	State and Local Fiscal Assistance Act Utilized		Special District Taxes	
JUDICIARY		Sale of Acquired Property		Bank Corp. Taxes	
Municipal Courts	65,647.00	Other Miscellaneous Revenues	640,965.00	Added and Omitted Taxes	93,333.00
PUBLIC SAFETY		Total	9,870,944.00	Total Taxes Levied - ABSTRACT	8,054,717.91
Fire Protection	122,159.00	Prior Years Surplus Appropriated	1,306,843.00	Total Taxes Billed	8,055,387.00
Police Protection	929,799.00	REVENUES TOTAL	11,177,787.00	1991 TAXES COLLECTED	7,213,823.00
Civil Defense & Disaster Control	3,000.00	REVENUES FOR UNCOLLECTED TAXES	680,904.00	1991 Taxes Cancelled, Abated or Adjusted	288,814.00
Environmental Inspection & Control	89,770.00	CAPITAL OUTLAY TOTAL	48,757.00	Transfer to Tax Title Liens or Foreclosed	13,962.00
Other Public Safety				Balance Outstanding Dec. 31, 1991	538,788.00
PUBLIC WORKS				PRIOR YEARS TAXES OUTSTANDING	
Streets and Drainage	280,116.00	Public Enterprises		Balance January 1, 1991	516,170.00
Sewers and Sewage Processing	3,730.00	Recreation—Culture		Collected in 1991	472,231.00
Garbage and Trash Disposal	182,548.00	Public Works	19,813.00	Cancelled, Abated or Adjusted 1991	18,666.00
Public Buildings and Grounds	93,816.00	Buildings and Grounds	28,944.00	Transfers to Tax Title Liens or Foreclosed	
Other Public Works		Library and Education		Balance December 31, 1991	25,273.00
HEALTH and WELFARE		Conservation		TAX TITLE LIENS OUTSTANDING	
Health Services Except Environmental	550.00	All Other		Balance January 1, 1991	41,024.00
Welfare—Public Assistance	6,581.00	CAPITAL DEBT AUTHORIZED, DECEMBER 31, 1991		Transfer From Taxes	13,962.00
Hospital, Clinics, First Aid		ISSUED AND UNISSUED		Redeemed in 1991	
Animal, Insect, & Rodent Control		School	696,026	Cancelled, Abated or Adjusted (1991)	
Other Welfare Services		Self-Liquidating		Transfers to Foreclosed Property	
RECREATION and CONSERVATION		Other	1,306,970	Balance December 31, 1991	54,986.00
Beaches and Boardwalks		Total	2,002,996	PROPERTY ACQUIRED BY DEED OR FORECLOSURE	
Parks, Playgrounds, Shade Trees	26,400.00	ISSUED AND OUTSTANDING		Balance January 1, 1991	6,600.00
Land Reclamation & Conservation		School	696,026.04	Transfers From Taxes or Liens	
Other Recreational Services	10,900.00	Self-Liquidating		Sale for Cash (1991)	
EDUCATION (excluding schools)		Other	480,470.00	Cancelled, Abated or Adjusted (1991)	
Libraries		Total	1,176,496.04	Balance December 31, 1991	6,600.00
Other Educational Services		EQUALIZED VALUATION BASIS		CURRENT FINANCES DECEMBER 31, 1991	
STATUTORY EXPENDITURES		FOR NET DEBT COMPUTATION	337,588.385	ASSETS	
Pensions & F. I. C. A.	218,743.00	REAL PROPERTY VALUATIONS		Cash Dec. 31, 1991	3,598,965.00
Employee Fringe Benefits		Code Class # of Parcels % VAL'N	ASSESSED VALUATION	Taxes Receivable	564,061.00
Other Statutory Expenditures		1 Vacant Land 676 7.03	28,230,000.00	Tax Title Liens	54,986.00
CETA And Other Public Employment Programs		2 Residential 1816 56.22	225,874,400.00	Foreclosed Property	6,600.00
MUNICIPAL FUNCTIONS		3 Farm 190 3.13	12,561,800.00	Emergencies & Other Deferred Charges	156,800.00
CAPITAL IMPROVEMENTS *MEMO*	51,000.00	4a Commercial 127 16.72	67,171,700.00	State and Federal Aid Receivable	31,508.00
DEBT SERVICE		4b Industrial 12 9.67	38,850,800.00	Other Receivables	30,347.00
Principal Payments	30,790.00	4c Apartments 7 7.23	29,065,900.00	Total	4,443,267.00
Interest Payments	24,748.00	Total 2828	401,754,500.00	LIABILITIES, RESERVES, AND SURPLUS	
DEFERRED CHARGES		Land Area 13.34 Sq. Miles		Cash Liabilities	1,368,109.00
SCHOOL, COUNTY, SPECIAL DISTRICT TAXES	6,797,148.91	Net Valuation Taxable-Municipal	403,755,224	Reserves for Receivables	655,994.00
RESERVE FOR UNCOLLECTED TAXES	680,904.00	Net Valuation Taxable-County	366,395,842	Surplus Dec. 31, 1991	2,419,164.00
EXPENDITURES		State Equalized Valuation	373,720,284	Total	4,443,267.00
TOTAL	10,787,708.91	State Equalization Ratio	108.03		

0232

Population 1980 20,326
 Population 1990 18,262
 S & P Rating
 Moody Rating

General Tax Rate Per \$100.

1.41

State Equalized Tax Rate

1.44

LYNDHURST TOWNSHIP - BERGEN CO.
 Form of Government
 Commission (1911)
 Number of Members - 5

PER CAPITA:

Gross Debt 324.15
 Net Debt 293.58
 Debt Service 43.53
 Total Tax Levy 1,302.58
 Municipal Expenditures 758.65

PER CENT:

Gross Debt .38
 Net Debt .35
 Tax Levy Collected 95.51
 Tax Levy Cancelled, Abated or Adjusted .28

EXPENDITURES		REVENUES-REALIZED		1991 PROPERTY TAX	
GENERAL GOVERNMENT				STATE EQUALIZED TAX RATE	
Governing Body & Public Boards				Local District School Taxes .69	
Municipal Clerk	107,400.00	1991 Property Taxes Collected 22,732,981.77		Regional & Consolidated School Tax	
Financial Administration	15,000.00			School Taxes in Municipal Budget	
Assessment of Taxes	96,650.00	Delinquent Tax & Lien Collections 994,304.31		County Taxes .23	
Collection of Taxes	214,095.96	Business Personalty Replacement Taxes 471,525.04		County Library Taxes	
Planning, Housing & Development	13,450.00	Taxes from Public Utilities 788,667.00		Local Municipal Purpose Taxes .52	
Human Resources	144,029.00	Other Miscellaneous Tax Revenues		Veteran & Senior Citizen Taxes	
Elections	8,500.00	State Aid Revenues 1,433,409.30		Total Taxes for Rate Computation 1.44	
General Administration (other)	967,130.79	Federal Aid Revenues		Special District Taxes	
JUDICIARY		State and Local Fiscal Assistance Act Utilized		Bank Corp. Taxes	
Municipal Courts	145,000.00	State and Local Fiscal Assistance Act Utilized		Added and Omitted Taxes	
PUBLIC SAFETY		Sale of Acquired Property		Total Taxes Levied - ABSTRACT	
Fire Protection	99,066.08	Other Miscellaneous Revenues		Total Taxes Billed	
Police Protection	2,887,405.69	Prior Years Surplus Appropriated		1991 TAXES COLLECTED	
Civil Defense & Disaster Control	16,500.00	REVENUES TOTAL		1991 Taxes Cancelled, Abated or Adjusted	
Environmental Inspection & Control	172,300.00	Reserve For Uncollected Taxes		Transfer to Tax Title Liens or Foreclosed	
Other Public Safety		CAPITAL OUTLAY TOTAL		Balance Outstanding Dec. 31, 1991	
PUBLIC WORKS				PRIOR YEARS TAXES OUTSTANDING	
Streets and Drainage	625,781.92	Public Enterprises 28,969.35		Balance January 1, 1991	
Sewers and Sewage Processing	960,236.38	Recreation-Culture 100.00		Collected in 1991	
Garbage and Trash Disposal	1,998,469.89	Public Works 172,444.92		Cancelled, Abated or Adjusted 1991	
Public Buildings and Grounds	38,000.00	Buildings and Grounds 750,250.20		Transfers to Tax Title Liens or Foreclosed	
Other Public Works	34,803.00	Library and Education		Balance December 31, 1991	
HEALTH and WELFARE		Conservation		TAX TITLE LIENS OUTSTANDING	
Health Services Except Environmental	236,600.00	All Other		Balance January 1, 1991	
Welfare-Public Assistance	65,400.00	CAPITAL DEBT AUTHORIZED, DECEMBER 31, 1991		Transfer From Taxes	
Hospital, Clinics, First Aid		ISSUED AND UNISSUED		Redeemed in 1991	
Animal, Insect, & Rodent Control		SCHOOL		Cancelled, Abated or Adjusted (1991)	
Other Welfare Services		Self-Liquidating		Transfers to Foreclosed Property	
RECREATION and CONSERVATION		Other		Balance December 31, 1991	
Beaches and Boardwalks	1,575.00	Total		PROPERTY ACQUIRED BY DEED OR	
Parks, Playgrounds, Shade Trees	716,416.51	ISSUED AND OUTSTANDING		FORECLOSURE	
Land Reclamation & Conservation	139,310.06	SCHOOL		Balance January 1, 1991	
Other Recreational Services	58,500.00	Self-Liquidating		Transfers From Taxes or Liens	
EDUCATION (excluding schools)		Other		Sale for Cash (1991)	
Libraries	447,746.00	Total		Cancelled, Abated or Adjusted (1991)	
Other Educational Services		EQUALIZED VALUATION BASIS		Balance December 31, 1991	
STATUTORY EXPENDITURES		FOR NET DEBT COMPUTATION		CURRENT FINANCES DECEMBER 31, 1991	
Pensions & F. L. C. A.	741,054.04	REAL PROPERTY VALUATIONS		ASSETS	
Employee Fringe Benefits	705,000.00	Code Class # of Parcels % VAL'N		Cash Dec. 31, 1991	
Other Statutory Expenditures		ASSESED VALUATION		Taxes Receivable	
CETA And Other Public Employment Programs		1 Vacant Land 164 3.31		Tax Title Liens	
MUNICIPAL FUNCTIONS TOTAL	11,555,420.32	2 Residential 5028 54.28		Foreclosed Property	
CAPITAL IMPROVEMENTS *MEMO*	100,000.00	3 Farm		Emergencies & Other Deferred Charges	
DEBT SERVICE		4a Commercial 318 12.84		State and Federal Aid Receivable	
Principal Payments	500,000.00	4b Industrial 111 27.65		Other Receivables	
Interest Payments	294,988.22	4c Apartments 49 1.93		Total	
DEFERRED CHARGES	204,074.34	Total 5670		LIABILITIES, RESERVES, AND SURPLUS	
SCHOOL, COUNTY, SPECIAL DISTRICT TAXES	15,223,793.87	Land Area 4.70 Sq. Miles		Cash Liabilities	
RESERVE FOR UNCOLLECTED TAXES	1,299,909.15	Net Valuation Taxable-Municipal		Reserves for Receivables	
EXPENDITURES TOTAL	29,078,135.90	Net Valuation Taxable-County		Surplus Dec. 31, 1991	
		State Equalized Valuation		Total	
		State Equalization Ratio			

1417

Population 1980 15,357
 Population 1990 15,850
 S & P Rating AA
 Moody Rating

General Tax Rate Per \$100. 2.91
 State Equalized Tax Rate 1.74

MADISON BOROUGH - MORRIS COUNTY
 Form of Government
 Borough Council
 Number of Members - 6

PER CAPITA: Gross Debt 1,458.58 PER CENT: Gross Debt 1.60
 Net Debt 1,273.15 Net Debt 1.40
 Debt Service 139.26 Tax Levy Collected 98.54
 Total Tax Levy 1,626.15 Tax Levy Cancelled, Abated or Adjusted .09
 Municipal Expenditures 900.87

EXPENDITURES		REVENUES-REALIZED		1991 PROPERTY TAX	
GENERAL GOVERNMENT				STATE EQUALIZED TAX RATE	
Governing Body & Public Boards		1991 Property Taxes Collected	25,446,744.42	Local District School Taxes	13,801,751.50
Municipal Clerk		1991 Payments in Lieu of Taxes		Regional & Consolidated School Tax	
Financial Administration	149,502.00	Delinquent Tax & Lien Collections	308,921.08	School Taxes in Municipal Budget	
Assessment of Taxes	65,363.00	Business Personality Replacement Taxes	169,544.00	County Taxes	3,978,993.72
Collection of Taxes	60,813.00	Taxes from Public Utilities	487,186.00	County Library Taxes	
Planning, Housing & Development	130,000.00	Other Miscellaneous Tax Revenues		Local Municipal Purpose Taxes	7,926,220.00
Human Resources	114,851.00	State Aid Revenues	607,875.63	Veteran & Senior Citizen Taxes	87,500.00
Elections	5,975.00	Federal Aid Revenues		Total Taxes for Rate Computation	25,794,465.22
General Administration (other)	918,891.00	State and Local Fiscal Assistance Act Utilized		Special District Taxes	
JUDICIARY		Sale of Acquired Property		Bank Corp. Taxes	
Municipal Courts	113,694.00	Other Miscellaneous Revenues	5,049,508.77	Added and Omitted Taxes	67,567.03
PUBLIC SAFETY		Total	32,069,779.90	Total Taxes Levied - ABSTRACT	25,774,532.25
Fire Protection	659,864.00	Prior Years Surplus Appropriated	940,000.00	Total Taxes Billed	25,823,251.72
Police Protection	1,824,818.50	REVENUES TOTAL	33,009,779.90	1991 TAXES COLLECTED	25,446,744.42
Civil Defense & Disaster Control	2,250.00	Reserve For Uncollected Taxes	788,940.43	1991 Taxes Cancelled, Abated or Adjusted	24,366.54
Environmental Inspection & Control	131,132.00			Transfer to Tax Title Liens or Foreclosed	192.06
Other Public Safety		CAPITAL OUTLAY TOTAL	2,094,124.20	Balance Outstanding Dec. 31, 1991	351,948.70
PUBLIC WORKS				PRIOR YEARS TAXES OUTSTANDING	
Streets and Drainage	125,000.00	Public Enterprises	1,648,384.59	Balance January 1, 1991	295,677.79
Sewers and Sewage Processing	1,102,021.00	Recreation—Culture	14,245.00	Collected in 1991	298,957.38
Garbage and Trash Disposal	1,672,947.00	Public Works	332,680.55	Cancelled, Abated or Adjusted 1991	479.30
Public Buildings and Grounds	225,549.00	Buildings and Grounds	98,814.06	Transfers to Tax Title Liens or Foreclosed	
Other Public Works	1,091,211.00	Library and Education		Balance December 31, 1991	241.11
HEALTH and WELFARE		Conservation		TAX TITLE LIENS OUTSTANDING	
Health Services Except Environmental	689,122.00	All Other		Balance January 1, 1991	10,896.18
Welfare—Public Assistance	21,840.00			Transfer From Taxes	192.06
Hospital, Clinics, First Aid	53,968.00	CAPITAL DEBT AUTHORIZED, DECEMBER 31, 1991		Redeemed in 1991	9,963.70
Animal, Insect, & Rodent Control	7,000.00	ISSUED AND UNISSUED		Cancelled, Abated or Adjusted (1991)	
Other Welfare Services		School	130,000	Transfers to Foreclosed Property	
RECREATION and CONSERVATION		Self-Liquidating	2,809,000	Balance December 31, 1991	1,124.54
Beaches and Boardwalks		Other	20,179,481	PROPERTY ACQUIRED BY DEED OR FORECLOSURE	
Parks, Playgrounds, Shade Trees	78,250.00	Total	23,118,481	Balance January 1, 1991	33,300.00
Land Reclamation & Conservation	3,125.00			Transfers From Taxes or Liens	
Other Recreational Services	136,098.00	ISSUED AND OUTSTANDING		Sale for Cash (1991)	
EDUCATION (excluding schools)		School	130,000.00	Cancelled, Abated or Adjusted (1991)	
Libraries	561,450.00	Self-Liquidating	618,000.00	Balance December 31, 1991	33,300.00
Other Educational Services	9,500.00	Other	19,573,757.94	CURRENT FINANCES DECEMBER 31, 1991	
STATUTORY EXPENDITURES		Total	20,321,757.94	ASSETS	
Pensions & F. I. C. A.	809,830.00	EQUALIZED VALUATION BASIS		Cash Dec. 31, 1991	6,739,763.19
Employee Fringe Benefits	508,200.00	FOR NET DEBT COMPUTATION	1,445,239,776	Taxes Receivable	352,189.81
Other Statutory Expenditures		REAL PROPERTY VALUATIONS		Tax Title Liens	1,124.54
CETA And Other Public Employment Programs		Code Class # of Parcels % VAL'N		Foreclosed Property	33,300.00
MUNICIPAL FUNCTIONS TOTAL	11,277,764.50	1 Vacant Land 136 2.23	18,958,900.00	Emergencies & Other Deferred Charges	
CAPITAL IMPROVEMENTS *MEMO*	202,500.00	2 Residential 4068 75.13	637,735,600.00	State and Federal Aid Receivable	
DEBT SERVICE		3 Farm		Other Receivables	48,639.79
Principal Payments	1,120,269.03	4a Commercial 217 19.38	164,536,750.00	Total	7,175,017.33
Interest Payments	1,087,001.44	4b Industrial 5 .21	1,767,300.00	LIABILITIES, RESERVES, AND SURPLUS	
		4c Apartments 34 3.04	25,789,900.00	Cash Liabilities	2,413,050.99
		Total 4460	348,788,450.00	Reserves for Receivables	435,254.14
DEFERRED CHARGES	4,798.70	Land Area 4.20 Sq. Miles		Surplus Dec. 31, 1991	4,326,712.21
SCHOOL, COUNTY, SPECIAL DISTRICT TAXES	17,780,745.22	Net Valuation Taxable-Municipal	885,675,075	Total	7,175,017.33
RESERVE FOR UNCOLLECTED TAXES	788,940.43	Net Valuation Taxable-County	1,490,480,393		
EXPENDITURES TOTAL	32,059,519.32	State Equalized Valuation	1,459,565,530		
		State Equalization Ratio	59.64		

0423
Population 1980 4,881
Population 1990 4,861
S & P Rating
Moody Rating BAA1

General Tax Rate Per \$100. 7.59
State Equalized Tax Rate 2.77

MAGNOLIA BOROUGH - CAMDEN COUNTY
Form of Government
Borough Council
Number of Members - 6

PER CAPITA:
Gross Debt 292.23
Net Debt 249.28
Debt Service 44.41
Total Tax Levy 844.80
Municipal Expenditures 431.49
PER CENT:
Gross Debt 1.03
Net Debt .88
Tax Levy Collected 94.13
Tax Levy Cancelled, Abated or Adjusted .03

EXPENDITURES		REVENUES-REALIZED		1991 PROPERTY TAX	
GENERAL GOVERNMENT				STATE EQUALIZED TAX RATE	
Governing Body & Public Boards	7,950.00	1991 Property Taxes Collected	3,369,076.44	Local District School Taxes	1,338,494.50
Municipal Clerk	30,589.00	1991 Payments in Lieu of Taxes		Regional & Consolidated School Tax	664,384.00
Financial Administration	46,974.00	Delinquent Tax & Lien Collections	172,217.12	School Taxes in Municipal Budget	
Assessment of Taxes	97,425.00	Business Personalty Replacement Taxes	34,775.56	County Taxes	1,175,298.02
Collection of Taxes	39,950.00	Taxes from Public Utilities	260,309.00	County Library Taxes	35,629.74
Planning, Housing & Development	7,865.00	Other Miscellaneous Tax Revenues		Local Municipal Purpose Taxes	873,049.44
Human Resources	46,890.33	State Aid Revenues	284,931.77	Veteran & Senior Citizen Taxes	72,050.00
Elections	4,005.00	Federal Aid Revenues		Total Taxes for Rate Computation	4,158,905.70
General Administration (other)	120,314.00	State and Local Fiscal Assistance Act Utilized		Special District Taxes	
JUDICIARY		Sale of Acquired Property		Bank Corp. Taxes	
Municipal Courts	53,245.19	Other Miscellaneous Revenues	209,224.03	Added and Omitted Taxes	19,699.58
PUBLIC SAFETY		Total	4,830,533.92	Total Taxes Levied - ABSTRACT	4,106,555.28
Fire Protection	61,847.00	Prior Years Surplus Appropriated	291,052.00	Total Taxes Billed	4,110,331.31
Police Protection	372,402.15	REVENUES TOTAL	5,121,585.92	1991 TAXES COLLECTED	3,869,076.44
Civil Defense & Disaster Control	3,800.00	Reserve For Uncollected Taxes	213,807.99	1991 Taxes Cancelled, Abated or Adjusted	1,406.54
Environmental Inspection & Control	13,824.00	CAPITAL OUTLAY TOTAL	297,328.93	Transfer to Tax Title Liens or Foreclosed	16,618.54
Other Public Safety				Balance Outstanding Dec. 31, 1991	223,229.79
PUBLIC WORKS				PRIOR YEARS TAXES OUTSTANDING	
Streets and Drainage	197,333.32	Public Enterprises		Balance January 1, 1991	174,438.49
Sewers and Sewage Processing	5,000.00	Recreation-Culture		Collected in 1991	164,871.59
Garbage and Trash Disposal	258,115.09	Public Works	203,324.75	Cancelled, Abated or Adjusted 1991	
Public Buildings and Grounds	10,000.00	Buildings and Grounds	94,004.08	Transfers to Tax Title Liens or Foreclosed	7,406.33
Other Public Works	22,000.00	Library and Education		Balance December 31, 1991	2,160.57
HEALTH and WELFARE		Conservation		TAX TITLE LIENS OUTSTANDING	
Health Services Except Environmental	8,150.00	All Other		Balance January 1, 1991	51,110.00
Welfare-Public Assistance	10,350.00	CAPITAL DEBT AUTHORIZED, DECEMBER 31, 1991		Transfer From Taxes	24,671.97
Hospital, Clinics, First Aid		ISSUED AND UNISSUED		Redeemed in 1991	7,345.53
Animal, Insect, & Rodent Control		School	208,771	Cancelled, Abated or Adjusted (1991)	
Other Welfare Services		Self-Liquidating		Transfers to Foreclosed Property	
RECREATION and CONSERVATION		Other	1,211,751	Balance December 31, 1991	68,436.44
Beaches and Boardwalks		Total	1,420,522	PROPERTY ACQUIRED BY DEED OR FORECLOSURE	
Parks, Playgrounds, Shade Trees	6,050.00	ISSUED AND OUTSTANDING		Balance January 1, 1991	20,725.00
Land Reclamation & Conservation		School		Transfers From Taxes or Liens	
Other Recreational Services	16,100.00	Self-Liquidating	208,771.86	Sale for Cash (1991)	
EDUCATION (excluding schools)		Other		Cancelled, Abated or Adjusted (1991)	
Libraries	2,600.00	Total	1,047,984.00	Balance December 31, 1991	20,725.00
Other Educational Services	250.00	EQUALIZED VALUATION BASIS		CURRENT FINANCES DECEMBER 31, 1991	
STATUTORY EXPENDITURES		FOR NET DEBT COMPUTATION	137,615,790	ASSETS	
Pensions & F. I. C. A.	108,728.41	REAL PROPERTY VALUATIONS		Cash Dec. 31, 1991	1,400,979.30
Employee Fringe Benefits	103,576.04	Code Class # of Parcels % VAL'N		Taxes Receivable	225,390.36
Other Statutory Expenditures		1 Vacant Land 203 2.67	1,434,498.00	Tax Title Liens	68,436.44
CETA And Other Public Employment Programs		2 Residential 1433 78.31	42,095,850.00	Foreclosed Property	20,725.00
MUNICIPAL FUNCTIONS TOTAL	1,655,333.53	3 Farm		Emergencies & Other Deferred Charges	91,212.01
CAPITAL IMPROVEMENTS * MEMO *		4a Commercial 80 10.21	5,485,900.00	State and Federal Aid Receivable	
DEBT SERVICE		4b Industrial 4 5.12	2,753,502.00	Other Receivables	76,596.89
Principal Payments	160,000.00	4c Apartments 4 3.69	1,985,100.00	Total	1,883,340.00
Interest Payments	55,881.23	Total	53,754,850.00	LIABILITIES, RESERVES, AND SURPLUS	
DEFERRED CHARGES	12,459.68	Land Area .98 Sq. Miles		Cash Liabilities	1,162,211.92
SCHOOL, COUNTY, SPECIAL DISTRICT TAXES	3,213,806.26	Net Valuation Taxable-Municipal	53,891,921	Reserves for Receivables	391,148.69
RESERVE FOR UNCOLLECTED TAXES	213,807.99	Net Valuation Taxable-County	138,715,968	Surplus Dec. 31, 1991	329,979.39
EXPENDITURES TOTAL	5,311,238.69	State Equalized Valuation	147,289,685	Total	1,883,340.00
		State Equalization Ratio	36.53		

0233

Population 1980 12,127
 Population 1990 17,905
 S & P Rating
 Moody Rating A1

General Tax Rate Per \$100.

1.64

State Equalized Tax Rate

1.07

MAHWAH TOWNSHIP - BERGEN COUNTY
 Form of Government
 Mayor-Council Plan B (OMCL 50)
 Number of Members - 5

PER CAPITA:

Gross Debt 1,055.57
 Net Debt 299.41
 Debt Service 98.30
 Total Tax Levy 1,843.00
 Municipal Expenditures 901.74

PER CENT:

Gross Debt .76
 Net Debt .22
 Tax Levy Collected 97.25
 Tax Levy Cancelled, Abated or Adjusted .26

EXPENDITURES		REVENUES-REALIZED		1991 PROPERTY TAX	
GENERAL GOVERNMENT				STATE EQUALIZED TAX RATE .60	
Governing Body & Public Boards		1991 Property Taxes Collected	32,202,951.29	Local District School Taxes	18,012,392.75
Municipal Clerk		1991 Payments in Lieu of Taxes		Regional & Consolidated School Tax	
Financial Administration	99,465.00	Delinquent Tax & Lien Collections	805,418.92	School Taxes in Municipal Budget	
Assessment of Taxes	519,750.00	Business Personalty Replacement Taxes	416,432.76	County Taxes	4,719,935.66
Collection of Taxes	130,190.00	Taxes from Public Utilities	2,165,874.00	County Library Taxes	
Planning, Housing & Development	144,473.00	Other Miscellaneous Tax Revenues		Local Municipal Purpose Taxes	9,435,235.46
Human Resources	257,494.00	State Aid Revenues	671,844.29	Veteran & Senior Citizen Taxes	88,350.00
Elections		Federal Aid Revenues		Total Taxes for Rate Computation	32,255,913.87
General Administration (other)	1,123,440.00	State and Local Fiscal Assistance Act Utilized		Special District Taxes	
JUDICIARY		Sale of Acquired Property		Bank Corp. Taxes	
Municipal Courts	146,562.00	Other Miscellaneous Revenues	1,763,365.34	Added and Omitted Taxes	831,316.56
PUBLIC SAFETY		Total	38,025,886.60	Total Taxes Levied - ABSTRACT	32,998,880.43
Fire Protection	304,769.00	Prior Years Surplus Appropriated	1,500,000.00	Total Taxes Billed	33,114,587.59
Police Protection	3,167,761.00	REVENUES TOTAL	39,525,886.60	1991 TAXES COLLECTED	32,202,951.29
Civil Defense & Disaster Control	5,386.00	Reserve For Uncollected Taxes	1,201,815.96	1991 Taxes Cancelled, Abated or Adjusted	86,803.89
Environmental Inspection & Control	416,260.00	CAPITAL OUTLAY TOTAL	598,397.19	Transfer to Tax Title Liens or Foreclosed	35,272.32
Other Public Safety				Balance Outstanding Dec. 31, 1991	789,560.09
PUBLIC WORKS				PRIOR YEARS TAXES OUTSTANDING	
Streets and Drainage	846,889.00	Public Enterprises	197,011.23	Balance January 1, 1991	914,623.96
Sewers and Sewage Processing	318,426.00	Recreation-Culture		Collected in 1991	774,566.83
Garbage and Trash Disposal	2,550,000.00	Public Works	106,586.71	Cancelled, Abated or Adjusted 1991	90,955.04
Public Buildings and Grounds	441,584.00	Buildings and Grounds	294,799.25	Transfers to Tax Title Liens or Foreclosed	3,258.78
Other Public Works		Library and Education		Balance December 31, 1991	45,843.31
HEALTH and WELFARE		Conservation		TAX TITLE LIENS OUTSTANDING	
Health Services Except Environmental	204,584.00	All Other		Balance January 1, 1991	76,155.00
Welfare-Public Assistance	1,000.00			Transfer From Taxes	39,023.13
Hospital, Clinics, First Aid				Redeemed in 1991	30,852.09
Animal, Insect, & Rodent Control				Cancelled, Abated or Adjusted (1991)	
Other Welfare Services				Transfers to Foreclosed Property	
RECREATION and CONSERVATION				Balance December 31, 1991	84,326.04
Beaches and Boardwalks				PROPERTY ACQUIRED BY DEED OR FORECLOSURE	
Parks, Playgrounds, Shade Trees	42,340.00			Balance January 1, 1991	468,574.00
Land Reclamation & Conservation	115,197.28			Transfers From Taxes or Liens	
Other Recreational Services	122,425.00			Sale for Cash (1991)	
EDUCATION (excluding schools)				Cancelled, Abated or Adjusted (1991)	
Libraries	502,550.00			Balance December 31, 1991	468,574.00
Other Educational Services	6,171.00			CURRENT FINANCES DECEMBER 31, 1991	
STATUTORY EXPENDITURES				ASSETS	
Pensions & F. I. C. A.	806,469.00			Cash Dec. 31, 1991	5,101,510.67
Employee Fringe Benefits	905,989.00			Taxes Receivable	835,403.40
Other Statutory Expenditures				Tax Title Liens	84,326.04
CETA And Other Public Employment Programs				Foreclosed Property	468,574.00
MUNICIPAL FUNCTIONS TOTAL	13,179,174.28			Emergencies & Other Deferred Charges	448,000.00
CAPITAL IMPROVEMENTS *MEMO*	50,000.00			State and Federal Aid Receivable	45,382.00
DEBT SERVICE				Other Receivables	301,981.20
Principal Payments	1,447,000.00			Total	7,285,157.31
Interest Payments	313,019.82			LIABILITIES, RESERVES, AND SURPLUS	
				Cash Liabilities	2,960,488.54
DEFERRED CHARGES	4,573.46			Reserves for Receivables	1,690,264.47
SCHOOL, COUNTY, SPECIAL DISTRICT TAXES	22,732,328.41			Surplus Dec. 31, 1991	2,634,404.30
RESERVE FOR UNCOLLECTED TAXES	1,201,815.96			Total	7,285,157.31
EXPENDITURES TOTAL	38,877,911.93				

1326

Population 1980 18,914
 Population 1990 26,716
 S & P Rating
 Moody Rating AAA

General Tax Rate Per \$100.

3.32

State Equalized Tax Rate

1.90

MANALAPAN TOWNSHIP - MONMOUTH CO.
 Form of Government
 Township Committee
 Number of Members - 5

PER CAPITA:

Gross Debt 895.68
 Net Debt 522.34
 Debt Service 79.88
 Total Tax Levy 1,378.44
 Municipal Expenditures 551.43

PER CENT:

Gross Debt 1.30
 Net Debt .76
 Tax Levy Collected 95.77
 Tax Levy Cancelled, Abated or Adjusted .30

EXPENDITURES		REVENUES-REALIZED		1991 PROPERTY TAX	
GENERAL GOVERNMENT		1991 Property Taxes Collected		STATE EQUALIZED TAX RATE	
Governing Body & Public Boards	170,845.00	1991 Payments in Lieu of Taxes		Local District School Taxes	82
Municipal Clerk	112,025.00	Delinquent Tax & Lien Collections		Regional & Consolidated School Tax	31
Financial Administration	186,450.00	Business Personalty Replacement Taxes		School Taxes in Municipal Budget	
Assessment of Taxes	148,300.00	Taxes from Public Utilities		County Taxes	43 *
Collection of Taxes	93,100.00	Other Miscellaneous Tax Revenues		County Library Taxes	62
Planning, Housing & Development	188,900.00	State Aid Revenues		Local Municipal Purpose Taxes	33
Human Resources	126,987.00	Federal Aid Revenues		Veteran & Senior Citizen Taxes	
Elections	9,000.00	State and Local Fiscal Assistance Act Utilized		Total Taxes for Rate Computation	1.91
General Administration (other)	779,100.00	Sale of Acquired Property		Special District Taxes	
JUDICIARY		Other Miscellaneous Revenues		Bank Corp. Taxes	
Municipal Courts	101,800.00	Prior Years Surplus Appropriated		Added and Omitted Taxes	
PUBLIC SAFETY		REVENUES TOTAL		Total Taxes Levied - ABSTRACT	
Fire Protection	2,150.00	Reserve For Uncollected Taxes		Total Taxes Billed	
Police Protection	2,591,924.00	CAPITAL OUTLAY TOTAL		1991 TAXES COLLECTED	
Civil Defense & Disaster Control		Public Enterprises		1991 Taxes Cancelled, Abated or Adjusted	
Environmental Inspection & Control	424,650.00	Recreation-Culture		Transfer to Tax Title Liens or Foreclosed	
Other Public Safety		Public Works		Balance Outstanding Dec. 31, 1991	
PUBLIC WORKS		Buildings and Grounds		PRIOR YEARS TAXES OUTSTANDING	
Streets and Drainage	1,014,100.00	Library and Education		Balance January 1, 1991	
Sewers and Sewage Processing	200,400.00	Conservation		Collected in 1991	
Garbage and Trash Disposal	1,957,735.30	All Other		Cancelled, Abated or Adjusted 1991	
Public Buildings and Grounds	397,699.11	CAPITAL DEBT AUTHORIZED, DECEMBER 31, 1991		Transfers to Tax Title Liens or Foreclosed	
Other Public Works		ISSUED AND UNISSUED		Balance December 31, 1991	
HEALTH and WELFARE		GROSS DEBT		TAX TITLE LIENS OUTSTANDING	
Health Services Except Environmental	240,785.00	NET DEBT		Balance January 1, 1991	
Welfare-Public Assistance	30,450.00	SCHOOL		Transfer From Taxes	
Hospital, Clinics, First Aid	15,000.00	Self-Liquidating		Redeemed in 1991	
Animal, Insect, & Rodent Control	35,093.00	Other		Cancelled, Abated or Adjusted (1991)	
Other Welfare Services		Total		Transfers to Foreclosed Property	
RECREATION and CONSERVATION		ISSUED AND OUTSTANDING		Balance December 31, 1991	
Beaches and Boardwalks		SCHOOL		PROPERTY ACQUIRED BY DEED OR	
Parks, Playgrounds, Shade Trees	156,744.46	Self-Liquidating		FORECLOSURE	
Land Reclamation & Conservation	6,845.00	Other		Balance January 1, 1991	
Other Recreational Services	494,000.00	Total		Transfers From Taxes or Liens	
EDUCATION (excluding schools)		EQUALIZED VALUATION BASIS		Sale for Cash (1991)	
Libraries		FOR NET DEBT COMPUTATION		Cancelled, Abated or Adjusted (1991)	
Other Educational Services	13,370.00	REAL PROPERTY VALUATIONS		Balance December 31, 1991	
STATUTORY EXPENDITURES		Code Class # of Parcels % VAL'N		CURRENT FINANCES DECEMBER 31, 1991	
Pensions & F. L. C. A.	748,489.00	ASSESSED VALUATION		ASSETS	
Employee Fringe Benefits	650,000.00	1 Vacant Land 1406 4.34		Cash Dec. 31, 1991	
Other Statutory Expenditures		2 Residential 8675 83.89		Taxes Receivable	
CETA And Other Public Employment Programs		3 Farm 421 1.64		Tox Title Liens	
MUNICIPAL FUNCTIONS TOTAL	10,895,941.87	4a Commercial 225 9.45		Foreclosed Property	
CAPITAL IMPROVEMENTS	50,000.00	4b Industrial 9 .68		Emergencies & Other Deferred Charges	
DEBT SERVICE		4c Apartments		State and Federal Aid Receivable	
Principal Payments	1,130,200.00	Total 10736		Other Receivables	
Interest Payments	953,832.47	Land Area 30.85 Sq. Miles		Total	
DEFERRED CHARGES	127,924.19	Net Valuation Taxable-Municipal		LIABILITIES, RESERVES, AND SURPLUS	
SCHOOL, COUNTY, SPECIAL DISTRICT TAXES	29,744,032.68	Net Valuation Taxable-County		Cash Liabilities	
RESERVE FOR UNCOLLECTED TAXES	1,574,139.73	State Equalized Valuation		Reserves for Receivables	
EXPENDITURES TOTAL	44,476,070.94	State Equalization Ratio		Surplus Dec. 31, 1991	

1327
Population 1980 5,354
Population 1990 5,369
S & P Rating
Moody Rating

General Tax Rate Per \$100. 1.54
State Equalized Tax Rate 1.60

MANASQUAN BOROUGH - MONMOUTH CO.
Form of Government
Borough Council
Number of Members - 6

PER CAPITA: Gross Debt 724.19
Net Debt 263.11
Debt Service 6.95
Total Tax Levy 1,691.65
Municipal Expenditures 768.60
PER CENT: Gross Debt .67
Net Debt .24
Tax Levy Collected 95.81
Tax Levy Cancelled, Abated or Adjusted .08

EXPENDITURES		REVENUES-REALIZED		1991 PROPERTY TAX	
GENERAL GOVERNMENT				STATE EQUALIZED TAX RATE	
Governing Body & Public Boards		1991 Property Taxes Collected	8,709,532.99	Local District School Taxes	.85 4,668,073.00
Municipal Clerk		1991 Payments in Lieu of Taxes		Regional & Consolidated School Tax	
Financial Administration	49,628.27	Delinquent Tax & Lien Collections	402,237.29	School Taxes in Municipal Budget	
Assessment of Taxes	19,757.19	Business Personalty Replacement Taxes	44,153.60	County Taxes	.44 * 2,413,095.14
Collection of Taxes	34,045.42	Taxes from Public Utilities	329,211.00	County Library Taxes	.02 87,770.32
Planning, Housing & Development	33,974.64	Other Miscellaneous Tax Revenues		Local Municipal Purpose Taxes	.31 1,687,773.51
Human Resources	67,068.08	State Aid Revenues	210,063.91	Veteran & Senior Citizen Taxes	
Elections	1,500.00	Federal Aid Revenues		Total Taxes for Rate Computation	1.62 8,913,761.97
General Administration (other)	224,327.15	State and Local Fiscal Assistance Act Utilized		Special District Taxes	208,098.00
JUDICIARY		Sale of Acquired Property		Bank Corp. Taxes	
Municipal Courts	146,219.95	Other Miscellaneous Revenues	987,563.31	Added and Omitted Taxes	17,675.89
PUBLIC SAFETY				Total Taxes Levied - ABSTRACT	9,082,485.86
Fire Protection	1,881.11			Total Taxes Billed	9,090,433.14
Police Protection	1,093,315.16	Prior Years Surplus Appropriated	1,008,403.50	1991 TAXES COLLECTED	8,709,532.99
Civil Defense & Disaster Control	11,516.18	REVENUES TOTAL	11,691,165.60	1991 Taxes Cancelled, Abated or Adjusted	7,016.82
Environmental Inspection & Control	92,170.08	Reserve For Uncollected Taxes	487,535.94	Transfer to Tax Title Liens or Foreclosed	11,251.18
Other Public Safety		CAPITAL OUTLAY TOTAL	806,098.64	Balance Outstanding Dec. 31, 1991	362,632.15
PUBLIC WORKS				PRIOR YEARS TAXES OUTSTANDING	
Streets and Drainage	296,903.82	Public Enterprises	561,426.32	Balance January 1, 1991	417,750.92
Sewers and Sewage Processing		Recreation-Culture	38,727.27	Collected in 1991	402,237.29
Garbage and Trash Disposal	609,208.69	Public Works	205,720.05	Cancelled, Abated or Adjusted 1991	
Public Buildings and Grounds	77,633.22	Buildings and Grounds	225.00	Transfers to Tax Title Liens or Foreclosed	6,244.10
Other Public Works	53,905.00	Library and Education		Balance December 31, 1991	9,269.53
HEALTH and WELFARE		Conservation		TAX TITLE LIENS OUTSTANDING	
Health Services Except Environmental	3,624.82	All Other		Balance January 1, 1991	11,432.50
Welfare-Public Assistance	3,838.70	CAPITAL DEBT AUTHORIZED, DECEMBER 31, 1991		Transfer From Taxes	18,323.51
Hospital, Clinics, First Aid		ISSUED AND UNISSUED GROSS DEBT NET DEBT		Redeemed in 1991	
Animal, Insect, & Rodent Control	974.00	School 597,000		Cancelled, Abated or Adjusted (1991)	
Other Welfare Services		Self-Liquidating 2,383,084	504,530	Transfers to Foreclosed Property	
RECREATION and CONSERVATION		Other 908,094	908,094	Balance December 31, 1991	29,756.01
Beaches and Boardwalks		Total 3,888,178	1,412,624	PROPERTY ACQUIRED BY DEED OR	
Parks, Playgrounds, Shade Trees	32,817.72	ISSUED AND OUTSTANDING		FORECLOSURE	
Land Reclamation & Conservation	175,325.57	School 597,000.00		Balance January 1, 1991	48,440.00
Other Recreational Services	21,000.00	Self-Liquidating 471,604.08		Transfers From Taxes or Liens	
EDUCATION (excluding schools)		Other 484,005.00		Sale for Cash (1991)	
Libraries	38,000.00	Total 1,552,609.08		Cancelled, Abated or Adjusted (1991)	
Other Educational Services		EQUALIZED VALUATION BASIS		Balance December 31, 1991	48,440.00
STATUTORY EXPENDITURES		FOR NET DEBT COMPUTATION	576,753,643	CURRENT FINANCES DECEMBER 31, 1991	
Pensions & F. L. C. A.	219,079.92	REAL PROPERTY VALUATIONS		ASSETS	
Employee Fringe Benefits	168,419.71	Code Class # of Parcels % VAL'N ASSESSED VALUATION		Cash Dec. 31, 1991	2,903,967.07
Other Statutory Expenditures		1 Vacant Land 365 6.73 38,581,700.00		Taxes Receivable	371,901.68
CETA And Other Public Employment Programs		2 Residential 2638 81.04 464,676,500.00		Tax Title Liens	29,756.01
MUNICIPAL FUNCTIONS TOTAL	3,476,134.40	3 Farm		Foreclosed Property	48,440.00
CAPITAL IMPROVEMENTS *MEMO*		4a Commercial 199 11.23 64,414,325.00		Emergencies & Other Deferred Charges	98,000.00
DEBT SERVICE		4b Industrial 9 .54 3,037,300.00		State and Federal Aid Receivable	6,959.66
Principal Payments	37,335.00	4c Apartments 5 .45 2,596,500.00		Other Receivables	491,288.13
Interest Payments		Total 3216 573,356,325.00		Total	3,950,312.55
DEFERRED CHARGES	125,553.51	Land Area 1.40 Sq. Miles		LIABILITIES, RESERVES, AND SURPLUS	
SCHOOL, COUNTY, SPECIAL DISTRICT TAXES	7,377,036.46	Net Valuation Taxable-Municipal	574,224,939	Cash Liabilities	1,285,219.84
RESERVE FOR UNCOLLECTED TAXES	487,535.94	Net Valuation Taxable-County	588,603,036	Reserves for Receivables	941,385.82
EXPENDITURES TOTAL	11,503,645.31	State Equalized Valuation	551,220,241	Surplus Dec. 31, 1991	1,723,706.89
		State Equalization Ratio	104.18	Total	3,950,312.55

1518

Population 1980 27,987
 Population 1990 35,976
 S & P Rating
 Moody Rating

General Tax Rate Per \$100.

2.05

State Equalized Tax Rate

2.02

MANCHESTER TOWNSHIP - OCEAN CO.

Form of Government

Township Committee

Number of Members - 5

PER CAPITA:

Gross Debt 902.96
 Net Debt 736.75
 Debt Service 82.37
 Total Tax Levy 911.22
 Municipal Expenditures 485.51

PER CENT:

Gross Debt 1.96
 Net Debt 1.60
 Tax Levy Collected 95.63
 Tax Levy Cancelled, Abated or Adjusted .09

EXPENDITURES		REVENUES-REALIZED		1991 PROPERTY TAX	
GENERAL GOVERNMENT				STATE EQUALIZED TAX RATE	
Governing Body & Public Boards	53,500.00			Local District School Taxes	1.07 17,045,216.50
Municipal Clerk	165,760.00			Regional & Consolidated School Tax	
Financial Administration	196,650.00	1991 Property Taxes Collected	32,608,560.83	School Taxes in Municipal Budget	
Assessment of Taxes	285,725.00	1991 Payments in Lieu of Taxes	959.22	County Taxes	.40 * 6,423,535.09
Collection of Taxes	185,560.00	Delinquent Tax & Lien Collections	1,350,000.00	County Library Taxes	.03 506,913.31
Planning, Housing & Development	287,275.00	Business Personalty Replacement Taxes	39,040.48	Local Municipal Purpose Taxes	.52 8,358,917.66
Human Resources	155,543.00	Taxes from Public Utilities	2,094,275.00	Veteran & Senior Citizen Taxes	
Elections	25,000.00	Other Miscellaneous Tax Revenues		Total Taxes for Rate Computation	2.02 33,249,932.56
General Administration (other)	1,593,420.00	State Aid Revenues	3,655,602.95	Special District Taxes	
JUDICIARY		Federal Aid Revenues		Bank Corp. Taxes	
Municipal Courts	233,330.00	State and Local Fiscal Assistance Act Utilized		Added and Omitted Taxes	447,609.12
PUBLIC SAFETY		Sale of Acquired Property	25,074.85	Total Taxes Levied - ABSTRACT	32,782,191.68
Fire Protection	224,350.30	Other Miscellaneous Revenues	1,546,422.76	Total Taxes Billed	34,095,294.67
Police Protection	4,358,012.75		41,319,936.09	1991 TAXES COLLECTED	32,608,560.83
Civil Defense & Disaster Control	4,065.00	Prior Years Surplus Appropriated	516,173.78	1991 Taxes Cancelled, Abated or Adjusted	31,473.59
Environmental Inspection & Control	205,710.00	REVENUES TOTAL	41,836,109.87	Transfer to Tax Title Liens or Foreclosed	5,102.20
Other Public Safety		Reserve For Uncollected Taxes	1,505,632.66	Balance Outstanding Dec. 31, 1991	1,449,158.05
PUBLIC WORKS		CAPITAL OUTLAY TOTAL	33,442.79	PRIOR YEARS TAXES OUTSTANDING	
Streets and Drainage	1,246,094.83	Public Enterprises		Balance January 1, 1991	1,470,768.15
Sewers and Sewage Processing		Recreation-Culture		Collected in 1991	608,536.48
Garbage and Trash Disposal	31,500.00	Public Works	530.72	Cancelled, Abated or Adjusted 1991	
Public Buildings and Grounds	216,840.00	Buildings and Grounds	4,748.00	Transfers to Tax Title Liens or Foreclosed	
Other Public Works	341,645.00	Library and Education	28,164.07	Balance December 31, 1991	862,231.67
HEALTH and WELFARE		Conservation		TAX TITLE LIENS OUTSTANDING	
Health Services Except Environmental		All Other		Balance January 1, 1991	7,786.30
Welfare-Public Assistance	6,950.00	CAPITAL DEBT AUTHORIZED, DECEMBER 31, 1991		Transfer From Taxes	14,615.71
Hospital, Clinics, First Aid		ISSUED AND UNISSUED GROSS DEBT NET DEBT		Redeemed in 1991	9,297.07
Animal, Insect, & Rodent Control	30,200.00	School	5,934,000	Cancelled, Abated or Adjusted (1991)	
Other Welfare Services		Self-Liquidating		Transfers to Foreclosed Property	
RECREATION and CONSERVATION		Other	26,551,050	Balance December 31, 1991	13,104.94
Beaches and Boardwalks		Total	32,485,050	PROPERTY ACQUIRED BY DEED OR FORECLOSURE	
Parks, Playgrounds, Shade Trees		ISSUED AND OUTSTANDING		Balance January 1, 1991	157,976.15
Land Reclamation & Conservation	498,192.00	School	5,934,000.00	Transfers From Taxes or Liens	
Other Recreational Services	73,000.00	Self-Liquidating		Sale for Cash (1991)	25,074.85
EDUCATION (excluding schools)		Other	19,403,750.00	Cancelled, Abated or Adjusted (1991)	
Libraries		Total	25,337,750.00	Balance December 31, 1991	132,901.30
Other Educational Services	2,000.00	EQUALIZED VALUATION BASIS		CURRENT FINANCES DECEMBER 31, 1991	
STATUTORY EXPENDITURES		FOR NET DEBT COMPUTATION	1,661,006,856	ASSETS	
Pensions & F. I. C. A.	1,235,100.00	REAL PROPERTY VALUATIONS		Cash Dec. 31, 1991	95,779.30
Employee Fringe Benefits	1,319,250.00	Code Class # of Parcels % VAL'N ASSESSED VALUATION		Taxes Receivable	2,311,389.72
Other Statutory Expenditures		1 Vacant Land 6218 5.37 84,155,200.00		Tax Title Liens	13,104.94
CETA And Other Public Employment Programs		2 Residential 15650 81.58 1,277,439,000.00		Foreclosed Property	132,901.30
MUNICIPAL FUNCTIONS TOTAL	12,974,672.88	3 Farm 26 .08 1,224,000.00		Emergencies & Other Deferred Charges	5,938,549.16
CAPITAL IMPROVEMENTS *MEMO*	10,000.00	4a Commercial 115 5.35 83,773,100.00		State and Federal Aid Receivable	301,970.67
DEBT SERVICE		4b Industrial 11 1.45 22,705,400.00		Other Receivables	121,484.88
Principal Payments	1,354,000.00	4c Apartments 6 6.17 96,600,700.00		Total	8,915,179.97
Interest Payments	1,609,446.86	Total 22026 1,565,897,400.00		LIABILITIES, RESERVES, AND SURPLUS	
DEFERRED CHARGES	22,838.73	Land Area 82.50 Sq. Miles		Cash Liabilities	5,260,125.50
SCHOOL COUNTY, SPECIAL DISTRICT TAXES	23,975,664.90	Net Valuation Taxable-Municipal	1,577,154,277	Reserves for Receivables	1,971,889.27
RESERVE FOR UNCOLLECTED TAXES	1,505,632.66	Net Valuation Taxable-County	1,728,203,479	Surplus Dec. 31, 1991	1,683,165.20
EXPENDITURES TOTAL	41,442,256.03	State Equalized Valuation	1,597,136,358	Total	8,915,179.97
		State Equalization Ratio	98.74		

General Tax Rate Per \$100.	1.96
State Equalized Tax Rate	1.75

MANNINGTON TOWNSHIP - SALEM CO.
Form of Government
Township Committee
Number of Members - 3

PER CAPITA:		PER CENT:	
Gross Debt	15.36	Gross Debt	.03
Net Debt	15.36	Net Debt	.03
Debt Service	34.24	Tax Levy Collected	90.93
Total Tax Levy	1,061.28	Tax Levy Cancelled, Abated	
Municipal Expenditures	445.96	or Adjusted	.21

EXPENDITURES		REVENUES-REALIZED		1991 PROPERTY TAX	
GENERAL GOVERNMENT				STATE EQUALIZED TAX RATE	
Governing Body & Public Boards		1991 Property Taxes Collected	1,651,099.00	Local District School Taxes	.97 982,858.00
Municipal Clerk		1991 Payments in Lieu of Taxes		Regional & Consolidated School Tax	
Financial Administration	21,614.00	Delinquent Tax & Lien Collections	138,969.00	School Taxes in Municipal Budget	
Assessment of Taxes	15,871.00	Business Personalty Replacement Taxes	94,583.00	County Taxes	.72 728,595.92
Collection of Taxes	15,202.00	Taxes from Public Utilities	178,039.00	County Library Taxes	
Planning, Housing & Development	12,049.00	Other Miscellaneous Tax Revenues		Local Municipal Purpose Taxes	.07 69,334.00
Human Resources	9,172.00	State Aid Revenues	71,252.00	Veteran & Senior Citizen Taxes	21,100.00
Elections		Federal Aid Revenues		Total Taxes for Rate Computation	1.76 1,801,887.92
General Administration (other)	132,300.00	State and Local Fiscal Assistance Act Utilized		Special District Taxes	
JUDICIARY		Sale of Acquired Property		Bank Corp. Taxes	
Municipal Courts	21,702.00	Other Miscellaneous Revenues	110,638.00	Added and Omitted Taxes	15,967.00
PUBLIC SAFETY		Total	2,244,580.00	Total Taxes Levied - ABSTRACT	1,796,754.92
Fire Protection	16,947.00	Prior Years Surplus Appropriated	160,209.00	Total Taxes Billed	1,815,778.00
Police Protection	800.00	REVENUES TOTAL	2,404,789.00	1991 TAXES COLLECTED	1,651,099.00
Civil Defense & Disaster Control	4,000.00	Reserve For Uncollected Taxes	149,602.00	1991 Taxes Cancelled, Abated or Adjusted	3,801.00
Environmental Inspection & Control	20,115.00			Transfer to Tax Title Liens or Foreclosed	14,441.00
Other Public Safety				Balance Outstanding Dec. 31, 1991	146,437.00
PUBLIC WORKS		CAPITAL OUTLAY TOTAL		PRIOR YEARS TAXES OUTSTANDING	
Streets and Drainage	119,504.00	Public Enterprises		Balance January 1, 1991	123,897.00
Sewers and Sewage Processing		Recreation-Culture		Collected in 1991	112,593.00
Garbage and Trash Disposal	91,746.00	Public Works		Cancelled, Abated or Adjusted 1991	
Public Buildings and Grounds	6,800.00	Buildings and Grounds		Transfers to Tax Title Liens or Foreclosed	11,304.00
Other Public Works		Library and Education		Balance December 31, 1991	
HEALTH and WELFARE		Conservation		TAX TITLE LIENS OUTSTANDING	
Health Services Except Environmental	1,280.00	All Other		Balance January 1, 1991	43,024.00
Welfare-Public Assistance	1,945.00			Transfer From Taxes	25,745.00
Hospital, Clinics, First Aid				Redeemed in 1991	26,376.00
Animal, Insect, & Rodent Control	6,300.00			Cancelled, Abated or Adjusted (1991)	
Other Welfare Services				Transfers to Foreclosed Property	
RECREATION and CONSERVATION				Balance December 31, 1991	42,393.00
Beaches and Boardwalks				PROPERTY ACQUIRED BY DEED OR	
Parks, Playgrounds, Shade Trees				FORECLOSURE	
Land Reclamation & Conservation				Balance January 1, 1991	36,150.00
Other Recreational Services	750.00			Transfers From Taxes or Liens	
EDUCATION (excluding schools)				Sale for Cash (1991)	
Libraries				Cancelled, Abated or Adjusted (1991)	
Other Educational Services				Balance December 31, 1991	36,150.00
STATUTORY EXPENDITURES				CURRENT FINANCES DECEMBER 31, 1991	
Pensions & F. L. C. A.	24,356.00			ASSETS	
Employee Fringe Benefits	7,331.00			Cash Dec. 31, 1991	694,660.00
Other Statutory Expenditures	1,000.00			Taxes Receivable	146,437.00
CETA And Other Public Employment Programs				Tax Title Liens	42,393.00
MUNICIPAL FUNCTIONS TOTAL	530,784.00			Foreclosed Property	36,150.00
CAPITAL IMPROVEMENTS *MEMO*	5,000.00			Emergencies & Other Deferred Charges	62,760.00
DEBT SERVICE				State and Federal Aid Receivable	
Principal Payments	53,114.00			Other Receivables	3,589.00
Interest Payments	4,846.00			Total	985,989.00
DEFERRED CHARGES	16,656.00			LIABILITIES, RESERVES, AND SURPLUS	
SCHOOL, COUNTY, SPECIAL DISTRICT TAXES	1,711,453.92			Cash Liabilities	353,497.00
RESERVE FOR UNCOLLECTED TAXES	149,602.00			Reserves for Receivables	228,569.00
EXPENDITURES TOTAL	2,466,455.92			Surplus Dec. 31, 1991	403,923.00
				Total	985,989.00

0318
 Population 1980 2,523
 Population 1990 3,874
 S & P Rating
 Moody Rating

General Tax Rate Per \$100. 1.79
 State Equalized Tax Rate 1.70

MANSFIELD TOWNSHIP - BURLINGTON CO.
 Form of Government
 Township Committee
 Number of Members - 3

PER CAPITA:
 Gross Debt 839.28
 Net Debt 229.69
 Debt Service 12.13
 Total Tax Levy 1,296.82
 Municipal Expenditures 481.35

PER CENT:
 Gross Debt 1.20
 Net Debt .33
 Tax Levy Collected 96.33
 Tax Levy Cancelled, Abated or Adjusted .09

EXPENDITURES		REVENUES-REALIZED		1991 PROPERTY TAX	
GENERAL GOVERNMENT				STATE EQUALIZED TAX RATE	
Governing Body & Public Boards		1991 Property Taxes Collected		Local District School Taxes	1,866,871.00
Municipal Clerk		1991 Payments in Lieu of Taxes		Regional & Consolidated School Tax	1,457,610.81
Financial Administration	35,000.00	Delinquent Tax & Lien Collections		School Taxes in Municipal Budget	
Assessment of Taxes	49,640.00	Business Personalty Replacement Taxes		County Taxes	1,545,776.11
Collection of Taxes	34,468.00	Taxes from Public Utilities		County Library Taxes	95,265.00
Planning, Housing & Development	28,759.00	Other Miscellaneous Tax Revenues		Local Municipal Purpose Taxes	
Human Resources	19,626.00	State Aid Revenues		Veteran & Senior Citizen Taxes	60,750.00
Elections	1,668.00	Federal Aid Revenues		Total Taxes for Rate Computation	5,026,272.92
General Administration (other)	423,535.00	State and Local Fiscal Assistance Act Utilized		Special District Taxes	4,330.00
JUDICIARY		Sale of Acquired Property		Bank Corp. Taxes	
Municipal Courts	136,685.00	Other Miscellaneous Revenues		Added and Omitted Taxes	54,031.00
PUBLIC SAFETY		Total		Total Taxes Levied - ABSTRACT	5,023,883.92
Fire Protection	37,100.00	Prior Years Surplus Appropriated		Total Taxes Billed	4,902,661.00
Police Protection	173,546.00	REVENUES TOTAL		1991 TAXES COLLECTED	4,722,761.00
Civil Defense & Disaster Control	2,684.00	Reserve For Uncollected Taxes		1991 Taxes Cancelled, Abated or Adjusted	4,578.00
Environmental Inspection & Control	30,106.00	CAPITAL OUTLAY TOTAL		Transfer to Tax Title Liens or Foreclosed	6,458.00
Other Public Safety				Balance Outstanding Dec. 31, 1991	168,864.00
PUBLIC WORKS				PRIOR YEARS TAXES OUTSTANDING	
Streets and Drainage	111,300.00	Public Enterprises		Balance January 1, 1991	242,667.00
Sewers and Sewage Processing		Recreation—Culture		Collected in 1991	242,353.00
Garbage and Trash Disposal	183,300.00	Public Works		Cancelled, Abated or Adjusted 1991	
Public Buildings and Grounds	24,571.00	Buildings and Grounds		Transfers to Tax Title Liens or Foreclosed	252.00
Other Public Works		Library and Education		Balance December 31, 1991	62.00
HEALTH and WELFARE		Conservation		TAX TITLE LIENS OUTSTANDING	
Health Services Except Environmental	18,064.00	All Other		Balance January 1, 1991	23,134.00
Welfare—Public Assistance	8,948.00	CAPITAL DEBT AUTHORIZED, DECEMBER 31, 1991		Transfer From Taxes	6,776.00
Hospital, Clinics, First Aid		ISSUED AND UNISSUED GROSS DEBT NET DEBT		Redeemed in 1991	
Animal, Insect, & Rodent Control		School 2,361,553		Cancelled, Abated or Adjusted (1991)	
Other Welfare Services		Self-Liquidating		Transfers to Foreclosed Property	
RECREATION and CONSERVATION		Other 889,800		Balance December 31, 1991	29,910.00
Beaches and Boardwalks		Total 3,251,353		PROPERTY ACQUIRED BY DEED OR FORECLOSURE	
Parks, Playgrounds, Shade Trees		ISSUED AND OUTSTANDING		Balance January 1, 1991	
Land Reclamation & Conservation	15,550.00	School		Transfers From Taxes or Liens	
Other Recreational Services	26,750.00	Self-Liquidating		Sale for Cash (1991)	
EDUCATION (excluding schools)		Other		Cancelled, Abated or Adjusted (1991)	
Libraries		Total		Balance December 31, 1991	
Other Educational Services		EQUALIZED VALUATION BASIS		CURRENT FINANCES DECEMBER 31, 1991	
STATUTORY EXPENDITURES		FOR NET DEBT COMPUTATION		ASSETS	
Pensions & F. L. C. A.	71,972.00	REAL PROPERTY VALUATIONS		Cash Dec. 31, 1991	1,669,654.00
Employee Fringe Benefits	53,000.00	Code Class # of Parcels % VAL'N ASSESSED VALUATION		Taxes Receivable	168,926.00
Other Statutory Expenditures	500.00	1 Vacant Land 393 7.79 20,948,100.00		Tax Title Liens	29,910.00
CETA And Other Public Employment Programs		2 Residential 1388 71.34 191,802,700.00		Foreclosed Property	
MUNICIPAL FUNCTIONS TOTAL	1,496,772.00	3 Farm 387 9.91 26,632,100.00		Emergencies & Other Deferred Charges	
CAPITAL IMPROVEMENTS *MEMO*	50,000.00	4a Commercial 73 9.02 24,256,000.00		State and Federal Aid Receivable	
DEBT SERVICE		4b Industrial 3 1.35 3,635,000.00		Other Receivables	16,174.00
Principal Payments	7,700.00	4c Apartments 10 .59 1,577,400.00		Total	1,884,664.00
Interest Payments	39,237.00	Total 2254 268,851,300.00		LIABILITIES, RESERVES, AND SURPLUS	
DEFERRED CHARGES	10,849.00	Land Area 23.09 Sq. Miles		Cash Liabilities	711,983.00
SCHOOL, COUNTY, SPECIAL DISTRICT TAXES	4,969,352.92	Net Valuation Taxable-Municipal		Reserves for Receivables	215,010.00
RESERVE FOR UNCOLLECTED TAXES	310,133.00	Net Valuation Taxable-County		Surplus Dec. 31, 1991	957,671.00
EXPENDITURES TOTAL	6,834,593.92	State Equalized Valuation		Total	1,884,664.00
		State Equalization Ratio			

2116

Population 1980 5,780
 Population 1990 7,154
 S & P Rating
 Moody Rating

General Tax Rate Per \$100.

2.30

State Equalized Tax Rate

1.91

MANSFIELD TOWNSHIP - WARREN CO.

Form of Government
 Township Committee
 Number of Members - 5

PER CAPITA:

Gross Debt 43.38
 Net Debt 8.71
 Debt Service
 Total Tax Levy 863.05
 Municipal Expenditures 324.87

PER CENT:

Gross Debt .09
 Net Debt .02
 Tax Levy Collected 93.43
 Tax Levy Cancelled, Abated or Adjusted .32

EXPENDITURES		REVENUES-REALIZED		1991 PROPERTY TAX	
GENERAL GOVERNMENT		1991 Property Taxes Collected		STATE EQUALIZED TAX RATE	
Governing Body & Public Boards		1991 Payments in Lieu of Taxes	5,787,930.29	Local District School Taxes	.59 1,916,031.00
Municipal Clerk		Delinquent Tax & Lien Collections	295,274.75	Regional & Consolidated School Tax	.61 1,976,898.69
Financial Administration	64,600.00	Business Personalty Replacement Taxes	48,308.68	School Taxes in Municipal Budget	
Assessment of Taxes	18,100.00	Taxes from Public Utilities	691,900.00	County Taxes	.65 2,082,955.97
Collection of Taxes	28,715.00	Other Miscellaneous Tax Revenues		County Library Taxes	.05 165,297.08
Planning, Housing & Development	55,134.00	State Aid Revenues	335,821.00	Local Municipal Purpose Taxes	
Human Resources	63,816.00	Federal Aid Revenues		Veteran & Senior Citizen Taxes	37,050.00
Elections	1,750.00	State and Local Fiscal Assistance Act Utilized		Total Taxes for Rate Computation	1.90 6,178,232.74
General Administration (other)	287,011.63	Sale of Acquired Property		Special District Taxes	
JUDICIARY		Other Miscellaneous Revenues	412,054.25	Bank Corp. Taxes	
Municipal Courts	60,755.00	Total	7,571,288.97	Added and Omitted Taxes	33,092.91
PUBLIC SAFETY		Prior Years Surplus Appropriated	924,640.71	Total Taxes Levied - ABSTRACT	6,174,275.65
Fire Protection	96,682.50	REVENUES TOTAL	8,495,929.68	Total Taxes Billed	6,194,780.90
Police Protection	481,187.00	Reserve For Uncollected Taxes	420,424.49	1991 TAXES COLLECTED	5,787,930.29
Civil Defense & Disaster Control	1,200.00	CAPITAL OUTLAY TOTAL	219,662.05	1991 Taxes Cancelled, Abated or Adjusted	19,537.89
Environmental Inspection & Control	23,950.00			Transfer to Tax Title Liens or Foreclosed	24,495.00
Other Public Safety				Balance Outstanding Dec. 31, 1991	362,817.72
PUBLIC WORKS				PRIOR YEARS TAXES OUTSTANDING	
Streets and Drainage	375,919.70	Public Enterprises		Balance January 1, 1991	388,604.54
Sewers and Sewage Processing		Recreation-Culture		Collected in 1991	276,442.71
Garbage and Trash Disposal	7,000.00	Public Works	192,662.05	Cancelled, Abated or Adjusted 1991	7,289.22
Public Buildings and Grounds	18,478.00	Buildings and Grounds	27,000.00	Transfers to Tax Title Liens or Foreclosed	
Other Public Works	29,050.00	Library and Education		Balance December 31, 1991	104,872.61
HEALTH and WELFARE		Conservation		TAX TITLE LIENS OUTSTANDING	
Health Services Except Environmental	1,035.00	All Other		Balance January 1, 1991	171,341.63
Welfare-Public Assistance	4,326.00			Transfer From Taxes	24,495.00
Hospital, Clinics, First Aid				Redeemed in 1991	18,832.04
Animal, Insect, & Rodent Control	1,100.00			Cancelled, Abated or Adjusted (1991)	
Other Welfare Services				Transfers to Foreclosed Property	
RECREATION and CONSERVATION				Balance December 31, 1991	177,004.59
Beaches and Boardwalks				PROPERTY ACQUIRED BY DEED OR	
Parks, Playgrounds, Shade Trees				FORECLOSURE	
Land Reclamation & Conservation	4,310.00			Balance January 1, 1991	207,475.00
Other Recreational Services	19,150.00			Transfers From Taxes or Liens	
EDUCATION (excluding schools)				Sale for Cash (1991)	
Libraries				Cancelled, Abated or Adjusted (1991)	
Other Educational Services				Balance December 31, 1991	207,475.00
STATUTORY EXPENDITURES				CURRENT FINANCES DECEMBER 31, 1991	
Pensions & F. I. C. A.	153,457.32			ASSETS	
Employee Fringe Benefits	95,600.00			Cash Dec. 31, 1991	1,751,375.02
Other Statutory Expenditures				Taxes Receivable	467,690.33
CETA And Other Public Employment Programs				Tax Title Liens	177,004.59
MUNICIPAL FUNCTIONS TOTAL	1,892,377.15			Foreclosed Property	207,475.00
CAPITAL IMPROVEMENTS *MEMO*				Emergencies & Other Deferred Charges	5,124.19
DEBT SERVICE				State and Federal Aid Receivable	1,580.31
Principal Payments				Other Receivables	124,608.71
Interest Payments				Total	2,734,858.15
DEFERRED CHARGES				LIABILITIES, RESERVES, AND SURPLUS	
SCHOOL, COUNTY, SPECIAL DISTRICT TAXES	11,331.99			Cash Liabilities	684,830.87
RESERVE FOR UNCOLLECTED TAXES	6,141,132.74			Reserves for Receivables	976,778.63
EXPENDITURES TOTAL	8,465,316.27			Surplus Dec. 31, 1991	1,073,248.65
				Total	2,734,858.15

1519
Population 1980 433
Population 1990 334
S & P Rating
Moody Rating

General Tax Rate Per \$100.

State Equalized Tax Rate

.70

.70

MANTOLOKING BOROUGH - OCEAN CO.
Form of Government
Borough Council
Number of Members - 6

PER CAPITA:

Gross Debt 1,333.68
Net Debt 1,333.68
Debt Service 327.13
Total Tax Levy 9,038.94
Municipal Expenditures 4,724.60

PER CENT:

Gross Debt .10
Net Debt .10
Tax Levy Collected 96.13
Tax Levy Cancelled, Abated or Adjusted .57

EXPENDITURES		REVENUES-REALIZED		1991 PROPERTY TAX	
GENERAL GOVERNMENT				STATE EQUALIZED TAX RATE	
Governing Body & Public Boards				Local District School Taxes	128,845.00
Municipal Clerk	38,000.00	1991 Property Taxes Collected		Regional & Consolidated School Tax	
Financial Administration	12,300.00	1991 Payments in Lieu of Taxes		School Taxes in Municipal Budget	
Assessment of Taxes	8,700.00	Delinquent Tax & Lien Collections		County Taxes	* 1,662,470.81
Collection of Taxes	10,500.00	Business Personalty Replacement Taxes		County Library Taxes	131,087.24
Planning, Housing & Development	7,800.00	Taxes from Public Utilities		Local Municipal Purpose Taxes	1,092,629.00
Human Resources	75,273.00	Other Miscellaneous Tax Revenues		Veteran & Senior Citizen Taxes	2,400.00
Elections		State Aid Revenues		Total Taxes for Rate Computation	3,017,432.05
General Administration (other)	170,834.75	Federal Aid Revenues		Special District Taxes	
JUDICIARY		State and Local Fiscal Assistance Act Utilized		Bank Corp. Taxes	
Municipal Courts	19,000.00	Sale of Acquired Property		Added and Omitted Taxes	3,975.38
PUBLIC SAFETY		Other Miscellaneous Revenues		Total Taxes Levied - ABSTRACT	3,019,007.43
Fire Protection	35,000.00	Total		Total Taxes Billed	3,021,019.86
Police Protection	353,487.20	Prior Years Surplus Appropriated		1991 TAXES COLLECTED	2,904,228.52
Civil Defense & Disaster Control	500.00	REVENUES TOTAL		1991 Taxes Cancelled, Abated or Adjusted	17,244.00
Environmental Inspection & Control	12,200.00	Reserve For Uncollected Taxes		Transfer to Tax Title Liens or Foreclosed	5,627.86
Other Public Safety		CAPITAL OUTLAY TOTAL		Balance Outstanding Dec. 31, 1991	93,919.46
PUBLIC WORKS				PRIOR YEARS TAXES OUTSTANDING	
Streets and Drainage	89,100.00	Public Enterprises		Balance January 1, 1991	109,598.07
Sewers and Sewage Processing	152,200.00	Recreation-Culture		Collected in 1991	98,879.02
Garbage and Trash Disposal	182,244.00	Public Works		Cancelled, Abated or Adjusted 1991	
Public Buildings and Grounds	42,760.00	Buildings and Grounds		Transfers to Tax Title Liens or Foreclosed	9,719.05
Other Public Works		Library and Education		Balance December 31, 1991	1,000.00
HEALTH and WELFARE		Conservation		TAX TITLE LIENS OUTSTANDING	
Health Services Except Environmental	200.00	All Other		Balance January 1, 1991	
Welfare-Public Assistance	500.00	CAPITAL DEBT AUTHORIZED, DECEMBER 31, 1991		Transfer From Taxes	18,732.80
Hospital, Clinics, First Aid	200.00	ISSUED AND UNISSUED GROSS DEBT NET DEBT		Redeemed in 1991	
Animal, Insect, & Rodent Control		School		Cancelled, Abated or Adjusted (1991)	
Other Welfare Services		Self-Liquidating		Transfers to Foreclosed Property	
RECREATION and CONSERVATION		Other		Balance December 31, 1991	18,732.80
Beaches and Boardwalks	24,000.00	Total		PROPERTY ACQUIRED BY DEED OR FORECLOSURE	
Parks, Playgrounds, Shade Trees		ISSUED AND OUTSTANDING		Balance January 1, 1991	
Land Reclamation & Conservation		School		Transfers From Taxes or Liens	
Other Recreational Services		Self-Liquidating		Sale for Cash (1991)	
EDUCATION (excluding schools)		Other		Cancelled, Abated or Adjusted (1991)	
Libraries		Total		Balance December 31, 1991	
Other Educational Services		EQUALIZED VALUATION BASIS		CURRENT FINANCES DECEMBER 31, 1991	
STATUTORY EXPENDITURES		FOR NET DEBT COMPUTATION		ASSETS	
Pensions & F. L. C. A.	70,999.82	REAL PROPERTY VALUATIONS		Cash Dec. 31, 1991	624,181.20
Employee Fringe Benefits	38,200.00	Code Class # of Parcels % VAL'N ASSESSED VALUATION		Taxes Receivable	94,919.46
Other Statutory Expenditures		1 Vacant Land 60 3.33 16,606,300.00		Tax Title Liens	18,732.80
CETA And Other Public Employment Programs		2 Residential 506 94.45 409,146,500.00		Foreclosed Property	
MUNICIPAL FUNCTIONS TOTAL	1,343,998.77	3 Farm 7 1.72 7,449,300.00		Emergencies & Other Deferred Charges	22,000.00
CAPITAL IMPROVEMENTS *MEMO*	80,000.00	4a Commercial 4b Industrial 4c Apartments		State and Federal Aid Receivable	
DEBT SERVICE		Total 573 433,202,100.00		Other Receivables	3,261.59
Principal Payments	96,300.00	Land Area .44 Sq. Miles		Total	763,095.05
Interest Payments	12,960.25	Net Valuation Taxable-Municipal		LIABILITIES, RESERVES, AND SURPLUS	
DEFERRED CHARGES	13,990.18	Net Valuation Taxable-County		Cash Liabilities	327,576.15
SCHOOL, COUNTY, SPECIAL DISTRICT TAXES	1,922,403.05	State Equalized Valuation		Reserves for Receivables	116,913.85
RESERVE FOR UNCOLLECTED TAXES	113,758.00	State Equalization Ratio		Surplus Dec. 31, 1991	318,605.05
EXPENDITURES TOTAL	3,500,420.25			Total	763,095.05

0810
Population 1980 9,193
Population 1990 10,074
S & P Rating
Moody Rating A

General Tax Rate Per \$100.
3.75
State Equalized Tax Rate
2.42

MANTUA TOWNSHIP - GLOUCESTER CO.
Form of Government
Township Committee
Number of Members - 5

PER CAPITA:
Gross Debt 232.04
Net Debt 141.80
Debt Service 36.85
Total Tax Levy 1,080.36
Municipal Expenditures 509.82
PER CENT:
Gross Debt .62
Net Debt .38
Tax Levy Collected 94.33
Tax Levy Cancelled, Abated or Adjusted .11

EXPENDITURES		REVENUES-REALIZED		1991 PROPERTY TAX	
GENERAL GOVERNMENT				STATE EQUALIZED TAX RATE	
Governing Body & Public Boards		1991 Property Taxes Collected	10,287,355.19	Local District School Taxes	.66 2,854,325.50
Municipal Clerk		1991 Payments in Lieu of Taxes		Regional & Consolidated School Tax	.63 2,757,243.58
Financial Administration	45,880.60	Delinquent Tax & Lien Collections	713,919.20	School Taxes in Municipal Budget	
Assessment of Taxes	43,783.00	Business Personalty Replacement Taxes	60,696.04	County Taxes	.59 2,583,424.08
Collection of Taxes	51,683.00	Taxes from Public Utilities	576,892.00	County Library Taxes	.02 102,772.22
Planning, Housing & Development	37,576.00	Other Miscellaneous Tax Revenues		Local Municipal Purpose Taxes	.50 2,170,836.00
Human Resources	71,097.75	State Aid Revenues	494,353.43	Veteran & Senior Citizen Taxes	
Elections		Federal Aid Revenues		Total Taxes for Rate Computation	2.40 10,570,001.38
General Administration (other)	453,840.00	State and Local Fiscal Assistance Act Utilized		Special District Taxes	
JUDICIARY		Sale of Acquired Property		Bank Corp. Taxes	
Municipal Courts	56,884.00	Other Miscellaneous Revenues	834,820.72	Added and Omitted Taxes	414,990.88
PUBLIC SAFETY		Total	12,968,036.58	Total Taxes Levied - ABSTRACT	10,883,592.26
Fire Protection	102,168.40	Prior Years Surplus Appropriated	875,000.00	Total Taxes Billed	10,905,598.26
Police Protection	1,013,641.27	REVENUES TOTAL	13,843,036.58	1991 TAXES COLLECTED	10,287,355.19
Civil Defense & Disaster Control		Reserve For Uncollected Taxes	970,147.00	1991 Taxes Cancelled, Abated or Adjusted	11,711.75
Environmental Inspection & Control	167,445.00	CAPITAL OUTLAY TOTAL	83,647.77	Transfer to Tax Title Liens or Foreclosed	76,339.02
Other Public Safety				Balance Outstanding Dec. 31, 1991	530,192.30
PUBLIC WORKS				PRIOR YEARS TAXES OUTSTANDING	
Streets and Drainage	249,975.00	Public Enterprises		Balance January 1, 1991	720,619.84
Sewers and Sewage Processing		Recreation—Culture	4,479.22	Collected in 1991	628,783.29
Garbage and Trash Disposal	906,744.57	Public Works	25,592.77	Cancelled, Abated or Adjusted 1991	2,485.30
Public Buildings and Grounds	31,092.00	Buildings and Grounds	53,575.78	Transfers to Tax Title Liens or Foreclosed	72,603.99
Other Public Works	36,000.00	Library and Education		Balance December 31, 1991	16,747.26
HEALTH and WELFARE		Conservation		TAX TITLE LIENS OUTSTANDING	
Health Services Except Environmental	2,964.00	All Other		Balance January 1, 1991	195,549.54
Welfare—Public Assistance	5,465.00	CAPITAL DEBT AUTHORIZED, DECEMBER 31, 1991		Transfer From Taxes	156,916.42
Hospital, Clinics, First Aid		ISSUED AND UNISSUED		Redeemed in 1991	85,135.91
Animal, Insect, & Rodent Control		School	909,098	Cancelled, Abated or Adjusted (1991)	
Other Welfare Services		Self-Liquidating		Transfers to Foreclosed Property	67,689.57
RECREATION and CONSERVATION		Other	1,428,500	Balance December 31, 1991	199,640.48
Beaches and Boardwalks		Total	2,337,598	PROPERTY ACQUIRED BY DEED OR	
Parks, Playgrounds, Shade Trees				FORECLOSURE	
Land Reclamation & Conservation	9,452.43	ISSUED AND OUTSTANDING		Balance January 1, 1991	2,118,860.43
Other Recreational Services	28,746.00	School	909,098.84	Transfers From Taxes or Liens	67,689.57
EDUCATION (excluding schools)		Self-Liquidating		Sale for Cash (1991)	
Libraries		Other	1,191,500.00	Cancelled, Abated or Adjusted (1991)	
Other Educational Services	3,000.00	Total	2,100,598.84	Balance December 31, 1991	2,186,550.00
STATUTORY EXPENDITURES		EQUALIZED VALUATION BASIS		CURRENT FINANCES DECEMBER 31, 1991	
Pensions & F. I. C. A.	204,148.43	FOR NET DEBT COMPUTATION	374,248.086	ASSETS	
Employee Fringe Benefits	246,650.00	REAL PROPERTY VALUATIONS		Cash Dec. 31, 1991	2,921,950.41
Other Statutory Expenditures	12,000.93	Code Class # of Parcels % VAL'N		Taxes Receivable	546,939.56
CETA And Other Public Employment Programs		1 Vacant Land 1022 6.09	16,797,800.00	Tax Title Liens	199,640.48
MUNICIPAL FUNCTIONS TOTAL	3,780,237.38	2 Residential 3182 75.87	209,404,600.00	Foreclosed Property	2,186,550.00
CAPITAL IMPROVEMENTS *MEMO*	25,000.00	3 Farm 330 4.50	12,414,500.00	Emergencies & Other Deferred Charges	41,417.02
DEBT SERVICE		4a Commercial 130 10.62	29,301,500.00	State and Federal Aid Receivable	4,900.80
Principal Payments	268,000.00	4b Industrial 10 2.75	7,576,700.00	Other Receivables	27,918.58
Interest Payments	103,212.15	4c Apartments 5 .18	508,500.00	Total	5,929,316.85
DEFERRED CHARGES	14,234.92	Total 4679	276,003,600.00	LIABILITIES, RESERVES, AND SURPLUS	
SCHOOL, COUNTY, SPECIAL DISTRICT TAXES	8,297,755.38	Land Area 15.96 Sq. Miles		Cash Liabilities	960,279.93
RESERVE FOR UNCOLLECTED TAXES	970,147.00	Net Valuation Taxable-Municipal	279,749,530	Reserves for Receivables	2,961,048.62
EXPENDITURES TOTAL	13,433,646.83	Net Valuation Taxable-County	413,648,434	Surplus Dec. 31, 1991	2,007,988.30
		State Equalized Valuation	432,189,892	Total	5,929,316.85
		State Equalization Ratio	64.62		

1811
Population 1980 11,278
Population 1990 10,567
S & P Rating
Moody Rating BAA

General Tax Rate Per \$100. 4.56
State Equalized Tax Rate 2.27

MANVILLE BOROUGH - SOMERSET CO.
Form of Government
Borough Council
Number of Members - 6

PER CAPITA:
Gross Debt 870.49
Net Debt 794.69
Debt Service 55.77
Total Tax Levy 1,154.89
Municipal Expenditures 606.66
PER CENT:
Gross Debt 1.65
Net Debt 1.51
Tax Levy Collected 95.83
Tax Levy Cancelled, Abated or Adjusted .10

EXPENDITURES		REVENUES-REALIZED		1991 PROPERTY TAX	
GENERAL GOVERNMENT				STATE EQUALIZED TAX RATE \rightarrow 1.22	
Governing Body & Public Boards		1991 Property Taxes Collected	11,718,193.07	Local District School Taxes	6,585,062.21
Municipal Clerk		1991 Payments in Lieu of Taxes		Regional & Consolidated School Tax	
Financial Administration	71,139.50	Delinquent Tax & Lien Collections	457,738.05	School Taxes in Municipal Budget	
Assessment of Taxes	22,843.00	Business Personalty Replacement Taxes	608,076.20	County Taxes	.48 *
Collection of Taxes	75,375.00	Taxes from Public Utilities	448,329.00	County Library Taxes	
Planning, Housing & Development	13,250.00	Other Miscellaneous Tax Revenues		Local Municipal Purpose Taxes	.56
Human Resources	35,404.44	State Aid Revenues	1,061,608.95	Veteran & Senior Citizen Taxes	
Elections	3,000.00	Federal Aid Revenues		Total Taxes for Rate Computation	2.26
General Administration (other)	623,744.00	State and Local Fiscal Assistance Act Utilized		Special District Taxes	
JUDICIARY		Sale of Acquired Property		Bank Corp. Taxes	
Municipal Courts	92,823.00	Other Miscellaneous Revenues	640,509.32	Added and Omitted Taxes	14,025.48
PUBLIC SAFETY		Total	14,934,454.59	Total Taxes Levied - ABSTRACT	12,203,747.37
Fire Protection	69,461.50	Prior Years Surplus Appropriated	275,000.00	Total Taxes Billed	12,228,276.14
Police Protection	1,242,142.41	REVENUES TOTAL	15,209,454.59	1991 TAXES COLLECTED	11,718,193.07
Civil Defense & Disaster Control	2,000.00	Reserve For Uncollected Taxes	612,600.00	1991 Taxes Cancelled, Abated or Adjusted	12,275.52
Environmental Inspection & Control	55,503.00	CAPITAL OUTLAY TOTAL	1,925,072.21	Transfer to Tax Title Liens or Foreclosed	25,644.46
Other Public Safety				Balance Outstanding Dec. 31, 1991	472,163.09
PUBLIC WORKS				PRIOR YEARS TAXES OUTSTANDING	
Streets and Drainage	609,630.00	Public Enterprises	43,665.96	Balance January 1, 1991	459,633.02
Sewers and Sewage Processing	304,545.00	Recreation-Culture	4,794.39	Collected in 1991	457,738.05
Garbage and Trash Disposal	706,537.35	Public Works	1,384,139.32	Cancelled, Abated or Adjusted 1991	
Public Buildings and Grounds	24,500.00	Buildings and Grounds	492,472.54	Transfers to Tax Title Liens or Foreclosed	1,894.97
Other Public Works	33,000.00	Library and Education		Balance December 31, 1991	
HEALTH and WELFARE		Conservation		TAX TITLE LIENS OUTSTANDING	
Health Services Except Environmental	61,471.00	All Other		Balance January 1, 1991	77,775.94
Welfare-Public Assistance	42,510.00	CAPITAL DEBT AUTHORIZED, DECEMBER 31, 1991		Transfer From Taxes	27,796.76
Hospital, Clinics, First Aid		ISSUED AND UNISSUED		Redeemed in 1991	
Animal, Insect, & Rodent Control	32,272.00	School	801,000.00	Cancelled, Abated or Adjusted (1991)	
Other Welfare Services		Self-Liquidating	241,445	Transfers to Foreclosed Property	
RECREATION and CONSERVATION		Other	8,156,050	Balance, December 31, 1991	105,572.70
Beaches and Boardwalks		Total	9,198,495	PROPERTY ACQUIRED BY DEED OR FORECLOSURE	
Parks, Playgrounds, Shade Trees	144,376.15	ISSUED AND OUTSTANDING		Balance January 1, 1991	32,145.00
Land Reclamation & Conservation		School	801,000.00	Transfers From Taxes or Liens	
Other Recreational Services	8,500.00	Self-Liquidating		Sale for Cash (1991)	
EDUCATION (excluding schools)		Other	7,631,139.00	Cancelled, Abated or Adjusted (1991)	
Libraries	192,500.00	Total	8,432,139.00	Balance December 31, 1991	32,145.00
Other Educational Services		EQUALIZED VALUATION BASIS		CURRENT FINANCES DECEMBER 31, 1991	
STATUTORY EXPENDITURES		FOR NET DEBT COMPUTATION	556,454,865	ASSETS	
Pensions & F. L. C. A.	367,419.00	REAL PROPERTY VALUATIONS		Cash Dec. 31, 1991	1,408,339.50
Employee Fringe Benefits	362,500.00	Code Class # of Parcels % VAL'N		Taxes Receivable	472,163.09
Other Statutory Expenditures		1 Vacant Land 226 1.37	3,677,225.00	Tax Title Liens	105,572.70
CETA And Other Public Employment Programs		2 Residential 3244 81.93	219,221,600.00	Foreclosed Property	32,145.00
MUNICIPAL FUNCTIONS TOTAL	5,206,496.85	3 Farm 6	6,830.00	Emergencies & Other Deferred Charges	38,762.88
CAPITAL IMPROVEMENTS *MEMO*	100,000.00	4a Commercial 128 7.63	20,404,600.00	State and Federal Aid Receivable	12,875.00
DEBT SERVICE		4b Industrial 24 8.45	22,595,950.00	Other Receivables	114,289.59
Principal Payments	420,000.00	4c Apartments 10 .62	1,656,150.00	Total	2,184,147.76
Interest Payments	169,305.00	Total	267,562,355.00	LIABILITIES, RESERVES, AND SURPLUS	
DEFERRED CHARGES	2,200.00	Land Area 2.50 Sq. Miles		Cash Liabilities	983,580.49
SCHOOL, COUNTY, SPECIAL DISTRICT TAXES	9,174,421.65	Net Valuation Taxable-Municipal	267,856,374	Reserves for Receivables	724,170.38
RESERVE FOR UNCOLLECTED TAXES	612,600.00	Net Valuation Taxable-County	602,700,459	Surplus Dec. 31, 1991	476,396.89
EXPENDITURES TOTAL	15,585,023.50	State Equalized Valuation	538,648,858	Total	2,184,147.76
		State Equalization Ratio	49.70		

0319

Population 1980 20,525
 Population 1990 19,211
 S & P Rating A
 Moody Rating A

General Tax Rate Per \$100.

2.24

State Equalized Tax Rate

2.25

MAPLE SHADE TWP. - BURLINGTON CO.
 Form of Government
 Council-Manager Plan E (OMCL 50)
 Number of Members - 5

PER CAPITA:

Gross Debt 1,717.23
 Net Debt 1,403.79
 Debt Service 48.28
 Total Tax Levy 808.52
 Municipal Expenditures 346.22

PER CENT:

Gross Debt 4.77
 Net Debt 3.90
 Tax Levy Collected 96.36
 Tax Levy Cancelled, Abated or Adjusted .36

EXPENDITURES		REVENUES-REALIZED		1991 PROPERTY TAX	
GENERAL GOVERNMENT				STATE EQUALIZED TAX RATE 1.25	
Governing Body & Public Boards	11,000.00	1991 Property Taxes Collected	14,973,593.14	Local District School Taxes	8,601,764.25
Municipal Clerk	66,792.00	1991 Payments in Lieu of Taxes		Regional & Consolidated School Tax	
Financial Administration	29,000.00	Delinquent Tax & Lien Collections	499,136.45	School Taxes in Municipal Budget	
Assessment of Taxes	74,243.00	Business Personalty Replacement Taxes	114,045.16	County Taxes	3,722,761.40
Collection of Taxes	70,122.00	Taxes from Public Utilities	971,921.00	County Library Taxes	232,231.28
Planning, Housing & Development	15,790.00	Other Miscellaneous Tax Revenues		Local Municipal Purpose Taxes	2,873,547.00
Human Resources	143,546.00	State Aid Revenues	968,492.25	Veteran & Senior Citizen Taxes	252,300.00
Elections		Federal Aid Revenues		Total Taxes for Rate Computation	15,682,603.93
General Administration (other)	377,784.00	State and Local Fiscal Assistance Act Utilized		Special District Taxes	
JUDICIARY		Sale of Acquired Property		Bank Corp. Taxes	
Municipal Courts	52,446.00	Other Miscellaneous Revenues	584,303.43	Added and Omitted Taxes	102,215.21
PUBLIC SAFETY		Total	18,111,491.43	Total Taxes Levied - ABSTRACT	15,532,519.14
Fire Protection	122,364.39	Prior Years Surplus Appropriated	950,000.00	Total Taxes Billed	15,539,274.09
Police Protection	1,761,262.07	REVENUES TOTAL	19,061,491.43	1991 TAXES COLLECTED	14,973,593.14
Civil Defense & Disaster Control	9,765.00	Reserve For Uncollected Taxes	709,579.23	1991 Taxes Cancelled, Abated or Adjusted	55,782.59
Environmental Inspection & Control	91,842.00	CAPITAL OUTLAY TOTAL	4,182,300.38	Transfer to Tax Title Liens or Foreclosed	
Other Public Safety				Balance Outstanding Dec. 31, 1991	509,898.36
PUBLIC WORKS				PRIOR YEARS TAXES OUTSTANDING	
Streets and Drainage	544,692.00	Public Enterprises	476,002.78	Balance January 1, 1991	423,964.77
Sewers and Sewage Processing	595,246.76	Recreation-Culture		Collected in 1991	414,551.89
Garbage and Trash Disposal		Public Works	97,034.31	Cancelled, Abated or Adjusted 1991	2,416.27
Public Buildings and Grounds	41,925.00	Buildings and Grounds	3,609,263.89	Transfers to Tax Title Liens or Foreclosed	
Other Public Works		Library and Education		Balance December 31, 1991	6,996.61
HEALTH and WELFARE		Conservation		TAX TITLE LIENS OUTSTANDING	
Health Services Except Environmental	5,000.00	All Other		Balance January 1, 1991	84,584.56
Welfare-Public Assistance	50,000.00	CAPITAL DEBT AUTHORIZED, DECEMBER 31, 1991		Transfer From Taxes	
Hospital, Clinics, First Aid		ISSUED AND UNISSUED		Redeemed in 1991	84,584.56
Animal, Insect, & Rodent Control		School	6,000,000	Cancelled, Abated or Adjusted (1991)	
Other Welfare Services		Self-Liquidating	20,757,673	Transfers to Foreclosed Property	
RECREATION and CONSERVATION		Other	6,231,960	Balance December 31, 1991	
Beaches and Boardwalks		Total	32,989,633	PROPERTY ACQUIRED BY DEED OR FORECLOSURE	
Parks, Playgrounds, Shade Trees				Balance January 1, 1991	45,837.87
Land Reclamation & Conservation	3,216.25	ISSUED AND OUTSTANDING		Transfers From Taxes or Liens	
Other Recreational Services	36,550.00	School	125,000.00	Sale for Cash (1991)	
EDUCATION (excluding schools)		Self-Liquidating	20,756,834.77	Cancelled, Abated or Adjusted (1991)	
Libraries	41,744.00	Other	6,145,710.00	Balance December 31, 1991	45,837.87
Other Educational Services		Total	27,027,544.77	CURRENT FINANCES DECEMBER 31, 1991	
STATUTORY EXPENDITURES		EQUALIZED VALUATION BASIS		ASSETS	
Pensions & F. I. C. A.	277,697.48	FOR NET DEBT COMPUTATION	691,039,830	Cash Dec. 31, 1991	3,821,399.05
Employee Fringe Benefits	282,721.00	REAL PROPERTY VALUATIONS		Taxes Receivable	516,894.97
Other Statutory Expenditures		Code Class # of Parcels % VAL'N	ASSESSED VALUATION	Tax Title Liens	
CETA And Other Public Employment Programs		1 Vacant Land 194 1.41	9,702,200.00	Foreclosed Property	45,837.87
MUNICIPAL FUNCTIONS TOTAL	4,704,748.95	2 Residential 4570 59.21	406,118,500.00	Emergencies & Other Deferred Charges	14,801.79
CAPITAL IMPROVEMENTS *MEMO*	100,000.00	3 Farm 2 .01	93,400.00	State and Federal Aid Receivable	12,265.19
DEBT SERVICE		4a Commercial 230 18.16	124,574,900.00	Other Receivables	270,520.65
Principal Payments	647,231.00	4b Industrial 25 1.64	11,221,700.00	Total	4,681,719.52
Interest Payments	280,137.00	4c Apartments 24 19.56	134,159,800.00	LIABILITIES, RESERVES, AND SURPLUS	
		Total 5045	685,870,500.00	Cash Liabilities	2,522,247.34
DEFERRED CHARGES	309,525.83	Land Area 3.72 Sq. Miles		Reserves for Receivables	833,253.49
SCHOOL, COUNTY, SPECIAL DISTRICT TAXES	12,556,736.93	Net Valuation Taxable-Municipal	688,141,188	Surplus Dec. 31, 1991	1,326,218.69
RESERVE FOR UNCOLLECTED TAXES	709,579.23	Net Valuation Taxable-County	694,130,679	Total	4,681,719.52
EXPENDITURES TOTAL	19,208,028.94	State Equalized Valuation	686,567,306		
		State Equalization Ratio	100.23		

0711
 Population 1980 22,950
 Population 1990 21,652
 S & P Rating
 Moody Rating AA

General Tax Rate Per \$100.
 6.32
 State Equalized Tax Rate
 2.59

MAPLEWOOD TOWNSHIP. - ESSEX COUNTY
 Form of Government
 Township Committee
 Number of Members - 5

PER CAPITA:
 Gross Debt 710.18
 Net Debt 379.95
 Debt Service 43.70
 Total Tax Levy 1,746.98
 Municipal Expenditures 732.58
 PER CENT:
 Gross Debt 1.04
 Net Debt .56
 Tax Levy Collected 98.06
 Tax Levy Cancelled, Abated or Adjusted .12

EXPENDITURES		REVENUES-REALIZED		1991 PROPERTY TAX	
GENERAL GOVERNMENT		1991 Property Taxes Collected		STATE EQUALIZED TAX RATE	
Governing Body & Public Boards			37,125,856.52	Local District School Taxes	
Municipal Clerk				Regional & Consolidated School Tax 1.28	
Financial Administration	113,651.84	1991 Payments in Lieu of Taxes	358,900.95	School Taxes in Municipal Budget	
Assessment of Taxes	100,332.84	Delinquent Tax & Lien Collections	655,912.93	County Taxes .62	
Collection of Taxes	102,405.00	Business Personalty Replacement Taxes	296,571.72	County Library Taxes	
Planning, Housing & Development	27,319.78	Taxes from Public Utilities	1,173,030.00	Local Municipal Purpose Taxes .70	
Human Resources	191,385.00	Other Miscellaneous Tax Revenues		Veteran & Senior Citizen Taxes	
Elections		State Aid Revenues	1,095,162.20	Total Taxes for Rate Computation 2.60	
General Administration (other)	1,535,688.35	Federal Aid Revenues		Special District Taxes	
JUDICIARY		State and Local Fiscal Assistance Act Utilized		Bank Corp. Taxes	
Municipal Courts	150,644.99	Sale of Acquired Property		Added and Omitted Taxes	
PUBLIC SAFETY		Other Miscellaneous Revenues	1,893,236.38	Total Taxes Levied - ABSTRACT	
Fire Protection	1,879,888.09	Total	42,598,670.70	Total Taxes Billed	
Police Protection	2,765,872.83	Prior Years Surplus Appropriated	828,842.00	1991 TAXES COLLECTED	
Civil Defense & Disaster Control	21,567.35	REVENUES TOTAL	43,427,512.70	1991 Taxes Cancelled, Abated or Adjusted	
Environmental Inspection & Control	135,943.78	Reserve For Uncollected Taxes	1,130,000.00	Transfer to Tax Title Liens or Foreclosed	
Other Public Safety		CAPITAL OUTLAY TOTAL	661,808.76	Balance Outstanding Dec. 31, 1991	
PUBLIC WORKS				PRIOR YEARS TAXES OUTSTANDING	
Streets and Drainage	540,235.01	Public Enterprises		Balance January 1, 1991	
Sewers and Sewage Processing	1,087,725.39	Recreation—Culture		Collected in 1991	
Garbage and Trash Disposal	350,079.57	Public Works	361,246.83	Cancelled, Abated or Adjusted 1991	
Public Buildings and Grounds	440,278.79	Buildings and Grounds	300,561.93	Transfers to Tax Title Liens or Foreclosed	
Other Public Works	443,292.27	Library and Education		Balance December 31, 1991	
HEALTH and WELFARE		Conservation		TAX TITLE LIENS OUTSTANDING	
Health Services Except Environmental	159,464.00	All Other		Balance January 1, 1991	
Welfare—Public Assistance	24,297.35	CAPITAL DEBT AUTHORIZED, DECEMBER 31, 1991		Transfer From Taxes	
Hospital, Clinics, First Aid		ISSUED AND UNISSUED		Redeemed in 1991	
Animal, Insect, & Rodent Control		School	7,150,246	Cancelled, Abated or Adjusted (1991)	
Other Welfare Services		Self-Liquidating		Transfers to Foreclosed Property	
RECREATION and CONSERVATION		Other	8,226,584	Balance December 31, 1991	
Beaches and Boardwalks		Total	15,376,830	PROPERTY ACQUIRED BY DEED OR	
Parks, Playgrounds, Shade Trees	501,705.04	ISSUED AND OUTSTANDING		FORECLOSURE	
Land Reclamation & Conservation		School	4,167,356.27	Balance January 1, 1991	
Other Recreational Services	164,753.96	Self-Liquidating		Transfers From Taxes or Liens	
EDUCATION (excluding schools)		Other	5,098,000.00	Sale for Cash (1991)	
Libraries	682,590.64	Total	9,265,356.27	Cancelled, Abated or Adjusted (1991)	
Other Educational Services		EQUALIZED VALUATION BASIS		Balance December 31, 1991	
STATUTORY EXPENDITURES		FOR NET DEBT COMPUTATION	1,478,773.093	CURRENT FINANCES DECEMBER 31, 1991	
Pensions & F. I. C. A.	1,345,715.53	REAL PROPERTY VALUATIONS		ASSETS	
Employee Fringe Benefits	949,063.50	Code Class # of Parcels % VAL'N		Cash Dec. 31, 1991	
Other Statutory Expenditures		1 Vacant Land 80 .22	1,232,700.00	Taxes Receivable	
CETA And Other Public Employment Programs		2 Residential 6827 88.86	491,184,100.00	Tax Title Liens	
MUNICIPAL FUNCTIONS TOTAL	13,718,960.90	3 Farm		Foreclosed Property	
CAPITAL IMPROVEMENTS *MEMO*	75,000.00	4a Commercial 298 8.33	48,831,900.00	Emergencies & Other Deferred Charges	
DEBT SERVICE		4b Industrial 36 1.53	8,469,000.00	State and Federal Aid Receivable	
Principal Payments	545,157.05	4c Apartments 8 .55	3,018,000.00	Other Receivables	
Interest Payments	401,019.74	Total 7249	552,735,700.00	Total	
DEFERRED CHARGES	66,705.34	Land Area 4.00 Sq. Miles		LIABILITIES, RESERVES, AND SURPLUS	
SCHOOL, COUNTY, SPECIAL DISTRICT TAXES	27,619,421.14	Net Valuation Taxable-Municipal	554,068,900	Cash Liabilities	
RESERVE FOR UNCOLLECTED TAXES	1,130,000.00	Net Valuation Taxable-County	1,531,585,597	Reserves for Receivables	
EXPENDITURES TOTAL	43,480,264.17	State Equalized Valuation	1,455,162,997	Surplus Dec. 31, 1991	
		State Equalization Ratio	38.02	Total	

0116
Population 1980 9,179
Population 1990 8,431
S & P Rating
Moody Rating A1

General Tax Rate Per \$100. 1.38
State Equalized Tax Rate 1.43

MARGATE CITY - ATLANTIC COUNTY
Form of Government
Commission (1911)
Number of Members - 3

PER CAPITA:
Gross Debt 1,731.06
Net Debt 1,569.63
Debt Service 258.37
Total Tax Levy 2,139.13
Municipal Expenditures 1,372.12

PER CENT:
Gross Debt 1.23
Net Debt 1.12
Tax Levy Collected 95.01
Tax Levy Cancelled, Abated or Adjusted .42

EXPENDITURES		REVENUES-REALIZED		1991 PROPERTY TAX	
GENERAL GOVERNMENT				STATE EQUALIZED TAX RATE	
Governing Body & Public Boards				Local District School Taxes	37 4,582,244.50
Municipal Clerk	23,800.00			Regional & Consolidated School Tax	
Financial Administration	105,000.00			School Taxes in Municipal Budget	.05 634,485.00
Assessment of Taxes	137,000.00			County Taxes	.45 * 5,623,342.19
Collection of Taxes	234,750.00			County Library Taxes	
Planning, Housing & Development	79,300.00			Local Municipal Purpose Taxes	.57 7,155,287.99
Human Resources	122,875.88			Veteran & Senior Citizen Taxes	101,900.00
Elections	15,200.00			Total Taxes for Rate Computation	1.44 18,097,259.68
General Administration (other)	803,000.00			Special District Taxes	
JUDICIARY				Bank Corp. Taxes	
Municipal Courts	107,000.00			Added and Omitted Taxes	39,635.64
PUBLIC SAFETY				Total Taxes Levied - ABSTRACT	18,034,995.32
Fire Protection	1,318,000.00			Total Taxes Billed	18,037,955.69
Police Protection	1,527,040.80			1991 TAXES COLLECTED	17,138,304.74
Civil Defense & Disaster Control	2,300.00			1991 Taxes Cancelled, Abated or Adjusted	76,523.50
Environmental Inspection & Control	242,500.00			Transfer to Tax Title Liens or Foreclosed	1,242.90
Other Public Safety				Balance Outstanding Dec. 31, 1991	821,884.55
PUBLIC WORKS				PRIOR YEARS TAXES OUTSTANDING	
Streets and Drainage	810,000.00			Balance January 1, 1991	693,284.92
Sewers and Sewage Processing	700,000.00			Collected in 1991	568,951.90
Garbage and Trash Disposal				Cancelled, Abated or Adjusted 1991	12,478.98
Public Buildings and Grounds	55,000.00			Transfers to Tax Title Liens or Foreclosed	91,801.59
Other Public Works	79,500.00			Balance December 31, 1991	20,052.45
HEALTH and WELFARE				TAX TITLE LIENS OUTSTANDING	
Health Services Except Environmental	150.00			Balance January 1, 1991	3,440.05
Welfare-Public Assistance	8,575.00			Transfer From Taxes	110,969.45
Hospital, Clinics, First Aid	2,000.00			Redeemed in 1991	111,355.62
Animal, Insect, & Rodent Control	6,000.00			Cancelled, Abated or Adjusted (1991)	
Other Welfare Services				Transfers to Foreclosed Property	
RECREATION and CONSERVATION				Balance December 31, 1991	3,053.88
Beaches and Boardwalks	217,500.00			PROPERTY ACQUIRED BY DEED OR FORECLOSURE	
Parks, Playgrounds, Shade Trees	122,500.00			Balance January 1, 1991	138,557.50
Land Reclamation & Conservation				Transfers From Taxes or Liens	
Other Recreational Services	2,000.00			Sale for Cash (1991)	
EDUCATION (excluding schools)				Cancelled, Abated or Adjusted (1991)	
Libraries	275,964.00			Balance December 31, 1991	138,557.50
Other Educational Services				CURRENT FINANCES DECEMBER 31, 1991	
STATUTORY EXPENDITURES				ASSETS	
Pensions & F. I. C. A.	658,050.00			Cash Dec. 31, 1991	3,078,006.67
Employee Fringe Benefits	688,000.00			Taxes Receivable	841,937.00
Other Statutory Expenditures	30,000.00			Tax Title Liens	3,053.88
CETA And Other Public Employment Programs				Foreclosed Property	138,557.50
MUNICIPAL FUNCTIONS				Emergencies & Other Deferred Charges	
CAPITAL IMPROVEMENTS				State and Federal Aid Receivable	258,405.10
DEBT SERVICE				Other Receivables	17,019.16
Principal Payments	1,251,218.32			Total	4,336,979.31
Interest Payments	927,126.94			LIABILITIES, RESERVES, AND SURPLUS	
TYPE I SCHL DEBT *MEMO				Cash Liabilities	1,225,165.24
DEFERRED CHARGES				Reserves for Receivables	1,000,567.54
SCHOOL COUNTY, SPECIAL DISTRICT TAXES	10,840,071.69			Surplus Dec. 31, 1991	2,111,246.53
RESERVE FOR UNCOLLECTED TAXES	1,012,000.00			Total	4,336,979.31
EXPENDITURES					
TOTAL	22,408,422.63				

1328
Population 1980 17,560
Population 1990 27,974
S & P Rating
Moody Rating A1

General Tax Rate Per \$100. 4.15
State Equalized Tax Rate 1.73

MARLBORO TOWNSHIP - MONMOUTH CO.
Form of Government
Mayor-Council Plan E (OMCL 50)
Number of Members - 5

PER CAPITA:
Gross Debt 1,067.37
Net Debt 410.02
Debt Service 58.76
Total Tax Levy 1,403.25
Municipal Expenditures 485.19
PER CENT:
Gross Debt 1.39
Net Debt .54
Tax Levy Collected 96.25
Tax Levy Cancelled, Abated or Adjusted .04

EXPENDITURES		REVENUES-REALIZED		1991 PROPERTY TAX	
GENERAL GOVERNMENT				STATE EQUALIZED TAX RATE	
Governing Body & Public Boards	164,506.00	1991 Property Taxes Collected		Local District School Taxes	16,971,971.00
Municipal Clerk		1991 Payments in Lieu of Taxes		Regional & Consolidated School Tax	6,745,656.96
Financial Administration	153,841.00	Delinquent Tax & Lien Collections		School Taxes in Municipal Budget	
Assessment of Taxes	89,076.00	Business Personality Replacement Taxes		County Taxes	9,031,134.30
Collection of Taxes	129,807.50	Taxes from Public Utilities		County Library Taxes	328,815.15
Planning, Housing & Development	212,526.00	Other Miscellaneous Tax Revenues		Local Municipal Purpose Taxes	4,716,783.00
Human Resources	144,659.00	State Aid Revenues		Veteran & Senior Citizen Taxes	31,200.00
Elections	8,000.00	Federal Aid Revenues		Total Taxes for Rate Computation	37,875,560.41
General Administration (other)	992,537.00	State and Local Fiscal Assistance Act Utilized		Special District Taxes	970,541.00
JUDICIARY		Sale of Acquired Property		Bank Corp. Taxes	
Municipal Courts	259,149.10	Other Miscellaneous Revenues		Added and Omitted Taxes	489,646.61
PUBLIC SAFETY		Total		Total Taxes Levied - ABSTRACT	39,254,548.02
Fire Protection	39,703.00	Prior Years Surplus Appropriated		Total Taxes Billed	39,262,602.03
Police Protection	2,777,269.17	REVENUES TOTAL		1991 TAXES COLLECTED	37,790,732.59
Civil Defense & Disaster Control	4,000.00	Reserve For Uncollected Taxes		1991 Taxes Cancelled, Abated or Adjusted	14,658.67
Environmental Inspection & Control	210,504.00	CAPITAL OUTLAY TOTAL		Transfer to Tax Title Liens or Foreclosed	162,983.39
Other Public Safety				Balance Outstanding Dec. 31, 1991	1,294,227.38
PUBLIC WORKS				PRIOR YEARS TAXES OUTSTANDING	
Streets and Drainage	1,062,011.64	Public Enterprises		Balance January 1, 1991	1,337,555.57
Sewers and Sewage Processing	381,322.00	Recreation-Culture		Collected in 1991	983,393.98
Garbage and Trash Disposal		Public Works		Cancelled, Abated or Adjusted 1991	37,549.97
Public Buildings and Grounds	431,932.00	Buildings and Grounds		Transfers to Tax Title Liens or Foreclosed	294,051.32
Other Public Works	275,791.00	Library and Education		Balance December 31, 1991	22,560.30
HEALTH and WELFARE		Conservation		TAX TITLE LIENS OUTSTANDING	
Health Services Except Environmental	4,250.00	All Other		Balance January 1, 1991	296,179.06
Welfare-Public Assistance	5,000.00	CAPITAL DEBT AUTHORIZED, DECEMBER 31, 1991		Transfer From Taxes	489,095.36
Hospital, Clinics, First Aid	1,500.00	ISSUED AND UNISSUED		Redeemed in 1991	67,331.32
Animal, Insect, & Rodent Control	14,000.00	GROSS DEBT		Cancelled, Abated or Adjusted (1991)	
Other Welfare Services	500.00	NET DEBT		Transfers to Foreclosed Property	
RECREATION and CONSERVATION				Balance December 31, 1991	717,943.10
Beaches and Boardwalks				PROPERTY ACQUIRED BY DEED OR FORECLOSURE	
Parks, Playgrounds, Shade Trees				Balance January 1, 1991	186,860.00
Land Reclamation & Conservation	100.00			Transfers From Taxes or Liens	
Other Recreational Services	375,107.00			Sale for Cash (1991)	
EDUCATION (excluding schools)				Cancelled, Abated or Adjusted (1991)	
Libraries	22,600.00			Balance December 31, 1991	186,860.00
Other Educational Services				CURRENT FINANCES DECEMBER 31, 1991	
STATUTORY EXPENDITURES				ASSETS	
Pensions & F. I. C. A.	913,047.86			Cash Dec. 31, 1991	11,056,441.93
Employee Fringe Benefits	1,393,512.00			Taxes Receivable	1,316,787.68
Other Statutory Expenditures	17,200.00			Tax Title Liens	717,943.10
CETA And Other Public Employment Programs				Foreclosed Property	186,860.00
MUNICIPAL FUNCTIONS TOTAL	10,083,451.27			Emergencies & Other Deferred Charges	211,940.00
CAPITAL IMPROVEMENTS *MEMO*	100,000.00			State and Federal Aid Receivable	33,626.67
DEBT SERVICE				Other Receivables	211,763.04
Principal Payments	1,036,000.00			Total	13,735,362.42
Interest Payments	607,833.70			LIABILITIES, RESERVES, AND SURPLUS	
DEFERRED CHARGES	179,782.00			Cash Liabilities	6,664,645.51
SCHOOL, COUNTY, SPECIAL DISTRICT TAXES	34,048,118.41			Reserves for Receivables	2,433,353.82
RESERVE FOR UNCOLLECTED TAXES	1,665,629.00			Surplus Dec. 31, 1991	4,637,363.09
EXPENDITURES TOTAL	47,620,814.39			Total	13,735,362.42

1329

Population 1980 8,837
 Population 1990 9,270
 S & P Rating A
 Moody Rating A

General Tax Rate Per \$100.

2.25

State Equalized Tax Rate

2.48

MATAWAN BOROUGH - MONMOUTH CO.

Form of Government
 Borough Council
 Number of Members - 6

PER CAPITA:

Gross Debt 753.18
 Net Debt 389.65
 Debt Service 39.76
 Total Tax Levy 1,204.47
 Municipal Expenditures 571.12

PER CENT:

Gross Debt 1.53
 Net Debt .79
 Tax Levy Collected 94.15
 Tax Levy Cancelled, Abated or Adjusted .05

EXPENDITURES		REVENUES-REALIZED		1991 PROPERTY TAX	
GENERAL GOVERNMENT				STATE EQUALIZED TAX RATE	
Governing Body & Public Boards	135.00	1991 Property Taxes Collected		Local District School Taxes	
Municipal Clerk		10,517,790.77		Regional & Consolidated School Tax 1.56	
Financial Administration	50,709.00	1991 Payments in Lieu of Taxes		School Taxes in Municipal Budget	
Assessment of Taxes	114,540.00	44,537.63		County Taxes .41 *	
Collection of Taxes	33,148.00	Delinquent Tax & Lien Collections		County Library Taxes	
Planning, Housing & Development	25,572.00	335,050.29		Local Municipal Purpose Taxes .49	
Human Resources	69,008.00	Business Personality Replacement Taxes		Veteran & Senior Citizen Taxes	
Elections	3,190.00	50,302.48		Total Taxes for Rate Computation 2.46	
General Administration (other)	414,464.00	Taxes from Public Utilities		Special District Taxes	
JUDICIARY		1,447,076.00		Bank Corp. Taxes	
Municipal Courts	47,810.43	Other Miscellaneous Tax Revenues		Added and Omitted Taxes	
PUBLIC SAFETY		State Aid Revenues		Total Taxes Levied - ABSTRACT	
Fire Protection	120,989.00	516,307.51		Total Taxes Billed	
Police Protection	1,206,061.92	Federal Aid Revenues		1991 TAXES COLLECTED	
Civil Defense & Disaster Control	3,300.00	State and Local Fiscal Assistance Act Utilized		1991 Taxes Cancelled, Abated or Adjusted	
Environmental Inspection & Control	34,238.00	Sale of Acquired Property		Transfer to Tax Title Liens or Foreclosed	
Other Public Safety		Other Miscellaneous Revenues		Balance Outstanding Dec. 31, 1991	
PUBLIC WORKS		Total		PRIOR YEARS TAXES OUTSTANDING	
Streets and Drainage	387,621.00	13,670,712.43		Balance January 1, 1991	
Sewers and Sewage Processing	55,985.68	Prior Years Surplus Appropriated		Collected in 1991	
Garbage and Trash Disposal	528,786.00	250,000.00		Cancelled, Abated or Adjusted 1991	
Public Buildings and Grounds	289,159.00	REVENUES TOTAL		Transfers to Tax Title Liens or Foreclosed	
Other Public Works		13,920,712.43		Balance December 31, 1991	
HEALTH and WELFARE		Reserve For Uncollected Taxes		TAX TITLE LIENS OUTSTANDING	
Health Services Except Environmental	378,894.00	CAPITAL OUTLAY TOTAL		Balance January 1, 1991	
Welfare-Public Assistance	4,786.00	1,138,985.62		Transfer From Taxes	
Hospital, Clinics, First Aid		Public Enterprises		Redeemed in 1991	
Animal, Insect, & Rodent Control		726,803.50		Cancelled, Abated or Adjusted (1991)	
Other Welfare Services		Recreation-Culture		Transfers to Foreclosed Property	
RECREATION and CONSERVATION		2,500.00		Balance December 31, 1991	
Beaches and Boardwalks		Public Works		PROPERTY ACQUIRED BY DEED OR FORECLOSURE	
Parks, Playgrounds, Shade Trees	6,271.00	388,413.64		Balance January 1, 1991	
Land Reclamation & Conservation	7,693.32	Buildings and Grounds		Transfers From Taxes or Liens	
Other Recreational Services	43,540.00	21,268.48		Sale for Cash (1991)	
EDUCATION (excluding schools)		Library and Education		Cancelled, Abated or Adjusted (1991)	
Libraries	129,012.75	Conservation		Balance December 31, 1991	
Other Educational Services	28,730.00	All Other		CURRENT FINANCES DECEMBER 31, 1991	
STATUTORY EXPENDITURES		CAPITAL DEBT AUTHORIZED, DECEMBER 31, 1991		ASSETS	
Pensions & F. I. C. A.	251,358.73	ISSUED AND UNISSUED GROSS DEBT NET DEBT		Cash Dec. 31, 1991	
Employee Fringe Benefits	195,136.00	School		Taxes Receivable	
Other Statutory Expenditures		Self-Liquidating 3,369,351		Tax Title Liens	
CETA And Other Public Employment Programs		Other 3,612,094		Foreclosed Property	
MUNICIPAL FUNCTIONS TOTAL	4,430,138.83	Total 6,981,945		Emergencies & Other Deferred Charges	
CAPITAL IMPROVEMENTS *MEMO*	13,000.00	ISSUED AND OUTSTANDING		State and Federal Aid Receivable	
DEBT SERVICE		School		Other Receivables	
Principal Payments	230,000.00	Self-Liquidating 2,366,730.85		Total	
Interest Payments	133,555.56	Other 2,007,000.00		LIABILITIES, RESERVES, AND SURPLUS	
DEFERRED CHARGES	39,132.74	Total 4,373,730.85		Cash Liabilities	
SCHOOL, COUNTY, SPECIAL DISTRICT TAXES	3,893,338.07	EQUALIZED VALUATION BASIS		Reserves for Receivables	
RESERVE FOR UNCOLLECTED TAXES	456,496.63	FOR NET DEBT COMPUTATION		Surplus Dec. 31, 1991	
EXPENDITURES TOTAL	14,187,601.83	REAL PROPERTY VALUATIONS		Total	
		Code Class # of Parcels % VAL'N ASSESSED VALUATION			
		1 Vacant Land 193 1.76 8,691,250.00			
		2 Residential 2194 77.24 380,711,956.00			
		3 Farm			
		4a Commercial 151 11.69 57,609,700.00			
		4b Industrial 12 1.79 8,839,100.00			
		4c Apartments 16 7.52 37,064,600.00			
		Total 2506 492,916,606.00			
		Land Area 2.26 Sq. Miles			
		Net Valuation Taxable-Municipal 494,584,166			
		Net Valuation Taxable-County 469,171,239			
		State Equalized Valuation 449,407,233			
		State Equalization Ratio 110.09			

0609
Population 1980 4,577
Population 1990 6,648
S & P Rating
Moody Rating

General Tax Rate Per \$100.
3.75
State Equalized Tax Rate
2.03

MAURICE RIVER TWP. - CUMBERLAND CO.
Form of Government
Township Committee
Number of Members - 3

PER CAPITA:
Gross Debt 9.25
Net Debt 9.25
Debt Service
Total Tax Levy 404.03
Municipal Expenditures 318.87
PER CENT:
Gross Debt .06
Net Debt .06
Tax Levy Collected 83.96
Tax Levy Cancelled, Abated or Adjusted

EXPENDITURES		REVENUES-REALIZED		1991 PROPERTY TAX	
GENERAL GOVERNMENT				STATE EQUALIZED TAX RATE	
Governing Body & Public Boards	19,378.00	1991 Property Taxes Collected		Local District School Taxes	1.01 1,275,107.00
Municipal Clerk	17,195.00	1991 Payments in Lieu of Taxes		Regional & Consolidated School Tax	
Financial Administration	43,245.00	Delinquent Tax & Lien Collections		School Taxes in Municipal Budget	
Assessment of Taxes	33,900.00	Business Personalty Replacement Taxes		County Taxes	.84 * 1,064,574.02
Collection of Taxes	41,477.00	Taxes from Public Utilities		County Library Taxes	
Planning, Housing & Development	13,815.00	Other Miscellaneous Tax Revenues		Local Municipal Purpose Taxes	.18 225,941.84
Human Resources	12,017.00	State Aid Revenues		Veteran & Senior Citizen Taxes	57,850.00
Elections	2,000.00	Federal Aid Revenues		Total Taxes for Rate Computation	2.03 2,623,472.86
General Administration (other)	367,877.00	State and Local Fiscal Assistance Act Utilized		Special District Taxes	95,044.00
JUDICIARY		Sale of Acquired Property		Bank Corp. Taxes	
Municipal Courts	47,980.00	Other Miscellaneous Revenues		Added and Omitted Taxes	25,292.67
PUBLIC SAFETY		Total		Total Taxes Levied - ABSTRACT	2,685,959.53
Fire Protection	9,565.00	Prior Years Surplus Appropriated		Total Taxes Billed	2,692,009.11
Police Protection	45,850.00	REVENUES TOTAL		1991 TAXES COLLECTED	2,260,267.61
Civil Defense & Disaster Control	5,100.00	Reserve For Uncollected Taxes		1991 Taxes Cancelled, Abated or Adjusted	
Environmental Inspection & Control	33,000.00	CAPITAL OUTLAY TOTAL		Transfer to Tax Title Liens or Foreclosed	195,347.15
Other Public Safety				Balance Outstanding Dec. 31, 1991	236,264.03
PUBLIC WORKS				PRIOR YEARS TAXES OUTSTANDING	
Streets and Drainage	329,022.00	Public Enterprises		Balance January 1, 1991	486,136.32
Sewers and Sewage Processing		Recreation-Culture		Collected in 1991	295,910.72
Garbage and Trash Disposal	134,425.00	Public Works		Cancelled, Abated or Adjusted 1991	1,480.21
Public Buildings and Grounds	8,669.00	Buildings and Grounds		Transfers to Tax Title Liens or Foreclosed	31,590.02
Other Public Works	10,000.00	Library and Education		Balance December 31, 1991	153,155.37
HEALTH and WELFARE		Conservation		TAX TITLE LIENS OUTSTANDING	
Health Services Except Environmental	125.00	All Other		Balance January 1, 1991	1,198,325.49
Welfare-Public Assistance	24,607.00	CAPITAL DEBT AUTHORIZED, DECEMBER 31, 1991		Transfer From Taxes	262,050.30
Hospital, Clinics, First Aid		ISSUED AND UNISSUED GROSS DEBT NET DEBT		Redeemed in 1991	112,118.91
Animal, Insect, & Rodent Control	17,550.00	School		Cancelled, Abated or Adjusted (1991)	
Other Welfare Services		Self-Liquidating		Transfers to Foreclosed Property	
RECREATION and CONSERVATION		Other		Balance December 31, 1991	1,348,756.88
Beaches and Boardwalks		Total		PROPERTY ACQUIRED BY DEED OR FORECLOSURE	
Parks, Playgrounds, Shade Trees				Balance January 1, 1991	235,274.50
Land Reclamation & Conservation	22,906.46	ISSUED AND OUTSTANDING		Transfers From Taxes or Liens	
Other Recreational Services	5,000.00	School		Sale for Cash (1991)	
EDUCATION (excluding schools)		Self-Liquidating		Cancelled, Abated or Adjusted (1991)	
Libraries	1,500.00	Other		Balance December 31, 1991	235,274.50
Other Educational Services		Total		CURRENT FINANCES DECEMBER 31, 1991	
STATUTORY EXPENDITURES		EQUALIZED VALUATION BASIS		ASSETS	
Pensions & F. L. C. A.	57,980.00	FOR NET DEBT COMPUTATION		Cash Dec. 31, 1991	969,417.20
Employee Fringe Benefits	157,500.00	REAL PROPERTY VALUATIONS		Taxes Receivable	389,419.40
Other Statutory Expenditures	2,500.00	Code Class # of Parcels % VAL'N ASSESSED VALUATION		Tax Title Liens	1,348,756.88
CETA And Other Public Employment Programs		1 Vacant Land 3218 23.05 15,556,770.00		Foreclosed Property	235,274.50
MUNICIPAL FUNCTIONS TOTAL	1,469,183.46	2 Residential 1334 58.89 39,744,088.00		Emergencies & Other Deferred Charges	35,000.00
CAPITAL IMPROVEMENTS * MEMO *		3 Farm 143 5.50 3,715,194.00		State and Federal Aid Receivable	
DEBT SERVICE		4a Commercial 55 3.26 2,202,500.00		Other Receivables	20,431.57
Principal Payments		4b Industrial 25 9.29 6,267,470.00		Total	2,998,299.55
Interest Payments		4c Apartments		LIABILITIES, RESERVES, AND SURPLUS	
DEFERRED CHARGES	3,000.00	Total 4775 67,486,022.00		Cash Liabilities	495,946.83
SCHOOL, COUNTY, SPECIAL DISTRICT TAXES	2,434,725.02	Land Area 94.70 Sq. Miles		Reserves for Receivables	1,993,882.35
RESERVE FOR UNCOLLECTED TAXES	647,665.74	Net Valuation Taxable-Municipal		Surplus Dec. 31, 1991	508,470.37
EXPENDITURES TOTAL	4,554,574.22	Net Valuation Taxable-County		Total	2,998,299.55
		State Equalized Valuation			
		State Equalization Ratio			

0234

Population 1980 9,895
 Population 1990 9,473
 S & P Rating
 Moody Rating A1

General Tax Rate Per \$100.

1.85

State Equalized Tax Rate

1.84

MAYWOOD BOROUGH - BERGEN COUNTY
 Form of Government
 Borough Council
 Number of Members - 6

PER CAPITA:

Gross Debt 326.01
 Net Debt 249.71
 Debt Service 27.68
 Total Tax Levy 1,332.15
 Municipal Expenditures 781.23

PER CENT:

Gross Debt .43
 Net Debt .33
 Tax Levy Collected 98.69
 Tax Levy Cancelled, Abated or Adjusted .34

EXPENDITURES		REVENUES-REALIZED		1991 PROPERTY TAX	
GENERAL GOVERNMENT				STATE EQUALIZED TAX RATE	
Governing Body & Public Boards		1991 Property Taxes Collected	12,434,394.87	Local District School Taxes .90	6,215,801.00
Municipal Clerk		1991 Payments in Lieu of Taxes		Regional & Consolidated School Tax	
Financial Administration	24,200.00	Delinquent Tax & Lien Collections	137,489.67	School Taxes in Municipal Budget	
Assessment of Taxes	26,783.00	Business Personalty Replacement Taxes	158,801.04	County Taxes .26	1,765,758.53
Collection of Taxes	117,870.00	Taxes from Public Utilities	653,838.00	County Library Taxes	
Planning, Housing & Development	10,395.00	Other Miscellaneous Tax Revenues		Local Municipal Purpose Taxes .67	4,629,773.11
Human Resources	153,904.00	State Aid Revenues	392,448.32	Veteran & Senior Citizen Taxes	96,050.00
Elections		Federal Aid Revenues		Total Taxes for Rate Computation 1.83	12,707,382.64
General Administration (other)	805,093.00	State and Local Fiscal Assistance Act Utilized		Special District Taxes	
JUDICIARY		Sale of Acquired Property		Bank Corp. Taxes	
Municipal Courts	83,892.00	Other Miscellaneous Revenues	1,445,655.96	Added and Omitted Taxes	8,109.37
PUBLIC SAFETY		Total	15,272,627.86	Total Taxes Levied - ABSTRACT	12,619,442.01
Fire Protection	156,023.50	Prior Years Surplus Appropriated	283,793.10	Total Taxes Billed	12,649,871.08
Police Protection	1,544,201.00	REVENUES TOTAL	15,556,420.96	1991 TAXES COLLECTED	12,484,394.87
Civil Defense & Disaster Control	10,049.00	Reserve For Uncollected Taxes	197,000.00	1991 Taxes Cancelled, Abated or Adjusted	43,134.60
Environmental Inspection & Control	57,407.00	CAPITAL OUTLAY TOTAL	538,588.46	Transfer to Tax Title Liens or Foreclosed	
Other Public Safety		Public Enterprises	20,190.00	Balance Outstanding Dec. 31, 1991	122,341.61
PUBLIC WORKS		Recreation-Culture		PRIOR YEARS TAXES OUTSTANDING	
Streets and Drainage	417,500.00	Public Works	293,156.96	Balance January 1, 1991	140,499.45
Sewers and Sewage Processing	1,421,140.00	Buildings and Grounds	210,688.25	Collected in 1991	137,489.67
Garbage and Trash Disposal	886,179.00	Library and Education	14,553.25	Cancelled, Abated or Adjusted 1991	3,009.78
Public Buildings and Grounds	85,850.00	Conservation		Transfers to Tax Title Liens or Foreclosed	
Other Public Works	30,080.00	All Other		Balance December 31, 1991	
HEALTH and WELFARE		CAPITAL DEBT AUTHORIZED, DECEMBER 31, 1991		TAX TITLE LIENS OUTSTANDING	
Health Services Except Environmental	43,325.00	ISSUED AND UNISSUED		Balance January 1, 1991	6,286.48
Welfare-Public Assistance	23,215.00	School	680,000	Transfer From Taxes	
Hospital, Clinics, First Aid	13,453.00	Self-Liquidating	35,000	Redeemed in 1991	
Animal, Insect, & Rodent Control		Other	2,373,253	Cancelled, Abated or Adjusted (1991)	
Other Welfare Services		Total	3,088,253	Transfers to Foreclosed Property	
RECREATION and CONSERVATION		ISSUED AND OUTSTANDING		Balance December 31, 1991	6,286.48
Beaches and Boardwalks		School	680,000.00	PROPERTY ACQUIRED BY DEED OR FORECLOSURE	
Parks, Playgrounds, Shade Trees	51,732.00	Self-Liquidating	35,000.00	Balance January 1, 1991	294,419.00
Land Reclamation & Conservation	199,575.28	Other	1,857,665.00	Transfers From Taxes or Liens	
Other Recreational Services	59,725.00	Total	2,572,665.00	Sale for Cash (1991)	
EDUCATION (excluding schools)		EQUALIZED VALUATION BASIS		Cancelled, Abated or Adjusted (1991)	
Libraries	321,000.00	FOR NET DEBT COMPUTATION	723,568,325	Balance December 31, 1991	294,419.00
Other Educational Services		REAL PROPERTY VALUATIONS		CURRENT FINANCES DECEMBER 31, 1991	
STATUTORY EXPENDITURES		Code Class # of Parcels % VAL'N	ASSESSED VALUATION	ASSETS	
Pensions & F. I. C. A.	346,762.00	1 Vacant Land 47 .42	2,835,000.00	Cash Dec. 31, 1991	919,551.30
Employee Fringe Benefits	27,150.00	2 Residential 2753 80.23	547,225,600.00	Taxes Receivable	122,341.61
Other Statutory Expenditures		3 Farm		Tax Title Liens	6,286.48
CETA And Other Public Employment Programs		4a Commercial 101 7.38	50,335,800.00	Foreclosed Property	294,419.00
MUNICIPAL FUNCTIONS TOTAL	6,916,503.78	4b Industrial 23 8.59	58,586,000.00	Emergencies & Other Deferred Charges	
CAPITAL IMPROVEMENTS *MEMO*	15,000.00	4c Apartments 10 3.39	23,125,700.00	State and Federal Aid Receivable	38,202.34
DEBT SERVICE		Total 2934	682,108,100.00	Other Receivables	12,038.56
Principal Payments	167,350.00	Land Area 1.30 Sq. Miles		Total	1,392,839.29
Interest Payments	94,847.75	Net Valuation Taxable-Municipal	683,338,471	LIABILITIES, RESERVES, AND SURPLUS	
DEFERRED CHARGES	24,886.50	Net Valuation Taxable-County	749,224,636	Cash Liabilities	532,822.40
SCHOOL COUNTY, SPECIAL DISTRICT TAXES	7,981,559.53	State Equalized Valuation	688,423,702	Reserves for Receivables	435,085.65
RESERVE FOR UNCOLLECTED TAXES	197,000.00	State Equalization Ratio	99.26	Surplus Dec. 31, 1991	424,931.24
EXPENDITURES TOTAL	15,382,147.56			Total	1,392,839.29

0320
Population 1980 17,622
Population 1990 20,526
S & P Rating
Moody Rating AAA

General Tax Rate Per \$100. 1.93
State Equalized Tax Rate 1.86

MEDFORD TOWNSHIP - BURLINGTON CO.
Form of Government
Council-Manager Plan E (OMCL 50)
Number of Members - 5

PER CAPITA:
Gross Debt 1,555.28
Net Debt 1,013.84
Debt Service 40.39
Total Tax Levy 1,293.64
Municipal Expenditures 477.95
PER CENT:
Gross Debt 2.36
Net Debt 1.54
Tax Levy Collected 96.10
Tax Levy Cancelled, Abated or Adjusted .12

EXPENDITURES		REVENUES-REALIZED		1991 PROPERTY TAX	
GENERAL GOVERNMENT				STATE EQUALIZED TAX RATE	
Governing Body & Public Boards	12,420.00			Local District School Taxes	10,901,645.00
Municipal Clerk	100,638.00	1991 Property Taxes Collected	25,528,525.00	Regional & Consolidated School Tax	4,008,535.57
Financial Administration	191,149.00	1991 Payments in Lieu of Taxes		School Taxes in Municipal Budget	
Assessment of Taxes	87,753.00	Delinquent Tax & Lien Collections	1,348,325.00	County Taxes	7,737,003.91
Collection of Taxes	5,000.00	Business Personalty Replacement Taxes	87,656.00	County Library Taxes	472,191.32
Planning, Housing & Development	287,107.00	Taxes from Public Utilities	1,354,724.00	Local Municipal Purpose Taxes	2,819,657.00
Human Resources	150,516.00	Other Miscellaneous Tax Revenues		Veteran & Senior Citizen Taxes	88,725.00
Elections		State Aid Revenues	1,076,319.00	Total Taxes for Rate Computation	26,027,757.80
General Administration (other)	554,054.00	Federal Aid Revenues		Special District Taxes	
JUDICIARY		State and Local Fiscal Assistance Act Utilized		Bank Corp. Taxes	
Municipal Courts	117,368.00	Sale of Acquired Property		Added and Omitted Taxes	614,322.00
PUBLIC SAFETY		Other Miscellaneous Revenues	1,571,131.00	Total Taxes Levied - ABSTRACT	26,553,354.80
Fire Protection	115,666.00	Total	30,966,680.00	Total Taxes Billed	26,564,940.00
Police Protection	2,020,494.00	Prior Years Surplus Appropriated	2,423,850.00	1991 TAXES COLLECTED	25,528,525.00
Civil Defense & Disaster Control	3,700.00	REVENUES TOTAL	33,390,530.00	1991 Taxes Cancelled, Abated or Adjusted	33,094.00
Environmental Inspection & Control	182,864.00	Reserve For Uncollected Taxes	1,780,562.00	Transfer to Tax Title Liens or Foreclosed	25,118.00
Other Public Safety		CAPITAL OUTLAY TOTAL	1,268,173.00	Balance Outstanding Dec. 31, 1991	976,203.00
PUBLIC WORKS				PRIOR YEARS TAXES OUTSTANDING	
Streets and Drainage	746,268.00	Public Enterprises	231,401.00	Balance January 1, 1991	1,397,876.00
Sewers and Sewage Processing	984,619.00	Recreation—Culture	8,312.00	Collected in 1991	1,343,507.00
Gorbage and Trash Disposal		Public Works	149,172.00	Cancelled, Abated or Adjusted 1991	24,825.00
Public Buildings and Grounds	201,232.00	Buildings and Grounds	797,404.00	Transfers to Tax Title Liens or Foreclosed	2,662.00
Other Public Works		Library and Education		Balance December 31, 1991	26,882.00
HEALTH and WELFARE		Conservation	1,884.00	TAX TITLE LIENS OUTSTANDING	
Health Services Except Environmental	215.00	All Other		Balance January 1, 1991	57,083.00
Welfare—Public Assistance		CAPITAL DEBT AUTHORIZED, DECEMBER 31, 1991		Transfer From Taxes	28,347.00
Hospital, Clinics, First Aid		ISSUED AND UNISSUED	GROSS DEBT	Redeemed in 1991	4,818.00
Animal, Insect, & Rodent Control	96,150.00	School	9,109,236	Cancelled, Abated or Adjusted (1991)	
Other Welfare Services	4,122.00	Self-Liquidating	10,751,100	Transfers to Foreclosed Property	
RECREATION and CONSERVATION		Other	12,063,428	Balance December 31, 1991	80,612.00
Beaches and Boardwalks		Total	31,923,764	PROPERTY ACQUIRED BY DEED OR FORECLOSURE	
Parks, Playgrounds, Shade Trees	137,633.00	ISSUED AND OUTSTANDING		Balance January 1, 1991	88,100.00
Land Reclamation & Conservation	29,717.00	School	9,109,236.01	Transfers From Taxes or Liens	
Other Recreational Services	167,861.00	Self-Liquidating	10,473,000.00	Sole for Cash (1991)	
EDUCATION (excluding schools)		Other	8,689,806.00	Cancelled, Abated or Adjusted (1991)	
Libraries	3,000.00	Total	28,272,042.01	Balance December 31, 1991	88,100.00
Other Educational Services	2,000.00	EQUALIZED VALUATION BASIS		CURRENT FINANCES DECEMBER 31, 1991	
STATUTORY EXPENDITURES		FOR NET DEBT COMPUTATION	1,355,680,452	ASSETS	
Pensions & F. I. C. A.	529,727.00	REAL PROPERTY VALUATIONS		Cash Dec. 31, 1991	9,882,174.00
Employee Fringe Benefits	439,187.00	Code Class # of Parcels % VALN	ASSESSED VALUATION	Taxes Receivable	1,005,085.00
Other Statutory Expenditures		1 Vacant Land 1329 5.01	66,859,400.00	Tax Title Liens	80,612.00
CETA And Other Public Employment Programs		2 Residential 6139 80.92	1,080,942,500.00	Foreclosed Property	88,100.00
MUNICIPAL FUNCTIONS TOTAL	7,170,460.00	3 Farm 313 1.56	20,748,700.00	Emergencies & Other Deferred Charges	128.00
CAPITAL IMPROVEMENTS * MEMO *	63,900.00	4a Commercial 289 9.81	131,097,750.00	State and Federal Aid Receivable	50,772.00
DEBT SERVICE		4b Industrial 10 .75	9,966,600.00	Other Receivables	132,458.00
Principal Payments	510,901.00	4c Apartments 6 1.96	26,171,100.00	Total	11,239,329.00
Interest Payments	318,156.00	Total 8086	1,335,786,050.00	LIABILITIES, RESERVES, AND SURPLUS	
DEFERRED CHARGES	30,369.00	Land Area 40.29 Sq. Miles		Cash Liabilities	5,048,138.00
SCHOOL, COUNTY, SPECIAL DISTRICT TAXES	23,119,375.80	Net Valuation Taxable-Municipal	1,343,895,096	Reserves for Receivables	1,306,255.00
RESERVE FOR UNCOLLECTED TAXES	1,780,562.00	Net Valuation Taxable-County	1,411,362,360	Surplus Dec. 31, 1991	4,884,936.00
EXPENDITURES TOTAL	32,929,823.30	State Equalized Valuation	1,392,486,754	Total	11,239,329.00
		State Equalization Ratio	96.42		

0321
Population 1980 4,958
Population 1990 4,462
S & P Rating
Moody Rating A1

General Tax Rate Per \$100. 3.88
State Equalized Tax Rate 2.18

MEDFORD LAKES BORO. - BURLINGTON CO.
Form of Government
Council-Manager (1923)
Number of Members - 3

PER CAPITA:
Gross Debt 1,471.27
Net Debt 373.92
Debt Service 74.23
Total Tax Levy 1,144.39
Municipal Expenditures 493.33

PER CENT:
Gross Debt 2.84
Net Debt .72
Tax Levy Collected 98.99
Tax Levy Cancelled, Abated or Adjusted .05

EXPENDITURES	REVENUES-REALIZED	1991 PROPERTY TAX
GENERAL GOVERNMENT		STATE EQUALIZED TAX RATE
Governing Body & Public Boards		Local District School Taxes .84 1,958,608.00
Municipal Clerk		Regional & Consolidated School Tax .26 620,478.82
Financial Administration 22,612.00	1991 Property Taxes Collected 5,055,674.43	School Taxes in Municipal Budget
Assessment of Taxes 10,900.00	1991 Payments in Lieu of Taxes 106,523.68	County Taxes .55 1,289,586.29
Collection of Taxes 10,000.00	Delinquent Tax & Lien Collections 6,492.84	County Library Taxes .03 78,608.90
Planning, Housing & Development 10,676.00	Business Personalty Replacement Taxes 191,069.00	Local Municipal Purpose Taxes .49 1,151,516.65
Human Resources 29,107.56	Taxes from Public Utilities	Veteran & Senior Citizen Taxes 28,950.00
Elections	Other Miscellaneous Tax Revenues	Total Taxes for Rate Computation 2.17 5,127,748.66
General Administration (other) 317,307.93	State Aid Revenues	Special District Taxes
JUDICIARY	Federal Aid Revenues	Bank Corp. Taxes
Municipal Courts 42,680.00	State and Local Fiscal Assistance Act Utilized	Added and Omitted Taxes 7,451.07
PUBLIC SAFETY	Sale of Acquired Property	Total Taxes Levied - ABSTRACT 5,106,249.73
Fire Protection 22,667.11	Other Miscellaneous Revenues	Total Taxes Billed 5,107,343.13
Police Protection 395,757.49	Total 265,362.74	1991 TAXES COLLECTED 5,055,674.43
Civil Defense & Disaster Control 2,075.00	Prior Years Surplus Appropriated 328,825.00	1991 Taxes Cancelled, Abated or Adjusted 2,374.56
Environmental Inspection & Control 25,213.00	REVENUES TOTAL 6,191,694.43	Transfer to Tax Title Liens or Foreclosed
Other Public Safety	Reserve For Uncollected Taxes 181,562.78	Balance Outstanding Dec. 31, 1991 49,294.14
PUBLIC WORKS	CAPITAL OUTLAY TOTAL 204,714.29	PRIOR YEARS TAXES OUTSTANDING
Streets and Drainage 257,797.35	Public Enterprises 22,686.34	Balance January 1, 1991 106,523.68
Sewers and Sewage Processing	Recreation-Culture	Collected in 1991 106,523.68
Garbage and Trash Disposal 229,401.50	Public Works 171,184.76	Cancelled, Abated or Adjusted 1991
Public Buildings and Grounds 46,750.00	Buildings and Grounds 10,843.19	Transfers to Tax Title Liens or Foreclosed
Other Public Works 29,835.43	Library and Education	Balance December 31, 1991
HEALTH and WELFARE	Conservation	TAX TITLE LIENS OUTSTANDING
Health Services Except Environmental	All Other	Balance January 1, 1991
Welfare-Public Assistance 1,326.35	CAPITAL DEBT AUTHORIZED, DECEMBER 31, 1991	Transfer From Taxes
Hospital, Clinics, First Aid	ISSUED AND UNISSUED GROSS DEBT NET DEBT	Redeemed in 1991
Animal, Insect, & Rodent Control 5,779.65	School 4,317,963	Cancelled, Abated or Adjusted (1991)
Other Welfare Services	Self-Liquidating 578,400	Transfers to Foreclosed Property
RECREATION and CONSERVATION	Other 1,668,450	Balance December 31, 1991
Beaches and Boardwalks	Total 6,564,813 1,668,450	PROPERTY ACQUIRED BY DEED OR
Parks, Playgrounds, Shade Trees	ISSUED AND OUTSTANDING	FORECLOSURE
Land Reclamation & Conservation	School 4,317,963.78	Balance January 1, 1991
Other Recreational Services	Self-Liquidating 578,400.00	Transfers From Taxes or Liens
EDUCATION (excluding schools)	Other 1,661,950.00	Sale for Cash (1991)
Libraries	Total 6,558,313.78	Cancelled, Abated or Adjusted (1991)
Other Educational Services 2,338.00	EQUALIZED VALUATION BASIS	Balance December 31, 1991
STATUTORY EXPENDITURES	FOR NET DEBT COMPUTATION 230,845,804	CURRENT FINANCES DECEMBER 31, 1991
Pensions & F. I. C. A. 115,526.15	REAL PROPERTY VALUATIONS	ASSETS
Employee Fringe Benefits 109,000.00	Code Class # of Parcels % VAL'N ASSESSED VALUATION	Cash Dec. 31, 1991 1,794,126.12
Other Statutory Expenditures 1,000.00	1 Vacant Land 48 .38 495,000.00	Taxes Receivable 49,294.14
CETA And Other Public Employment Programs	2 Residential 1528 97.80 128,203,850.00	Tax Title Liens
MUNICIPAL FUNCTIONS TOTAL 1,685,749.52	3 Farm 2,388,600.00	Foreclosed Property
CAPITAL IMPROVEMENTS * MEMO * 10,000.00	4a Commercial 16 1.32	Emergencies & Other Deferred Charges 37,617.11
DEBT SERVICE	4b Industrial	State and Federal Aid Receivable
Principal Payments 211,100.00	4c Apartments	Other Receivables 24,342.18
Interest Payments 120,131.12	Total 1592 131,087,450.00	Total 1,905,379.55
DEFERRED CHARGES 2,677.87	Land Area 1.25 Sq. Miles	LIABILITIES, RESERVES, AND SURPLUS
SCHOOL, COUNTY, SPECIAL DISTRICT TAXES 3,947,232.01	Net Valuation Taxable-Municipal 131,440,517	Cash Liabilities 866,895.41
RESERVE FOR UNCOLLECTED TAXES 131,502.78	Net Valuation Taxable-County 234,959,078	Reserves for Receivables 73,636.32
EXPENDITURES TOTAL 6,143,503.30	State Equalized Valuation 233,895,647	Surplus Dec. 31, 1991 964,847.82
	State Equalization Ratio 56.13	Total 1,905,379.55

1418
Population 1980 4,899
Population 1990 4,890
S & P Rating
Moody Rating AA

General Tax Rate Per \$100. 1.74
State Equalized Tax Rate 1.75

MENDHAM BOROUGH - MORRIS COUNTY
Form of Government
Borough Council
Number of Members - 6

PER CAPITA:
Gross Debt 1,684.39
Net Debt 320.42
Debt Service 52.45
Total Tax Levy 2,118.64
Municipal Expenditures 662.60
PER CENT:
Gross Debt 1.39
Net Debt .26
Tax Levy Collected 96.51
Tax Levy Cancelled, Abated or Adjusted .77

EXPENDITURES		REVENUES-REALIZED		1991 PROPERTY TAX	
GENERAL GOVERNMENT				STATE EQUALIZED TAX RATE	
Governing Body & Public Boards		1991 Property Taxes Collected	10,000,384.22	Local District School Taxes	.61 3,573,653.21
Municipal Clerk		1991 Payments in Lieu of Taxes		Regional & Consolidated School Tax	.57 3,348,624.66
Financial Administration	60,702.00	Delinquent Tax & Lien Collections	265,237.20	School Taxes in Municipal Budget	
Assessment of Taxes	23,704.00	Business Personalty Replacement Taxes	47,001.72	County Taxes	.27 1,615,292.54
Collection of Taxes	33,095.00	Taxes from Public Utilities	382,150.00	County Library Taxes	
Planning, Housing & Development	24,594.00	Other Miscellaneous Tax Revenues		Local Municipal Purpose Taxes	.30 1,782,251.10
Human Resources	74,568.00	State Aid Revenues	176,655.38	Veteran & Senior Citizen Taxes	21,600.00
Elections		Federal Aid Revenues		Total Taxes for Rate Computation	1.75 10,341,421.51
General Administration (other)	317,331.00	State and Local Fiscal Assistance Act Utilized		Special District Taxes	
JUDICIARY		Sale of Acquired Property		Bank Corp. Taxes	
Municipal Courts	37,915.34	Other Miscellaneous Revenues	567,914.47	Added and Omitted Taxes	40,319.16
PUBLIC SAFETY		Total	11,439,342.99	Total Taxes Levied - ABSTRACT	10,360,140.67
Fire Protection	67,335.10	Prior Years Surplus Appropriated	150,000.00	Total Taxes Billed	10,361,979.53
Police Protection	612,995.44	REVENUES TOTAL	11,589,342.99	1991 TAXES COLLECTED	10,000,384.22
Civil Defense & Disaster Control	425.00	Reserve For Uncollected Taxes	437,053.00	1991 Taxes Cancelled, Abated or Adjusted	80,049.27
Environmental Inspection & Control	105,137.00	CAPITAL OUTLAY TOTAL	271,296.11	Transfer to Tax Title Liens or Foreclosed	13,845.18
Other Public Safety				Balance Outstanding Dec. 31, 1991	267,700.86
PUBLIC WORKS				PRIOR YEARS TAXES OUTSTANDING	
Streets and Drainage	374,332.00	Public Enterprises	85,051.32	Balance January 1, 1991	230,102.70
Sewers and Sewage Processing		Recreation-Culture		Collected in 1991	230,088.56
Garbage and Trash Disposal		Public Works		Cancelled, Abated or Adjusted 1991	
Public Buildings and Grounds	109,461.00	Buildings and Grounds	186,244.79	Transfers to Tax Title Liens or Foreclosed	
Other Public Works		Library and Education		Balance December 31, 1991	14.14
HEALTH and WELFARE		Conservation		TAX TITLE LIENS OUTSTANDING	
Health Services Except Environmental	141,587.00	All Other		Balance January 1, 1991	57,735.97
Welfare-Public Assistance	2,514.00	CAPITAL DEBT AUTHORIZED, DECEMBER 31, 1991		Transfer From Taxes	13,845.18
Hospital, Clinics, First Aid		ISSUED AND UNISSUED		Redeemed in 1991	35,148.64
Animal, Insect, & Rodent Control	1,630.00	School	267,577.43	Cancelled, Abated or Adjusted (1991)	
Other Welfare Services		Self-Liquidating	6,661,500.00	Transfers to Foreclosed Property	
RECREATION and CONSERVATION		Other	1,307,601.00	Balance December 31, 1991	36,432.51
Beaches and Boardwalks		Total	8,236,678.00	PROPERTY ACQUIRED BY DEED OR FORECLOSURE	
Parks, Playgrounds, Shade Trees	68,440.00	ISSUED AND OUTSTANDING		Balance January 1, 1991	2,900.00
Land Reclamation & Conservation		School	267,577.43	Transfers From Taxes or Liens	
Other Recreational Services	32,165.00	Self-Liquidating	3,281,500.00	Sale for Cash (1991)	
EDUCATION (excluding schools)		Other	1,000,150.00	Cancelled, Abated or Adjusted (1991)	
Libraries	40,257.00	Total	4,549,227.43	Balance December 31, 1991	2,900.00
Other Educational Services		EQUALIZED VALUATION BASIS		CURRENT FINANCES DECEMBER 31, 1991	
STATUTORY EXPENDITURES		FOR NET DEBT COMPUTATION	591,564,413	ASSETS	
Pensions & F. I. C. A.	209,547.00	REAL PROPERTY VALUATIONS		Cash Dec. 31, 1991	3,129,885.74
Employee Fringe Benefits	184,000.00	Code Class # of Parcels % VAL'N ASSESSED VALUATION		Taxes Receivable	267,715.00
Other Statutory Expenditures	200.00	1 Vacant Land 56 2.56 15,093,900.00		Tax Title Liens	36,432.51
CETA And Other Public Employment Programs		2 Residential 1561 82.05 484,064,200.00		Foreclosed Property	2,900.00
MUNICIPAL FUNCTIONS TOTAL	2,521,984.88	3 Farm 92 4.48 26,447,317.00		Emergencies & Other Deferred Charges	68,100.00
CAPITAL IMPROVEMENTS *MEMO*	9,950.00	4a Commercial 81 10.61 62,613,700.00		State and Federal Aid Receivable	2,465.00
DEBT SERVICE		4b Industrial		Other Receivables	4,806.46
Principal Payments	200,200.00	4c Apartments 4 .29 1,716,900.00		Total	3,512,304.71
Interest Payments	56,247.22	Total 1794 589,936,017.00		LIABILITIES, RESERVES, AND SURPLUS	
DEFERRED CHARGES	24,600.00	Land Area 6.00 Sq. Miles		Cash Liabilities	2,707,381.24
SCHOOL, COUNTY, SPECIAL DISTRICT TAXES	3,537,570.41	Net Valuation Taxable-Municipal	593,198,870	Reserves for Receivables	311,853.97
RESERVE FOR UNCOLLECTED TAXES	437,053.00	Net Valuation Taxable-County	604,132,804	Surplus Dec. 31, 1991	493,069.50
EXPENDITURES TOTAL	11,777,695.51	State Equalized Valuation	588,458,783	Total	3,512,304.71
		State Equalization Ratio	100.81		

Population 1980 4,488
 Population 1990 4,537
 S & P Rating
 Moody Rating AA1

General Tax Rate Per \$100. 1.55
 State Equalized Tax Rate 1.63

MENDHAM TOWNSHIP - MORRIS COUNTY
 Form of Government
 Township Committee
 Number of Members - 5

PER CAPITA:

Gross Debt 1,101.73
 Net Debt 1,027.77
 Debt Service 140.94
 Total Tax Levy 2,807.55
 Municipal Expenditures 968.64

PER CENT:

Gross Debt .63
 Net Debt .59
 Tax Levy Collected 94.44
 Tax Levy Cancelled, Abated or Adjusted 1.38

EXPENDITURES		REVENUES-REALIZED		1991 PROPERTY TAX	
GENERAL GOVERNMENT				STATE EQUALIZED TAX RATE	
Governing Body & Public Boards		1991 Property Taxes Collected	12,075,036.09	Local District School Taxes	3,790,682.25
Municipal Clerk		1991 Payments in Lieu of Taxes		Regional & Consolidated School Tax	3,835,545.38
Financial Administration	16,500.00	Delinquent Tax & Lien Collections	480,058.91	School Taxes in Municipal Budget	
Assessment of Taxes	29,850.00	Business Personalty Replacement Taxes	14,448.00	County Taxes	2,175,125.52
Collection of Taxes	78,992.00	Taxes from Public Utilities	404,209.00	County Library Taxes	
Planning, Housing & Development	6,500.00	Other Miscellaneous Tax Revenues		Local Municipal Purpose Taxes	2,887,525.95
Human Resources	57,331.00	State Aid Revenues	160,595.00	Veteran & Senior Citizen Taxes	15,450.00
Elections		Federal Aid Revenues		Total Taxes for Rate Computation	12,704,329.10
General Administration (other)	520,954.00	State and Local Fiscal Assistance Act Utilized		Special District Taxes	
JUDICIARY		Sale of Acquired Property		Bank Corp. Taxes	
Municipal Courts	48,603.00	Other Miscellaneous Revenues	497,487.60	Added and Omitted Taxes	48,995.56
PUBLIC SAFETY		TOTAL	13,631,834.60	Total Taxes Levied - ABSTRACT	12,737,874.66
Fire Protection	77,920.00	Prior Years Surplus Appropriated	570,000.00	Total Taxes Billed	12,785,633.74
Police Protection	777,115.00	REVENUES TOTAL	14,201,834.60	1991 TAXES COLLECTED	12,075,036.09
Civil Defense & Disaster Control	1,000.00	Reserve For Uncollected Taxes	637,163.95	1991 Taxes Cancelled, Abated or Adjusted	176,447.12
Environmental Inspection & Control	74,555.00	CAPITAL OUTLAY TOTAL	453,490.25	Transfer to Tax Title Liens or Foreclosed	13,311.40
Other Public Safety		Public Enterprises		Balance Outstanding Dec. 31, 1991	520,839.13
PUBLIC WORKS		Recreation—Culture		PRIOR YEARS TAXES OUTSTANDING	
Streets and Drainage	481,729.00	Public Works	200,667.89	Balance January 1, 1991	442,361.56
Sewers and Sewage Processing		Buildings and Grounds	252,822.36	Collected in 1991	433,459.15
Garbage and Trash Disposal		Library and Education		Cancelled, Abated or Adjusted 1991	7,083.92
Public Buildings and Grounds	145,860.00	Conservation		Transfers to Tax Title Liens or Foreclosed	265.87
Other Public Works		All Other		Balance December 31, 1991	1,552.62
HEALTH and WELFARE		CAPITAL DEBT AUTHORIZED, DECEMBER 31, 1991		TAX TITLE LIENS OUTSTANDING	
Health Services Except Environmental	170,250.00	ISSUED AND UNISSUED		Balance January 1, 1991	81,935.65
Welfare—Public Assistance	2,250.00	School	289,538	Transfer From Taxes	13,660.03
Hospital, Clinics, First Aid		Self-Liquidating		Redeemed in 1991	46,599.76
Animal, Insect, & Rodent Control		Other	4,708,995	Cancelled, Abated or Adjusted (1991)	721.21
Other Welfare Services		Total	4,998,533	Transfers to Foreclosed Property	
RECREATION and CONSERVATION		ISSUED AND OUTSTANDING		Balance December 31, 1991	48,274.71
Beaches and Boardwalks		School	289,538.41	PROPERTY ACQUIRED BY DEED OR FORECLOSURE	
Parks, Playgrounds, Shade Trees		Self-Liquidating		Balance January 1, 1991	
Land Reclamation & Conservation	7,620.00	Other	4,607,000.00	Transfers From Taxes or Liens	
Other Recreational Services	49,500.00	Total	4,896,538.41	Sale for Cash (1991)	
EDUCATION (excluding schools)		EQUALIZED VALUATION BASIS FOR NET DEBT COMPUTATION	787,216,854	Cancelled, Abated or Adjusted (1991)	
Libraries	84,000.00	REAL PROPERTY VALUATIONS		Balance December 31, 1991	
Other Educational Services	500.00	Code Class # of Parcels % VAL'N		CURRENT FINANCES DECEMBER 31, 1991	
STATUTORY EXPENDITURES		1 Vacant Land 292 9.57	78,486,430.00	ASSETS	
Pensions & F. L. C. A.	270,544.00	2 Residential 1572 85.11	698,081,900.00	Cash Dec. 31, 1991	1,419,719.14
Employee Fringe Benefits	178,500.00	3 Farm 110 3.43	28,077,635.00	Taxes Receivable	522,391.75
Other Statutory Expenditures		4a Commercial 13 1.90	15,567,900.00	Tax Title Liens	48,274.71
CETA And Other Public Employment Programs		4b Industrial 1	2,400.00	Foreclosed Property	
MUNICIPAL FUNCTIONS TOTAL	3,080,073.00	4c Apartments		Emergencies & Other Deferred Charges	69,951.87
CAPITAL IMPROVEMENTS *MEMO*	55,000.00	Total 1983	820,216,265.00	State and Federal Aid Receivable	473.01
DEBT SERVICE		Land Area 17.50 Sq. Miles		Other Receivables	17,850.43
Principal Payments	350,000.00	Net Valuation Taxable-Municipal	821,718,586	Total	2,078,660.91
Interest Payments	289,467.00	Net Valuation Taxable-County	218,179,176	LIABILITIES, RESERVES, AND SURPLUS	
DEFERRED CHARGES	38,000.00	State Equalized Valuation	782,363,198	Cash Liabilities	447,850.82
SCHOOL, COUNTY, SPECIAL DISTRICT TAXES	9,801,353.15	State Equalization Ratio	105.04	Reserves for Receivables	588,989.90
RESERVE FOR UNCOLLECTED TAXES	637,163.95			Surplus Dec. 31, 1991	1,041,820.19
EXPENDITURES TOTAL	14,196,057.10			Total	2,078,660.91

0424
Population 1980 3,972
Population 1990 4,095
S & P Rating
Moody Rating BAA1

General Tax Rate Per \$100.

State Equalized Tax Rate

4.76

2.71

MERCHANTVILLE BOROUGH - CAMDEN CO.
Form of Government
Borough Council
Number of Members - 6

PER CAPITA:

Gross Debt 581.87
Net Debt 323.57
Debt Service 29.22
Total Tax Levy 1,151.65
Municipal Expenditures 608.86

PER CENT:

Gross Debt 1.56
Net Debt .87
Tax Levy Collected 96.29
Tax Levy Cancelled, Abated or Adjusted .04

EXPENDITURES		REVENUES-REALIZED		1991 PROPERTY TAX	
GENERAL GOVERNMENT		1991 Property Taxes Collected		STATE EQUALIZED TAX RATE	
Governing Body & Public Boards			4,543,560.18	Local District School Taxes	1.20
Municipal Clerk				Regional & Consolidated School Tax	
Financial Administration	30,630.00	1991 Payments in Lieu of Taxes		School Taxes in Municipal Budget	
Assessment of Taxes	4,525.00	Delinquent Tax & Lien Collections	170,546.50	County Taxes	.80
Collection of Taxes	18,535.00	Business Personalty Replacement Taxes	29,519.12	County Library Taxes	.02
Planning, Housing & Development	20,100.00	Taxes from Public Utilities	292,328.00	Local Municipal Purpose Taxes	.68
Human Resources	52,029.00	Other Miscellaneous Tax Revenues		Veteran & Senior Citizen Taxes	
Elections	4,025.00	State Aid Revenues	234,564.93	Total Taxes for Rate Computation	2.70
General Administration (other)	258,310.00	Federal Aid Revenues		Special District Taxes	
JUDICIARY		State and Local Fiscal Assistance Act Utilized		Bank Corp. Taxes	
Municipal Courts	61,050.05	Sale of Acquired Property		Added and Omitted Taxes	
PUBLIC SAFETY		Other Miscellaneous Revenues	560,620.58	Total Taxes Levied - ABSTRACT	2,793.23
Fire Protection	68,555.00		5,331,139.31	Total Taxes Billed	4,715,992.36
Police Protection	590,169.69	Prior Years Surplus Appropriated	225,000.00	1991 TAXES COLLECTED	4,543,560.18
Civil Defense & Disaster Control	890.00	REVENUES TOTAL	6,056,139.31	1991 Taxes Cancelled, Abated or Adjusted	1,973.22
Environmental Inspection & Control	250.00	Reserve For Uncollected Taxes	196,552.39	Transfer to Tax Title Liens or Foreclosed	
Other Public Safety		CAPITAL OUTLAY TOTAL	186,488.04	Balance Outstanding Dec. 31, 1991	173,095.84
PUBLIC WORKS				PRIOR YEARS TAXES OUTSTANDING	
Streets and Drainage	73,730.00	Public Enterprises		Balance January 1, 1991	189,230.42
Sewers and Sewage Processing	281,700.00	Recreation—Culture	940.00	Collected in 1991	170,546.50
Garbage and Trash Disposal	288,315.00	Public Works	104,770.30	Cancelled, Abated or Adjusted 1991	
Public Buildings and Grounds	30,700.00	Buildings and Grounds	80,777.74	Transfers to Tax Title Liens or Foreclosed	
Other Public Works		Library and Education		Balance December 31, 1991	18,683.92
HEALTH and WELFARE		Conservation		TAX TITLE LIENS OUTSTANDING	
Health Services Except Environmental	3,250.00	All Other		Balance January 1, 1991	
Welfare-Public Assistance	13,600.00	CAPITAL DEBT AUTHORIZED, DECEMBER 31, 1991		Transfer From Taxes	
Hospital, Clinics, First Aid		ISSUED AND UNISSUED		Redeemed in 1991	
Animal, Insect, & Rodent Control		GROSS DEBT		Cancelled, Abated or Adjusted (1991)	
Other Welfare Services		School	1,001,000	Transfers to Foreclosed Property	
RECREATION and CONSERVATION		Self-Liquidating	56,742	Balance December 31, 1991	
Beaches and Boardwalks		Other	1,325,000	PROPERTY ACQUIRED BY DEED OR	
Parks, Playgrounds, Shade Trees	14,050.00	Total	2,382,742	FORECLOSURE	
Land Reclamation & Conservation				Balance January 1, 1991	350.00
Other Recreational Services	11,300.00	ISSUED AND OUTSTANDING		Transfers From Taxes or Liens	
EDUCATION (excluding schools)		School	941,000.00	Sale for Cash (1991)	
Libraries		Self-Liquidating	56,742.00	Cancelled, Abated or Adjusted (1991)	
Other Educational Services	750.00	Other	1,325,000.00	Balance December 31, 1991	350.00
STATUTORY EXPENDITURES		Total	2,322,742.00	CURRENT FINANCES DECEMBER 31, 1991	
Pensions & F. I. C. A.	143,365.40	EQUALIZED VALUATION BASIS		ASSETS	
Employee Fringe Benefits	161,300.00	FOR NET DEBT COMPUTATION	152,428,104	Cash Dec. 31, 1991	700,070.44
Other Statutory Expenditures	4,100.00	REAL PROPERTY VALUATIONS		Taxes Receivable	191,779.76
CETA And Other Public Employment Programs		Code Class # of Parcels % VAL'N		Tax Title Liens	
MUNICIPAL FUNCTIONS TOTAL	2,135,329.14	1 Vacant Land 61 .59	537,050.00	Foreclosed Property	350.00
CAPITAL IMPROVEMENTS *MEMO*	8,000.00	2 Residential 1066 80.30	72,726,900.00	Emergencies & Other Deferred Charges	16,000.00
DEBT SERVICE		3 Farm		State and Federal Aid Receivable	10,294.00
Principal Payments	15,000.00	4a Commercial 96 12.33	11,620,000.00	Other Receivables	89,437.89
Interest Payments	104,655.00	4b Industrial		Total	1,007,932.09
		4c Apartments 22 6.28	5,687,500.00	LIABILITIES, RESERVES, AND SURPLUS	
		Total 1245	90,571,450.00	Cash Liabilities	451,921.30
DEFERRED CHARGES	41,729.18	Land Area .61 Sq. Miles		Reserves for Receivables	281,567.65
SCHOOL, COUNTY, SPECIAL DISTRICT TAXES	3,522,353.13	Net Valuation Taxable-Municipal	99,042,857	Surplus Dec. 31, 1991	274,443.14
RESERVE FOR UNCOLLECTED TAXES	196,552.39	Net Valuation Taxable-County	163,296,584	Total	1,007,932.09
EXPENDITURES TOTAL	6,015,613.82	State Equalized Valuation	167,619,975		
		State Equalization Ratio	56.91		

1210
Population 1980 13,762
Population 1990 12,804
S & P Rating
Moody Rating A1

General Tax Rate Per \$100. 4.21
State Equalized Tax Rate 2.02

METUCHEN BOROUGH - MIDDLESEX CO.
Form of Government
Borough Council
Number of Members - 6

PER CAPITA:
Gross Debt 516.78
Net Debt 491.45
Debt Service 80.80
Total Tax Levy 1,524.95
Municipal Expenditures 662.70

PER CENT:
Gross Debt .69
Net Debt .66
Tax Levy Collected 97.13
Tax Levy Cancelled, Abated or Adjusted .01

EXPENDITURES		REVENUES-REALIZED		1991 PROPERTY TAX	
GENERAL GOVERNMENT				STATE EQUALIZED TAX RATE 1.14	
Governing Body & Public Boards		1991 Property Taxes Collected	18,960,119.00	Local District School Taxes	11,029,573.78
Municipal Clerk		1991 Payments in Lieu of Taxes		Regional & Consolidated School Tax	
Financial Administration	21,065.00	Delinquent Tax & Lien Collections	497,268.96	School Taxes in Municipal Budget	
Assessment of Taxes	38,565.00	Business Personalty Replacement Taxes	296,771.16	County Taxes	4,146,923.62
Collection of Taxes	95,386.03	Taxes from Public Utilities	953,020.00	County Library Taxes	
Planning, Housing & Development	32,518.00	Other Miscellaneous Tax Revenues	5,817.46	Local Municipal Purpose Taxes	4,311,658.00
Human Resources	125,132.96	State Aid Revenues	1,055,168.45	Veteran & Senior Citizen Taxes	114,050.00
Elections	7,200.00	Federal Aid Revenues		Total Taxes for Rate Computation	19,602,205.40
General Administration (other)	1,157,040.70	State and Local Fiscal Assistance Act Utilized		Special District Taxes	
JUDICIARY		Sale of Acquired Property		Bank Corp. Taxes	
Municipal Courts	105,735.00	Other Miscellaneous Revenues	1,259,429.56	Added and Omitted Taxes	37,325.00
PUBLIC SAFETY		Total	23,027,594.59	Total Taxes Levied - ABSTRACT	19,525,480.40
Fire Protection	232,417.00	Prior Years Surplus Appropriated	225,000.00	Total Taxes Billed	19,521,171.00
Police Protection	1,675,057.00	REVENUES TOTAL	23,252,594.59	1991 TAXES COLLECTED	18,960,119.00
Civil Defense & Disaster Control	6,800.00	Reserve For Uncollected Taxes	510,000.00	1991 Taxes Cancelled, Abated or Adjusted	2,110.00
Environmental Inspection & Control	40,755.00	CAPITAL OUTLAY TOTAL	903,706.00	Transfer to Tax Title Liens or Foreclosed	11,712.00
Other Public Safety				Balance Outstanding Dec. 31, 1991	547,230.00
PUBLIC WORKS				PRIOR YEARS TAXES OUTSTANDING	
Streets and Drainage	472,712.00	Public Enterprises	98,970.00	Balance January 1, 1991	482,199.00
Sewers and Sewage Processing	499,044.00	Recreation-Culture		Collected in 1991	474,262.00
Garbage and Trash Disposal	502,689.00	Public Works	404,243.00	Cancelled, Abated or Adjusted 1991	80.00
Public Buildings and Grounds	180,235.00	Buildings and Grounds	400,493.00	Transfers to Tax Title Liens or Foreclosed	
Other Public Works		Library and Education		Balance December 31, 1991	7,857.00
HEALTH and WELFARE		Conservation		TAX TITLE LIENS OUTSTANDING	
Health Services Except Environmental	35,047.00	All Other		Balance January 1, 1991	53,937.00
Welfare-Public Assistance	42,860.00			Transfer From Taxes	11,712.00
Hospital, Clinics, First Aid				Redeemed in 1991	23,007.00
Animal, Insect, & Rodent Control				Cancelled, Abated or Adjusted (1991)	
Other Welfare Services				Transfers to Foreclosed Property	
RECREATION and CONSERVATION				Balance December 31, 1991	42,642.00
Beaches and Boardwalks				PROPERTY ACQUIRED BY DEED OR FORECLOSURE	
Parks, Playgrounds, Shade Trees	115,857.00			Balance January 1, 1991	174,100.00
Land Reclamation & Conservation	14,287.75			Transfers From Taxes or Liens	
Other Recreational Services	92,860.97			Sale for Cash (1991)	5,000.00
EDUCATION (excluding schools)				Cancelled, Abated or Adjusted (1991)	
Libraries	330,700.00			Balance December 31, 1991	169,100.00
Other Educational Services	1,850.00			CURRENT FINANCES DECEMBER 31, 1991	
STATUTORY EXPENDITURES				ASSETS	
Pensions & F. I. C. A.	541,461.00			Cash Dec. 31, 1991	2,317,491.00
Employee Fringe Benefits	517,930.00			Taxes Receivable	555,087.00
Other Statutory Expenditures	5,000.00			Tax Title Liens	42,642.00
CETA And Other Public Employment Programs				Foreclosed Property	169,100.00
MUNICIPAL FUNCTIONS TOTAL	6,890,255.41			Emergencies & Other Deferred Charges	
CAPITAL IMPROVEMENTS *MEMO*	50,000.00			State and Federal Aid Receivable	16,648.00
DEBT SERVICE				Other Receivables	16,645.00
Principal Payments	630,000.00			Total	3,117,613.00
Interest Payments	404,539.74			LIABILITIES, RESERVES, AND SURPLUS	
DEFERRED CHARGES	50,337.00			Cash Liabilities	2,123,647.00
SCHOOL, COUNTY, SPECIAL DISTRICT TAXES	15,176,497.40			Reserves for Receivables	783,474.00
RESERVE FOR UNCOLLECTED TAXES	510,000.00			Surplus Dec. 31, 1991	210,492.00
EXPENDITURES TOTAL	23,661,679.55			Total	3,117,613.00

0506
Population 1980 11,373
Population 1990 14,771
S & P Rating BBB+
Moody Rating

General Tax Rate Per \$100. 2.56
State Equalized Tax Rate 1.70

MIDDLE TOWNSHIP - CAPE MAY COUNTY
Form of Government
Township Committee
Number of Members - 3

PER CAPITA:
Gross Debt 2,307.35
Net Debt 362.84
Debt Service 29.99
Total Tax Levy 923.99
Municipal Expenditures 672.55
PER CENT:
Gross Debt 5.04
Net Debt .79
Tax Levy Collected 89.06
Tax Levy Cancelled, Abated or Adjusted .27

EXPENDITURES		REVENUES-REALIZED		1991 PROPERTY TAX	
GENERAL GOVERNMENT				STATE EQUALIZED TAX RATE 1.70	
Governing Body & Public Boards	10,000.00	1991 Property Taxes Collected	12,170,216.00	Local District School Taxes	7,919,534.00
Municipal Clerk		1991 Payments in Lieu of Taxes		Regional & Consolidated School Tax	
Financial Administration	152,700.00	Delinquent Tax & Lien Collections	1,434,120.00	School Taxes in Municipal Budget	
Assessment of Taxes	123,550.00	Business Personality Replacement Taxes	96,299.00	County Taxes	2,920,789.76
Collection of Taxes	163,480.00	Taxes from Public Utilities	3,235,392.00	County Library Taxes	183,194.91
Planning, Housing & Development	288,400.00	Other Miscellaneous Tax Revenues		Local Municipal Purpose Taxes	1,696,680.00
Human Resources	116,510.00	State Aid Revenues	908,363.00	Veteran & Senior Citizen Taxes	155,800.00
Elections		Federal Aid Revenues		Total Taxes for Rate Computation	12,879,998.67
General Administration (other)	1,077,913.00	State and Local Fiscal Assistance Act Utilized		Special District Taxes	701,322.00
JUDICIARY		Sale of Acquired Property		Bank Corp. Taxes	
Municipal Courts	145,500.00	Other Miscellaneous Revenues	1,410,850.00	Added and Omitted Taxes	226,676.00
PUBLIC SAFETY		Total	19,255,240.00	Total Taxes Levied - ABSTRACT	13,648,196.67
Fire Protection	10,400.00	Prior Years Surplus Appropriated	1,452,658.00	Total Taxes Billed	13,665,572.00
Police Protection	2,059,209.00	REVENUES TOTAL	20,707,898.00	1991 TAXES COLLECTED	12,170,216.00
Civil Defense & Disaster Control	6,800.00	Reserve For Uncollected Taxes	1,535,858.00	1991 Taxes Cancelled, Abated or Adjusted	37,331.00
Environmental Inspection & Control	128,135.00	CAPITAL OUTLAY TOTAL	5,118,967.00	Transfer to Tax Title Liens or Foreclosed	179,399.00
Other Public Safety				Balance Outstanding Dec. 31, 1991	1,278,626.00
PUBLIC WORKS				PRIOR YEARS TAXES OUTSTANDING	
Streets and Drainage	745,744.00	Public Enterprises	3,974,172.00	Balance January 1, 1991	1,475,940.00
Sewers and Sewage Processing	285,601.00	Recreation-Culture		Collected in 1991	1,311,453.00
Garbage and Trash Disposal	669,500.00	Public Works	460,128.00	Cancelled, Abated or Adjusted 1991	1,107.00
Public Buildings and Grounds	91,070.00	Buildings and Grounds	684,667.00	Transfers to Tax Title Liens or Foreclosed	90,664.00
Other Public Works	93,300.00	Library and Education		Balance December 31, 1991	72,716.00
HEALTH and WELFARE		Conservation		TAX TITLE LIENS OUTSTANDING	
Health Services Except Environmental	122,965.00	All Other		Balance January 1, 1991	335,821.00
Welfare-Public Assistance	31,425.00	CAPITAL DEBT AUTHORIZED, DECEMBER 31, 1991		Transfer From Taxes	305,861.00
Hospital, Clinics, First Aid		ISSUED AND UNISSUED		Redeemed in 1991	122,667.00
Animal, Insect, & Rodent Control	28,096.00	School	15,088,000.00	Cancelled, Abated or Adjusted (1991)	
Other Welfare Services		Self-Liquidating	13,634,300.00	Transfers to Foreclosed Property	16,424.00
RECREATION and CONSERVATION		Other	5,359,529.00	Balance December 31, 1991	502,591.00
Beaches and Boardwalks		Total	34,081,829.00	PROPERTY ACQUIRED BY DEED OR FORECLOSURE	
Parks, Playgrounds, Shade Trees	1,001.00	ISSUED AND OUTSTANDING		Balance January 1, 1991	2,240,667.00
Land Reclamation & Conservation	29,219.00	School	15,088,000.00	Transfers From Taxes or Liens	16,424.00
Other Recreational Services	112,159.00	Self-Liquidating	5,349,792.00	Sale for Cash (1991)	17,367.00
EDUCATION (excluding schools)		Other	4,783,500.00	Cancelled, Abated or Adjusted (1991)	49,533.00
Libraries		Total	25,221,292.00	Balance December 31, 1991	2,190,191.00
Other Educational Services	1,000.00	EQUALIZED VALUATION BASIS		CURRENT FINANCES DECEMBER 31, 1991	
STATUTORY EXPENDITURES		FOR NET DEBT COMPUTATION	676,885,571	ASSETS	
Pensions & F. I. C. A.	644,400.00	REAL PROPERTY VALUATIONS		Cash Dec. 31, 1991	3,106,323.00
Employee Fringe Benefits	565,000.00	Code Class # of Parcels % VAL'N		Taxes Receivable	1,351,342.00
Other Statutory Expenditures		1 Vacant Land 6063 11.28	55,266,850.00	Tax Title Liens	502,591.00
CETA And Other Public Employment Programs		2 Residential 5349 64.05	313,809,900.00	Foreclosed Property	2,190,191.00
MUNICIPAL FUNCTIONS TOTAL	7,703,127.00	3 Farm 188 .99	4,842,300.00	Emergencies & Other Deferred Charges	373,000.00
CAPITAL IMPROVEMENTS *MEMO*		4a Commercial 425 22.30	111,691,000.00	State and Federal Aid Receivable	
DEBT SERVICE		4b Industrial 4 .39	1,912,600.00	Other Receivables	173,503.00
Principal Payments	250,000.00	4c Apartments 12 .50	2,456,100.00	Total	7,696,950.00
Interest Payments	193,016.00	Total 12047	489,978,750.00	LIABILITIES, RESERVES, AND SURPLUS	
DEFERRED CHARGES	252,337.00	Land Area 74.02 Sq. Miles		Cash Liabilities	1,548,963.00
SCHOOL COUNTY, SPECIAL DISTRICT TAXES	11,724,840.67	Net Valuation Taxable-Municipal	497,530,462	Reserves for Receivables	4,217,627.00
RESERVE FOR UNCOLLECTED TAXES	1,535,858.00	Net Valuation Taxable-County	728,177,915	Surplus Dec. 31, 1991	1,930,360.00
EXPENDITURES TOTAL	21,659,178.67	State Equalized Valuation	743,587,083	Total	7,696,950.00
		State Equalization Ratio	66.57		

1211
Population 1980 13,480
Population 1990 13,055
S & P Rating
Moody Rating A

General Tax Rate Per \$100.
3.59
State Equalized Tax Rate
2.25

MIDDLESEX BOROUGH - MIDDLESEX CO.
Form of Government
Borough Council
Number of Members - 6

PER CAPITA:
Gross Debt 518.30
Net Debt 503.05
Debt Service 86.12
Total Tax Levy 1,358.04
Municipal Expenditures 648.95
PER CENT:
Gross Debt .83
Net Debt .81
Tax Levy Collected 97.34
Tax Levy Cancelled, Abated or Adjusted

EXPENDITURES		REVENUES-REALIZED		1991 PROPERTY TAX	
GENERAL GOVERNMENT				STATE EQUALIZED TAX RATE 1.26	
Governing Body & Public Boards		1991 Property Taxes Collected	17,269,539.85	Local District School Taxes	9,939,070.25
Municipal Clerk		1991 Payments in Lieu of Taxes		Regional & Consolidated School Tax	
Financial Administration	34,165.00	Delinquent Tax & Lien Collections	420,582.42	School Taxes in Municipal Budget	
Assessment of Taxes	60,662.00	Business Personalty Replacement Taxes	259,445.40	County Taxes	3,391,570.03
Collection of Taxes	111,046.00	Taxes from Public Utilities	1,009,638.00	County Library Taxes	
Planning, Housing & Development	42,419.02	Other Miscellaneous Tax Revenues		Local Municipal Purpose Taxes	4,360,482.00
Human Resources	72,011.96	State Aid Revenues	684,081.57	Veteran & Senior Citizen Taxes	142,150.00
Elections	4,106.00	Federal Aid Revenues		Total Taxes for Rate Computation	17,833,272.28
General Administration (other)	595,469.99	State and Local Fiscal Assistance Act Utilized		Special District Taxes	
JUDICIARY		Sale of Acquired Property		Bank Corp. Taxes	
Municipal Courts	101,366.54	Other Miscellaneous Revenues	827,183.29	Added and Omitted Taxes	38,029.46
PUBLIC SAFETY		Total	20,469,470.53	Total Taxes Levied - ABSTRACT	17,729,151.74
Fire Protection	225,501.00	Prior Years Surplus Appropriated	980,000.00	Total Taxes Billed	17,741,210.28
Police Protection	1,590,231.10	REVENUES TOTAL	21,449,470.53	1991 TAXES COLLECTED	17,268,539.85
Civil Defense & Disaster Control	7,450.00	Reserve For Uncollected Taxes	543,234.05	1991 Taxes Cancelled, Abated or Adjusted	
Environmental Inspection & Control	101,557.00	CAPITAL OUTLAY TOTAL	534,112.64	Transfer to Tax Title Liens or Foreclosed	
Other Public Safety				Balance Outstanding Dec. 31, 1991	472,670.43
PUBLIC WORKS				PRIOR YEARS TAXES OUTSTANDING	
Streets and Drainage	623,933.80	Public Enterprises	63,378.00	Balance January 1, 1991	433,232.34
Sewers and Sewage Processing	867,355.00	Recreation-Culture	1,248.75	Collected in 1991	413,069.38
Garbage and Trash Disposal	655,314.00	Public Works	323,168.87	Cancelled, Abated or Adjusted 1991	
Public Buildings and Grounds	25,225.00	Buildings and Grounds	146,317.02	Transfers to Tax Title Liens or Foreclosed	
Other Public Works	56,184.00	Library and Education		Balance December 31, 1991	20,162.96
HEALTH and WELFARE		Conservation		TAX TITLE LIENS OUTSTANDING	
Health Services Except Environmental	84,355.00	All Other		Balance January 1, 1991	222,298.01
Welfare-Public Assistance	9,890.00			Transfer From Taxes	
Hospital, Clinics, First Aid				Redeemed in 1991	7,573.04
Animal, Insect, & Rodent Control				Cancelled, Abated or Adjusted (1991)	
Other Welfare Services				Transfers to Foreclosed Property	
RECREATION and CONSERVATION				Balance December 31, 1991	214,724.97
Beaches and Boardwalks				PROPERTY ACQUIRED BY DEED OR FORECLOSURE	
Parks, Playgrounds, Shade Trees	188,071.00			Balance January 1, 1991	1,567,800.00
Land Reclamation & Conservation	560.00			Transfers From Taxes or Liens	
Other Recreational Services	111,982.00			Sale for Cash (1991)	
EDUCATION (excluding schools)				Cancelled, Abated or Adjusted (1991)	
Libraries	285,092.00			Balance December 31, 1991	1,567,800.00
Other Educational Services				CURRENT FINANCES DECEMBER 31, 1991	
STATUTORY EXPENDITURES				ASSETS	
Pensions & F. L. C. A.	449,246.24			Cash Dec. 31, 1991	878,318.44
Employee Fringe Benefits	446,221.00			Taxes Receivable	492,833.39
Other Statutory Expenditures				Tax Title Liens	214,724.97
CETA And Other Public Employment Programs				Foreclosed Property	1,567,800.00
MUNICIPAL FUNCTIONS TOTAL	6,799,474.65			Emergencies & Other Deferred Charges	15,000.00
CAPITAL IMPROVEMENTS * MEMO *				State and Federal Aid Receivable	47,512.02
DEBT SERVICE				Other Receivables	24,767.74
Principal Payments	736,000.00			Total	3,240,956.56
Interest Payments	383,294.00			LIABILITIES, RESERVES, AND SURPLUS	
DEFERRED CHARGES	5,000.00			Cash Liabilities	674,277.64
SCHOOL COUNTY, SPECIAL DISTRICT TAXES	13,330,640.28			Reserves for Receivables	2,300,126.10
RESERVE FOR UNCOLLECTED TAXES	543,234.05			Surplus Dec. 31, 1991	266,552.82
EXPENDITURES TOTAL	21,802,642.98			Total	3,240,956.56

1331
Population 1980 62,574
Population 1990 68,183
S & P Rating
Moody Rating

General Tax Rate Per \$100. 1.98
State Equalized Tax Rate 1.71

MIDDLETOWN TWP. - MONMOUTH CO.
Form of Government
Special Charter (P.L. 1971 c. 237)
Number of Members - 5

PER CAPITA:
Gross Debt 840.47
Net Debt 771.89
Debt Service 100.96
Total Tax Levy 1,369.55
Municipal Expenditures 535.46

PER CENT:
Gross Debt 1.12
Net Debt 1.03
Tax Levy Collected 95.84
Tax Levy Cancelled, Abated or Adjusted

EXPENDITURES		REVENUES-REALIZED		1991 PROPERTY TAX	
GENERAL GOVERNMENT		1991 Property Taxes Collected		STATE EQUALIZED TAX RATE	
Governing Body & Public Boards	2,920.00	1991 Payments in Lieu of Taxes		Local District School Taxes .98	
Municipal Clerk		Delinquent Tax & Lien Collections		Regional & Consolidated School Tax	
Financial Administration	279,984.32	Business Personalty Replacement Taxes		School Taxes in Municipal Budget	
Assessment of Taxes	345,119.97	Taxes from Public Utilities		County Taxes .39 *	
Collection of Taxes	312,969.00	Other Miscellaneous Tax Revenues		County Library Taxes	
Planning, Housing & Development	274,963.00	State Aid Revenues		Local Municipal Purpose Taxes .33	
Human Resources	397,568.00	Federal Aid Revenues		Veteran & Senior Citizen Taxes	
Elections	20,000.00	State and Local Fiscal Assistance Act Utilized		Total Taxes for Rate Computation 1.70	
General Administration (other)	5,094,856.00	Sale of Acquired Property		Special District Taxes	
JUDICIARY		Other Miscellaneous Revenues		Bank Corp. Taxes	
Municipal Courts	472,072.85	Prior Years Surplus Appropriated		Added and Omitted Taxes	
PUBLIC SAFETY		Reserve For Uncollected Taxes		Total Taxes Levied - ABSTRACT	
Fire Protection	1,003,999.10	TOTAL		Total Taxes Billed	
Police Protection	6,932,374.97	CAPITAL OUTLAY		1991 TAXES COLLECTED	
Civil Defense & Disaster Control	41,750.00	Public Enterprises		1991 Taxes Cancelled, Abated or Adjusted	
Environmental Inspection & Control	441,776.00	Recreation-Culture		Transfer to Tax Title Liens or Foreclosed	
Other Public Safety	920.00	Public Works		Balance Outstanding Dec. 31, 1991	
PUBLIC WORKS		Buildings and Grounds		PRIOR YEARS TAXES OUTSTANDING	
Streets and Drainage	4,143,826.00	Library and Education		Balance January 1, 1991	
Sewers and Sewage Processing	620,460.00	Conservation		Collected in 1991	
Garbage and Trash Disposal		All Other		Cancelled, Abated or Adjusted 1991	
Public Buildings and Grounds	598,966.25	CAPITAL DEBT AUTHORIZED, DECEMBER 31, 1991		Transfers to Tax Title Liens or Foreclosed	
Other Public Works		ISSUED AND UNISSUED		Balance December 31, 1991	
HEALTH and WELFARE		SCHOOL		TAX TITLE LIENS OUTSTANDING	
Health Services Except Environmental	392,248.00	GROSS DEBT		Balance January 1, 1991	
Welfare-Public Assistance	71,537.00	NET DEBT		Transfer From Taxes	
Hospital, Clinics, First Aid		School		Redeemed in 1991	
Animal, Insect, & Rodent Control	6,450.00	Self-Liquidating		Cancelled, Abated or Adjusted (1991)	
Other Welfare Services		Other		Transfers to Foreclosed Property	
RECREATION and CONSERVATION		Total		Balance December 31, 1991	
Beaches and Boardwalks		ISSUED AND OUTSTANDING		PROPERTY ACQUIRED BY DEED OR	
Parks, Playgrounds, Shade Trees	1,156,644.25	SCHOOL		FORECLOSURE	
Land Reclamation & Conservation	57,898.29	Self-Liquidating		Balance January 1, 1991	
Other Recreational Services	15,750.00	Other		Transfers From Taxes or Liens	
EDUCATION (excluding schools)		Total		Sale for Cash (1991)	
Libraries	1,424,233.00	EQUALIZED VALUATION BASIS		Cancelled, Abated or Adjusted (1991)	
Other Educational Services	4,000.00	FOR NET DEBT COMPUTATION		Balance December 31, 1991	
STATUTORY EXPENDITURES		REAL PROPERTY VALUATIONS		CURRENT FINANCES DECEMBER 31, 1991	
Pensions & F. I. C. A.	1,864,071.00	Code Class # of Parcels % VAL'N		ASSETS	
Employee Fringe Benefits		1 Vacant Land 1691 1.69		Cash Dec. 31, 1991	
Other Statutory Expenditures		2 Residential 20909 82.60		Taxes Receivable	
CETA And Other Public Employment Programs		3 Farm 229 .78		Tax Title Liens	
MUNICIPAL FUNCTIONS		4a Commercial 635 13.88		Foreclosed Property	
CAPITAL IMPROVEMENTS	212,800.00	4b Industrial 3 .10		Emergencies & Other Deferred Charges	
DEBT SERVICE		4c Apartments 14 .95		State and Federal Aid Receivable	
Principal Payments	3,295,000.00	Total 23480		Other Receivables	
Interest Payments	3,589,009.00	Land Area 41.08 Sq. Miles		Total	
DEFERRED CHARGES	235,162.85	Net Valuation Taxable-Municipal		LIABILITIES, RESERVES, AND SURPLUS	
SCHOOL, COUNTY, SPECIAL DISTRICT TAXES	75,756,046.03	Net Valuation Taxable-County		Cash Liabilities	
RESERVE FOR UNCOLLECTED TAXES	3,412,914.90	State Equalized Valuation		Reserves for Receivables	
EXPENDITURES		State Equalization Ratio		Surplus Dec. 31, 1991	
TOTAL	112,265,539.78			Total	

0235
Population 1980 7,381
Population 1990 7,047
S & P Rating
Moody Rating A1

General Tax Rate Per \$100. 1.99
State Equalized Tax Rate 1.85

MIDLAND PARK BOROUGH - BERGEN CO.
Form of Government
Borough Council
Number of Members - 6

PER CAPITA:
Gross Debt 423.20
Net Debt 422.50
Debt Service 35.13
Total Tax Levy 1,506.39
Municipal Expenditures 664.51
PER CENT:
Gross Debt .51
Net Debt .51
Tax Levy Collected 97.89
Tax Levy Cancelled, Abated or Adjusted .05

EXPENDITURES		REVENUES-REALIZED		1991 PROPERTY TAX	
GENERAL GOVERNMENT		1991 Property Taxes Collected		STATE EQUALIZED TAX RATE	
Governing Body & Public Boards		1991 Payments in Lieu of Taxes	10,416,909.29	Local District School Taxes	1.11 6,363,919.42
Municipal Clerk		Delinquent Tax & Lien Collections	220,829.06	Regional & Consolidated School Tax	
Financial Administration	34,165.00	Business Personalty Replacement Taxes	138,366.08	School Taxes in Municipal Budget	
Assessment of Taxes	16,400.00	Taxes from Public Utilities	370,878.00	County Taxes	.25 1,437,472.47
Collection of Taxes	13,225.00	Other Miscellaneous Tax Revenues		County Library Taxes	
Planning, Housing & Development	13,190.00	State Aid Revenues	394,503.03	Local Municipal Purpose Taxes	.49 2,782,899.00
Human Resources	66,252.00	Federal Aid Revenues		Veteran & Senior Citizen Taxes	
Elections		State and Local Fiscal Assistance Act Utilized		Total Taxes for Rate Computation	1.85 10,647,490.89
General Administration (other)	365,814.00	Sale of Acquired Property		Special District Taxes	
JUDICIARY		Other Miscellaneous Revenues	572,096.52	Bank Corp. Taxes	
Municipal Courts	48,858.32			Added and Omitted Taxes	31,259.77
PUBLIC SAFETY		Prior Years Surplus Appropriated	710,000.00	Total Taxes Levied - ABSTRACT	10,615,550.66
Fire Protection	107,753.40	REVENUES TOTAL	12,823,581.98	Total Taxes Billed	10,641,846.76
Police Protection	790,424.19	Reserve For Uncollected Taxes	540,125.00	1991 TAXES COLLECTED	10,416,909.29
Civil Defense & Disaster Control	900.00			1991 Taxes Cancelled, Abated or Adjusted	5,281.47
Environmental Inspection & Control	65,170.00	CAPITAL OUTLAY TOTAL	707,665.97	Transfer to Tax Title Liens or Foreclosed	1,930.30
Other Public Safety				Balance Outstanding Dec. 31, 1991	217,725.70
PUBLIC WORKS				PRIOR YEARS TAXES OUTSTANDING	
Streets and Drainage	270,367.00	Public Enterprises		Balance January 1, 1991	220,889.09
Sewers and Sewage Processing	1,065,328.20	Recreation-Culture	267.51	Collected in 1991	220,829.06
Garbage and Trash Disposal		Public Works	500,254.26	Cancelled, Abated or Adjusted 1991	
Public Buildings and Grounds	55,630.00	Buildings and Grounds	204,644.20	Transfers to Tax Title Liens or Foreclosed	
Other Public Works	36,500.00	Library and Education	2,500.00	Balance December 31, 1991	60.03
HEALTH and WELFARE		Conservation		TAX TITLE LIENS OUTSTANDING	
Health Services Except Environmental	41,207.00	All Other		Balance January 1, 1991	19,243.80
Welfare-Public Assistance	1,900.00			Transfer From Taxes	1,930.30
Hospital, Clinics, First Aid				Redeemed in 1991	
Animal, Insect, & Rodent Control				Cancelled, Abated or Adjusted (1991)	
Other Welfare Services				Transfers to Foreclosed Property	
RECREATION and CONSERVATION				Balance December 31, 1991	21,174.10
Beaches and Boardwalks				PROPERTY ACQUIRED BY DEED OR	
Parks, Playgrounds, Shade Trees	6,000.00			FORECLOSURE	
Land Reclamation & Conservation	109,131.89			Balance January 1, 1991	200.00
Other Recreational Services	40,400.00			Transfers From Taxes or Liens	
EDUCATION (excluding schools)				Sale for Cash (1991)	
Libraries	212,978.00			Cancelled, Abated or Adjusted (1991)	
Other Educational Services				Balance December 31, 1991	200.00
STATUTORY EXPENDITURES				CURRENT FINANCES DECEMBER 31, 1991	
Pensions & F. L. C. A.	215,917.00			ASSETS	
Employee Fringe Benefits	212,605.00			Cash Dec. 31, 1991	2,797,499.60
Other Statutory Expenditures	16,100.00			Taxes Receivable	217,785.73
CETA And Other Public Employment Programs				Tax Title Liens	21,174.10
MUNICIPAL FUNCTIONS TOTAL	3,861,776.00			Foreclosed Property	200.00
CAPITAL IMPROVEMENTS *MEMO*	429,684.00			Emergencies & Other Deferred Charges	16,000.00
DEBT SERVICE				State and Federal Aid Receivable	3,476.50
Principal Payments	148,800.00			Other Receivables	4,250.89
Interest Payments	98,775.36			Total	3,060,386.82
DEFERRED CHARGES	33,321.00			LIABILITIES, RESERVES, AND SURPLUS	
SCHOOL, COUNTY, SPECIAL DISTRICT TAXES	7,801,391.89			Cash Liabilities	2,024,738.59
RESERVE FOR UNCOLLECTED TAXES	540,125.00			Reserves for Receivables	243,410.72
EXPENDITURES TOTAL	12,484,139.25			Surplus Dec. 31, 1991	792,237.51
				Total	3,060,386.82

1020

Population 1980 1,368
 Population 1990 1,273
 S & P Rating
 Moody Rating

General Tax Rate Per \$100.

1.78

State Equalized Tax Rate

1.41

MILFORD BOROUGH - HUNTERDON CO.
 Form of Government
 Borough Council
 Number of Members - 6

PER CAPITA:

Gross Debt 530.45
 Net Debt 15.71
 Debt Service
 Total Tax Levy 1,131.32
 Municipal Expenditures 655.78

PER CENT:

Gross Debt .73
 Net Debt .02
 Tax Levy Collected 96.15
 Tax Levy Cancelled, Abated
 or Adjusted .06

EXPENDITURES		REVENUES-REALIZED		1991 PROPERTY TAX	
GENERAL GOVERNMENT				STATE EQUALIZED TAX RATE	
Governing Body & Public Boards		1991 Property Taxes Collected		Local District School Taxes	797,280.00
Municipal Clerk		1991 Payments in Lieu of Taxes		Regional & Consolidated School Tax	369,427.64
Financial Administration	20,000.00	Delinquent Tax & Lien Collections		School Taxes in Municipal Budget	
Assessment of Taxes	6,600.00	Business Personality Replacement Taxes		County Taxes	272,981.16
Collection of Taxes	11,000.00	Taxes from Public Utilities		County Library Taxes	
Planning, Housing & Development	21,900.00	Other Miscellaneous Tax Revenues		Local Municipal Purpose Taxes	
Human Resources	1,000.00	State Aid Revenues		Veteran & Senior Citizen Taxes	15,950.00
Elections		Federal Aid Revenues		Total Taxes for Rate Computation	1,455,638.80
General Administration (other)	183,500.00	State and Local Fiscal Assistance Act Utilized		Special District Taxes	
JUDICIARY		Sale of Acquired Property		Bank Corp. Taxes	
Municipal Courts	9,000.00	Other Miscellaneous Revenues		Added and Omitted Taxes	479.71
PUBLIC SAFETY		Total		Total Taxes Levied - ABSTRACT	1,440,168.51
Fire Protection	45,827.00	Prior Years Surplus Appropriated		Total Taxes Billed	1,441,192.63
Police Protection	113,700.00	REVENUES TOTAL		1991 TAXES COLLECTED	1,385,634.96
Civil Defense & Disaster Control	750.00	Reserve For Uncollected Taxes		1991 Taxes Cancelled, Abated or Adjusted	856.18
Environmental Inspection & Control		CAPITAL OUTLAY TOTAL		Transfer to Tax Title Liens or Foreclosed	1,007.48
Other Public Safety				Balance Outstanding Dec. 31, 1991	53,694.01
PUBLIC WORKS				PRIOR YEARS TAXES OUTSTANDING	
Streets and Drainage	93,650.00	Public Enterprises		Balance January 1, 1991	64,902.13
Sewers and Sewage Processing		Recreation—Culture		Collected in 1991	64,902.13
Garbage and Trash Disposal	90,000.00	Public Works		Cancelled, Abated or Adjusted 1991	
Public Buildings and Grounds	11,000.00	Buildings and Grounds		Transfers to Tax Title Liens or Foreclosed	
Other Public Works		Library and Education		Balance December 31, 1991	
HEALTH and WELFARE		Conservation		TAX TITLE LIENS OUTSTANDING	
Health Services Except Environmental	250.00	All Other		Balance January 1, 1991	13,052.82
Welfare—Public Assistance	740.00	CAPITAL DEBT AUTHORIZED, DECEMBER 31, 1991		Transfer From Taxes	1,007.48
Hospital, Clinics, First Aid		ISSUED AND UNISSUED GROSS DEBT NET DEBT		Redeemed in 1991	
Animal, Insect, & Rodent Control	3,000.00	School 91,257		Cancelled, Abated or Adjusted (1991)	
Other Welfare Services		Self-Liquidating 564,000		Transfers to Foreclosed Property	
RECREATION and CONSERVATION		Other 20,000		Balance December 31, 1991	14,060.30
Beaches and Boardwalks		Total 675,257		PROPERTY ACQUIRED BY DEED OR	
Parks, Playgrounds, Shade Trees	7,353.00	ISSUED AND OUTSTANDING		FORECLOSURE	
Land Reclamation & Conservation	1,000.00	School 91,257.74		Balance January 1, 1991	
Other Recreational Services		Self-Liquidating 564,000.00		Transfers From Taxes or Liens	
EDUCATION (excluding schools)		Other		Sale for Cash (1991)	
Libraries	38,000.00	Total 655,257.74		Cancelled, Abated or Adjusted (1991)	
Other Educational Services		EQUALIZED VALUATION BASIS		Balance December 31, 1991	
STATUTORY EXPENDITURES		FOR NET DEBT COMPUTATION		CURRENT FINANCES DECEMBER 31, 1991	
Pensions & F. L. C. A.	42,000.00	REAL PROPERTY VALUATIONS		ASSETS	
Employee Fringe Benefits	25,000.00	Code Class # of Parcels % VAL'N ASSESSED VALUATION		Cash Dec. 31, 1991	770,389.97
Other Statutory Expenditures	2,000.00	1 Vacant Land 72 4.37 3,508,000.00		Taxes Receivable	53,694.01
CETA And Other Public Employment Programs		2 Residential 395 62.38 50,095,800.00		Tax Title Liens	14,060.30
MUNICIPAL FUNCTIONS TOTAL	727,270.00	3 Farm 5 .57 459,091.00		Foreclosed Property	
CAPITAL IMPROVEMENTS *MEMO*	10,000.00	4a Commercial 43 12.43 9,979,200.00		Emergencies & Other Deferred Charges	
DEBT SERVICE		4b Industrial 4 17.15 13,771,100.00		State and Federal Aid Receivable	751.00
Principal Payments		4c Apartments 1 3.11 2,500,000.00		Other Receivables	15,976.80
Interest Payments		Total 520 80,313,191.00		Total	854,872.08
DEFERRED CHARGES	17,250.00	Land Area 1.30 Sq. Miles		LIABILITIES, RESERVES, AND SURPLUS	
SCHOOL, COUNTY, SPECIAL DISTRICT TAXES	1,439,688.80	Net Valuation Taxable-Municipal		Cash Liabilities	336,489.47
RESERVE FOR UNCOLLECTED TAXES	90,282.00	Net Valuation Taxable-County		Reserves for Receivables	79,280.75
EXPENDITURES TOTAL	2,274,490.80	State Equalized Valuation		Surplus Dec. 31, 1991	439,101.86
		State Equalization Ratio		Total	854,872.08

0712
 Population 1980 19,543
 Population 1990 18,630
 S & P Rating AA+
 Moody Rating AAA

General Tax Rate Per \$100. 3.16
 State Equalized Tax Rate 1.59

MILLBURN TOWNSHIP - ESSEX COUNTY
 Form of Government
 Township Committee
 Number of Members - 5

PER CAPITA:
 Gross Debt 553.01
 Net Debt 382.42
 Debt Service 57.84
 Total Tax Levy 2,842.42
 Municipal Expenditures 1,092.73

PER CENT:
 Gross Debt .31
 Net Debt .21
 Tax Levy Collected 98.92
 Tax Levy Cancelled, Abated or Adjusted .05

EXPENDITURES		REVENUES-REALIZED		1991 PROPERTY TAX	
GENERAL GOVERNMENT				STATE EQUALIZED TAX RATE	
Governing Body & Public Boards	5,000.00	1991 Property Taxes Collected	52,385,531.00	Local District School Taxes	.58 19,304,041.57
Municipal Clerk	104,400.00	1991 Payments in Lieu of Taxes	151,700.00	Regional & Consolidated School Tax	
Financial Administration	244,945.00	Delinquent Tax & Lien Collections	491,536.00	School Taxes in Municipal Budget	
Assessment of Taxes	116,525.00	Business Personalty Replacement Taxes	437,625.00	County Taxes	.61 20,291,161.84
Collection of Taxes	106,655.00	Taxes from Public Utilities	1,986,697.00	County Library Taxes	
Planning, Housing & Development	39,074.00	Other Miscellaneous Tax Revenues		Local Municipal Purpose Taxes	.40 13,279,187.00
Human Resources	143,964.00	State Aid Revenues	713,081.00	Veteran & Senior Citizen Taxes	
Elections	3,465.00	Federal Aid Revenues		Total Taxes for Rate Computation	1.59 52,945,690.41
General Administration (other)	1,136,582.00	State and Local Fiscal Assistance Act Utilized		Special District Taxes	
JUDICIARY		Sale of Acquired Property		Bank Corp. Taxes	
Municipal Courts	205,409.00	Other Miscellaneous Revenues	2,868,611.00	Added and Omitted Taxes	79,824.00
PUBLIC SAFETY		Total	59,039,781.00	Total Taxes Levied - ABSTRACT	52,954,214.41
Fire Protection	2,807,873.00	Prior Years Surplus Appropriated	840,000.00	Total Taxes Billed	52,959,599.00
Police Protection	3,451,835.00	REVENUES TOTAL	59,879,781.00	1991 TAXES COLLECTED	52,385,531.00
Civil Defense & Disaster Control	5,000.00	Reserve For Uncollected Taxes	658,503.00	1991 Taxes Cancelled, Abated or Adjusted	27,185.00
Environmental Inspection & Control	159,985.00	CAPITAL OUTLAY TOTAL	1,668,097.00	Transfer to Tax Title Liens or Foreclosed	
Other Public Safety				Balance Outstanding Dec. 31, 1991	546,883.00
PUBLIC WORKS				PRIOR YEARS TAXES OUTSTANDING	
Streets and Drainage	2,085,720.00	Public Enterprises		Balance January 1, 1991	608,166.00
Sewers and Sewage Processing	1,766,304.00	Recreation—Culture	15,936.00	Collected in 1991	536,787.00
Garbage and Trash Disposal	357,271.00	Public Works	497,189.00	Cancelled, Abated or Adjusted 1991	45,251.00
Public Buildings and Grounds	227,472.00	Buildings and Grounds	1,106,599.00	Transfers to Tax Title Liens or Foreclosed	
Other Public Works	6,000.00	Library and Education	44,962.00	Balance December 31, 1991	26,128.00
HEALTH and WELFARE		Conservation	3,411.00	TAX TITLE LIENS OUTSTANDING	
Health Services Except Environmental	206,313.00	All Other		Balance January 1, 1991	
Welfare—Public Assistance	41,994.00	CAPITAL DEBT AUTHORIZED, DECEMBER 31, 1991		Transfer From Taxes	
Hospital, Clinics, First Aid		ISSUED AND UNISSUED GROSS DEBT NET DEBT		Redeemed in 1991	
Animal, Insect, & Rodent Control		School 3,178,000		Cancelled, Abated or Adjusted (1991)	
Other Welfare Services		Self-Liquidating		Transfers to Foreclosed Property	
RECREATION and CONSERVATION		Other 7,124,500	7,124,500	Balance December 31, 1991	
Beaches and Boardwalks		Total 10,302,500	7,124,500	PROPERTY ACQUIRED BY DEED OR FORECLOSURE	
Parks, Playgrounds, Shade Trees	1,175,977.00	ISSUED AND OUTSTANDING		Balance January 1, 1991	14,000.00
Land Reclamation & Conservation	5,000.00	School 3,178,000.00		Transfers From Taxes or Liens	
Other Recreational Services	39,849.00	Self-Liquidating		Sale for Cash (1991)	
EDUCATION (excluding schools)		Other 7,096,000.00		Cancelled, Abated or Adjusted (1991)	
Libraries	917,280.00	Total 10,274,000.00		Balance December 31, 1991	14,000.00
Other Educational Services	4,000.00	EQUALIZED VALUATION BASIS		CURRENT FINANCES DECEMBER 31, 1991	
STATUTORY EXPENDITURES		FOR NET DEBT COMPUTATION	3,333,983,392	ASSETS	
Pensions & F. I. C. A.	1,589,340.00	REAL PROPERTY VALUATIONS		Cash Dec. 31, 1991	3,950,416.00
Employee Fringe Benefits	1,360,000.00	Code Class # of Parcels % VAL'N		Taxes Receivable	573,011.00
Other Statutory Expenditures		1 Vacant Land 96 .54	9,078,300.00	Tax Title Liens	
CETA And Other Public Employment Programs		2 Residential 6146 76.86	1,280,406,700.00	Foreclosed Property	14,000.00
MUNICIPAL FUNCTIONS		3 Farm		Emergencies & Other Deferred Charges	
CAPITAL IMPROVEMENTS	*MEMO*	4a Commercial 230 19.66	327,497,000.00	State and Federal Aid Receivable	63,718.00
DEBT SERVICE		4b Industrial 32 1.92	31,930,200.00	Other Receivables	42,640.00
Principal Payments	560,000.00	4c Apartments 20 1.02	17,029,500.00	Total	4,643,785.00
Interest Payments	517,635.00	Total 6524	1,665,941,700.00	LIABILITIES, RESERVES, AND SURPLUS	
DEFERRED CHARGES		Land Area 10.00 Sq. Miles		Cash Liabilities	2,588,825.00
SCHOOL, COUNTY, SPECIAL DISTRICT TAXES		Net Valuation Taxable—Municipal	1,673,410,600	Reserves for Receivables	629,651.00
RESERVE FOR UNCOLLECTED TAXES		Net Valuation Taxable—County	3,465,154,731	Surplus Dec. 31, 1991	1,425,309.00
EXPENDITURES		State Equalized Valuation	3,314,220,984	Total	4,643,785.00
TOTAL	59,952,675.41	State Equalization Ratio	50.38		

1812

Population 1980 530
 Population 1990 450
 S & P Rating
 Moody Rating

General Tax Rate Per \$100. 2.05
 State Equalized Tax Rate 2.03

MILLSTONE BOROUGH - SOMERSET CO.
Form of Government
Borough Council
Number of Members - 6

PER CAPITA:
 Gross Debt 217.78
 Net Debt 217.78
 Debt Service 2.71
 Total Tax Levy 1,394.85
 Municipal Expenditures 525.24

PER CENT:
 Gross Debt .31
 Net Debt .31
 Tax Levy Collected 96.69
 Tax Levy Cancelled, Abated or Adjusted .64

EXPENDITURES		REVENUES-REALIZED		1991 PROPERTY TAX	
GENERAL GOVERNMENT				STATE EQUALIZED TAX RATE 1.14	
Governing Body & Public Boards		1991 Property Taxes Collected	607,134.96	Local District School Taxes	353,299.00
Municipal Clerk		1991 Payments in Lieu of Taxes		Regional & Consolidated School Tax	
Financial Administration	14,300.00	Delinquent Tax & Lien Collections	23,096.62	School Taxes in Municipal Budget	
Assessment of Taxes	4,350.00	Business Personalty Replacement Taxes	2,411.84	County Taxes	.48 *
Collection of Taxes	7,550.00	Taxes from Public Utilities	57,543.00	County Library Taxes	.03
Planning, Housing & Development	4,000.00	Other Miscellaneous Tax Revenues		Local Municipal Purpose Taxes	.37
Human Resources		State Aid Revenues	14,324.00	Veteran & Senior Citizen Taxes	4,750.00
Elections	275.00	Federal Aid Revenues		Total Taxes for Rate Computation	2.02
General Administration (other)	22,150.00	State and Local Fiscal Assistance Act Utilized		Special District Taxes	
JUDICIARY		Sale of Acquired Property		Bank Corp. Taxes	
Municipal Courts	1,250.00	Other Miscellaneous Revenues	13,152.59	Added and Omitted Taxes	10.93
PUBLIC SAFETY		Total	717,663.01	Total Taxes Levied - ABSTRACT	627,684.41
Fire Protection	25,799.89	Prior Years Surplus Appropriated	35,000.00	Total Taxes Billed	627,887.15
Police Protection	800.00	REVENUES TOTAL	752,663.01	1991 TAXES COLLECTED	607,134.96
Civil Defense & Disaster Control	200.00	Reserve For Uncollected Taxes	60,588.12	1991 Taxes Cancelled, Abated or Adjusted	4,046.70
Environmental Inspection & Control	2,100.00			Transfer to Tax Title Liens or Foreclosed	
Other Public Safety				Balance Outstanding Dec. 31, 1991	16,705.49
PUBLIC WORKS		CAPITAL OUTLAY TOTAL		PRIOR YEARS TAXES OUTSTANDING	
Streets and Drainage	16,150.00	Public Enterprises		Balance January 1, 1991	23,096.62
Sewers and Sewage Processing		Recreation—Culture	455.31	Collected in 1991	23,096.62
Garbage and Trash Disposal	50,708.00	Public Works	13,515.93	Cancelled, Abated or Adjusted 1991	
Public Buildings and Grounds	5,600.00	Buildings and Grounds		Transfers to Tax Title Liens or Foreclosed	
Other Public Works		Library and Education		Balance December 31, 1991	
HEALTH and WELFARE		Conservation		TAX TITLE LIENS OUTSTANDING	
Health Services Except Environmental	9,800.00	All Other		Balance January 1, 1991	
Welfare—Public Assistance	200.00			Transfer From Taxes	
Hospital, Clinics, First Aid				Redeemed in 1991	
Animal, Insect, & Rodent Control				Cancelled, Abated or Adjusted (1991)	
Other Welfare Services				Transfers to Foreclosed Property	
RECREATION and CONSERVATION				Balance December 31, 1991	
Beaches and Boardwalks				PROPERTY ACQUIRED BY DEED OR FORECLOSURE	
Parks, Playgrounds, Shade Trees	1,650.00			Balance January 1, 1991	
Land Reclamation & Conservation	25.00			Transfers From Taxes or Liens	
Other Recreational Services				Sale for Cash (1991)	
EDUCATION (excluding schools)				Cancelled, Abated or Adjusted (1991)	
Libraries				Balance December 31, 1991	
Other Educational Services	240.00			CURRENT FINANCES DECEMBER 31, 1991	
STATUTORY EXPENDITURES				ASSETS	
Pensions & F. L. C. A.	5,300.00			Cash Dec. 31, 1991	185,434.17
Employee Fringe Benefits				Taxes Receivable	16,705.49
Other Statutory Expenditures	500.00			Tax Title Liens	
CETA And Other Public Employment Programs				Foreclosed Property	
MUNICIPAL FUNCTIONS TOTAL	172,947.89			Emergencies & Other Deferred Charges	6,400.00
CAPITAL IMPROVEMENTS * MEMO *	5,850.00			State and Federal Aid Receivable	
DEBT SERVICE				Other Receivables	95.00
Principal Payments	1,000.00			Total	208,634.66
Interest Payments	221.00			LIABILITIES, RESERVES, AND SURPLUS	
DEFERRED CHARGES	1,600.00			Cash Liabilities	76,234.28
SCHOOL COUNTY, SPECIAL DISTRICT TAXES	512,116.21			Reserves for Receivables	16,800.49
RESERVE FOR UNCOLLECTED TAXES	60,588.12			Surplus Dec. 31, 1991	115,599.89
EXPENDITURES TOTAL	749,473.22			Total	208,634.66

1332
Population 1980 3,926
Population 1990 5,069
S & P Rating
Moody Rating

General Tax Rate Per \$100.
State Equalized Tax Rate
1.40
1.49

MILLSTONE TOWNSHIP - MONMOUTH CO.
Form of Government
Township Committee
Number of Members - 3

PER CAPITA:
Gross Debt 309.37
Net Debt 309.37
Debt Service 23.27
Total Tax Levy 1,761.80
Municipal Expenditures 742.90
PER CENT:
Gross Debt .30
Net Debt .30
Tax Levy Collected 89.33
Tax Levy Cancelled, Abated or Adjusted .16

EXPENDITURES		REVENUES-REALIZED		1991 PROPERTY TAX	
GENERAL GOVERNMENT		1991 Property Taxes Collected		STATE EQUALIZED TAX RATE	
Governing Body & Public Boards			7,984,725.31	Local District School Taxes	1.01
Municipal Clerk				Regional & Consolidated School Tax	
Financial Administration	44,300.00	1991 Payments in Lieu of Taxes		School Taxes in Municipal Budget	
Assessment of Taxes	66,402.00	Delinquent Tax & Lien Collections	924,320.24	County Taxes	.40 *
Collection of Taxes	37,105.00	Business Personalty Replacement Taxes	45,528.60	County Library Taxes	.01
Planning, Housing & Development	58,285.20	Taxes from Public Utilities	644,975.00	Local Municipal Purpose Taxes	.07
Human Resources	3,000.00	Other Miscellaneous Tax Revenues		Veteran & Senior Citizen Taxes	
Elections	1,018.00	State Aid Revenues	173,936.56	Total Taxes for Rate Computation	1.49
General Administration (other)	402,620.57	Federal Aid Revenues		Special District Taxes	
JUDICIARY		State and Local Fiscal Assistance Act Utilized		Bank Corp. Taxes	
Municipal Courts	67,085.15	Sale of Acquired Property		Added and Omitted Taxes	
PUBLIC SAFETY		Other Miscellaneous Revenues	955,371.99	Total Taxes Levied - ABSTRACT	
Fire Protection	10,207.00			Total Taxes Billed	
Police Protection	45,627.00	Prior Years Surplus Appropriated	1,794,400.75	1991 TAXES COLLECTED	
Civil Defense & Disaster Control	2,000.00	REVENUES TOTAL	12,523,258.95	1991 Taxes Cancelled, Abated or Adjusted	
Environmental Inspection & Control	70,726.08	Reserve For Uncollected Taxes	1,244,148.00	Transfer to Tax Title Liens or Foreclosed	
Other Public Safety		CAPITAL OUTLAY TOTAL	35,807.00	Balance Outstanding Dec. 31, 1991	
PUBLIC WORKS				PRIOR YEARS TAXES OUTSTANDING	
Streets and Drainage	763,167.19	Public Enterprises		Balance January 1, 1991	
Sewers and Sewage Processing	29,699.00	Recreation-Culture		Collected in 1991	
Garbage and Trash Disposal	55,000.00	Public Works		Cancelled, Abated or Adjusted 1991	
Public Buildings and Grounds	491,245.81	Buildings and Grounds	35,807.00	Transfers to Tax Title Liens or Foreclosed	
Other Public Works		Library and Education		Balance December 31, 1991	
HEALTH and WELFARE		Conservation		TAX TITLE LIENS OUTSTANDING	
Health Services Except Environmental	36,000.00	All Other		Balance January 1, 1991	
Welfare-Public Assistance	15,416.00	CAPITAL DEBT AUTHORIZED, DECEMBER 31, 1991		Transfer From Taxes	
Hospital, Clinics, First Aid	4,000.00	ISSUED AND UNISSUED GROSS DEBT NET DEBT		Redeemed in 1991	
Animal, Insect, & Rodent Control	3,832.90	School		Cancelled, Abated or Adjusted (1991)	
Other Welfare Services		Self-Liquidating		Transfers to Foreclosed Property	
RECREATION and CONSERVATION		Other	1,568,187	Balance December 31, 1991	
Beaches and Boardwalks		Total	1,568,187	PROPERTY ACQUIRED BY DEED OR	
Parks, Playgrounds, Shade Trees	834.00			FORECLOSURE	
Land Reclamation & Conservation	11,737.00	ISSUED AND OUTSTANDING		Balance January 1, 1991	
Other Recreational Services	28,840.00	School		Transfers From Taxes or Liens	
EDUCATION (excluding schools)		Self-Liquidating		Sale for Cash (1991)	
Libraries		Other	1,235,000.00	Cancelled, Abated or Adjusted (1991)	
Other Educational Services		Total	1,235,000.00	Balance December 31, 1991	
STATUTORY EXPENDITURES		EQUALIZED VALUATION BASIS		CURRENT FINANCES DECEMBER 31, 1991	
Pensions & F. I. C. A.	63,885.80	FOR NET DEBT COMPUTATION	523,471,595	ASSETS	
Employee Fringe Benefits	63,200.00	REAL PROPERTY VALUATIONS		Cash Dec. 31, 1991	
Other Statutory Expenditures	8,000.00	Code Class # of Parcels % VAL'N		Taxes Receivable	
CETA And Other Public Employment Programs		1 Vacant Land 1140 22.08	130,800,955.00	Tax Title Liens	
MUNICIPAL FUNCTIONS TOTAL	2,383,233.70	2 Residential 1387 59.75	353,966,500.00	Foreclosed Property	
CAPITAL IMPROVEMENTS * MEMO *	3,000.00	3 Farm 714 11.64	68,954,480.00	Emergencies & Other Deferred Charges	
DEBT SERVICE		4a Commercial 66 5.44	32,251,700.00	State and Federal Aid Receivable	
Principal Payments	50,000.00	4b Industrial 4 .70	4,118,700.00	Other Receivables	
Interest Payments	67,973.45	4c Apartments 4 .38	2,273,700.00	Total	
		Total 3315	592,366,035.00	LIABILITIES, RESERVES, AND SURPLUS	
DEFERRED CHARGES	20,393.30	Land Area 37.38 Sq. Miles		Cash Liabilities	
SCHOOL, COUNTY, SPECIAL DISTRICT TAXES	8,264,075.62	Net Valuation Taxable-Municipal	595,370,367	Reserves for Receivables	
RESERVE FOR UNCOLLECTED TAXES	1,244,148.00	Net Valuation Taxable-County	556,537,842	Surplus Dec. 31, 1991	
EXPENDITURES TOTAL	12,029,824.07	State Equalized Valuation	558,956,061	Total	
		State Equalization Ratio	106.55		

1212
Population 1980 7,136
Population 1990 6,968
S & P Rating
Moody Rating A

General Tax Rate Per \$100. 3.60
State Equalized Tax Rate 1.94

MILLTOWN BOROUGH - MIDDLESEX CO.
Form of Government
Borough Council
Number of Members - 6

PER CAPITA:
Gross Debt 1,463.57
Net Debt 1,008.71
Debt Service 52.52
Total Tax Levy 1,270.27
Municipal Expenditures 567.18
PER CENT:
Gross Debt 2.22
Net Debt 1.53
Tax Levy Collected 96.69
Tax Levy Cancelled, Abated or Adjusted .16

EXPENDITURES		REVENUES-REALIZED		1991 PROPERTY TAX	
GENERAL GOVERNMENT				STATE EQUALIZED TAX RATE 1.22	
Governing Body & Public Boards		1991 Property Taxes Collected	8,573,780.08	Local District School Taxes	5,537,257.00
Municipal Clerk		1991 Payments in Lieu of Taxes		Regional & Consolidated School Tax	
Financial Administration	85,621.00	Delinquent Tax & Lien Collections	265,041.36	School Taxes in Municipal Budget	
Assessment of Taxes	20,950.00	Business Personalty Replacement Taxes	98,343.36	County Taxes	1,858,613.09
Collection of Taxes	51,973.00	Taxes from Public Utilities	186,490.00	County Library Taxes	
Planning, Housing & Development	27,050.00	Other Miscellaneous Tax Revenues		Local Municipal Purpose Taxes	1,426,945.01
Human Resources	31,880.34	State Aid Revenues	333,338.31	Veteran & Senior Citizen Taxes	82,650.00
Elections	3,877.00	Federal Aid Revenues		Total Taxes for Rate Computation	8,905,465.10
General Administration (other)	492,326.00	State and Local Fiscal Assistance Act Utilized		Special District Taxes	
JUDICIARY		Sale of Acquired Property		Bank Corp. Taxes	
Municipal Courts	58,128.34	Other Miscellaneous Revenues	829,100.66	Added and Omitted Taxes	28,423.83
PUBLIC SAFETY		Total	10,285,093.77	Total Taxes Levied - ABSTRACT	8,851,238.93
Fire Protection	35,725.00	Prior Years Surplus Appropriated	850,000.00	Total Taxes Billed	8,867,514.31
Police Protection	670,714.97	REVENUES TOTAL	11,135,093.77	1991 TAXES COLLECTED	8,573,780.08
Civil Defense & Disaster Control	125.00	Reserve For Uncollected Taxes	369,077.80	1991 Taxes Cancelled, Abated or Adjusted	13,822.33
Environmental Inspection & Control	33,091.00	CAPITAL OUTLAY TOTAL	1,546,991.49	Transfer to Tax Title Liens or Foreclosed	78,535.58
Other Public Safety				Balance Outstanding Dec. 31, 1991	201,376.32
PUBLIC WORKS				PRIOR YEARS TAXES OUTSTANDING	
Streets and Drainage	213,141.00	Public Enterprises	250,112.53	Balance January 1, 1991	345,319.30
Sewers and Sewage Processing	54,952.00	Recreation-Culture	121,180.45	Collected in 1991	250,707.94
Garbage and Trash Disposal	489,543.00	Public Works	655,848.31	Cancelled, Abated or Adjusted 1991	91,883.28
Public Buildings and Grounds	103,579.00	Buildings and Grounds	509,826.04	Transfers to Tax Title Liens or Foreclosed	2,728.08
Other Public Works	8,650.00	Library and Education	10,024.16	Balance December 31, 1991	
HEALTH and WELFARE		Conservation		TAX TITLE LIENS OUTSTANDING	
Health Services Except Environmental	16,821.00	All Other		Balance January 1, 1991	19,782.79
Welfare-Public Assistance	9,167.00	CAPITAL DEBT AUTHORIZED, DECEMBER 31, 1991		Transfer From Taxes	81,693.47
Hospital, Clinics, First Aid		ISSUED AND UNISSUED		Redeemed in 1991	14,333.42
Animal, Insect, & Rodent Control	2,976.00	School	1,345,000.00	Cancelled, Abated or Adjusted (1991)	
Other Welfare Services		Self-Liquidating	2,451,000.00	Transfers to Foreclosed Property	1,503.38
RECREATION and CONSERVATION		Other	6,402,189.00	Balance December 31, 1991	85,639.46
Beaches and Boardwalks		Total	10,198,189.00	PROPERTY ACQUIRED BY DEED OR FORECLOSURE	
Parks, Playgrounds, Shade Trees	126,738.00	ISSUED AND OUTSTANDING		Balance January 1, 1991	1,896.62
Land Reclamation & Conservation		School	1,345,000.00	Transfers From Taxes or Liens	1,503.38
Other Recreational Services	105,165.00	Self-Liquidating	491,000.00	Sale for Cash (1991)	
EDUCATION (excluding schools)		Other	3,928,000.00	Cancelled, Abated or Adjusted (1991)	
Libraries	129,270.29	Total	5,764,000.00	Balance December 31, 1991	3,400.00
Other Educational Services		EQUALIZED VALUATION BASIS FOR NET DEBT COMPUTATION	459,931,293	CURRENT FINANCES DECEMBER 31, 1991	
STATUTORY EXPENDITURES		REAL PROPERTY VALUATIONS		ASSETS	
Pensions & F. L. C. A.	211,535.00	Code Class # of Parcels % VAL'N		Cash Dec. 31, 1991	1,349,641.95
Employee Fringe Benefits	202,753.00	1 Vacant Land 86 1.48	3,625,400.00	Taxes Receivable	201,376.32
Other Statutory Expenditures		2 Residential 2342 87.29	213,911,000.00	Tax Title Liens	85,639.46
CETA And Other Public Employment Programs		3 Farm		Foreclosed Property	3,400.00
MUNICIPAL FUNCTIONS TOTAL	3,185,751.94	4a Commercial 95 7.36	18,028,600.00	Emergencies & Other Deferred Charges	162,500.00
CAPITAL IMPROVEMENTS *MEMO*	85,000.00	4b Industrial 6 3.26	7,976,300.00	State and Federal Aid Receivable	2,040.37
DEBT SERVICE		4c Apartments 3 .61	1,503,600.00	Other Receivables	268,711.43
Principal Payments	215,250.00	Total 2537	245,044,900.00	Total	2,073,309.53
Interest Payments	150,723.29	Land Area 1.60 Sq. Miles		LIABILITIES, RESERVES, AND SURPLUS	
DEFERRED CHARGES	31,318.05	Net Valuation Taxable-Municipal	245,530,291	Cash Liabilities	524,400.55
SCHOOL, COUNTY, SPECIAL DISTRICT TAXES	7,395,870.09	Net Valuation Taxable-County	462,127,663	Reserves for Receivables	559,127.21
RESERVE FOR UNCOLLECTED TAXES	369,077.30	State Equalized Valuation	455,114,148	Surplus Dec. 31, 1991	989,781.77
EXPENDITURES TOTAL	11,347,996.17	State Equalization Ratio	53.90	Total	2,073,309.53

0610
Population 1980 24,815
Population 1990 25,992
S & P Rating A
Moody Rating BAA1

General Tax Rate Per \$100. 3.26
State Equalized Tax Rate 2.74

MILLVILLE CITY - CUMBERLAND COUNTY
Form of Government
Commission (1911)
Number of Members - 5

PER CAPITA:
Gross Debt 1,604.80
Net Debt 400.65
Debt Service 73.61
Total Tax Levy 829.39
Municipal Expenditures 662.44

PER CENT:
Gross Debt 5.76
Net Debt 1.44
Tax Levy Collected 92.17
Tax Levy Cancelled, Abated or Adjusted

EXPENDITURES		REVENUES-REALIZED		1991 PROPERTY TAX	
GENERAL GOVERNMENT				STATE EQUALIZED TAX RATE	
Governing Body & Public Boards		1991 Property Taxes Collected		Local District School Taxes	82
Municipal Clerk	132,600.00	1991 Payments in Lieu of Taxes		Regional & Consolidated School Tax	
Financial Administration	266,065.81	Delinquent Tax & Lien Collections		School Taxes in Municipal Budget	05
Assessment of Taxes	193,750.00	Business Personalty Replacement Taxes		County Taxes	94 *
Collection of Taxes	192,050.00	Taxes from Public Utilities		County Library Taxes	
Planning, Housing & Development	191,250.00	Other Miscellaneous Tax Revenues		Local Municipal Purpose Taxes	92
Human Resources	280,265.00	State Aid Revenues		Veteran & Senior Citizen Taxes	
Elections	39,100.00	Federal Aid Revenues		Total Taxes for Rate Computation	2.73
General Administration (other)	1,987,487.35	State and Local Fiscal Assistance Act Utilized		Special District Taxes	
JUDICIARY		Sale of Acquired Property		Bank Corp. Taxes	
Municipal Courts	157,500.00	Other Miscellaneous Revenues		Added and Omitted Taxes	
PUBLIC SAFETY		Total		Total Taxes Levied - ABSTRACT	
Fire Protection	329,232.50	Prior Years Surplus Appropriated		Total Taxes Billed	
Police Protection	2,404,999.31	REVENUES TOTAL		1991 TAXES COLLECTED	
Civil Defense & Disaster Control	14,600.00	Reserve For Uncollected Taxes		1991 Taxes Cancelled, Abated or Adjusted	
Environmental Inspection & Control	266,850.00	CAPITAL OUTLAY		Transfer to Tax Title Liens or Foreclosed	
Other Public Safety		TOTAL		Balance Outstanding Dec. 31, 1991	
PUBLIC WORKS		5,331,854.21		PRIOR YEARS TAXES OUTSTANDING	
Streets and Drainage	1,055,354.00	Public Enterprises		Balance January 1, 1991	
Sewers and Sewage Processing	129,500.00	Recreation-Culture		Collected in 1991	
Garbage and Trash Disposal	1,200,500.00	Public Works		Cancelled, Abated or Adjusted 1991	
Public Buildings and Grounds	515,000.00	Buildings and Grounds		Transfers to Tax Title Liens or Foreclosed	
Other Public Works	350,000.00	Library and Education		Balance December 31, 1991	
HEALTH and WELFARE		Conservation		TAX TITLE LIENS OUTSTANDING	
Health Services Except Environmental	59,800.00	All Other		Balance January 1, 1991	
Welfare-Public Assistance	73,925.00	CAPITAL DEBT AUTHORIZED, DECEMBER 31, 1991		Transfer From Taxes	
Hospital, Clinics, First Aid		ISSUED AND UNISSUED		Redeemed in 1991	
Animal, Insect, & Rodent Control	16,000.00	GROSS DEBT		Cancelled, Abated or Adjusted (1991)	
Other Welfare Services		NET DEBT		Transfers to Foreclosed Property	
RECREATION and CONSERVATION		SCHOOL		Balance December 31, 1991	
Beaches and Boardwalks		Self-Liquidating		PROPERTY ACQUIRED BY DEED OR FORECLOSURE	
Parks, Playgrounds, Shade Trees	241,500.00	Other		Balance January 1, 1991	
Land Reclamation & Conservation		Total		Transfers From Taxes or Liens	
Other Recreational Services	126,030.00	ISSUED AND OUTSTANDING		Sale for Cash (1991)	
EDUCATION (excluding schools)		SCHOOL		Cancelled, Abated or Adjusted (1991)	
Libraries	407,000.00	Self-Liquidating		Balance December 31, 1991	
Other Educational Services		Other		CURRENT FINANCES DECEMBER 31, 1991	
STATUTORY EXPENDITURES		Total		ASSETS	
Pensions & F. I. C. A.	604,980.00	EQUALIZED VALUATION BASIS		Cash Dec. 31, 1991	
Employee Fringe Benefits	1,200,000.00	FOR NET DEBT COMPUTATION		Taxes Receivable	
Other Statutory Expenditures		REAL PROPERTY VALUATIONS		Tax Title Liens	
CETA And Other Public Employment Programs		Code Class # of Parcels % VAL'N		Foreclosed Property	
MUNICIPAL FUNCTIONS		1 Vacant Land 1678 4.00		Emergencies & Other Deferred Charges	
CAPITAL IMPROVEMENTS		2 Residential 7178 63.24		State and Federal Aid Receivable	
DEBT SERVICE		3 Farm 169 .82		Other Receivables	
Principal Payments	1,020,821.12	4a Commercial 387 13.43		Total	
Interest Payments	892,453.30	4b Industrial 73 14.10		LIABILITIES, RESERVES, AND SURPLUS	
TYPE I SCHL DEBT *MEMO		4c Apartments 35 4.42		Cash Liabilities	
DEFERRED CHARGES	1,077,768.50	Total 9520		Reserves for Receivables	
SCHOOL, COUNTY, SPECIAL DISTRICT TAXES	976,067.86	Land Area 43.00 Sq. Miles		Surplus Dec. 31, 1991	
RESERVE FOR UNCOLLECTED TAXES	14,322,417.18	Net Valuation Taxable-Municipal		Total	
EXPENDITURES	1,893,561.55	Net Valuation Taxable-County			
TOTAL	31,540,660.68	State Equalized Valuation			
		State Equalization Ratio			

1420
Population 1980 3,325
Population 1990 3,333
S & P Rating A
Moody Rating

General Tax Rate Per \$100. 2.24
State Equalized Tax Rate 2.23

MINE HILL TOWNSHIP - MORRIS COUNTY
Form of Government
Mayor-Council Plan E (OMCL 50)
Number of Members - 5

PER CAPITA:
Gross Debt 678.41
Net Debt 408.39
Debt Service 33.49
Total Tax Levy 1,499.02
Municipal Expenditures 598.61
PER CENT:
Gross Debt 1.08
Net Debt .65
Tax Levy Collected 91.35
Tax Levy Cancelled, Abated or Adjusted .76

EXPENDITURES		REVENUES-REALIZED		1991 PROPERTY TAX	
GENERAL GOVERNMENT		1991 Property Taxes Collected		STATE EQUALIZED TAX RATE	
Governing Body & Public Boards		1991 Payments in Lieu of Taxes	4,589,075.85	Local District School Taxes	1.44
Municipal Clerk		Delinquent Tax & Lien Collections	239,872.15	Regional & Consolidated School Tax	
Financial Administration	65,000.00	Business Personalty Replacement Taxes	57,790.40	School Taxes in Municipal Budget	
Assessment of Taxes	10,100.00	Taxes from Public Utilities	174,969.00	County Taxes	.29
Collection of Taxes	18,700.00	Other Miscellaneous Tax Revenues		County Library Taxes	
Planning, Housing & Development	70,508.00	State Aid Revenues	308,965.26	Local Municipal Purpose Taxes	.49
Human Resources	49,950.00	Federal Aid Revenues		Veteran & Senior Citizen Taxes	
Elections	1,110.00	State and Local Fiscal Assistance Act Utilized		Total Taxes for Rate Computation	2.22
General Administration (other)	302,023.00	Sale of Acquired Property		Special District Taxes	
JUDICIARY		Other Miscellaneous Revenues	210,599.41	Bank Corp. Taxes	
Municipal Courts	46,901.00	Total	5,581,272.07	Added and Omitted Taxes	
PUBLIC SAFETY		Prior Years Surplus Appropriated	64,040.00	Total Taxes Levied - ABSTRACT	4,996,243.60
Fire Protection	46,109.00	REVENUES TOTAL	5,645,312.07	Total Taxes Billed	5,023,734.63
Police Protection	359,490.00	Reserve For Uncollected Taxes	324,040.00	1991 TAXES COLLECTED	4,589,075.85
Civil Defense & Disaster Control	455.00	CAPITAL OUTLAY TOTAL	321,814.97	1991 Taxes Cancelled, Abated or Adjusted	38,207.38
Environmental Inspection & Control	36,071.08			Transfer to Tax Title Liens or Foreclosed	21,861.54
Other Public Safety				Balance Outstanding Dec. 31, 1991	374,589.86
PUBLIC WORKS				PRIOR YEARS TAXES OUTSTANDING	
Streets and Drainage	154,814.00	Public Enterprises	77,786.22	Balance January 1, 1991	262,039.95
Sewers and Sewage Processing	17,000.00	Recreation-Culture		Collected in 1991	237,581.19
Garbage and Trash Disposal		Public Works		Cancelled, Abated or Adjusted 1991	65.97
Public Buildings and Grounds	14,950.00	Buildings and Grounds	244,028.75	Transfers to Tax Title Liens or Foreclosed	10,929.64
Other Public Works	18,000.00	Library and Education		Balance December 31, 1991	13,463.15
HEALTH and WELFARE		Conservation		TAX TITLE LIENS OUTSTANDING	
Health Services Except Environmental	43,059.00	All Other		Balance January 1, 1991	79,389.66
Welfare-Public Assistance	2,338.00	CAPITAL DEBT AUTHORIZED, DECEMBER 31, 1991		Transfer From Taxes	34,430.82
Hospital, Clinics, First Aid		ISSUED AND UNISSUED		Redeemed in 1991	2,290.96
Animal, Insect, & Rodent Control	7,900.00	School	900,000.00	Cancelled, Abated or Adjusted (1991)	
Other Welfare Services		Self-Liquidating	214,000.00	Transfers to Foreclosed Property	
RECREATION and CONSERVATION		Other	1,147,148.00	Balance December 31, 1991	111,529.52
Beaches and Boardwalks		Total	2,261,148.00	PROPERTY ACQUIRED BY DEED OR	
Parks, Playgrounds, Shade Trees				FORECLOSURE	
Land Reclamation & Conservation	370.00	ISSUED AND OUTSTANDING		Balance January 1, 1991	25,100.00
Other Recreational Services	9,700.00	School	900,000.00	Transfers From Taxes or Liens	
EDUCATION (excluding schools)		Self-Liquidating	214,000.00	Sale for Cash (1991)	
Libraries	500.00	Other	1,083,000.00	Cancelled, Abated or Adjusted (1991)	
Other Educational Services		Total	2,197,000.00	Balance December 31, 1991	25,100.00
STATUTORY EXPENDITURES		EQUALIZED VALUATION BASIS		CURRENT FINANCES DECEMBER 31, 1991	
Pensions & F. I. C. A.	112,565.00	FOR NET DEBT COMPUTATION	209,992,966	ASSETS	
Employee Fringe Benefits	74,000.00	REAL PROPERTY VALUATIONS		Cash Dec. 31, 1991	479,572.37
Other Statutory Expenditures	100.00	Code Class # of Parcels % VAL'N		Taxes Receivable	388,053.01
CETA And Other Public Employment Programs		1 Vacant Land 231 6.34	12,953,400.00	Tax Title Liens	111,529.52
MUNICIPAL FUNCTIONS TOTAL	1,461,763.08	2 Residential 1250 83.78	171,248,800.00	Foreclosed Property	25,100.00
CAPITAL IMPROVEMENTS *MEMO*	5,000.00	3 Farm 2 .01	13,300.00	Emergencies & Other Deferred Charges	39,380.60
DEBT SERVICE		4a Commercial 46 6.60	13,488,300.00	State and Federal Aid Receivable	
Principal Payments	40,000.00	4b Industrial 4 3.10	6,340,500.00	Other Receivables	17,635.35
Interest Payments	71,605.73	4c Apartments 1 .12	38,500.00	Total	1,061,270.85
DEFERRED CHARGES	97,742.21	Total 1534	204,402,800.00	LIABILITIES, RESERVES, AND SURPLUS	
SCHOOL, COUNTY, SPECIAL DISTRICT TAXES	3,978,274.14	Land Area 2.95 Sq. Miles		Cash Liabilities	438,629.75
RESERVE FOR UNCOLLECTED TAXES	324,040.00	Net Valuation Taxable-Municipal	205,250,385	Reserves for Receivables	542,317.88
EXPENDITURES TOTAL	5,973,425.16	Net Valuation Taxable-County	221,917,759	Surplus Dec. 31, 1991	80,323.22
		State Equalized Valuation	206,257,391	Total	1,061,270.85
		State Equalization Ratio	99.51		

1333

Population 1980 3,318
 Population 1990 3,303
 S & P Rating
 Moody Rating A

General Tax Rate Per \$100.

1.53

State Equalized Tax Rate

1.50

MONMOUTH BEACH BORO. - MONMOUTH CO.

Form of Government
 Commission (1911)
 Number of Members - 3

PER CAPITA:

Gross Debt 1,198.99
 Net Debt 1,003.41
 Debt Service 89.65
 Total Tax Levy 1,846.35
 Municipal Expenditures 869.64

PER CENT:

Gross Debt .97
 Net Debt .81
 Tax Levy Collected 96.30
 Tax Levy Cancelled, Abated or Adjusted

EXPENDITURES	REVENUES-REALIZED	1991 PROPERTY TAX
GENERAL GOVERNMENT		STATE EQUALIZED TAX RATE
Governing Body & Public Boards	1991 Property Taxes Collected 5,272,979.46	Local District School Taxes .38 1,532,885.50
Municipal Clerk	1991 Payments in Lieu of Taxes	Regional & Consolidated School Tax .30 1,235,106.00
Financial Administration 41,850.00	Delinquent Tax & Lien Collections 313,732.06	School Taxes in Municipal Budget
Assessment of Taxes 20,500.00	Business Personalty Replacement Taxes 7,946.68	County Taxes .42 * 1,694,524.27
Collection of Taxes 3,800.00	Taxes from Public Utilities 248,658.00	County Library Taxes .02 62,621.41
Planning, Housing & Development 21,140.00	Other Miscellaneous Tax Revenues	Local Municipal Purpose Taxes .38 1,554,784.50
Human Resources 45,030.00	State Aid Revenues 202,550.32	Veteran & Senior Citizen Taxes 15,500.00
Elections 2,650.00	Federal Aid Revenues	Total Taxes for Rate Computation 1.50 6,095,421.68
General Administration (other) 354,249.00	State and Local Fiscal Assistance Act Utilized	Special District Taxes
JUDICIARY	Sale of Acquired Property	Bank Corp. Taxes
Municipal Courts 41,500.00	Other Miscellaneous Revenues 320,935.42	Added and Omitted Taxes 18,569.44
PUBLIC SAFETY	Total 6,966,801.94	Total Taxes Levied - ABSTRACT 6,098,491.12
Fire Protection 50,500.30	Prior Years Surplus Appropriated 414,335.50	Total Taxes Billed 6,098,491.12
Police Protection 498,368.09	REVENUES TOTAL 7,381,137.44	1991 TAXES COLLECTED 5,872,979.46
Civil Defense & Disaster Control 9,000.00	Reserve For Uncollected Taxes 354,678.50	1991 Taxes Cancelled, Abated or Adjusted
Environmental Inspection & Control 2,800.00	CAPITAL OUTLAY TOTAL 244,681.74	Transfer to Tax Title Liens or Foreclosed
Other Public Safety		Balance Outstanding Dec. 31, 1991 225,511.66
PUBLIC WORKS		PRIOR YEARS TAXES OUTSTANDING
Streets and Drainage 237,474.96	Public Enterprises	Balance January 1, 1991 265,352.47
Sewers and Sewage Processing 13,000.00	Recreation-Culture	Collected in 1991 258,221.42
Garbage and Trash Disposal 257,400.00	Public Works 161,005.36	Cancelled, Abated or Adjusted 1991
Public Buildings and Grounds 45,082.33	Buildings and Grounds 83,676.38	Transfers to Tax Title Liens or Foreclosed
Other Public Works 27,500.00	Library and Education	Balance December 31, 1991 7,131.05
HEALTH and WELFARE	Conservation	TAX TITLE LIENS OUTSTANDING
Health Services Except Environmental	All Other	Balance January 1, 1991 68,482.43
Welfare-Public Assistance 250.00	CAPITAL DEBT AUTHORIZED, DECEMBER 31, 1991	Transfer From Taxes
Hospital, Clinics, First Aid	ISSUED AND UNISSUED GROSS DEBT NET DEBT	Redeemed in 1991 55,510.64
Animal, Insect, & Rodent Control 3,000.00	School 646,000.00	Cancelled, Abated or Adjusted (1991)
Other Welfare Services	Self-Liquidating	Transfers to Foreclosed Property
RECREATION and CONSERVATION	Other 3,314,272.00 3,314,272.00	Balance December 31, 1991 12,971.79
Beaches and Boardwalks 96,600.00	Total 3,960,272.00 3,314,272.00	PROPERTY ACQUIRED BY DEED OR
Parks, Playgrounds, Shade Trees 18,500.00	ISSUED AND OUTSTANDING	FORECLOSURE
Land Reclamation & Conservation 200.00	School 646,000.00	Balance January 1, 1991 118,710.00
Other Recreational Services 6,050.00	Self-Liquidating	Transfers From Taxes or Liens
EDUCATION (excluding schools)	Other 1,561,000.00	Sale for Cash (1991)
Libraries 38,000.00	Total 2,207,000.00	Cancelled, Abated or Adjusted (1991)
Other Educational Services	EQUALIZED VALUATION BASIS	Balance December 31, 1991 118,710.00
STATUTORY EXPENDITURES	FOR NET DEBT COMPUTATION 409,654,731	CURRENT FINANCES DECEMBER 31, 1991
Pensions & F. I. C. A. 174,852.97	REAL PROPERTY VALUATIONS	ASSETS
Employee Fringe Benefits 159,000.00	Code Class # of Parcels % VAL'N ASSESSED VALUATION	Cash Dec. 31, 1991 1,986,496.85
Other Statutory Expenditures	1 Vacant Land 178 2.75 10,590,900.00	Taxes Receivable 232,642.71
CETA And Other Public Employment Programs	2 Residential 1909 93.26 359,342,400.00	Tax Title Liens 12,971.79
MUNICIPAL FUNCTIONS	3 Farm	Foreclosed Property 118,710.00
CAPITAL IMPROVEMENTS *MEMO* 10,000.00	4a Commercial 36 3.39 14,999,800.00	Emergencies & Other Deferred Charges 18,000.00
DEBT SERVICE	4b Industrial	State and Federal Aid Receivable
Principal Payments 175,000.00	4c Apartments 1 .10 385,000.00	Other Receivables
Interest Payments 121,125.00	Total 2124 385,318,100.00	Total 2,396,572.90
DEFERRED CHARGES	Land Area 1.10 Sq. Miles	LIABILITIES, RESERVES, AND SURPLUS
SCHOOL, COUNTY, SPECIAL DISTRICT TAXES 4,525,137.18	Net Valuation Taxable-Municipal 385,966,743	Cash Liabilities 880,886.19
RESERVE FOR UNCOLLECTED TAXES 354,678.50	Net Valuation Taxable-County 419,050,807	Reserves for Receivables 392,076.05
EXPENDITURES	State Equalized Valuation 406,161,272	Surplus Dec. 31, 1991 1,123,610.66
TOTAL 7,397,553.40	State Equalization Ratio 95.02	Total 2,396,572.90

0811
 Population 1980 21,639
 Population 1990 26,703
 S & P Rating
 Moody Rating AAA
 General Tax Rate Per \$100. 3.19
 State Equalized Tax Rate 1.98

MONROE TOWNSHIP - GLOUCESTER CO.
 Form of Government
 Mayor-Council Plan F (OMCL 50)
 Number of Members - 7

PER CAPITA:
 Gross Debt 303.46
 Net Debt 241.82
 Debt Service 25.63
 Total Tax Levy 643.10
 Municipal Expenditures 502.95
 PER CENT:
 Gross Debt 1.06
 Net Debt .84
 Tax Levy Collected 93.96
 Tax Levy Cancelled, Abated or Adjusted .18

EXPENDITURES		REVENUES-REALIZED		1991 PROPERTY TAX	
GENERAL GOVERNMENT				STATE EQUALIZED TAX RATE → .84	
Governing Body & Public Boards	331,022.99	1991 Property Taxes Collected		Local District School Taxes	7,169,437.87
Municipal Clerk		1991 Payments in Lieu of Taxes		Regional & Consolidated School Tax	
Financial Administration	167,298.00	Delinquent Tax & Lien Collections		School Taxes in Municipal Budget	
Assessment of Taxes	148,790.20	Business Personalty Replacement Taxes		County Taxes	.61 5,211,049.99
Collection of Taxes	151,267.63	Taxes from Public Utilities		County Library Taxes	
Planning, Housing & Development	110,416.00	Other Miscellaneous Tax Revenues		Local Municipal Purpose Taxes	.52 4,436,312.41
Human Resources	228,243.00	State Aid Revenues		Veteran & Senior Citizen Taxes	252,650.00
Elections	20,298.21	Federal Aid Revenues		Total Taxes for Rate Computation	1.97 17,069,450.27
General Administration (other)	1,521,592.00	State and Local Fiscal Assistance Act Utilized		Special District Taxes	
JUDICIARY		Sale of Acquired Property		Bank Corp. Taxes	
Municipal Courts	136,875.00	Other Miscellaneous Revenues		Added and Omitted Taxes	356,014.88
PUBLIC SAFETY		Total		Total Taxes Levied - ABSTRACT	17,172,815.15
Fire Protection	154,172.40	Prior Years Surplus Appropriated		Total Taxes Billed	17,172,815.15
Police Protection	2,448,920.09	REVENUES TOTAL		1991 TAXES COLLECTED	16,136,143.62
Civil Defense & Disaster Control	36,096.00	Reserve For Uncollected Taxes		1991 Taxes Cancelled, Abated or Adjusted	31,007.41
Environmental Inspection & Control	181,354.00	CAPITAL OUTLAY TOTAL		Transfer to Tax Title Liens or Foreclosed	127,007.17
Other Public Safety				Balance Outstanding Dec. 31, 1991	878,656.95
PUBLIC WORKS				PRIOR YEARS TAXES OUTSTANDING	
Streets and Drainage	1,315,368.00	Public Enterprises		Balance January 1, 1991	1,358,215.14
Sewers and Sewage Processing		Recreation-Culture		Collected in 1991	1,151,111.36
Garbage and Trash Disposal	2,177,613.00	Public Works		Cancelled, Abated or Adjusted 1991	
Public Buildings and Grounds	154,548.30	Buildings and Grounds		Transfers to Tax Title Liens or Foreclosed	95,236.37
Other Public Works	146,567.04	Library and Education		Balance December 31, 1991	111,867.41
HEALTH and WELFARE		Conservation		TAX TITLE LIENS OUTSTANDING	
Health Services Except Environmental	107,745.00	All Other		Balance January 1, 1991	228,360.76
Welfare-Public Assistance	21,755.00	CAPITAL DEBT AUTHORIZED, DECEMBER 31, 1991		Transfer From Taxes	237,391.86
Hospital, Clinics, First Aid		ISSUED AND UNISSUED GROSS DEBT NET DEBT		Redeemed in 1991	57,652.84
Animal, Insect, & Rodent Control	100.00	School 1,646,000		Cancelled, Abated or Adjusted (1991)	
Other Welfare Services	2,350.00	Self-Liquidating		Transfers to Foreclosed Property	
RECREATION and CONSERVATION		Other 6,457,395		Balance December 31, 1991	408,099.78
Beaches and Boardwalks		Total 8,103,395		PROPERTY ACQUIRED BY DEED OR FORECLOSURE	
Parks, Playgrounds, Shade Trees	75,541.00	ISSUED AND OUTSTANDING		Balance January 1, 1991	3,658,500.00
Land Reclamation & Conservation	1,050.00	School		Transfers From Taxes or Liens	
Other Recreational Services	137,117.00	Self-Liquidating		Sale for Cash (1991)	
EDUCATION (excluding schools)		Other 6,232,535.25		Cancelled, Abated or Adjusted (1991)	
Libraries	307,100.00	Total 7,878,535.25		Balance December 31, 1991	3,658,500.00
Other Educational Services	1,900.00	EQUALIZED VALUATION BASIS		CURRENT FINANCES DECEMBER 31, 1991	
STATUTORY EXPENDITURES		FOR NET DEBT COMPUTATION		ASSETS	
Pensions & F. I. C. A.	669,500.00	REAL PROPERTY VALUATIONS		Cash Dec. 31, 1991	2,646,624.17
Employee Fringe Benefits	693,111.62	Code Class # of Parcels % VAL'N ASSESSED VALUATION		Taxes Receivable	990,524.36
Other Statutory Expenditures		1 Vacant Land 2609 4.84 25,153,200.00		Tax Title Liens	408,099.78
CETA And Other Public Employment Programs		2 Residential 6836 75.41 392,108,800.00		Foreclosed Property	3,658,500.00
MUNICIPAL FUNCTIONS TOTAL	11,447,711.48	3 Farm 488 1.96 10,180,600.00		Emergencies & Other Deferred Charges	4,567.04
CAPITAL IMPROVEMENTS *MEMO*	71,024.26	4a Commercial 364 14.68 76,323,200.00		State and Federal Aid Receivable	426,484.56
DEBT SERVICE		4b Industrial 14 .73 3,777,300.00		Other Receivables	28,277.59
Principal Payments	429,393.86	4c Apartments 15 2.39 12,412,100.00		Total	8,163,077.50
Interest Payments	255,972.86	Total 10326 519,955,200.00		LIABILITIES, RESERVES, AND SURPLUS	
DEFERRED CHARGES	63,646.81	Land Area 46.96 Sq. Miles		Cash Liabilities	1,462,536.18
SCHOOL, COUNTY, SPECIAL DISTRICT TAXES	12,380,487.86	Net Valuation Taxable-Municipal		Reserves for Receivables	5,085,401.73
RESERVE FOR UNCOLLECTED TAXES	1,234,428.18	Net Valuation Taxable-County		Surplus Dec. 31, 1991	1,615,139.59
EXPENDITURES TOTAL	25,810,641.05	State Equalized Valuation		Total	8,163,077.50
		State Equalization Ratio			

General Tax Rate Per \$100.	5.94
State Equalized Tax Rate	1.54

PER CAPITA:		PER CENT:	
Gross Debt	719.22	Gross Debt	.87
Net Debt	634.29	Net Debt	.77
Debt Service	71.14	Tax Levy Collected	96.95
Total Tax Levy	1,346.16	Tax Levy Cancelled, Abated	
Municipal Expenditures	447.03	or Adjusted	.34

1987 / 2000

1914
Population 1980 2,066
Population 1990 2,832
S & P Rating
Moody Rating BAA1

General Tax Rate Per \$100.
1.72
State Equalized Tax Rate
1.63

MONTAGUE TWP. - SUSSEX CO.
Form of Government
Township Committee
Number of Members - 3

PER CAPITA:
Gross Debt 822.03
Net Debt 784.67
Debt Service 62.74
Total Tax Levy 1,202.39
Municipal Expenditures 641.80
PER CENT:
Gross Debt 1.16
Net Debt 1.11
Tax Levy Collected 83.65
Tax Levy Cancelled, Abated or Adjusted

EXPENDITURES		REVENUES-REALIZED		1991 PROPERTY TAX	
GENERAL GOVERNMENT				STATE EQUALIZED TAX RATE .96	
Governing Body & Public Boards		1991 Property Taxes Collected	2,860,682.10	Local District School Taxes	2,007,871.75
Municipal Clerk		1991 Payments in Lieu of Taxes		Regional & Consolidated School Tax	
Financial Administration	32,325.00	Delinquent Tax & Lien Collections	477,582.15	School Taxes in Municipal Budget	
Assessment of Taxes	23,075.00	Business Personalty Replacement Taxes	12,412.08	County Taxes	.37 *
Collection of Taxes	40,771.00	Taxes from Public Utilities	215,495.47	County Library Taxes	.03
Planning, Housing & Development	13,300.00	Other Miscellaneous Tax Revenues		Local Municipal Purpose Taxes	.27
Human Resources	11,504.00	State Aid Revenues	109,822.00	Veteran & Senior Citizen Taxes	
Elections	1,005.00	Federal Aid Revenues		Total Taxes for Rate Computation	1.63
General Administration (other)	186,950.00	State and Local Fiscal Assistance Act Utilized		Special District Taxes	
JUDICIARY		Sale of Acquired Property		Bank Corp. Taxes	
Municipal Courts	28,236.00	Other Miscellaneous Revenues	201,183.85	Added and Omitted Taxes	2,737.38
PUBLIC SAFETY		Total	3,877,177.65	Total Taxes Levied - ABSTRACT	3,405,155.82
Fire Protection	39,781.00	Prior Years Surplus Appropriated	275,000.00	Total Taxes Billed	3,419,899.38
Police Protection	1,500.00	REVENUES TOTAL	4,152,177.65	1991 TAXES COLLECTED	2,860,682.10
Civil Defense & Disaster Control	1,000.00	Reserve For Uncollected Taxes	612,078.00	1991 Taxes Cancelled, Abated or Adjusted	
Environmental Inspection & Control	49,350.00	CAPITAL OUTLAY TOTAL	885,571.83	Transfer to Tax Title Liens or Foreclosed	
Other Public Safety				Balance Outstanding Dec. 31, 1991	559,217.28
PUBLIC WORKS				PRIOR YEARS TAXES OUTSTANDING	
Streets and Drainage	352,925.00	Public Enterprises		Balance January 1, 1991	524,669.04
Sewers and Sewage Processing	200.00	Recreation-Culture		Collected in 1991	476,883.09
Garbage and Trash Disposal	3,730.00	Public Works	674,462.18	Cancelled, Abated or Adjusted 1991	
Public Buildings and Grounds	46,750.00	Buildings and Grounds	211,089.65	Transfers to Tax Title Liens or Foreclosed	
Other Public Works		Library and Education		Balance December 31, 1991	47,785.95
HEALTH and WELFARE		Conservation		TAX TITLE LIENS OUTSTANDING	
Health Services Except Environmental	4,016.00	All Other		Balance January 1, 1991	72,888.64
Welfare-Public Assistance	1,200.00	CAPITAL DEBT AUTHORIZED, DECEMBER 31, 1991		Transfer From Taxes	
Hospital, Clinics, First Aid		ISSUED AND UNISSUED		Redeemed in 1991	699.06
Animal, Insect, & Rodent Control	4,000.00	School	79,000	Cancelled, Abated or Adjusted (1991)	
Other Welfare Services		Self-Liquidating		Transfers to Foreclosed Property	
RECREATION and CONSERVATION		Other	2,249,000	Balance December 31, 1991	72,189.58
Beaches and Boardwalks		Total	2,328,000	PROPERTY ACQUIRED BY DEED OR FORECLOSURE	
Parks, Playgrounds, Shade Trees				Balance January 1, 1991	
Land Reclamation & Conservation	2,667.00	ISSUED AND OUTSTANDING		Transfers From Taxes or Liens	
Other Recreational Services	11,350.00	School	79,000.00	Sale for Cash (1991)	
EDUCATION (excluding schools)		Self-Liquidating		Cancelled, Abated or Adjusted (1991)	
Libraries		Other	2,186,500.00	Balance December 31, 1991	
Other Educational Services	750.00	Total	2,265,500.00	CURRENT FINANCES DECEMBER 31, 1991	
STATUTORY EXPENDITURES		EQUALIZED VALUATION BASIS		ASSETS	
Pensions & F. I. C. A.	45,500.00	FOR NET DEBT COMPUTATION	200,896,892	Cash Dec. 31, 1991	444,987.24
Employee Fringe Benefits	77,835.00	REAL PROPERTY VALUATIONS		Taxes Receivable	607,003.23
Other Statutory Expenditures	800.00	Code Class # of Parcels % VAL'N		Tax Title Liens	72,189.58
CETA And Other Public Employment Programs		1 Vacant Land 1294 13.96	27,600,800.00	Foreclosed Property	
MUNICIPAL FUNCTIONS TOTAL	985,490.00	2 Residential 1350 70.68	139,706,100.00	Emergencies & Other Deferred Charges	80,400.00
CAPITAL IMPROVEMENTS * MEMO*	20,000.00	3 Farm 142 3.40	6,717,730.00	State and Federal Aid Receivable	16,551.23
DEBT SERVICE		4a Commercial 46 10.49	20,739,200.00	Other Receivables	16,437.49
Principal Payments	80,000.00	4b Industrial 5 1.07	2,116,500.00	Total	1,237,568.77
Interest Payments	97,674.00	4c Apartments 3 .39	768,000.00	LIABILITIES, RESERVES, AND SURPLUS	
		Total 2850	197,648,330.00	Cash Liabilities	229,585.79
DEFERRED CHARGES	42,337.00	Land Area 45.20 Sq. Miles		Reserves for Receivables	686,529.00
SCHOOL, COUNTY, SPECIAL DISTRICT TAXES	2,840,804.44	Net Valuation Taxable-Municipal	198,672,211	Surplus Dec. 31, 1991	321,453.98
RESERVE FOR UNCOLLECTED TAXES	612,078.00	Net Valuation Taxable-County	214,054,624	Total	1,237,568.77
EXPENDITURES TOTAL	4,658,443.44	State Equalized Valuation	209,118,564		
		State Equalization Ratio	94.98		

0713

Population 1980 38,321
 Population 1990 37,729
 S & P Rating AA
 Moody Rating AAA

General Tax Rate Per \$100.

2.41
 State Equalized Tax Rate
 2.47

MONTCLAIR TOWNSHIP - ESSEX COUNTY
 Form of Government
Council-Manager Plan C (OMCL 50)
 Number of Members - 7

PER CAPITA:

Gross Debt 1,313.61
 Net Debt 692.98
 Debt Service 125.43
 Total Tax Levy 1,890.08
 Municipal Expenditures 935.79

PER CENT:

Gross Debt 1.69
 Net Debt .89
 Tax Levy Collected 95.93
 Tax Levy Cancelled, Abated or Adjusted 2.20

EXPENDITURES		REVENUES-REALIZED		1991 PROPERTY TAX	
GENERAL GOVERNMENT		STATE EQUALIZED TAX RATE		Local District School Taxes	
Governing Body & Public Boards	35,650.00	1991 Property Taxes Collected	68,411,751.09	1.19	34,279,928.00
Municipal Clerk	139,843.00	1991 Payments in Lieu of Taxes			
Financial Administration	259,105.60	Delinquent Tax & Lien Collections	2,347,153.44		
Assessment of Taxes	201,719.00	Business Personalty Replacement Taxes	393,965.72		
Collection of Taxes	81,862.00	Taxes from Public Utilities	1,983,599.00	.07	1,988,937.53
Planning, Housing & Development	321,351.00	Other Miscellaneous Tax Revenues		.59	16,976,793.24
Human Resources	380,917.50	State Aid Revenues	2,263,329.80		
Elections	14,650.00	Federal Aid Revenues		.62	17,978,636.59
General Administration (other)	3,914,813.00	State and Local Fiscal Assistance Act Utilized			
JUDICIARY		Sale of Acquired Property			
Municipal Courts	316,338.07	Other Miscellaneous Revenues	6,147,468.84		
PUBLIC SAFETY		Total	81,547,267.89		
Fire Protection	4,155,500.00	Prior Years Surplus Appropriated	2,771,722.88		
Police Protection	5,428,164.34	REVENUES TOTAL	84,318,990.77		
Civil Defense & Disaster Control	500.00	Reserve For Uncollected Taxes	2,768,000.00		
Environmental Inspection & Control	293,035.00	CAPITAL OUTLAY TOTAL			
Other Public Safety			4,528,040.03		
PUBLIC WORKS		Public Enterprises	224,997.02		
Streets and Drainage	869,796.00	Recreation—Culture	130,048.46		
Sewers and Sewage Processing	1,291,164.50	Public Works	224,294.69		
Garbage and Trash Disposal	2,848,584.00	Buildings and Grounds	2,596,253.05		
Public Buildings and Grounds	225,940.23	Library and Education	1,350,446.81		
Other Public Works	329,322.00	Conservation			
HEALTH and WELFARE		All Other			
Health Services Except Environmental	564,345.00	CAPITAL DEBT AUTHORIZED, DECEMBER 31, 1991			
Welfare—Public Assistance	262,653.00	ISSUED AND UNISSUED	GROSS DEBT	NET DEBT	
Hospital, Clinics, First Aid	13,000.00	School	16,743,584		
Animal, Insect, & Rodent Control	54,567.16	Self-Liquidating	5,315,000	1,122,953	
Other Welfare Services		Other	27,502,593	25,022,541	
RECREATION and CONSERVATION		Total	49,561,177	26,145,494	
Beaches and Boardwalks		ISSUED AND OUTSTANDING			
Parks, Playgrounds, Shade Trees	592,995.00	School	15,371,150.00		
Land Reclamation & Conservation	252,315.00	Self-Liquidating	4,184,000.00		
Other Recreational Services	573,704.00	Other	21,189,470.85		
EDUCATION (excluding schools)		Total	40,744,620.85		
Libraries	1,777,250.00	EQUALIZED VALUATION BASIS			
Other Educational Services		FOR NET DEBT COMPUTATION	2,925,352,199		
STATUTORY EXPENDITURES		REAL PROPERTY VALUATIONS			
Pensions & F. I. C. A.	2,441,075.11	Code	Class	# of Parcels	% VAL'N
Employee Fringe Benefits		1	Vacant Land	334	.96
Other Statutory Expenditures	1,000.00	2	Residential	9238	84.59
CETA And Other Public Employment Programs		3	Farm		
MUNICIPAL FUNCTIONS TOTAL		4a	Commercial	565	9.31
CAPITAL IMPROVEMENTS *MEMO*	70,500.00	4b	Industrial	4	.11
DEBT SERVICE		4c	Apartments	160	5.03
Principal Payments	2,480,221.12	Total		10301	
Interest Payments	2,252,175.54	Land Area	6.20 Sq. Miles		
TYPE I SCHL DEBT *MEMO		Net Valuation Taxable—Municipal			
DEFERRED CHARGES	165,500.00	Net Valuation Taxable—County			
SCHOOL, COUNTY, SPECIAL DISTRICT TAXES	53,245,658.77	State Equalized Valuation			
RESERVE FOR UNCOLLECTED TAXES	2,768,000.00	State Equalization Ratio			
EXPENDITURES TOTAL					

1813
Population 1980 7,360
Population 1990 9,612
S & P Rating
Moody Rating AA

General Tax Rate Per \$100.
2.02
State Equalized Tax Rate
1.69

MONTGOMERY TWP. - SOMERSET CO.
Form of Government
Township Committee
Number of Members - 5

PER CAPITA:
Gross Debt 1,597.50
Net Debt 1,526.08
Debt Service 119.89
Total Tax Levy 1,958.68
Municipal Expenditures 889.99
PER CENT:
Gross Debt 1.40
Net Debt 1.34
Tax Levy Collected 95.47
Tax Levy Cancelled, Abated or Adjusted .74

EXPENDITURES		REVENUES-REALIZED		1991 PROPERTY TAX	
GENERAL GOVERNMENT				STATE EQUALIZED TAX RATE →	
Governing Body & Public Boards		1991 Property Taxes Collected	18,023,702.67	Local District School Taxes 1.04	11,331,117.50
Municipal Clerk	78,326.58	1991 Payments in Lieu of Taxes		Regional & Consolidated School Tax	
Financial Administration	174,255.00	Delinquent Tax & Lien Collections	1,195,651.67	School Taxes in Municipal Budget	
Assessment of Taxes	76,294.85	Business Personality Replacement Taxes	124,741.92	County Taxes .45 *	4,835,143.54
Collection of Taxes	30,534.98	Taxes from Public Utilities	1,074,614.00	County Library Taxes .03	310,918.21
Planning, Housing & Development	183,045.00	Other Miscellaneous Tax Revenues		Local Municipal Purpose Taxes .16	1,789,604.15
Human Resources	76,577.00	State Aid Revenues	456,462.36	Veteran & Senior Citizen Taxes	32,250.00
Elections		Federal Aid Revenues		Total Taxes for Rate Computation 1.68	18,299,033.40
General Administration (other)	1,456,045.49	State and Local Fiscal Assistance Act Utilized		Special District Taxes	377,600.00
JUDICIARY		Sale of Acquired Property		Bank Corp. Taxes	
Municipal Courts	61,448.00	Other Miscellaneous Revenues	1,456,273.48	Added and Omitted Taxes	182,496.43
PUBLIC SAFETY		Total	22,331,446.10	Total Taxes Levied - ABSTRACT	18,826,879.83
Fire Protection	233,953.13	Prior Years Surplus Appropriated	2,792,071.56	Total Taxes Billed	18,878,508.16
Police Protection	1,160,511.58	REVENUES TOTAL	25,123,517.66	1991 TAXES COLLECTED	18,023,702.67
Civil Defense & Disaster Control	100.00	Reserve For Uncollected Taxes	1,472,834.28	1991 Taxes Cancelled, Abated or Adjusted	140,263.30
Environmental Inspection & Control	243,409.63	CAPITAL OUTLAY TOTAL	1,318,139.60	Transfer to Tax Title Liens or Foreclosed	
Other Public Safety				Balance Outstanding Dec. 31, 1991	714,542.19
PUBLIC WORKS		Public Enterprises		PRIOR YEARS TAXES OUTSTANDING	
Streets and Drainage	376,594.00	Recreation—Culture	98,308.78	Balance January 1, 1991	1,235,524.28
Sewers and Sewage Processing	36,907.00	Public Works	159,818.40	Collected in 1991	1,187,773.62
Garbage and Trash Disposal	120,000.00	Buildings and Grounds	1,047,593.94	Cancelled, Abated or Adjusted 1991	3,630.25
Public Buildings and Grounds	132,181.00	Library and Education	12,378.48	Transfers to Tax Title Liens or Foreclosed	2,106.95
Other Public Works		Conservation		Balance December 31, 1991	42,013.46
HEALTH and WELFARE		All Other		TAX TITLE LIENS OUTSTANDING	
Health Services Except Environmental	153,913.12	CAPITAL DEBT AUTHORIZED, DECEMBER 31, 1991		Balance January 1, 1991	25,804.05
Welfare—Public Assistance	3,675.00	ISSUED AND UNISSUED		Transfer From Taxes	2,122.35
Hospital, Clinics, First Aid		School	454,000	Redeemed in 1991	7,878.05
Animal, Insect, & Rodent Control	13,000.00	Self-Liquidating		Cancelled, Abated or Adjusted (1991)	
Other Welfare Services		Other	14,901,201	Transfers to Foreclosed Property	
RECREATION and CONSERVATION		Total	15,355,201	Balance December 31, 1991	20,048.35
Beaches and Boardwalks		ISSUED AND OUTSTANDING		PROPERTY ACQUIRED BY DEED OR	
Parks, Playgrounds, Shade Trees	106,181.00	School	454,000.00	FORECLOSURE	
Land Reclamation & Conservation	14,656.45	Self-Liquidating		Balance January 1, 1991	115,210.00
Other Recreational Services	299,103.39	Other	11,915,000.00	Transfers From Taxes or Liens	
EDUCATION (excluding schools)		Total	12,369,000.00	Sale for Cash (1991)	
Libraries	5,500.00	EQUALIZED VALUATION BASIS		Cancelled, Abated or Adjusted (1991)	
Other Educational Services	69,387.00	FOR NET DEBT COMPUTATION	1,093,630.444	Balance December 31, 1991	115,210.00
STATUTORY EXPENDITURES		REAL PROPERTY VALUATIONS		CURRENT FINANCES DECEMBER 31, 1991	
Pensions & F. I. C. A.	346,668.35	Code Class # of Parcels % VAL'N	ASSESSED VALUATION	ASSETS	
Employee Fringe Benefits	302,600.00	1 Vacant Land 611 5.76	51,976,300.00	Cash Dec. 31, 1991	6,675,665.33
Other Statutory Expenditures		2 Residential 2924 66.39	599,473,350.00	Taxes Receivable	756,555.65
CETA And Other Public Employment Programs		3 Farm 376 3.05	27,534,550.00	Tax Title Liens	20,048.35
MUNICIPAL FUNCTIONS TOTAL	5,760,367.65	4a Commercial 153 17.79	160,661,900.00	Foreclosed Property	115,210.00
CAPITAL IMPROVEMENTS *MEMO*	100,000.00	4b Industrial 2 6.19	55,864,100.00	Emergencies & Other Deferred Charges	154,650.45
DEBT SERVICE		4c Apartments 1 .83	7,500,000.00	State and Federal Aid Receivable	6,345.39
Principal Payments	517,000.00	Total 4067	903,010,200.00	Other Receivables	67,508.98
Interest Payments	635,338.25	Land Area 32.80 Sq. Miles		Total	7,795,984.15
DEFERRED CHARGES	159,000.00	Net Valuation Taxable—Municipal	906,664,000	LIABILITIES, RESERVES, AND SURPLUS	
SCHOOL, COUNTY, SPECIAL DISTRICT TAXES	16,854,779.25	Net Valuation Taxable—County	1,139,590,162	Cash Liabilities	3,613,160.29
RESERVE FOR UNCOLLECTED TAXES	1,472,834.28	State Equalized Valuation	1,083,938,762	Reserves for Receivables	959,322.54
EXPENDITURES TOTAL	25,409,319.43	State Equalization Ratio 83.59		Surplus Dec. 31, 1991	3,223,501.32
				Total	7,795,984.15

0236
Population 1980 7,318
Population 1990 6,946
S & P Rating
Moody Rating A1

General Tax Rate Per \$100. 2.98
State Equalized Tax Rate 1.46

MONTVALE BOROUGH - BERGEN COUNTY
Form of Government
Borough Council
Number of Members - 6

PER CAPITA:
Gross Debt 594.28
Net Debt 582.85
Debt Service 140.26
Total Tax Levy 2,625.25
Municipal Expenditures 1,058.08

PER CENT:
Gross Debt .33
Net Debt .32
Tax Levy Collected 97.94
Tax Levy Cancelled, Abated or Adjusted 1.00

EXPENDITURES		REVENUES-REALIZED		1991 PROPERTY TAX	
GENERAL GOVERNMENT				STATE EQUALIZED TAX RATE	
Governing Body & Public Boards		1991 Property Taxes Collected	17,874,071.95	Local District School Taxes .43	5,441,681.00
Municipal Clerk		1991 Payments in Lieu of Taxes		Regional & Consolidated School Tax .43	5,364,299.92
Financial Administration	22,500.00	Delinquent Tax & Lien Collections	137,698.44	School Taxes in Municipal Budget	
Assessment of Taxes	38,525.00	Business Personalty Replacement Taxes	149,682.20	County Taxes .25	3,109,993.75
Collection of Taxes	59,867.80	Taxes from Public Utilities	1,082,383.00	County Library Taxes	
Planning, Housing & Development	25,741.20	Other Miscellaneous Tax Revenues		Local Municipal Purpose Taxes .34	4,290,250.01
Human Resources	76,123.00	State Aid Revenues	275,015.14	Veteran & Senior Citizen Taxes	32,750.00
Elections	222.00	Federal Aid Revenues		Total Taxes for Rate Computation 1.45	18,238,974.68
General Administration (other)	669,826.25	State and Local Fiscal Assistance Act Utilized		Special District Taxes	
JUDICIARY		Sale of Acquired Property		Bank Corp. Taxes	
Municipal Courts	151,685.00	Other Miscellaneous Revenues	864,421.52	Added and Omitted Taxes	28,794.66
PUBLIC SAFETY		Total	20,383,272.25	Total Taxes Levied - ABSTRACT	18,235,019.34
Fire Protection	214,399.00	Prior Years Surplus Appropriated	936,400.00	Total Taxes Billed	18,250,089.23
Police Protection	1,329,518.00	REVENUES TOTAL	21,319,672.25	1991 TAXES COLLECTED	17,874,071.95
Civil Defense & Disaster Control	10,355.00	Reserve For Uncollected Taxes	352,848.08	1991 Taxes Cancelled, Abated or Adjusted	183,195.50
Environmental Inspection & Control	93,637.00	CAPITAL OUTLAY TOTAL	786,700.31	Transfer to Tax Title Liens or Foreclosed	
Other Public Safety				Balance Outstanding Dec. 31, 1991	192,821.78
PUBLIC WORKS				PRIOR YEARS TAXES OUTSTANDING	
Streets and Drainage	355,235.83	Public Enterprises		Balance January 1, 1991	115,265.73
Sewers and Sewage Processing	857,417.08	Recreation-Culture	116,613.97	Collected in 1991	115,265.73
Garbage and Trash Disposal	860,044.00	Public Works	79,170.32	Cancelled, Abated or Adjusted 1991	
Public Buildings and Grounds	40,000.00	Buildings and Grounds	577,908.07	Transfers to Tax Title Liens or Foreclosed	
Other Public Works	27,000.00	Library and Education	4,931.28	Balance December 31, 1991	
HEALTH and WELFARE		Conservation	8,076.67	TAX TITLE LIENS OUTSTANDING	
Health Services Except Environmental	39,368.00	All Other		Balance January 1, 1991	22,432.71
Welfare-Public Assistance	8,800.00			Transfer From Taxes	
Hospital, Clinics, First Aid		CAPITAL DEBT AUTHORIZED, DECEMBER 31, 1991		Redeemed in 1991	22,432.71
Animal, Insect, & Rodent Control	2,500.00	ISSUED AND UNISSUED		Cancelled, Abated or Adjusted (1991)	
Other Welfare Services		School	79,397	Transfers to Foreclosed Property	
RECREATION and CONSERVATION		Self-Liquidating		Balance December 31, 1991	
Beaches and Boardwalks		Other	4,048,450	PROPERTY ACQUIRED BY DEED OR FORECLOSURE	
Parks, Playgrounds, Shade Trees	20,372.52	Total	4,127,347	Balance January 1, 1991	70,600.00
Land Reclamation & Conservation	75,934.14	ISSUED AND OUTSTANDING		Transfers From Taxes or Liens	
Other Recreational Services	71,840.48	School	79,397.66	Sale for Cash (1991)	
EDUCATION (excluding schools)		Self-Liquidating		Cancelled, Abated or Adjusted (1991)	
Libraries	368,124.00	Other	3,651,750.00	Balance December 31, 1991	70,600.00
Other Educational Services		Total	3,731,147.66	CURRENT FINANCES DECEMBER 31, 1991	
STATUTORY EXPENDITURES		EQUALIZED VALUATION BASIS		ASSETS	
Pensions & F. L. C. A.	306,624.00	FOR NET DEBT COMPUTATION	1,260,815.260	Cash Dec. 31, 1991	5,169,082.94
Employee Fringe Benefits	253,132.75	REAL PROPERTY VALUATIONS		Taxes Receivable	192,821.78
Other Statutory Expenditures		Code Class # of Parcels % VAL'N		Tax Title Liens	
CETA And Other Public Employment Programs		1 Vacant Land 120 1.52	9,301,500.00	Foreclosed Property	70,600.00
MUNICIPAL FUNCTIONS TOTAL	5,978,842.05	2 Residential 2214 50.75	309,599,950.00	Emergencies & Other Deferred Charges	135,943.63
CAPITAL IMPROVEMENTS *MEMO*	48,900.00	3 Farm 16 .11	681,850.00	State and Federal Aid Receivable	
DEBT SERVICE		4a Commercial 111 46.00	280,645,700.00	Other Receivables	1,863.05
Principal Payments	565,400.00	4b Industrial 6 .94	5,727,200.00	Total	5,570,311.40
Interest Payments	408,855.20	4c Apartments 1 .67	4,100,000.00	LIABILITIES, RESERVES, AND SURPLUS	
		Total 2468	610,056,200.00	Cash Liabilities	4,598,656.36
DEFERRED CHARGES	43,470.95	Land Area 4.00 Sq. Miles		Reserves for Receivables	265,284.83
SCHOOL, COUNTY, SPECIAL DISTRICT TAXES	13,915,974.67	Net Valuation Taxable-Municipal	611,452,833	Surplus Dec. 31, 1991	706,370.21
RESERVE FOR UNCOLLECTED TAXES	352,848.08	Net Valuation Taxable-County	1,311,138,530	Total	5,570,311.40
EXPENDITURES TOTAL	21,265,390.95	State Equalized Valuation	1,250,232,257		
		State Equalization Ratio	48.95		

1421
 Population 1980 14,290
 Population 1990 15,600
 S & P Rating A+
 Moody Rating A1
 General Tax Rate Per \$100. 2.81
 State Equalized Tax Rate 1.61

MONTVILLE TWP. - MORRIS CO.
 Form of Government
 Special Charter (P.L. 1974 c. 95)
 Number of Members - 5

PER CAPITA:
 Gross Debt 920.07
 Net Debt 844.24
 Debt Service 54.16
 Total Tax Levy 1,850.54
 Municipal Expenditures 561.35
 PER CENT:
 Gross Debt .82
 Net Debt .75
 Tax Levy Collected 96.03
 Tax Levy Cancelled, Abated or Adjusted .38

EXPENDITURES		REVENUES-REALIZED		1991 PROPERTY TAX	
GENERAL GOVERNMENT				STATE EQUALIZED TAX RATE	
Governing Body & Public Boards		1991 Property Taxes Collected	27,785,390.76	Local District School Taxes	1.69 18,597,444.75
Municipal Clerk		1991 Payments in Lieu of Taxes		Regional & Consolidated School Tax	
Financial Administration	99,183.73	Delinquent Tax & Lien Collections	1,051,605.58	School Taxes in Municipal Budget	
Assessment of Taxes	49,971.00	Business Personalty Replacement Taxes	184,355.56	County Taxes	.29 5,010,242.38
Collection of Taxes	81,172.00	Taxes from Public Utilities	2,237,852.00	County Library Taxes	
Planning, Housing & Development	109,648.00	Other Miscellaneous Tax Revenues		Local Municipal Purpose Taxes	.23 3,935,389.98
Human Resources	134,246.00	State Aid Revenues	419,435.16	Veteran & Senior Citizen Taxes	84,300.00
Elections		Federal Aid Revenues		Total Taxes for Rate Computation	1.61 27,627,877.11
General Administration (other)	1,076,231.75	State and Local Fiscal Assistance Act Utilized		Special District Taxes	794,829.00
JUDICIARY		Sale of Acquired Property		Bank Corp. Taxes	
Municipal Courts	87,431.00	Other Miscellaneous Revenues		Added and Omitted Taxes	529,968.41
PUBLIC SAFETY		Total	1,124,159.84	Total Taxes Levied - ABSTRACT	28,868,374.52
Fire Protection		REVENUES TOTAL	32,802,798.90	Total Taxes Billed	28,932,992.66
Police Protection	1,809,685.52	Prior Years Surplus Appropriated	1,222,950.00	1991 TAXES COLLECTED	27,785,390.76
Civil Defense & Disaster Control	500.00	REVENUES TOTAL	34,025,748.90	1991 Taxes Cancelled, Abated or Adjusted	110,525.30
Environmental Inspection & Control	151,934.00	Reserve For Uncollected Taxes	1,275,000.00	Transfer to Tax Title Liens or Foreclosed	37,303.04
Other Public Safety		CAPITAL OUTLAY TOTAL	799,142.46	Balance Outstanding Dec. 31, 1991	999,773.56
PUBLIC WORKS				PRIOR YEARS TAXES OUTSTANDING	
Streets and Drainage	771,327.81	Public Enterprises		Balance January 1, 1991	1,059,225.19
Sewers and Sewage Processing		Recreation-Culture	44,238.00	Collected in 1991	1,038,556.15
Garbage and Trash Disposal		Public Works	126,295.72	Cancelled, Abated or Adjusted 1991	2,825.10
Public Buildings and Grounds	166,653.18	Buildings and Grounds	628,608.74	Transfers to Tax Title Liens or Foreclosed	3,181.91
Other Public Works	51,718.00	Library and Education		Balance December 31, 1991	14,662.03
HEALTH and WELFARE		Conservation		TAX TITLE LIENS OUTSTANDING	
Health Services Except Environmental	230,546.50	All Other		Balance January 1, 1991	100,127.03
Welfare-Public Assistance	4,731.00	CAPITAL DEBT AUTHORIZED, DECEMBER 31, 1991		Transfer From Taxes	40,930.37
Hospital, Clinics, First Aid	9,000.00	ISSUED AND UNISSUED GROSS DEBT NET DEBT		Redeemed in 1991	13,049.43
Animal, Insect, & Rodent Control		School	1,183,000.00	Cancelled, Abated or Adjusted (1991)	
Other Welfare Services		Self-Liquidating		Transfers to Foreclosed Property	
RECREATION and CONSERVATION		Other	13,170,116.00	Balance December 31, 1991	128,007.97
Beaches and Boardwalks		Total	14,353,116.00	PROPERTY ACQUIRED BY DEED OR FORECLOSURE	
Parks, Playgrounds, Shade Trees		ISSUED AND OUTSTANDING		Balance January 1, 1991	54,500.00
Land Reclamation & Conservation	103,277.00	School	1,183,000.00	Transfers From Taxes or Liens	
Other Recreational Services	163,229.00	Self-Liquidating		Sale for Cash (1991)	
EDUCATION (excluding schools)		Other	3,575,750.00	Cancelled, Abated or Adjusted (1991)	
Libraries	605,291.00	Total	4,758,750.00	Balance December 31, 1991	54,500.00
Other Educational Services	4,000.00	EQUALIZED VALUATION BASIS FOR NET DEBT COMPUTATION	1,746,472.512	CURRENT FINANCES DECEMBER 31, 1991	
STATUTORY EXPENDITURES		REAL PROPERTY VALUATIONS		ASSETS	
Pensions & F. I. C. A.	461,129.32	Code Class # of Parcels % VAL'N		Cash Dec. 31, 1991	3,179,945.30
Employee Fringe Benefits	459,200.00	1 Vacant Land 900 5.07	49,643,000.00	Taxes Receivable	1,014,435.59
Other Statutory Expenditures	100.00	2 Residential 4855 72.98	714,753,800.00	Tax Title Liens	128,007.97
CETA And Other Public Employment Programs		3 Farm 98 .42	4,066,700.00	Foreclosed Property	54,500.00
MUNICIPAL FUNCTIONS TOTAL	6,635,255.81	4a Commercial 253 6.41	62,772,700.00	Emergencies & Other Deferred Charges	
CAPITAL IMPROVEMENTS *MEMO*	209,763.00	4b Industrial 73 14.44	141,396,200.00	State and Federal Aid Receivable	
DEBT SERVICE		4c Apartments 1 .69	6,776,700.00	Other Receivables	50,722.49
Principal Payments	539,500.00	Total 6185	979,409,100.00	Total	4,427,611.35
Interest Payments	255,385.00	Land Area 18.97 Sq. Miles		LIABILITIES, RESERVES, AND SURPLUS	
DEFERRED CHARGES	1,967.25	Net Valuation Taxable-Municipal	982,274,422	Cash Liabilities	831,351.94
SCHOOL, COUNTY, SPECIAL DISTRICT TAXES	24,402,516.13	Net Valuation Taxable-County	1,872,450,733	Reserves for Receivables	1,247,666.05
RESERVE FOR UNCOLLECTED TAXES	1,275,000.00	State Equalized Valuation	1,711,534,373	Surplus Dec. 31, 1991	2,348,593.36
EXPENDITURES TOTAL	33,159,624.19	State Equalization Ratio	57.32	Total	4,427,611.35

0237
Population 1980 2,706
Population 1990 2,817
S & P Rating
Moody Rating

General Tax Rate Per \$100. 1.89
State Equalized Tax Rate 1.10

MOONACHIE BORO. - BERGEN CO.
Form of Government
Borough Council
Number of Members - 6

PER CAPITA:
Gross Debt 134.56
Net Debt 134.56
Debt Service 41.30
Total Tax Levy 2,049.85
Municipal Expenditures 1,072.20
PER CENT:
Gross Debt .07
Net Debt .07
Tax Levy Collected 97.57
Tax Levy Cancelled, Abated or Adjusted .96

EXPENDITURES		REVENUES-REALIZED		1991 PROPERTY TAX	
GENERAL GOVERNMENT				STATE EQUALIZED TAX RATE	
Governing Body & Public Boards	19,648.00	1991 Property Taxes Collected	5,660,458.00	Local District School Taxes	2,897,537.00
Municipal Clerk		1991 Payments in Lieu of Taxes	16,336.00	Regional & Consolidated School Tax	
Financial Administration	44,870.00	Delinquent Tax & Lien Collections	53,003.00	School Taxes in Municipal Budget	
Assessment of Taxes	118,196.00	Business Personalty Replacement Taxes	146,717.00	County Taxes	1,396,549.41
Collection of Taxes	9,239.00	Taxes from Public Utilities	399,478.00	County Library Taxes	
Planning, Housing & Development	7,629.00	Other Miscellaneous Tax Revenues		Local Municipal Purpose Taxes	1,472,159.00
Human Resources	24,399.00	State Aid Revenues	168,016.00	Veteran & Senior Citizen Taxes	32,500.00
Elections	1,401.00	Federal Aid Revenues		Total Taxes for Rate Computation	5,798,745.41
General Administration (other)	228,788.00	State and Local Fiscal Assistance Act Utilized		Special District Taxes	
JUDICIARY		Sale of Acquired Property		Bank Corp. Taxes	
Municipal Courts	41,183.00	Other Miscellaneous Revenues	383,916.00	Added and Omitted Taxes	8,189.00
PUBLIC SAFETY		Prior Years Surplus Appropriated	689,799.00	Total Taxes Levied - ABSTRACT	5,774,434.41
Fire Protection	133,432.00	REVENUES TOTAL	7,517,723.00	Total Taxes Billed	5,801,430.00
Police Protection	1,086,636.00	Reserve For Uncollected Taxes	151,596.00	1991 TAXES COLLECTED	5,660,458.00
Civil Defense & Disaster Control	1,000.00			1991 Taxes Cancelled, Abated or Adjusted	55,583.00
Environmental Inspection & Control	46,021.00			Transfer to Tax Title Liens or Foreclosed	1,693.00
Other Public Safety				Balance Outstanding Dec. 31, 1991	83,696.00
PUBLIC WORKS		CAPITAL OUTLAY TOTAL	294,094.00	PRIOR YEARS TAXES OUTSTANDING	
Streets and Drainage	129,061.00	Public Enterprises	6,670.00	Balance January 1, 1991	55,477.00
Sewers and Sewage Processing	21,134.00	Recreation—Culture	4,778.00	Collected in 1991	53,003.00
Garbage and Trash Disposal	203,333.00	Public Works	233,389.00	Cancelled, Abated or Adjusted 1991	1,447.00
Public Buildings and Grounds	31,772.00	Buildings and Grounds	49,257.00	Transfers to Tax Title Liens or Foreclosed	821.00
Other Public Works		Library and Education		Balance December 31, 1991	206.00
HEALTH and WELFARE		Conservation		TAX TITLE LIENS OUTSTANDING	
Health Services Except Environmental	14,287.00	All Other		Balance January 1, 1991	418.00
Welfare—Public Assistance	600.00			Transfer From Taxes	2,676.00
Hospital, Clinics, First Aid		CAPITAL DEBT AUTHORIZED, DECEMBER 31, 1991		Redeemed in 1991	
Animal, Insect, & Rodent Control	300.00	ISSUED AND UNISSUED		Cancelled, Abated or Adjusted (1991)	
Other Welfare Services		School		Transfers to Foreclosed Property	
RECREATION and CONSERVATION		Self-Liquidating		Balance December 31, 1991	3,094.00
Beaches and Boardwalks		Other	379,065	PROPERTY ACQUIRED BY DEED OR	
Parks, Playgrounds, Shade Trees	25,593.00	Total	379,065	FORECLOSURE	
Land Reclamation & Conservation	71,604.00			Balance January 1, 1991	2,850.00
Other Recreational Services	2,500.00	ISSUED AND OUTSTANDING		Transfers From Taxes or Liens	
EDUCATION (excluding schools)		School		Sale for Cash (1991)	
Libraries		Self-Liquidating		Cancelled, Abated or Adjusted (1991)	
Other Educational Services		Other	379,000.00	Balance December 31, 1991	2,850.00
STATUTORY EXPENDITURES		Total	379,000.00	CURRENT FINANCES DECEMBER 31, 1991	
Pensions & F. I. C. A.	261,714.00	EQUALIZED VALUATION BASIS		ASSETS	
Employee Fringe Benefits	185,000.00	FOR NET DEBT COMPUTATION	563,319,972	Cash Dec. 31, 1991	2,192,070.00
Other Statutory Expenditures		REAL PROPERTY VALUATIONS		Taxes Receivable	83,902.00
CETA And Other Public Employment Programs		Code Class # of Parcels % VAL'N		Tax Title Liens	3,094.00
MUNICIPAL FUNCTIONS TOTAL	2,709,340.00	1 Vacant Land 35 2.40	7,351,400.00	Foreclosed Property	2,850.00
CAPITAL IMPROVEMENTS * MEMO *	200,000.00	2 Residential 582 22.33	69,832,500.00	Emergencies & Other Deferred Charges	96,778.00
DEBT SERVICE		3 Farm		State and Federal Aid Receivable	2,582.00
Principal Payments	100,000.00	4a Commercial 28 6.43	19,672,000.00	Other Receivables	16,887.00
Interest Payments	16,334.00	4b Industrial 143 68.12	208,347,800.00	Total	2,398,163.00
DEFERRED CHARGES	43,117.00	4c Apartments 7 .21	649,500.00	LIABILITIES, RESERVES, AND SURPLUS	
SCHOOL, COUNTY, SPECIAL DISTRICT TAXES	4,294,086.41	Total 795	305,853,200.00	Cash Liabilities	1,193,003.00
RESERVE FOR UNCOLLECTED TAXES	151,596.00	Land Area 1.60 Sq. Miles		Reserves for Receivables	106,733.00
EXPENDITURES TOTAL	7,314,473.41	Net Valuation Taxable—Municipal	306,520,690	Surplus Dec. 31, 1991	1,098,427.00
		Net Valuation Taxable—County	589,030,507	Total	2,398,163.00
		State Equalized Valuation	527,637,166		
		State Equalization Ratio	58.04		

0322

Population 1980 15,596
 Population 1990 16,116
 S & P Rating
 Moody Rating AAA

General Tax Rate Per \$100.

2.30

State Equalized Tax Rate

2.05

MOORESTOWN TOWNSHIP - BURLINGTON CC

Form of Government
 Council-Manager Plan E (OMCL 50)
 Number of Members - 5

PER CAPITA:

Gross Debt 2,807.55
 Net Debt 855.79
 Debt Service 89.86
 Total Tax Levy 2,095.61
 Municipal Expenditures 722.43

PER CENT:

Gross Debt 3.08
 Net Debt .94
 Tax Levy Collected 94.36
 Tax Levy Cancelled, Abated or Adjusted .38

EXPENDITURES		REVENUES-REALIZED		1991 PROPERTY TAX	
GENERAL GOVERNMENT				STATE EQUALIZED TAX RATE	
Governing Body & Public Boards	18,650.00	1991 Property Taxes Collected		Local District School Taxes	1.17
Municipal Clerk		1991 Payments in Lieu of Taxes		Regional & Consolidated School Tax	
Financial Administration	69,077.00	Delinquent Tax & Lien Collections		School Taxes in Municipal Budget	
Assessment of Taxes	67,737.00	Business Personalty Replacement Taxes		County Taxes	.55
Collection of Taxes	83,352.00	Taxes from Public Utilities		County Library Taxes	
Planning, Housing & Development	30,646.00	Other Miscellaneous Tax Revenues		Local Municipal Purpose Taxes	.32
Human Resources	151,318.00	State Aid Revenues		Veteron & Senior Citizen Taxes	
Elections		Federal Aid Revenues		Total Taxes for Rate Computation	2.04
General Administration (other)	1,002,753.00	State and Local Fiscal Assistance Act Utilized		Special District Taxes	
JUDICIARY		Sale of Acquired Property		Bank Corp. Taxes	
Municipal Courts	197,440.00	Other Miscellaneous Revenues		Added and Omitted Taxes	
PUBLIC SAFETY		Total		Total Taxes Levied - ABSTRACT	
Fire Protection		Prior Years Surplus Appropriated		Total Taxes Billed	
Police Protection	1,947,516.00	REVENUES TOTAL		1991 TAXES COLLECTED	
Civil Defense & Disaster Control		Reserve For Uncollected Taxes		1991 Taxes Cancelled, Abated or Adjusted	
Environmental Inspection & Control	211,182.00	CAPITAL OUTLAY TOTAL		Transfer to Tax Title Liens or Foreclosed	
Other Public Safety				Balance Outstanding Dec. 31, 1991	
PUBLIC WORKS				PRIOR YEARS TAXES OUTSTANDING	
Streets and Drainage	961,622.00	Public Enterprises		Balance January 1, 1991	
Sewers and Sewage Processing	840,413.00	Recreation—Culture		Collected in 1991	
Garbage and Trash Disposal		Public Works		Cancelled, Abated or Adjusted 1991	
Public Buildings and Grounds	278,340.00	Buildings and Grounds		Transfers to Tax Title Liens or Foreclosed	
Other Public Works	135,231.00	Library and Education		Balance December 31, 1991	
HEALTH and WELFARE		Conservation		TAX TITLE LIENS OUTSTANDING	
Health Services Except Environmental		All Other		Balance January 1, 1991	
Welfare—Public Assistance	12,000.00	CAPITAL DEBT AUTHORIZED, DECEMBER 31, 1991		Transfer From Taxes	
Hospital, Clinics, First Aid		ISSUED AND UNISSUED		Redeemed in 1991	
Animal, Insect, & Rodent Control	9,500.00	GROSS DEBT		Cancelled, Abated or Adjusted (1991)	
Other Welfare Services	3,500.00	NET DEBT		Transfers to Foreclosed Property	
RECREATION and CONSERVATION				Balance December 31, 1991	
Beaches and Boardwalks		SCHOOL		PROPERTY ACQUIRED BY DEED OR	
Parks, Playgrounds, Shade Trees	295,562.00	Self-Liquidating		FORECLOSURE	
Land Reclamation & Conservation	1,600.00	Other		Balance January 1, 1991	
Other Recreational Services	352,628.00	Total		Transfers From Taxes or Liens	
EDUCATION (excluding schools)		ISSUED AND OUTSTANDING		Sale for Cash (1991)	
Libraries	671,670.00	SCHOOL		Cancelled, Abated or Adjusted (1991)	
Other Educational Services	2,000.00	Self-Liquidating		Balance December 31, 1991	
STATUTORY EXPENDITURES		Other		CURRENT FINANCES DECEMBER 31, 1991	
Pensions & F. L. C. A.	672,449.00	Total		ASSETS	
Employee Fringe Benefits	545,386.00	EQUALIZED VALUATION BASIS		Cash Dec. 31, 1991	
Other Statutory Expenditures		FOR NET DEBT COMPUTATION		Taxes Receivable	
CETA And Other Public Employment Programs		REAL PROPERTY VALUATIONS		Tax Title Liens	
MUNICIPAL FUNCTIONS TOTAL	8,561,622.00	Code Class # of Parcels % VAL'N		Foreclosed Property	
CAPITAL IMPROVEMENTS *MEMO*	45,000.00	ASSESSED VALUATION		Emergencies & Other Deferred Charges	
DEBT SERVICE		1 Vacant Land 558 3.10		State and Federal Aid Receivable	
Principal Payments	622,000.00	2 Residential 5074 64.20		Other Receivables	
Interest Payments	826,194.00	3 Farm 231 1.68		Total	
DEFERRED CHARGES	205,254.00	4a Commercial 223 19.11		LIABILITIES, RESERVES, AND SURPLUS	
SCHOOL, COUNTY, SPECIAL DISTRICT TAXES	27,548,739.57	4b Industrial 57 10.60		Cash Liabilities	
RESERVE FOR UNCOLLECTED TAXES	1,427,538.00	4c Apartments 13 1.29		Reserves for Receivables	
EXPENDITURES TOTAL	39,191,397.57	Total 6166		Surplus Dec. 31, 1991	
		Land Area 15.18 Sq. Miles		Total	
		Net Valuation Taxable-Municipal			
		Net Valuation Taxable-County			
		State Equalized Valuation			
		State Equalization Ratio			

1422
Population 1980 18,486
Population 1990 19,952
S & P Rating AA
Moody Rating AA

General Tax Rate Per \$100. 1.42
State Equalized Tax Rate 1.48

MORRIS TOWNSHIP - MORRIS COUNTY
Form of Government
Township Committee
Number of Members - 5

PER CAPITA:
Gross Debt 3,318.95
Net Debt 886.23
Debt Service 46.13
Total Tax Levy 2,003.18
Municipal Expenditures 818.28
PER CENT:
Gross Debt 2.44
Net Debt .65
Tax Levy Collected 96.74
Tax Levy Cancelled, Abated or Adjusted .77

EXPENDITURES		REVENUES-REALIZED		1991 PROPERTY TAX	
GENERAL GOVERNMENT				STATE EQUALIZED TAX RATE	
Governing Body & Public Boards	40,000.00	1991 Property Taxes Collected		Local District School Taxes	
Municipal Clerk	136,912.30	1991 Payments in Lieu of Taxes		Regional & Consolidated School Tax	
Financial Administration	264,259.62	Delinquent Tax & Lien Collections		School Taxes in Municipal Budget	
Assessment of Taxes	74,660.00	Business Personalty Replacement Taxes		County Taxes	
Collection of Taxes	66,100.00	Taxes from Public Utilities		County Library Taxes	
Planning, Housing & Development	145,897.00	Other Miscellaneous Tax Revenues		Local Municipal Purpose Taxes	
Human Resources	105,021.00	State Aid Revenues		Veteran & Senior Citizen Taxes	
Elections	10,077.00	Federal Aid Revenues		Total Taxes for Rate Computation	
General Administration (other)	1,717,450.00	State and Local Fiscal Assistance Act Utilized		Special District Taxes	
JUDICIARY		Sale of Acquired Property		Bank Corp. Taxes	
Municipal Courts	143,183.16	Other Miscellaneous Revenues		Added and Omitted Taxes	
PUBLIC SAFETY		Total		Total Taxes Levied - ABSTRACT	
Fire Protection	1,303,399.00	Prior Years Surplus Appropriated		Total Taxes Billed	
Police Protection	2,828,236.50	REVENUES TOTAL		1991 TAXES COLLECTED	
Civil Defense & Disaster Control	11,950.00	Reserve For Uncollected Taxes		1991 Taxes Cancelled, Abated or Adjusted	
Environmental Inspection & Control	285,400.00	CAPITAL OUTLAY TOTAL		Transfer to Tax Title Liens or Foreclosed	
Other Public Safety				Balance Outstanding Dec. 31, 1991	
PUBLIC WORKS				PRIOR YEARS TAXES OUTSTANDING	
Streets and Drainage	1,563,705.80	Public Enterprises		Balance January 1, 1991	
Sewers and Sewage Processing		Recreation-Culture		Collected in 1991	
Garbage and Trash Disposal	1,967,654.00	Public Works		Cancelled, Abated or Adjusted 1991	
Public Buildings and Grounds	76,980.00	Buildings and Grounds		Transfers to Tax Title Liens or Foreclosed	
Other Public Works		Library and Education		Balance December 31, 1991	
HEALTH and WELFARE		Conservation		TAX TITLE LIENS OUTSTANDING	
Health Services Except Environmental	172,360.00	All Other		Balance January 1, 1991	
Welfare-Public Assistance	52,800.00	CAPITAL DEBT AUTHORIZED, DECEMBER 31, 1991		Transfer From Taxes	
Hospital, Clinics, First Aid		ISSUED AND UNISSUED GROSS DEBT NET DEBT		Redeemed in 1991	
Animal, Insect, & Rodent Control	1,100.00	School		Cancelled, Abated or Adjusted (1991)	
Other Welfare Services		Self-Liquidating		Transfers to Foreclosed Property	
RECREATION and CONSERVATION		Other		Balance December 31, 1991	
Beaches and Boardwalks		Total		PROPERTY ACQUIRED BY DEED OR	
Parks, Playgrounds, Shade Trees	402,166.00	ISSUED AND OUTSTANDING		FORECLOSURE	
Land Reclamation & Conservation	32,896.55	School		Balance January 1, 1991	
Other Recreational Services	1,965.00	Self-Liquidating		Transfers From Taxes or Liens	
EDUCATION (excluding schools)		Other		Sale for Cash (1991)	
Libraries	679,550.07	Total		Cancelled, Abated or Adjusted (1991)	
Other Educational Services	3,200.00	EQUALIZED VALUATION BASIS		Balance December 31, 1991	
STATUTORY EXPENDITURES		FOR NET DEBT COMPUTATION		CURRENT FINANCES DECEMBER 31, 1991	
Pensions & F. I. C. A.	1,115,022.13	REAL PROPERTY VALUATIONS		ASSETS	
Employee Fringe Benefits	736,712.21	Code Class # of Parcels % VAL'N		Cash Dec. 31, 1991	
Other Statutory Expenditures		ASSESSED VALUATION		Taxes Receivable	
CETA And Other Public Employment Programs		1 Vacant Land 423 2.59		Tax Title Liens	
MUNICIPAL FUNCTIONS TOTAL	13,938,717.04	2 Residential 6499 66.88		Foreclosed Property	
CAPITAL IMPROVEMENTS *MEMO*	25,000.00	3 Farm 14 .04		Emergencies & Other Deferred Charges	
DEBT SERVICE		4a Commercial 123 20.02		State and Federal Aid Receivable	
Principal Payments	325,000.00	4b Industrial 23 9.43		Other Receivables	
Interest Payments	595,316.67	4c Apartments 3 1.02		Total	
DEFERRED CHARGES	41,465.33	Total 7085		LIABILITIES, RESERVES, AND SURPLUS	
SCHOOL, COUNTY, SPECIAL DISTRICT TAXES	29,713,898.33	Land Area 15.70 Sq. Miles		Cash Liabilities	
RESERVE FOR UNCOLLECTED TAXES	1,425,359.88	Net Valuation Taxable-Municipal		Reserves for Receivables	
EXPENDITURES TOTAL	46,045,257.75	Net Valuation Taxable-County		Surplus Dec. 31, 1991	
		State Equalized Valuation		Total	
		State Equalization Ratio			

1423

Population 1980 5,305
 Population 1990 5,219
 S & P Rating AA
 Moody Rating AA

General Tax Rate Per \$100.

State Equalized Tax Rate

3.64

1.39

MORRIS PLAINS BOROUGH - MORRIS CO.
 Form of Government
 Borough Council
 Number of Members - 6

PER CAPITA:

Gross Debt 787.22
 Net Debt 787.22
 Debt Service 131.54
 Total Tax Levy 2,709.04
 Municipal Expenditures 1,331.11

PER CENT:

Gross Debt .55
 Net Debt .55
 Tax Levy Collected 98.45
 Tax Levy Cancelled, Abated or Adjusted .25

EXPENDITURES		REVENUES-REALIZED		1991 PROPERTY TAX	
GENERAL GOVERNMENT				STATE EQUALIZED TAX RATE → .96	
Governing Body & Public Boards		1991 Property Taxes Collected	13,903,938.97	Local District School Taxes	7,109,064.00
Municipal Clerk		1991 Payments in Lieu of Taxes		Regional & Consolidated School Tax	
Financial Administration	151,758.00	Delinquent Tax & Lien Collections	158,738.71	School Taxes in Municipal Budget	
Assessment of Taxes	24,355.00	Business Personalty Replacement Taxes	244,213.88	County Taxes	2,023,449.58
Collection of Taxes	39,700.00	Taxes from Public Utilities	459,234.00	County Library Taxes	
Planning, Housing & Development	69,575.00	Other Miscellaneous Tax Revenues		Local Municipal Purpose Taxes	4,868,798.42
Human Resources	17,863.00	State Aid Revenues	189,113.55	Veteran & Senior Citizen Taxes	39,200.00
Elections	2,000.00	Federal Aid Revenues		Total Taxes for Rate Computation	14,041,112.00
General Administration (other)	440,405.00	State and Local Fiscal Assistance Act Utilized		Special District Taxes	
JUDICIARY		Sale of Acquired Property		Bank Corp. Taxes	
Municipal Courts	95,322.00	Other Miscellaneous Revenues	436,203.82	Added and Omitted Taxes	136,549.87
PUBLIC SAFETY		Total	15,389,442.93	Total Taxes Levied - ABSTRACT	14,138,461.87
Fire Protection	113,833.00	Prior Years Surplus Appropriated	706,000.00	Total Taxes Billed	14,122,767.76
Police Protection	1,115,599.00	REVENUES TOTAL	16,095,442.93	1991 TAXES COLLECTED	13,903,938.97
Civil Defense & Disaster Control	1,250.00	Reserve For Uncollected Taxes	703,680.42	1991 Taxes Cancelled, Abated or Adjusted	35,369.69
Environmental Inspection & Control	43,150.00	CAPITAL OUTLAY TOTAL	1,234,499,659.89	Transfer to Tax Title Liens or Foreclosed	2,653.56
Other Public Safety				Balance Outstanding Dec. 31, 1991	186,805.54
PUBLIC WORKS				PRIOR YEARS TAXES OUTSTANDING	
Streets and Drainage	667,225.00	Public Enterprises		Balance January 1, 1991	139,851.33
Sewers and Sewage Processing	1,331,060.00	Recreation—Culture		Collected in 1991	136,056.20
Garbage and Trash Disposal	503,800.00	Public Works	284,828.69	Cancelled, Abated or Adjusted 1991	103.04
Public Buildings and Grounds	101,550.00	Buildings and Grounds	165,137.20	Transfers to Tax Title Liens or Foreclosed	431.79
Other Public Works		Library and Education		Balance December 31, 1991	3,260.30
HEALTH and WELFARE		Conservation		TAX TITLE LIENS OUTSTANDING	
Health Services Except Environmental	25,175.00	All Other		Balance January 1, 1991	60,487.07
Welfare—Public Assistance	6,050.00			Transfer From Taxes	3,164.27
Hospital, Clinics, First Aid				Redeemed in 1991	22,682.51
Animal, Insect, & Rodent Control	3,510.00			Cancelled, Abated or Adjusted (1991)	
Other Welfare Services				Transfers to Foreclosed Property	22,714.93
RECREATION and CONSERVATION				Balance December 31, 1991	18,253.90
Beaches and Boardwalks				PROPERTY ACQUIRED BY DEED OR FORECLOSURE	
Parks, Playgrounds, Shade Trees	35,020.00			Balance January 1, 1991	176,115.17
Land Reclamation & Conservation				Transfers From Taxes or Liens	22,714.83
Other Recreational Services	71,100.00			Sale for Cash (1991)	
EDUCATION (excluding schools)				Cancelled, Abated or Adjusted (1991)	
Libraries	49,000.00			Balance December 31, 1991	198,830.00
Other Educational Services	1,500.00			CURRENT FINANCES DECEMBER 31, 1991	
STATUTORY EXPENDITURES				ASSETS	
Pensions & F. I. C. A.	337,393.00			Cash Dec. 31, 1991	1,779,203.84
Employee Fringe Benefits	210,000.00			Taxes Receivable	184,065.84
Other Statutory Expenditures				Tax Title Liens	18,253.90
CETA And Other Public Employment Programs				Foreclosed Property	198,830.00
MUNICIPAL FUNCTIONS TOTAL	5,556,888.00			Emergencies & Other Deferred Charges	
CAPITAL IMPROVEMENTS *MEMO*	55,000.00			State and Federal Aid Receivable	2,322.23
DEBT SERVICE				Other Receivables	35,957.57
Principal Payments	475,000.00			Total	2,218,633.38
Interest Payments	211,511.51			LIABILITIES, RESERVES, AND SURPLUS	
DEFERRED CHARGES				Cash Liabilities	737,360.19
SCHOOL, COUNTY, SPECIAL DISTRICT TAXES	9,133,113.58			Reserves for Receivables	437,107.21
RESERVE FOR UNCOLLECTED TAXES	703,680.42			Surplus Dec. 31, 1991	1,044,165.98
EXPENDITURES TOTAL	15,030,193.51			Total	2,218,633.38

1424

Population 1980 16,614
 Population 1990 16,189
 S & P Rating A+
 Moody Rating A1

General Tax Rate Per \$100. 1.99
 State Equalized Tax Rate 1.81

MORRISTOWN TOWN - MORRIS COUNTY
 Form of Government
 Mayor-Council Plan F (OMCL 50)
 Number of Members - 7

PER CAPITA:
 Gross Debt 673.35
 Net Debt 1,601.99
 Debt Service 235.41
 Total Tax Levy 1,636.06
 Municipal Expenditures 1,605.68

PER CENT:
 Gross Debt 11.74
 Net Debt 1.76
 Tax Levy Collected 95.80
 Tax Levy Cancelled, Abated or Adjusted

EXPENDITURES		REVENUES-REALIZED		1991 PROPERTY TAX	
GENERAL GOVERNMENT				STATE EQUALIZED TAX RATE →	
Governing Body & Public Boards	59,638.00	1991 Property Taxes Collected	25,374,964.00	Local District School Taxes	
Municipal Clerk	327,207.00	1991 Payments in Lieu of Taxes		Regional & Consolidated School Tax	.86 12,583,317.57
Financial Administration	2,218,758.00	Delinquent Tax & Lien Collections	880,962.00	School Taxes in Municipal Budget	
Assessment of Taxes	204,363.00	Business Personalty Replacement Taxes	510,829.00	County Taxes	.29 4,275,036.81
Collection of Taxes	294,818.00	Taxes from Public Utilities	2,062,494.00	County Library Taxes	
Planning, Housing & Development	227,200.00	Other Miscellaneous Tax Revenues		Local Municipal Purpose Taxes	.66 9,626,279.00
Human Resources	233,569.00	State Aid Revenues	685,402.00	Veteran & Senior Citizen Taxes	
Elections	25,361.00	Federal Aid Revenues		Total Taxes for Rate Computation	1.81 26,540,033.38
General Administration (other)	1,883,371.00	State and Local Fiscal Assistance Act Utilized		Special District Taxes	
JUDICIARY		Sale of Acquired Property		Bank Corp. Taxes	
Municipal Courts	605,309.00	Other Miscellaneous Revenues	10,344,152.00	Added and Omitted Taxes	1,475.00
PUBLIC SAFETY		Total	39,858,803.00	Total Taxes Levied - ABSTRACT	26,486,108.38
Fire Protection	1,652,193.00	Prior Years Surplus Appropriated	2,467,117.00	Total Taxes Billed	26,486,108.00
Police Protection	3,339,506.00	REVENUES TOTAL	42,325,920.00	1991 TAXES COLLECTED	25,374,964.00
Civil Defense & Disaster Control	1,000.00	Reserve For Uncollected Taxes	1,302,816.00	1991 Taxes Cancelled, Abated or Adjusted	
Environmental Inspection & Control	212,723.00	CAPITAL OUTLAY TOTAL	26,622,625.00	Transfer to Tax Title Liens or Foreclosed	
Other Public Safety				Balance Outstanding Dec. 31, 1991	1,111,144.00
PUBLIC WORKS				PRIOR YEARS TAXES OUTSTANDING	
Streets and Drainage	951,597.00	Public Enterprises		Balance January 1, 1991	1,169,835.00
Sewers and Sewage Processing	1,337,153.00	Recreation-Culture		Collected in 1991	825,076.00
Garbage and Trash Disposal	2,196,891.00	Public Works	25,959,064.00	Cancelled, Abated or Adjusted 1991	
Public Buildings and Grounds	607,200.00	Buildings and Grounds	663,561.00	Transfers to Tax Title Liens or Foreclosed	61,937.00
Other Public Works	124,485.00	Library and Education		Balance December 31, 1991	282,822.00
HEALTH and WELFARE		Conservation		TAX TITLE LIENS OUTSTANDING	
Health Services Except Environmental	204,972.00	All Other		Balance January 1, 1991	153,204.00
Welfare-Public Assistance	154,880.00	CAPITAL DEBT AUTHORIZED, DECEMBER 31, 1991		Transfer From Taxes	
Hospital, Clinics, First Aid		ISSUED AND UNISSUED		Redeemed in 1991	55,886.00
Animal, Insect, & Rodent Control	36,015.00	School	4,957,327	Cancelled, Abated or Adjusted (1991)	
Other Welfare Services	81,298.00	Self-Liquidating	74,545,303	Transfers to Foreclosed Property	
RECREATION and CONSERVATION		Other	93,287,684	Balance December 31, 1991	97,318.00
Beaches and Boardwalks		Total	172,790,814	PROPERTY ACQUIRED BY DEED OR FORECLOSURE	
Parks, Playgrounds, Shade Trees	392,214.00	ISSUED AND OUTSTANDING		Balance January 1, 1991	113,100.00
Land Reclamation & Conservation	9,700.00	School		Transfers From Taxes or Liens	
Other Recreational Services	496,428.00	Self-Liquidating	10,305,160.00	Sale for Cash (1991)	
EDUCATION (excluding schools)		Other	79,489,919.00	Cancelled, Abated or Adjusted (1991)	
Libraries	355,560.00	Total	89,795,079.00	Balance December 31, 1991	113,100.00
Other Educational Services		EQUALIZED VALUATION BASIS FOR NET DEBT COMPUTATION	1,471,776,171	CURRENT FINANCES DECEMBER 31, 1991	
STATUTORY EXPENDITURES		REAL PROPERTY VALUATIONS		ASSETS	
Pensions & F. I. C. A.	1,286,377.00	Code Class # of Parcels % VAL'N		Cash Dec. 31, 1991	7,351,699.00
Employee Fringe Benefits	1,133,036.00	1 Vacant Land 125 .92	11,890,300.00	Taxes Receivable	1,393,966.00
Other Statutory Expenditures	25,000.00	2 Residential 3161 44.33	5,816,614,900.00	Tax Title Liens	97,318.00
CETA And Other Public Employment Programs		3 Farm		Foreclosed Property	113,100.00
MUNICIPAL FUNCTIONS TOTAL	20,723,372.00	4a Commercial 554 45.42	5,892,333,125.00	Emergencies & Other Deferred Charges	
CAPITAL IMPROVEMENTS *MEMO*		4b Industrial 14 1.22	15,856,000.00	State and Federal Aid Receivable	
DEBT SERVICE		4c Apartments 53 7.62	98,328,200.00	Other Receivables	1,142,771.00
Principal Payments	1,285,415.00	Total 3912	1,297,422,525.00	Total	10,104,854.00
Interest Payments	2,525,635.00	Land Area 2.86 Sq. Miles		LIABILITIES, RESERVES, AND SURPLUS	
DEFERRED CHARGES	152,000.00	Net Valuation Taxable-Municipal	1,331,214,561	Cash Liabilities	2,752,349.00
SCHOOL COUNTY, SPECIAL DISTRICT TAXES	16,858,354.38	Net Valuation Taxable-County	1,598,123,539	Reserves for Receivables	2,718,190.00
RESERVE FOR UNCOLLECTED TAXES	1,302,316.00	State Equalized Valuation	1,463,609,900	Surplus Dec. 31, 1991	4,628,315.00
EXPENDITURES TOTAL	42,852,552.38	State Equalization Ratio	90.75	Total	10,104,854.00

1426
Population 1980 4,251
Population 1990 3,630
S & P Rating
Moody Rating

General Tax Rate Per \$100. 2.28
State Equalized Tax Rate 2.32

MOUNT ARLINGTON BORO. - MORRIS CO.
Form of Government
Borough Council
Number of Members - 6

PER CAPITA:
Gross Debt 335.53
Net Debt 262.80
Debt Service 29.83
Total Tax Levy 1,381.21
Municipal Expenditures 680.36
PER CENT:
Gross Debt .56
Net Debt .44
Tax Levy Collected 90.63
Tax Levy Cancelled, Abated or Adjusted 1.73

EXPENDITURES		REVENUES-REALIZED		1991 PROPERTY TAX	
GENERAL GOVERNMENT				STATE EQUALIZED TAX RATE 1.43	
Governing Body & Public Boards		1991 Property Taxes Collected	4,560,196.66	Local District School Taxes	3,102,711.00
Municipal Clerk		1991 Payments in Lieu of Taxes		Regional & Consolidated School Tax	
Financial Administration	17,065.00	Delinquent Tax & Lien Collections	318,564.09	School Taxes in Municipal Budget	
Assessment of Taxes	16,248.00	Business Personalty Replacement Taxes	18,030.52	County Taxes	602,691.36
Collection of Taxes	32,634.00	Taxes from Public Utilities	139,567.00	County Library Taxes	
Planning, Housing & Development	30,399.00	Other Miscellaneous Tax Revenues		Local Municipal Purpose Taxes	1,306,004.80
Human Resources	43,373.01	State Aid Revenues	181,271.42	Veteran & Senior Citizen Taxes	21,800.00
Elections	1,000.00	Federal Aid Revenues		Total Taxes for Rate Computation	5,033,207.66
General Administration (other)	414,425.00	State and Local Fiscal Assistance Act Utilized		Special District Taxes	
JUDICIARY		Sale of Acquired Property		Bank Corp. Taxes	
Municipal Courts	45,927.00	Other Miscellaneous Revenues	326,322.57	Added and Omitted Taxes	2,369.49
PUBLIC SAFETY		Total	5,593,952.26	Total Taxes Levied - ABSTRACT	5,013,777.15
Fire Protection	81,904.00	Prior Years Surplus Appropriated	115,000.00	Total Taxes Billed	5,031,761.55
Police Protection	408,637.47	REVENUES TOTAL	5,708,952.26	1991 TAXES COLLECTED	4,560,196.66
Civil Defense & Disaster Control	2,525.00	Reserve For Uncollected Taxes	484,296.35	1991 Taxes Cancelled, Abated or Adjusted	86,994.75
Environmental Inspection & Control	32,991.00	CAPITAL OUTLAY TOTAL	235,781.97	Transfer to Tax Title Liens or Foreclosed	103,284.26
Other Public Safety				Balance Outstanding Dec. 31, 1991	283,655.33
PUBLIC WORKS				PRIOR YEARS TAXES OUTSTANDING	
Streets and Drainage	192,072.00	Public Enterprises		Balance January 1, 1991	350,856.16
Sewers and Sewage Processing	2,500.00	Recreation-Culture	8,129.70	Collected in 1991	312,816.06
Garbage and Trash Disposal	237,442.00	Public Works	91,747.88	Cancelled, Abated or Adjusted 1991	26.38
Public Buildings and Grounds	11,930.00	Buildings and Grounds	135,049.09	Transfers to Tax Title Liens or Foreclosed	38,013.72
Other Public Works	14,500.00	Library and Education		Balance December 31, 1991	
HEALTH and WELFARE		Conservation		TAX TITLE LIENS OUTSTANDING	
Health Services Except Environmental	22,007.00	All Other	855.30	Balance January 1, 1991	93,083.68
Welfare-Public Assistance	1,894.00	CAPITAL DEBT AUTHORIZED, DECEMBER 31, 1991		Transfer From Taxes	149,653.92
Hospital, Clinics, First Aid		ISSUED AND UNISSUED		Redeemed in 1991	5,748.03
Animal, Insect, & Rodent Control	3,748.00	School	264,000	Cancelled, Abated or Adjusted (1991)	
Other Welfare Services		Self-Liquidating		Transfers to Foreclosed Property	
RECREATION and CONSERVATION		Other	953,959	Balance December 31, 1991	236,989.57
Beaches and Boardwalks		Total	1,217,959	PROPERTY ACQUIRED BY DEED OR FORECLOSURE	
Parks, Playgrounds, Shade Trees	8,275.78	ISSUED AND OUTSTANDING		Balance January 1, 1991	158,300.00
Land Reclamation & Conservation		School	264,000.00	Transfers From Taxes or Liens	
Other Recreational Services	27,833.15	Self-Liquidating		Sale for Cash (1991)	
EDUCATION (excluding schools)		Other	873,600.00	Cancelled, Abated or Adjusted (1991)	
Libraries	74,351.09	Total	1,137,600.00	Balance December 31, 1991	158,300.00
Other Educational Services		EQUALIZED VALUATION BASIS		CURRENT FINANCES DECEMBER 31, 1991	
STATUTORY EXPENDITURES		FOR NET DEBT COMPUTATION	219,289,139	ASSETS	
Pensions & F. I. C. A.	114,580.00	REAL PROPERTY VALUATIONS		Cash Dec. 31, 1991	349,531.01
Employee Fringe Benefits		Code Class # of Parcels % VAL'N		Taxes Receivable	283,655.33
Other Statutory Expenditures		1 Vacant Land 133 5.11	11,243,100.00	Tax Title Liens	236,989.57
CETA And Other Public Employment Programs		2 Residential 1113 79.02	173,692,500.00	Foreclosed Property	158,300.00
MUNICIPAL FUNCTIONS TOTAL	1,838,311.50	3 Farm		Emergencies & Other Deferred Charges	74,700.00
CAPITAL IMPROVEMENTS * MEMO *	14,900.00	4a Commercial 35 11.95	26,266,400.00	State and Federal Aid Receivable	15,368.39
DEBT SERVICE		4b Industrial 1 .01	14,500.00	Other Receivables	19,724.32
Principal Payments	67,000.00	4c Apartments 8 3.91	8,605,300.00	Total	1,138,268.62
Interest Payments	41,292.48	Total	219,821,800.00	LIABILITIES, RESERVES, AND SURPLUS	
DEFERRED CHARGES	33,301.97	Land Area 2.25 Sq. Miles		Cash Liabilities	223,107.19
SCHOOL, COUNTY, SPECIAL DISTRICT TAXES	3,705,402.86	Net Valuation Taxable-Municipal	220,691,296	Reserves for Receivables	698,669.22
RESERVE FOR UNCOLLECTED TAXES	484,296.35	Net Valuation Taxable-County	224,994,142	Surplus Dec. 31, 1991	216,492.21
EXPENDITURES TOTAL	6,175,105.16	State Equalized Valuation	217,144,388	Total	1,138,268.62
		State Equalization Ratio	101.64		

0425
Population 1980 4,363
Population 1990 4,517
S & P Rating
Moody Rating BAA1

General Tax Rate Per \$100. 3.97
State Equalized Tax Rate 2.54

MOUNT EPHRAIM BORO. - CAMDEN CO.
Form of Government
Commission (1911)
Number of Members - 3

PER CAPITA:
Gross Debt 378.41
Net Debt 378.41
Debt Service 49.51
Total Tax Levy 933.69
Municipal Expenditures 516.11
PER CENT:
Gross Debt 1.09
Net Debt 1.09
Tax Levy Collected 96.15
Tax Levy Cancelled, Abated or Adjusted

EXPENDITURES		REVENUES-REALIZED		1991 PROPERTY TAX	
GENERAL GOVERNMENT		1991 Property Taxes Collected		STATE EQUALIZED TAX RATE	
Governing Body & Public Boards	2,000.00	1991 Payments in Lieu of Taxes		Local District School Taxes 1.04	
Municipal Clerk		Delinquent Tax & Lien Collections		Regional & Consolidated School Tax	
Financial Administration	117,755.30	Business Personalty Replacement Taxes		School Taxes in Municipal Budget	
Assessment of Taxes	5,890.00	Taxes from Public Utilities		County Taxes .83	
Collection of Taxes	33,622.00	Other Miscellaneous Tax Revenues		County Library Taxes .03	
Planning, Housing & Development	13,300.00	State Aid Revenues		Local Municipal Purpose Taxes .64	
Human Resources	57,999.00	Federal Aid Revenues		Veteran & Senior Citizen Taxes	
Elections		State and Local Fiscal Assistance Act Utilized		Total Taxes for Rate Computation 2.54	
General Administration (other)	174,306.00	Sale of Acquired Property		Special District Taxes	
JUDICIARY		Other Miscellaneous Revenues		Bank Corp. Taxes	
Municipal Courts	63,354.14	Total		Added and Omitted Taxes	
PUBLIC SAFETY		Prior Years Surplus Appropriated		Total Taxes Levied - ABSTRACT	
Fire Protection	50,376.00	REVENUES TOTAL		Total Taxes Billed	
Police Protection	440,847.99	Reserve For Uncollected Taxes		1991 TAXES COLLECTED	
Civil Defense & Disaster Control	3,500.00	CAPITAL OUTLAY TOTAL		1991 Taxes Cancelled, Abated or Adjusted	
Environmental Inspection & Control	20,100.00	Public Enterprises		Transfer to Tax Title Liens or Foreclosed	
Other Public Safety		Recreation-Culture		Balance Outstanding Dec. 31, 1991	
PUBLIC WORKS		Public Works		PRIOR YEARS TAXES OUTSTANDING	
Streets and Drainage	152,182.31	Buildings and Grounds		Balance January 1, 1991	
Sewers and Sewage Processing	66,172.00	Library and Education		Collected in 1991	
Garbage and Trash Disposal	294,700.00	Conservation		Cancelled, Abated or Adjusted 1991	
Public Buildings and Grounds	49,380.00	All Other		Transfers to Tax Title Liens or Foreclosed	
Other Public Works	3,500.00	CAPITAL DEBT AUTHORIZED, DECEMBER 31, 1991		Balance December 31, 1991	
HEALTH and WELFARE		ISSUED AND UNISSUED		TAX TITLE LIENS OUTSTANDING	
Health Services Except Environmental	100.00	GROSS DEBT		Balance January 1, 1991	
Welfare-Public Assistance	27,100.00	NET DEBT		Transfer From Taxes	
Hospital, Clinics, First Aid		School		Redeemed in 1991	
Animal, Insect, & Rodent Control		Self-Liquidating		Cancelled, Abated or Adjusted (1991)	
Other Welfare Services		Other		Transfers to Foreclosed Property	
RECREATION and CONSERVATION		Total		Balance December 31, 1991	
Beaches and Boardwalks		ISSUED AND OUTSTANDING		PROPERTY ACQUIRED BY DEED OR	
Parks, Playgrounds, Shade Trees	3,500.00	School		FORECLOSURE	
Land Reclamation & Conservation	7,351.90	Self-Liquidating		Balance January 1, 1991	
Other Recreational Services	1,200.00	Other		Transfers From Taxes or Liens	
EDUCATION (excluding schools)		Total		Sale for Cash (1991)	
Libraries	5,136.00	EQUALIZED VALUATION BASIS		Cancelled, Abated or Adjusted (1991)	
Other Educational Services		FOR NET DEBT COMPUTATION		Balance December 31, 1991	
STATUTORY EXPENDITURES		REAL PROPERTY VALUATIONS		CURRENT FINANCES DECEMBER 31, 1991	
Pensions & F. L. C. A.	120,000.00	Code Class # of Parcels % VAL'N		ASSETS	
Employee Fringe Benefits	125,556.74	1 Vacant Land 74 .79		Cash Dec. 31, 1991	
Other Statutory Expenditures		2 Residential 1553 80.91		Taxes Receivable	
CETA And Other Public Employment Programs		3 Farm 100 14.90		Tax Title Liens	
MUNICIPAL FUNCTIONS TOTAL	1,838,929.08	4a Commercial 3 .57		Foreclosed Property	
CAPITAL IMPROVEMENTS * MEMO *	3,550.00	4b Industrial 9 2.93		Emergencies & Other Deferred Charges	
DEBT SERVICE		Total 1739		State and Federal Aid Receivable	
Principal Payments	110,000.00	Land Area .90 Sq. Miles		Other Receivables	
Interest Payments	113,650.48	Net Valuation Taxable-Municipal		Total	
DEFERRED CHARGES	12,000.00	Net Valuation Taxable-County		LIABILITIES, RESERVES, AND SURPLUS	
SCHOOL, COUNTY, SPECIAL DISTRICT TAXES	3,145,838.57	State Equalized Valuation		Cash Liabilities	
RESERVE FOR UNCOLLECTED TAXES	256,711.28	State Equalization Ratio		Reserves for Receivables	
EXPENDITURES TOTAL	5,477,129.41			Surplus Dec. 31, 1991	

0323
 Population 1980 10,818
 Population 1990 10,639
 S & P Rating
 Moody Rating BAA1

General Tax Rate Per \$100.
 2.85
 State Equalized Tax Rate
 2.67

MOUNT HOLLY TWP. - BURLINGTON CO.
 Form of Government
 Council-Manager Plan A (OMCL 50)
 Number of Members - 5

PER CAPITA:
 Gross Debt 333.31
 Net Debt 270.67
 Debt Service 24.98
 Total Tax Levy 894.27
 Municipal Expenditures 480.03
 PER CENT:
 Gross Debt 1.10
 Net Debt .89
 Tax Levy Collected 93.50
 Tax Levy Cancelled, Abated or Adjusted 1.52

EXPENDITURES		REVENUES-REALIZED		1991 PROPERTY TAX	
GENERAL GOVERNMENT				STATE EQUALIZED TAX RATE	
Governing Body & Public Boards		1991 Property Taxes Collected		Local District School Taxes	1.05
Municipal Clerk	46,305.00	1991 Payments in Lieu of Taxes		Regional & Consolidated School Tax	.44
Financial Administration	112,541.00	Delinquent Tax & Lien Collections		School Taxes in Municipal Budget	
Assessment of Taxes	43,452.00	Business Personalty Replacement Taxes		County Taxes	.54
Collection of Taxes	59,780.00	Taxes from Public Utilities		County Library Taxes	.03
Planning, Housing & Development	13,663.00	Other Miscellaneous Tax Revenues		Local Municipal Purpose Taxes	.61
Human Resources	175,365.00	State Aid Revenues		Veteran & Senior Citizen Taxes	
Elections	3,745.00	Federal Aid Revenues		Total Taxes for Rate Computation	2.67
General Administration (other)	528,935.00	State and Local Fiscal Assistance Act Utilized		Special District Taxes	
JUDICIARY		Sale of Acquired Property		Bank Corp. Taxes	
Municipal Courts	117,566.17	Other Miscellaneous Revenues		Added and Omitted Taxes	
PUBLIC SAFETY		Total		Total Taxes Levied - ABSTRACT	29,074.39
Fire Protection	127,450.00	Prior Years Surplus Appropriated		Total Taxes Billed	9,514,182.99
Police Protection	1,143,694.22	REVENUES TOTAL		1991 TAXES COLLECTED	8,903,560.82
Civil Defense & Disaster Control		Reserve For Uncollected Taxes		1991 Taxes Cancelled, Abated or Adjusted	144,697.09
Environmental Inspection & Control	21,712.00	CAPITAL OUTLAY TOTAL		Transfer to Tax Title Liens or Foreclosed	85,231.67
Other Public Safety				Balance Outstanding Dec. 31, 1991	388,808.77
PUBLIC WORKS				PRIOR YEARS TAXES OUTSTANDING	
Streets and Drainage	428,555.00	Public Enterprises		Balance January 1, 1991	399,136.10
Sewers and Sewage Processing		Recreation—Culture		Collected in 1991	354,207.29
Garbage and Trash Disposal	556,193.00	Public Works		Cancelled, Abated or Adjusted 1991	712.99
Public Buildings and Grounds	94,553.00	Buildings and Grounds		Transfers to Tax Title Liens or Foreclosed	31,902.26
Other Public Works		Library and Education		Balance December 31, 1991	12,313.56
HEALTH and WELFARE		Conservation		TAX TITLE LIENS OUTSTANDING	
Health Services Except Environmental	27,116.00	All Other		Balance January 1, 1991	42,831.98
Welfare—Public Assistance	48,535.00	CAPITAL DEBT AUTHORIZED, DECEMBER 31, 1991		Transfer From Taxes	123,685.41
Hospital, Clinics, First Aid		ISSUED AND UNISSUED GROSS DEBT NET DEBT		Redeemed in 1991	25,621.43
Animal, Insect, & Rodent Control		School 666,345		Cancelled, Abated or Adjusted (1991)	
Other Welfare Services		Self-Liquidating		Transfers to Foreclosed Property	4,174.67
RECREATION and CONSERVATION		Other 2,879,705		Balance December 31, 1991	136,721.29
Beaches and Boardwalks		Total 3,546,050		PROPERTY ACQUIRED BY DEED OR	
Parks, Playgrounds, Shade Trees	9,350.00	ISSUED AND OUTSTANDING		FORECLOSURE	
Land Reclamation & Conservation		School 666,345.55		Balance January 1, 1991	109,405.00
Other Recreational Services	9,500.00	Self-Liquidating		Transfers From Taxes or Liens	4,174.67
EDUCATION (excluding schools)		Other 2,879,705.00		Sale for Cash (1991)	
Libraries	30,000.00	Total 3,546,050.55		Cancelled, Abated or Adjusted (1991)	64,425.33
Other Educational Services	750.00	EQUALIZED VALUATION BASIS		Balance December 31, 1991	49,154.34
STATUTORY EXPENDITURES		FOR NET DEBT COMPUTATION		CURRENT FINANCES DECEMBER 31, 1991	
Pensions & F. L. C. A.	302,835.00	REAL PROPERTY VALUATIONS		ASSETS	
Employee Fringe Benefits	293,500.00	Code Class # of Parcels % VAL'N ASSESSED VALUATION		Cash Dec. 31, 1991	1,155,319.82
Other Statutory Expenditures	9,500.00	1 Vacant Land 308 2.77 8,903,100.00		Taxes Receivable	401,122.33
CETA And Other Public Employment Programs		2 Residential 3155 78.07 251,363,100.00		Tax Title Liens	136,721.29
MUNICIPAL FUNCTIONS TOTAL	4,204,595.39	3 Farm 3 14,500.00		Foreclosed Property	49,154.34
CAPITAL IMPROVEMENTS *MEMO*	123,000.00	4a Commercial 217 15.09 48,600,800.00		Emergencies & Other Deferred Charges	62,981.60
DEBT SERVICE		4b Industrial 14 1.72 5,545,200.00		State and Federal Aid Receivable	71,863.72
Principal Payments	145,000.00	4c Apartments 16 2.35 7,551,900.00		Other Receivables	213,706.06
Interest Payments	120,793.95	Total 3713 321,973,600.00		Total	2,090,869.16
DEFERRED CHARGES	48,959.34	Land Area 2.91 Sq. Miles		LIABILITIES, RESERVES, AND SURPLUS	
SCHOOL COUNTY, SPECIAL DISTRICT TAXES	7,309,636.60	Net Valuation Taxable-Municipal		Cash Liabilities	496,593.11
RESERVE FOR UNCOLLECTED TAXES	587,671.74	Net Valuation Taxable-County		Reserves for Receivables	800,704.02
EXPENDITURES TOTAL	12,416,657.03	State Equalized Valuation		Surplus Dec. 31, 1991	793,572.03
		State Equalization Ratio 93.85		Total	2,090,869.16

0324
Population 1980 17,614
Population 1990 30,270
S & P Rating
Moody Rating A1

General Tax Rate Per \$100. 2.49
State Equalized Tax Rate 1.85

MOUNT LAUREL TWP. - BURLINGTON CO.
Form of Government
Council-Manager Plan E (OMCL 50)
Number of Members - 5

PER CAPITA:
Gross Debt 1,067.98
Net Debt 356.94
Debt Service 59.42
Total Tax Levy 1,465.87
Municipal Expenditures 497.12

PER CENT:
Gross Debt 1.50
Net Debt .50
Tax Levy Collected 94.95
Tax Levy Cancelled, Abated or Adjusted 1.10

EXPENDITURES		REVENUES-REALIZED		1991 PROPERTY TAX	
GENERAL GOVERNMENT		1991 Property Taxes Collected		STATE EQUALIZED TAX RATE	
Governing Body & Public Boards	40,745.00	1991 Payments in Lieu of Taxes		Local District School Taxes	18,725,541.00
Municipal Clerk	120,664.00	Delinquent Tax & Lien Collections		Regional & Consolidated School Tax	5,563,743.51
Financial Administration	208,608.00	Business Personalty Replacement Taxes		School Taxes in Municipal Budget	
Assessment of Taxes	127,974.00	Taxes from Public Utilities		County Taxes	12,663,512.64
Collection of Taxes	64,813.00	Other Miscellaneous Tax Revenues		County Library Taxes	
Planning, Housing & Development	150,809.00	State Aid Revenues		Local Municipal Purpose Taxes	4,900,000.00
Human Resources	98,035.00	Federal Aid Revenues		Veteran & Senior Citizen Taxes	175,550.00
Elections		State and Local Fiscal Assistance Act Utilized		Total Taxes for Rate Computation	42,028,347.15
General Administration (other)	889,750.00	Sale of Acquired Property		Special District Taxes	1,470,221.30
JUDICIARY		Other Miscellaneous Revenues		Bank Corp. Taxes	
Municipal Courts	160,801.30	Prior Years Surplus Appropriated		Added and Omitted Taxes	1,049,005.43
PUBLIC SAFETY		REVENUES TOTAL		Total Taxes Levied - ABSTRACT	44,372,023.88
Fire Protection	1,500.00	Reserve For Uncollected Taxes		Total Taxes Billed	44,475,867.71
Police Protection	2,539,940.50	CAPITAL OUTLAY TOTAL		1991 TAXES COLLECTED	42,229,301.16
Civil Defense & Disaster Control	820.00	Public Enterprises		1991 Taxes Cancelled, Abated or Adjusted	488,221.59
Environmental Inspection & Control	362,200.00	Recreation—Culture		Transfer to Tax Title Liens or Foreclosed	123,002.83
Other Public Safety		Public Works		Balance Outstanding Dec. 31, 1991	1,635,342.13
PUBLIC WORKS		Buildings and Grounds		PRIOR YEARS TAXES OUTSTANDING	
Streets and Drainage	777,740.00	Library and Education		Balance January 1, 1991	2,714,063.19
Sewers and Sewage Processing		Conservation		Collected in 1991	2,263,666.43
Garbage and Trash Disposal	1,247,080.00	All Other		Cancelled, Abated or Adjusted 1991	19,481.40
Public Buildings and Grounds	228,576.00	CAPITAL DEBT AUTHORIZED, DECEMBER 31, 1991		Transfers to Tax Title Liens or Foreclosed	70,934.90
Other Public Works	397,500.00	ISSUED AND UNISSUED		Balance December 31, 1991	359,980.46
HEALTH and WELFARE		SCHOOL		TAX TITLE LIENS OUTSTANDING	
Health Services Except Environmental	5,165.00	GROSS DEBT		Balance January 1, 1991	550,232.73
Welfare-Public Assistance	19,740.00	NET DEBT		Transfer From Taxes	203,552.78
Hospital, Clinics, First Aid		Self-Liquidating		Redeemed in 1991	288,218.40
Animal, Insect, & Rodent Control	1,200.00	Other		Cancelled, Abated or Adjusted (1991)	104.53
Other Welfare Services		Total		Transfers to Foreclosed Property	
RECREATION and CONSERVATION		EQUIALIZED VALUATION BASIS		Balance December 31, 1991	465,462.58
Beaches and Boardwalks		FOR NET DEBT COMPUTATION		PROPERTY ACQUIRED BY DEED OR	
Parks, Playgrounds, Shade Trees	389,069.00	REAL PROPERTY VALUATIONS		FORECLOSURE	
Land Reclamation & Conservation	400.00	Code Class # of Parcels % VAL'N		Balance January 1, 1991	2,696,040.00
Other Recreational Services		ASSESSED VALUATION		Transfers From Taxes or Liens	
EDUCATION (excluding schools)		1 Vacant Land 1935 5.37		Sale for Cash (1991)	
Libraries	432,571.00	2 Residential 11284 62.11		Cancelled, Abated or Adjusted (1991)	
Other Educational Services		3 Farm 213 .86		Balance December 31, 1991	2,696,040.00
STATUTORY EXPENDITURES		4a Commercial 302 24.29		CURRENT FINANCES DECEMBER 31, 1991	
Pensions & F. L. C. A.	798,408.78	4b Industrial 51 6.14		ASSETS	
Employee Fringe Benefits	766,641.00	4c Apartments 6 1.24		Cash Dec. 31, 1991	9,453,522.53
Other Statutory Expenditures	1,000.00	Total 13791		Taxes Receivable	1,995,322.59
CETA And Other Public Employment Programs		Land Area 22.15 Sq. Miles		Tax Title Liens	465,462.58
MUNICIPAL FUNCTIONS TOTAL	9,831,750.58	Net Valuation Taxable-Municipal		Foreclosed Property	2,696,040.00
CAPITAL IMPROVEMENTS *MEMO*	83,000.00	Net Valuation Taxable-County		Emergencies & Other Deferred Charges	27,541.30
DEBT SERVICE		State Equalized Valuation		State and Federal Aid Receivable	29,504.92
Principal Payments	970,000.00	State Equalization Ratio		Other Receivables	8,394,422.09
Interest Payments	823,617.00			Total	23,061,816.01
DEFERRED CHARGES	34,017.63			LIABILITIES, RESERVES, AND SURPLUS	
SCHOOL, COUNTY, SPECIAL DISTRICT TAXES	38,423,018.45			Cash Liabilities	5,869,267.60
RESERVE FOR UNCOLLECTED TAXES	3,383,463.54			Reserves for Receivables	13,551,247.26
EXPENDITURES TOTAL	53,470,867.20			Surplus Dec. 31, 1991	3,641,301.15
				Total	23,061,816.01

1427

Population 1980 18,748
 Population 1990 21,282
 S & P Rating
 Moody Rating AAA

General Tax Rate Per \$100.

4.75

State Equalized Tax Rate

2.46

MOUNT OLIVE TOWNSHIP - MORRIS CO.

Form of Government

Mayor-Council Plan E (OMCL 50)

Number of Members - 5

PER CAPITA:

Gross Debt 904.14
 Net Debt 705.12
 Debt Service 79.21
 Total Tax Levy 1,492.47
 Municipal Expenditures 568.25

PER CENT:

Gross Debt 1.41
 Net Debt 1.10
 Tax Levy Collected 94.37
 Tax Levy Cancelled, Abated or Adjusted 1.18

EXPENDITURES		REVENUES-REALIZED		1991 PROPERTY TAX	
GENERAL GOVERNMENT				STATE EQUALIZED TAX RATE 1.56	
Governing Body & Public Boards	55,562.00	1991 Property Taxes Collected	30,078,494.88	Local District School Taxes	19,386,944.00
Municipal Clerk	77,937.00	1991 Payments in Lieu of Taxes		Regional & Consolidated School Tax	
Financial Administration	158,020.00	Delinquent Tax & Lien Collections	951,585.48	School Taxes in Municipal Budget	
Assessment of Taxes	110,234.00	Business Personalty Replacement Taxes	39,289.72	County Taxes	3,873,504.82
Collection of Taxes	74,274.00	Taxes from Public Utilities	1,189,302.00	County Library Taxes	
Planning, Housing & Development	180,132.00	Other Miscellaneous Tax Revenues	1,049,594.69	Local Municipal Purpose Taxes	7,234,423.62
Human Resources	127,540.00	State Aid Revenues		Veteran & Senior Citizen Taxes	84,750.00
Elections	5,700.00	Federal Aid Revenues		Total Taxes for Rate Computation	30,579,622.44
General Administration (other)	1,483,654.14	State and Local Fiscal Assistance Act Utilized		Special District Taxes	978,217.00
JUDICIARY		Sale of Acquired Property		Bank Corp. Taxes	
Municipal Courts	204,385.25	Other Miscellaneous Revenues	2,511,873.42	Added and Omitted Taxes	289,596.27
PUBLIC SAFETY		Total	35,870,140.19	Total Taxes Levied - ABSTRACT	31,762,685.71
Fire Protection	148,488.00	Prior Years Surplus Appropriated		Total Taxes Billed	31,871,910.93
Police Protection	2,290,408.17	REVENUES TOTAL	35,870,140.19	1991 TAXES COLLECTED	30,078,494.88
Civil Defense & Disaster Control	9,230.00	Reserve For Uncollected Taxes	1,757,000.00	1991 Taxes Cancelled, Abated or Adjusted	374,901.24
Environmental Inspection & Control	137,141.00	CAPITAL OUTLAY TOTAL	407,366.52	Transfer to Tax Title Liens or Foreclosed	336,898.13
Other Public Safety				Balance Outstanding Dec. 31, 1991	1,081,616.68
PUBLIC WORKS				PRIOR YEARS TAXES OUTSTANDING	
Streets and Drainage	699,256.00	Public Enterprises		Balance January 1, 1991	947,354.77
Sewers and Sewage Processing	254,000.00	Recreation-Culture	34,732.48	Collected in 1991	650,725.93
Garbage and Trash Disposal		Public Works	170,812.52	Cancelled, Abated or Adjusted 1991	24,417.27
Public Buildings and Grounds	314,126.00	Buildings and Grounds	201,821.52	Transfers to Tax Title Liens or Foreclosed	206,502.04
Other Public Works	224,273.00	Library and Education		Balance December 31, 1991	65,709.53
HEALTH and WELFARE		Conservation		TAX TITLE LIENS OUTSTANDING	
Health Services Except Environmental	286,058.38	All Other		Balance January 1, 1991	793,748.75
Welfare-Public Assistance	32,576.00			Transfer From Taxes	576,718.42
Hospital, Clinics, First Aid		CAPITAL DEBT AUTHORIZED, DECEMBER 31, 1991		Redeemed in 1991	300,859.55
Animal, Insect, & Rodent Control	49,583.37	ISSUED AND UNISSUED		Cancelled, Abated or Adjusted (1991)	1,574.34
Other Welfare Services		School	3,842,000.00	Transfers to Foreclosed Property	12,276.47
RECREATION and CONSERVATION		Self-Liquidating		Balance December 31, 1991	1,055,756.81
Beaches and Boardwalks	6,275.00	Other	15,399,984	PROPERTY ACQUIRED BY DEED OR FORECLOSURE	
Parks, Playgrounds, Shade Trees		Total	19,241,984	Balance January 1, 1991	904,618.53
Land Reclamation & Conservation	325.00	ISSUED AND OUTSTANDING		Transfers From Taxes or Liens	12,276.47
Other Recreational Services	98,874.00	School	3,842,000.00	Sale for Cash (1991)	
EDUCATION (excluding schools)		Self-Liquidating		Cancelled, Abated or Adjusted (1991)	
Libraries	457,468.00	Other	14,250,049.28	Balance December 31, 1991	916,895.00
Other Educational Services		Total	18,092,049.28	CURRENT FINANCES DECEMBER 31, 1991	
STATUTORY EXPENDITURES		EQUALIZED VALUATION BASIS FOR NET DEBT COMPUTATION	1,364,543,685	ASSETS	
Pensions & F. I. C. A.	675,557.00	REAL PROPERTY VALUATIONS		Cash Dec. 31, 1991	9,060,252.41
Employee Fringe Benefits	449,840.00	Code Class # of Parcels % VALN		Taxes Receivable	1,147,326.21
Other Statutory Expenditures		1 Vacant Land 1017 9.53	60,992,065.00	Tax Title Liens	1,055,756.81
CETA And Other Public Employment Programs		2 Residential 4538 57.03	365,025,000.00	Foreclosed Property	916,895.00
MUNICIPAL FUNCTIONS TOTAL	8,610,982.31	3 Farm 120 .85	5,440,664.00	Emergencies & Other Deferred Charges	110,350.00
CAPITAL IMPROVEMENTS *MEMO*		4a Commercial 257 9.30	59,541,795.00	State and Federal Aid Receivable	31,539.02
DEBT SERVICE		4b Industrial 47 11.18	71,555,800.00	Other Receivables	74,033.65
Principal Payments	730,000.00	4c Apartments 4 12.11	77,501,749.00	Total	12,396,153.10
Interest Payments	955,830.67	Total 5933	640,057,073.00	LIABILITIES, RESERVES, AND SURPLUS	
DEFERRED CHARGES	39,591.00	Land Area 30.06 Sq. Miles		Cash Liabilities	7,865,584.31
SCHOOL, COUNTY, SPECIAL DISTRICT TAXES	24,238,665.82	Net Valuation Taxable-Municipal	642,852,930	Reserves for Receivables	3,194,011.67
RESERVE FOR UNCOLLECTED TAXES	1,757,000.00	Net Valuation Taxable-County	1,469,249,006	Surplus Dec. 31, 1991	1,336,557.12
EXPENDITURES TOTAL	36,332,069.80	State Equalized Valuation	1,240,817,275	Total	12,396,153.10
		State Equalization Ratio	51.70		

1425
 Population 1980 4,153
 Population 1990 3,847
 S & P Rating AA
 Moody Rating AA

General Tax Rate Per \$100. 4.93
 State Equalized Tax Rate 2.11

MOUNTAIN LAKES BORO. - MORRIS CO.
 Form of Government
 Council-Manager Plan E (OMCL 50)
 Number of Members - 7

PER CAPITA:
 Gross Debt 1,346.55
 Net Debt 580.24
 Debt Service 85.01
 Total Tax Levy 2,783.88
 Municipal Expenditures 861.10

PER CENT:
 Gross Debt 1.00
 Net Debt .43
 Tax Levy Collected 97.27
 Tax Levy Cancelled, Abated or Adjusted .07

EXPENDITURES		REVENUES-REALIZED		1991 PROPERTY TAX	
GENERAL GOVERNMENT				STATE EQUALIZED TAX RATE	
Governing Body & Public Boards				Local District School Taxes	1.51
Municipal Clerk				Regional & Consolidated School Tax	
Financial Administration	10,450.00	1991 Property Taxes Collected		School Taxes in Municipal Budget	
Assessment of Taxes	13,720.00	1991 Payments in Lieu of Taxes		County Taxes	.29
Collection of Taxes	24,100.00	Delinquent Tax & Lien Collections		County Library Taxes	
Planning, Housing & Development	40,100.00	Business Personalty Replacement Taxes		Local Municipal Purpose Taxes	.31
Human Resources	72,706.82	Taxes from Public Utilities		Veteran & Senior Citizen Taxes	
Elections		Other Miscellaneous Tax Revenues		Total Taxes for Rate Computation	2.11
General Administration (other)	422,417.35	State Aid Revenues		Special District Taxes	
JUDICIARY		Federal Aid Revenues		Bank Corp. Taxes	
Municipal Courts	23,699.46	State and Local Fiscal Assistance Act Utilized		Added and Omitted Taxes	
PUBLIC SAFETY		Sale of Acquired Property		Total Taxes Levied - ABSTRACT	
Fire Protection	19,700.00	Other Miscellaneous Revenues		Total Taxes Billed	
Police Protection	782,770.56			1991 TAXES COLLECTED	
Civil Defense & Disaster Control	900.00	Prior Years Surplus Appropriated		1991 Taxes Cancelled, Abated or Adjusted	
Environmental Inspection & Control	37,419.25	REVENUES TOTAL		Transfer to Tax Title Liens or Foreclosed	
Other Public Safety		Reserve For Uncollected Taxes		Balance Outstanding Dec. 31, 1991	
PUBLIC WORKS		CAPITAL OUTLAY TOTAL		PRIOR YEARS TAXES OUTSTANDING	
Streets and Drainage	294,500.00			Balance January 1, 1991	
Sewers and Sewage Processing		Public Enterprises		Collected in 1991	
Garbage and Trash Disposal	80,000.00	Recreation-Culture		Cancelled, Abated or Adjusted 1991	
Public Buildings and Grounds	68,000.00	Public Works		Transfers to Tax Title Liens or Foreclosed	
Other Public Works		Buildings and Grounds		Balance December 31, 1991	
HEALTH and WELFARE		Library and Education		TAX TITLE LIENS OUTSTANDING	
Health Services Except Environmental	20,366.00	Conservation		Balance January 1, 1991	
Welfare-Public Assistance	500.00	All Other		Transfer From Taxes	
Hospital, Clinics, First Aid		CAPITAL DEBT AUTHORIZED, DECEMBER 31, 1991		Redeemed in 1991	
Animal, Insect, & Rodent Control	400.00	ISSUED AND UNISSUED GROSS DEBT NET DEBT		Cancelled, Abated or Adjusted (1991)	
Other Welfare Services		School 2,948,000		Transfers to Foreclosed Property	
RECREATION and CONSERVATION		Self-Liquidating 251,400		Balance December 31, 1991	
Beaches and Boardwalks		Other 1,980,779		PROPERTY ACQUIRED BY DEED OR FORECLOSURE	
Parks, Playgrounds, Shade Trees	102,393.00	Total 5,180,179		Balance January 1, 1991	
Land Reclamation & Conservation	5,618.18	ISSUED AND OUTSTANDING		Transfers From Taxes or Liens	
Other Recreational Services	34,421.00	School 2,948,000.00		Sale for Cash (1991)	
EDUCATION (excluding schools)		Self-Liquidating 144,400.00		Cancelled, Abated or Adjusted (1991)	
Libraries	79,400.00	Other 1,544,729.00		Balance December 31, 1991	
Other Educational Services		Total 4,637,129.00		CURRENT FINANCES DECEMBER 31, 1991	
STATUTORY EXPENDITURES		EQUALIZED VALUATION BASIS FOR NET DEBT COMPUTATION		ASSETS	
Pensions & F. I. C. A.	191,841.94			Cash Dec. 31, 1991	
Employee Fringe Benefits	6,939.00	REAL PROPERTY VALUATIONS		Taxes Receivable	
Other Statutory Expenditures				Tax Title Liens	
CETA And Other Public Employment Programs				Foreclosed Property	
MUNICIPAL FUNCTIONS TOTAL	2,332,362.56			Emergencies & Other Deferred Charges	
CAPITAL IMPROVEMENTS *MEMO*	100.00			State and Federal Aid Receivable	
DEBT SERVICE				Other Receivables	
Principal Payments	253,877.00			Total	
Interest Payments	63,167.37			LIABILITIES, RESERVES, AND SURPLUS	
DEFERRED CHARGES				Cash Liabilities	
SCHOOL, COUNTY, SPECIAL DISTRICT TAXES	9,055,319.73			Reserves for Receivables	
RESERVE FOR UNCOLLECTED TAXES	653,240.46			Surplus Dec. 31, 1991	
EXPENDITURES TOTAL	12,368,467.12			Total	

2010
Population 1980 7,118
Population 1990 6,657
S & P Rating
Moody Rating A1

General Tax Rate Per \$100. 2.62
State Equalized Tax Rate 1.43

MOUNTAINSIDE BOROUGH - UNION CO.
Form of Government
Borough Council
Number of Members - 6

PER CAPITA:
Gross Debt 395.86
Net Debt 365.19
Debt Service 53.24
Total Tax Levy 1,918.04
Municipal Expenditures 791.02
PER CENT:
Gross Debt .30
Net Debt .28
Tax Levy Collected 96.13
Tax Levy Cancelled, Abated or Adjusted .91

EXPENDITURES		REVENUES-REALIZED		1991 PROPERTY TAX	
GENERAL GOVERNMENT		1991 Property Taxes Collected		STATE EQUALIZED TAX RATE	
Governing Body & Public Boards		1991 Payments in Lieu of Taxes	12,295,750.67	Local District School Taxes	.38 3,300,357.50
Municipal Clerk		Delinquent Tax & Lien Collections	396,190.98	Regional & Consolidated School Tax	.41 3,581,105.61
Financial Administration	450.00	Business Personality Replacement Taxes	253,330.64	School Taxes in Municipal Budget	
Assessment of Taxes	16,116.00	Taxes from Public Utilities	638,835.00	County Taxes	.41 3,499,097.23
Collection of Taxes		Other Miscellaneous Tax Revenues		County Library Taxes	
Planning, Housing & Development	15,945.00	State Aid Revenues	263,139.99	Local Municipal Purpose Taxes	.28 2,376,069.83
Human Resources	59,627.00	Federal Aid Revenues		Veteran & Senior Citizen Taxes	54,650.00
Elections	3,815.00	State and Local Fiscal Assistance Act Utilized		Total Taxes for Rate Computation	1.48 12,811,280.17
General Administration (other)	670,460.09	Sale of Acquired Property		Special District Taxes	
JUDICIARY		Other Miscellaneous Revenues	805,430.73	Bank Corp. Taxes	
Municipal Courts	64,115.79	Prior Years Surplus Appropriated	14,652,678.01	Added and Omitted Taxes	11,789.08
PUBLIC SAFETY		REVENUES TOTAL	16,006,480.01	Total Taxes Levied - ABSTRACT	12,768,419.25
Fire Protection	257,767.81	Reserve For Uncollected Taxes	657,000.00	Total Taxes Billed	12,790,688.59
Police Protection	1,246,948.20	CAPITAL OUTLAY TOTAL	348,862.15	1991 TAXES COLLECTED	12,295,750.67
Civil Defense & Disaster Control	513.00			1991 Taxes Cancelled, Abated or Adjusted	116,553.84
Environmental Inspection & Control	105,611.00			Transfer to Tax Title Liens or Foreclosed	12,033.46
Other Public Safety				Balance Outstanding Dec. 31, 1991	360,350.62
PUBLIC WORKS				PRIOR YEARS TAXES OUTSTANDING	
Streets and Drainage	92,416.93			Balance January 1, 1991	397,543.00
Sewers and Sewage Processing	399,198.00			Collected in 1991	357,835.93
Garbage and Trash Disposal				Cancelled, Abated or Adjusted 1991	
Public Buildings and Grounds	76,800.00			Transfers to Tax Title Liens or Foreclosed	31,683.24
Other Public Works	314,152.00			Balance December 31, 1991	8,023.83
HEALTH and WELFARE				TAX TITLE LIENS OUTSTANDING	
Health Services Except Environmental	39,806.00			Balance January 1, 1991	41,314.24
Welfare-Public Assistance	7,765.00			Transfer From Taxes	56,388.51
Hospital, Clinics, First Aid				Redeemed in 1991	38,355.05
Animal, Insect, & Rodent Control	7,500.00			Cancelled, Abated or Adjusted (1991)	
Other Welfare Services				Transfers to Foreclosed Property	
RECREATION and CONSERVATION				Balance December 31, 1991	59,347.70
Beaches and Boardwalks				PROPERTY ACQUIRED BY DEED OR FORECLOSURE	
Parks, Playgrounds, Shade Trees	11,100.00			Balance January 1, 1991	3,875.00
Land Reclamation & Conservation				Transfers From Taxes or Liens	
Other Recreational Services	74,770.00			Sale for Cash (1991)	
EDUCATION (excluding schools)				Cancelled, Abated or Adjusted (1991)	
Libraries	291,047.00			Balance December 31, 1991	3,875.00
Other Educational Services				CURRENT FINANCES DECEMBER 31, 1991	
STATUTORY EXPENDITURES				ASSETS	
Pensions & F.I.C.A.	254,561.80			Cash Dec. 31, 1991	2,834,440.73
Employee Fringe Benefits	215,500.00			Taxes Receivable	368,374.45
Other Statutory Expenditures				Tax Title Liens	59,347.70
CETA And Other Public Employment Programs				Foreclosed Property	3,875.00
MUNICIPAL FUNCTIONS TOTAL	4,225,935.62			Emergencies & Other Deferred Charges	16,898.68
CAPITAL IMPROVEMENTS *MEMO*	25,000.00			State and Federal Aid Receivable	16,012.00
DEBT SERVICE				Other Receivables	57,652.45
Principal Payments	290,000.00			Total	3,356,601.01
Interest Payments	74,410.00			LIABILITIES, RESERVES, AND SURPLUS	
DEFERRED CHARGES	28,445.00			Cash Liabilities	825,810.98
SCHOOL, COUNTY, SPECIAL DISTRICT TAXES	10,380,560.34			Reserves for Receivables	489,249.60
RESERVE FOR UNCOLLECTED TAXES	657,000.00			Surplus Dec. 31, 1991	2,041,540.43
EXPENDITURES TOTAL	15,646,400.96			Total	3,356,601.01

0117

Population 1980 5,243
 Population 1990 5,896
 S & P Rating
 Moody Rating

General Tax Rate Per \$100.

2.84
 State Equalized Tax Rate
 1.92

MULLICA TOWNSHIP - ATLANTIC COUNTY
 Form of Government
 Mayor-Council Plan F (OMCL 50)
 Number of Members - 5

PER CAPITA:

Gross Debt 398.43
 Net Debt 221.91
 Debt Service 39.69
 Total Tax Levy 777.05
 Municipal Expenditures 459.87

PER CENT:

Gross Debt 1.08
 Net Debt .60
 Tax Levy Collected 86.94
 Tax Levy Cancelled, Abated or Adjusted .01

EXPENDITURES		REVENUES-REALIZED		1991 PROPERTY TAX	
GENERAL GOVERNMENT				STATE EQUALIZED TAX RATE	
Governing Body & Public Boards	23,500.00	1991 Property Taxes Collected	3,983,876.95	Local District School Taxes	.60 1,417,258.50
Municipal Clerk	66,362.66	1991 Payments in Lieu of Taxes	407.06	Regional & Consolidated School Tax	.48 1,130,683.98
Financial Administration	33,253.60	Delinquent Tax & Lien Collections	521,485.75	School Taxes in Municipal Budget	
Assessment of Taxes	33,133.23	Business Personality Replacement Taxes	33,505.40	County Taxes	.45 * 1,060,043.80
Collection of Taxes	48,343.37	Taxes from Public Utilities	275,169.00	County Library Taxes	.03 73,632.16
Planning, Housing & Development	15,325.00	Other Miscellaneous Tax Revenues		Local Municipal Purpose Taxes	.36 855,514.95
Human Resources	74,888.44	State Aid Revenues	299,033.77	Veteran & Senior Citizen Taxes	
Elections		Federal Aid Revenues		Total Taxes for Rate Computation	1.92 4,589,783.39
General Administration (other)	327,556.53	State and Local Fiscal Assistance Act Utilized		Special District Taxes	
JUDICIARY		Sale of Acquired Property	74,131.60	Bank Corp. Taxes	
Municipal Courts	54,131.31	Other Miscellaneous Revenues	226,120.40	Added and Omitted Taxes	44,326.47
PUBLIC SAFETY		Total	5,413,729.93	Total Taxes Levied - ABSTRACT	4,581,459.86
Fire Protection	43,399.00	Prior Years Surplus Appropriated	450,000.00	Total Taxes Billed	4,582,155.05
Police Protection	575,791.38	REVENUES TOTAL	5,863,729.93	1991 TAXES COLLECTED	3,983,876.95
Civil Defense & Disaster Control	2,800.00	Reserve For Uncollected Taxes	655,494.54	1991 Taxes Cancelled, Abated or Adjusted	454.72
Environmental Inspection & Control		CAPITAL OUTLAY TOTAL	115,353.35	Transfer to Tax Title Liens or Foreclosed	143,900.76
Other Public Safety				Balance Outstanding Dec. 31, 1991	453,922.62
PUBLIC WORKS				PRIOR YEARS TAXES OUTSTANDING	
Streets and Drainage	97,277.00	Public Enterprises		Balance January 1, 1991	511,185.77
Sewers and Sewage Processing	14,100.22	Recreation—Culture	20,578.43	Collected in 1991	466,290.11
Garbage and Trash Disposal	141,122.21	Public Works	61,551.92	Cancelled, Abated or Adjusted 1991	1,900.01
Public Buildings and Grounds	9,700.00	Buildings and Grounds	33,223.00	Transfers to Tax Title Liens or Foreclosed	34,973.51
Other Public Works	25,000.00	Library and Education		Balance December 31, 1991	8,022.14
HEALTH and WELFARE		Conservation		TAX TITLE LIENS OUTSTANDING	
Health Services Except Environmental		All Other		Balance January 1, 1991	404,257.82
Welfare—Public Assistance	5,725.12	CAPITAL DEBT AUTHORIZED, DECEMBER 31, 1991		Transfer from Taxes	184,397.42
Hospital, Clinics, First Aid		ISSUED AND UNISSUED		Redeemed in 1991	55,195.64
Animal, Insect, & Rodent Control	500.00	School	1,040,791	Cancelled, Abated or Adjusted (1991)	
Other Welfare Services		Self-Liquidating		Transfers to Foreclosed Property	
RECREATION and CONSERVATION		Other	1,308,375	Balance December 31, 1991	533,459.60
Beaches and Boardwalks		Total	2,349,166	PROPERTY ACQUIRED BY DEED OR FORECLOSURE	
Parks, Playgrounds, Shade Trees		ISSUED AND OUTSTANDING		Balance January 1, 1991	191,530.00
Land Reclamation & Conservation	4,047.13	School	1,040,791.73	Transfers From Taxes or Liens	
Other Recreational Services	3,000.00	Self-Liquidating		Sale for Cash (1991)	
EDUCATION (excluding schools)		Other	1,117,500.00	Cancelled, Abated or Adjusted (1991)	
Libraries		Total	2,158,291.73	Balance December 31, 1991	191,530.00
Other Educational Services		EQUALIZED VALUATION BASIS		CURRENT FINANCES DECEMBER 31, 1991	
STATUTORY EXPENDITURES		FOR NET DEBT COMPUTATION	217,031.923	ASSETS	
Pensions & F. L. C. A.	88,270.63	REAL PROPERTY VALUATIONS		Cash Dec. 31, 1991	1,000,406.44
Employee Fringe Benefits	106,817.00	Code Class # of Parcels % VAL'N		Taxes Receivable	461,944.76
Other Statutory Expenditures	4,000.00	1 Vacant Land 2829 15.82	25,011,100.00	Tax Title Liens	533,459.60
CETA And Other Public Employment Programs		2 Residential 1870 73.98	116,954,300.00	Foreclosed Property	191,530.00
MUNICIPAL FUNCTIONS TOTAL	1,798,543.83	3 Farm 143 2.85	4,493,000.00	Emergencies & Other Deferred Charges	13,629.43
CAPITAL IMPROVEMENTS *MEMO*		4a Commercial 91 6.44	10,178,900.00	State and Federal Aid Receivable	4,180.91
DEBT SERVICE		4b Industrial 3 .91	1,441,300.00	Other Receivables	124,848.50
Principal Payments	160,000.00	4c Apartments		Total	2,329,999.64
Interest Payments	73,999.98	Total	158,078,600.00	LIABILITIES, RESERVES, AND SURPLUS	
DEFERRED CHARGES	23,330.21	Land Area 56.50 Sq. Miles		Cash Liabilities	614,477.79
SCHOOL, COUNTY, SPECIAL DISTRICT TAXES	3,681,618.44	Net Valuation Taxable-Municipal	159,670,330	Reserves for Receivables	1,311,782.86
RESERVE FOR UNCOLLECTED TAXES	655,494.54	Net Valuation Taxable-County	229,034,091	Surplus Dec. 31, 1991	403,738.99
EXPENDITURES TOTAL	6,392,987.00	State Equalized Valuation	235,470,410	Total	2,329,999.64
		State Equalization Ratio	67.59		

0812

Population 1980 3,552
 Population 1990 3,413
 S & P Rating
 Moody Rating

General Tax Rate Per \$100.

3.60

State Equalized Tax Rate

2.23

NATIONAL PARK BORO. - GLOUCESTER CO.
 Form of Government
 Borough Council
 Number of Members - 6

PER CAPITA:

Gross Debt 200.41
 Net Debt 88.56
 Debt Service 10.00
 Total Tax Levy 538.58
 Municipal Expenditures 357.21

PER CENT:

Gross Debt .92
 Net Debt .41
 Tax Levy Collected 92.46
 Tax Levy Cancelled, Abated or Adjusted

EXPENDITURES		REVENUES-REALIZED		1991 PROPERTY TAX	
GENERAL GOVERNMENT				STATE EQUALIZED TAX RATE	
Governing Body & Public Boards		1991 Property Taxes Collected	1,699,831.64	Local District School Taxes	.60 488,638.33
Municipal Clerk		1991 Payments in Lieu of Taxes		Regional & Consolidated School Tax	.54 445,124.06
Financial Administration	25,391.96	Delinquent Tax & Lien Collections	170,915.75	School Taxes in Municipal Budget	
Assessment of Taxes	11,474.02	Business Personality Replacement Taxes	6,747.84	County Taxes	.58 476,241.16
Collection of Taxes	16,125.00	Taxes from Public Utilities	350,654.00	County Library Taxes	.62 18,954.94
Planning, Housing & Development	6,214.00	Other Miscellaneous Tax Revenues		Local Municipal Purpose Taxes	.49 403,000.00
Human Resources	13,805.58	State Aid Revenues	292,325.88	Veteran & Senior Citizen Taxes	
Elections	1,700.00	Federal Aid Revenues		Total Taxes for Rate Computation	2.23 1,883,158.49
General Administration (other)	131,205.08	State and Local Fiscal Assistance Act Utilized		Special District Taxes	
JUDICIARY		Sale of Acquired Property		Bank Corp. Taxes	
Municipal Courts	26,338.48	Other Miscellaneous Revenues	152,899.62	Added and Omitted Taxes	6,200.42
PUBLIC SAFETY		Total	2,673,374.73	Total Taxes Levied - ABSTRACT	1,838,158.91
Fire Protection	20,369.60	Prior Years Surplus Appropriated	200,101.81	Total Taxes Billed	1,838,520.32
Police Protection	130,566.79	REVENUES TOTAL	2,873,476.54	1991 TAXES COLLECTED	1,699,831.64
Civil Defense & Disaster Control	1,050.00	Reserve For Uncollected Taxes	170,984.00	1991 Taxes Cancelled, Abated or Adjusted	
Environmental Inspection & Control	19,388.50	CAPITAL OUTLAY TOTAL	68,375.82	Transfer to Tax Title Liens or Foreclosed	1,904.40
Other Public Safety				Balance Outstanding Dec. 31, 1991	136,784.28
PUBLIC WORKS				PRIOR YEARS TAXES OUTSTANDING	
Streets and Drainage	216,941.71	Public Enterprises		Balance January 1, 1991	18,227.65
Sewers and Sewage Processing		Recreation—Culture		Collected in 1991	18,115.75
Garbage and Trash Disposal	160,700.00	Public Works		Cancelled, Abated or Adjusted 1991	
Public Buildings and Grounds	26,771.36	Buildings and Grounds		Transfers to Tax Title Liens or Foreclosed	111.90
Other Public Works		Library and Education		Balance December 31, 1991	
HEALTH and WELFARE		Conservation		TAX TITLE LIENS OUTSTANDING	
Health Services Except Environmental	1,030.31	All Other		Balance January 1, 1991	3,440.82
Welfare—Public Assistance		CAPITAL DEBT AUTHORIZED, DECEMBER 31, 1991		Transfer From Taxes	2,040.89
Hospital, Clinics, First Aid		ISSUED AND UNISSUED		Redeemed in 1991	
Animal, Insect, & Rodent Control		School	381,371	Cancelled, Abated or Adjusted (1991)	
Other Welfare Services		Self-Liquidating	210,764	Transfers to Foreclosed Property	
RECREATION and CONSERVATION		Other	91,857	Balance December 31, 1991	5,481.71
Beaches and Boardwalks		Total	683,992	PROPERTY ACQUIRED BY DEED OR	
Parks, Playgrounds, Shade Trees	5,100.00			FORECLOSURE	
Land Reclamation & Conservation		ISSUED AND OUTSTANDING		Balance January 1, 1991	17,493.00
Other Recreational Services	3,150.00	School	381,371.40	Transfers From Taxes or Liens	
EDUCATION (excluding schools)		Self-Liquidating	210,764.45	Sale for Cash (1991)	
Libraries		Other	81,507.50	Cancelled, Abated or Adjusted (1991)	
Other Educational Services		Total	673,643.35	Balance December 31, 1991	17,493.00
STATUTORY EXPENDITURES		EQUALIZED VALUATION BASIS		CURRENT FINANCES DECEMBER 31, 1991	
Pensions & F. L. C. A.	61,211.81	FOR NET DEBT COMPUTATION	74,059,840	ASSETS	
Employee Fringe Benefits	79,400.00	REAL PROPERTY VALUATIONS		Cash Dec. 31, 1991	659,781.35
Other Statutory Expenditures	3,500.00	Code Class # of Parcels % VAL'N	ASSESSED VALUATION	Taxes Receivable	136,784.29
CETA And Other Public Employment Programs		1 Vacant Land 127 1.72	874,600.00	Tax Title Liens	5,481.71
MUNICIPAL FUNCTIONS TOTAL	1,011,434.20	2 Residential 1046 91.55	46,473,800.00	Foreclosed Property	17,493.00
CAPITAL IMPROVEMENTS *MEMO*	3,500.00	3 Farm		Emergencies & Other Deferred Charges	12,418.14
DEBT SERVICE		4a Commercial 39 5.97	3,029,800.00	State and Federal Aid Receivable	91,896.00
Principal Payments	31,307.50	4b Industrial		Other Receivables	16,582.46
Interest Payments	2,833.24	4c Apartments 4 .75	382,400.00	Total	940,436.94
DEFERRED CHARGES	2,610.58	Total 1216	50,760,600.00	LIABILITIES, RESERVES, AND SURPLUS	
SCHOOL, COUNTY, SPECIAL DISTRICT TAXES	1,423,958.49	Land Area 1.00 Sq. Miles		Cash Liabilities	327,462.46
RESERVE FOR UNCOLLECTED TAXES	170,984.00	Net Valuation Taxable-Municipal	50,897,775	Reserves for Receivables	176,341.45
EXPENDITURES TOTAL	2,648,128.01	Net Valuation Taxable-County	75,811,358	Surplus Dec. 31, 1991	436,633.03
		State Equalized Valuation	82,035,529	Total	940,436.94
		State Equalization Ratio	61.98		

1334
 Population 1980 28,366
 Population 1990 28,148
 S & P Rating
 Moody Rating AAA

General Tax Rate Per \$100.
 2.12
 State Equalized Tax Rate
 2.24

NEPTUNE TOWNSHIP - MONMOUTH CO.
 Form of Government
 Township Committee
 Number of Members - 5

PER CAPITA:
 Gross Debt 540.21
 Net Debt 498.21
 Debt Service 32.76
 Total Tax Levy 1,197.95
 Municipal Expenditures 643.00
 PER CENT:
 Gross Debt 1.04
 Net Debt .96
 Tax Levy Collected 93.54
 Tax Levy Cancelled, Abated or Adjusted 1.38

EXPENDITURES		REVENUES-REALIZED		1991 PROPERTY TAX	
GENERAL GOVERNMENT				STATE EQUALIZED TAX RATE	
Governing Body & Public Boards				Local District School Taxes	1.26 18,232,807.00
Municipal Clerk	102,689.00	1991 Property Taxes Collected	31,552,860.00	Regional & Consolidated School Tax	
Financial Administration	266,239.00	1991 Payments in Lieu of Taxes		School Taxes in Municipal Budget	
Assessment of Taxes	205,012.00	Delinquent Tax & Lien Collections	2,345,240.00	County Taxes	.42 * 6,058,334.37
Collection of Taxes	136,268.00	Business Personalty Replacement Taxes	286,123.00	County Library Taxes	
Planning, Housing & Development	120,452.00	Taxes from Public Utilities	2,273,105.00	Local Municipal Purpose Taxes	.56 8,089,507.95
Human Resources	1,115,329.00	Other Miscellaneous Tax Revenues		Veteran & Senior Citizen Taxes	232,200.00
Elections	9,000.00	State Aid Revenues	3,627,509.00	Total Taxes for Rate Computation	2.24 32,612,849.32
General Administration (other)	2,008,355.00	Federal Aid Revenues	4,000.00	Special District Taxes	1,297,151.00
JUDICIARY		State and Local Fiscal Assistance Act Utilized		Bank Corp. Taxes	
Municipal Courts	161,337.00	Sale of Acquired Property		Added and Omitted Taxes	42,058.00
PUBLIC SAFETY		Other Miscellaneous Revenues	1,770,792.00	Total Taxes Levied - ABSTRACT	33,719,858.32
Fire Protection		Total	41,859,629.00	Total Taxes Billed	33,732,050.00
Police Protection	3,044,324.00	Prior Years Surplus Appropriated	394,665.00	1991 TAXES COLLECTED	31,552,860.00
Civil Defense & Disaster Control	8,600.00	REVENUES TOTAL	42,254,294.00	1991 Taxes Cancelled, Abated or Adjusted	464,885.00
Environmental Inspection & Control	353,949.00	Reserve For Uncollected Taxes	2,572,539.67	Transfer to Tax Title Liens or Foreclosed	189,295.00
Other Public Safety		CAPITAL OUTLAY TOTAL	319,797.00	Balance Outstanding Dec. 31, 1991	1,525,010.00
PUBLIC WORKS				PRIOR YEARS TAXES OUTSTANDING	
Streets and Drainage	449,211.00	Public Enterprises	7,402.00	Balance January 1, 1991	2,425,154.00
Sewers and Sewage Processing	350,463.00	Recreation-Culture	132,043.00	Collected in 1991	1,821,005.00
Garbage and Trash Disposal	1,941,034.00	Public Works	138,743.00	Cancelled, Abated or Adjusted 1991	298,327.00
Public Buildings and Grounds	343,841.60	Buildings and Grounds	41,609.00	Transfers to Tax Title Liens or Foreclosed	208,998.00
Other Public Works		Library and Education		Balance December 31, 1991	96,824.00
HEALTH and WELFARE		Conservation		TAX TITLE LIENS OUTSTANDING	
Health Services Except Environmental	65,693.00	All Other		Balance January 1, 1991	632,407.00
Welfare-Public Assistance	139,076.00			Transfer From Taxes	435,593.00
Hospital, Clinics, First Aid		CAPITAL DEBT AUTHORIZED, DECEMBER 31, 1991		Redeemed in 1991	524,235.00
Animal, Insect, & Rodent Control		ISSUED AND UNISSUED GROSS DEBT NET DEBT		Cancelled, Abated or Adjusted (1991)	11,996.00
Other Welfare Services		School 1,182,000		Transfers to Foreclosed Property	
RECREATION and CONSERVATION		Self-Liquidating 859,000	859,000	Balance December 31, 1991	531,769.00
Beaches and Boardwalks		Other 13,164,753	13,164,753	PROPERTY ACQUIRED BY DEED OR	
Parks, Playgrounds, Shade Trees	182,842.00	Total 15,205,753	14,023,753	FORECLOSURE	
Land Reclamation & Conservation	2,003.00	ISSUED AND OUTSTANDING		Balance January 1, 1991	13,106,501.00
Other Recreational Services	167,195.00	School	56,000.00	Transfers From Taxes or Liens	
EDUCATION (excluding schools)		Self-Liquidating	859,000.00	Sale for Cash (1991)	
Libraries	497,029.40	Other	11,846,000.00	Cancelled, Abated or Adjusted (1991)	29,901.00
Other Educational Services	21,434.00	Total	12,761,000.00	Balance December 31, 1991	13,076,600.00
STATUTORY EXPENDITURES		EQUALIZED VALUATION BASIS		CURRENT FINANCES DECEMBER 31, 1991	
Pensions & F. I. C. A.	1,120,139.94	FOR NET DEBT COMPUTATION	1,462,636,761	ASSETS	
Employee Fringe Benefits	1,563,789.00	REAL PROPERTY VALUATIONS		Cash Dec. 31, 1991	8,844,656.00
Other Statutory Expenditures		Code Class # of Parcels % VAL'N ASSESSED VALUATION		Taxes Receivable	1,621,834.00
CETA And Other Public Employment Programs		1 Vacant Land 869 2.76 41,853,800.00		Tax Title Liens	531,769.00
MUNICIPAL FUNCTIONS TOTAL	14,425,354.94	2 Residential 8770 74.94 1,136,635,100.00		Foreclosed Property	13,076,600.00
CAPITAL IMPROVEMENTS *MEMO*	100,000.00	3 Farm 5 .03 397,600.00		Emergencies & Other Deferred Charges	314,000.00
DEBT SERVICE		4a Commercial 510 19.15 290,473,900.00		State and Federal Aid Receivable	503,458.00
Principal Payments	719,946.78	4b Industrial 13 .77 11,634,000.00		Other Receivables	452,886.00
Interest Payments	202,264.32	4c Apartments 49 2.35 35,651,100.00		Total	25,345,203.00
DEFERRED CHARGES	179,075.00	Total 10216 1,516,645,500.00		LIABILITIES, RESERVES, AND SURPLUS	
SCHOOL, COUNTY, SPECIAL DISTRICT TAXES	25,583,292.37	Land Area 8.00 Sq. Miles		Cash Liabilities	8,213,531.00
RESERVE FOR UNCOLLECTED TAXES	2,572,589.67	Net Valuation Taxable-Municipal	1,526,764,100	Reserves for Receivables	15,683,089.00
EXPENDITURES TOTAL	43,687,523.08	Net Valuation Taxable-County	1,494,210,805	Surplus Dec. 31, 1991	1,448,583.00
		State Equalized Valuation	1,443,079,201	Total	25,345,203.00
		State Equalization Ratio	105.34		

1335
Population 1980 5,276
Population 1990 4,997
S & P Rating
Moody Rating

General Tax Rate Per \$100.

State Equalized Tax Rate

2.13

2.28

NEPTUNE CITY BORO. - MONMOUTH CO.
Form of Government
Borough Council
Number of Members - 6

PER CAPITA:

Gross Debt 77.49
Net Debt 77.49
Debt Service 7.77
Total Tax Levy 1,036.46
Municipal Expenditures 572.83

PER CENT:

Gross Debt .17
Net Debt .17
Tax Levy Collected 96.00
Tax Levy Cancelled, Abated or Adjusted .14

EXPENDITURES		REVENUES-REALIZED		1991 PROPERTY TAX	
GENERAL GOVERNMENT				STATE EQUALIZED TAX RATE	
Governing Body & Public Boards				Local District School Taxes	1.23
Municipal Clerk				Regional & Consolidated School Tax	
Financial Administration	17,690.00	1991 Property Taxes Collected		School Taxes in Municipal Budget	
Assessment of Taxes	35,732.08	1991 Payments in Lieu of Taxes		County Taxes	.41 *
Collection of Taxes	35,224.64	Delinquent Tax & Lien Collections		County Library Taxes	.01
Planning, Housing & Development	35,700.00	Business Personalty Replacement Taxes		Local Municipal Purpose Taxes	.63
Human Resources	50,739.14	Taxes from Public Utilities		Veteran & Senior Citizen Taxes	
Elections	1,500.00	Other Miscellaneous Tax Revenues		Total Taxes for Rate Computation	2.28
General Administration (other)	227,139.00	State Aid Revenues		Special District Taxes	
JUDICIARY		Federal Aid Revenues		Bank Corp. Taxes	
Municipal Courts	68,396.00	State and Local Fiscal Assistance Act Utilized		Added and Omitted Taxes	17,190.47
PUBLIC SAFETY		Sale of Acquired Property		Total Taxes Levied - ABSTRACT	5,179,168.85
Fire Protection	67,931.80	Other Miscellaneous Revenues		Total Taxes Billed	5,179,515.11
Police Protection	794,590.95			1991 TAXES COLLECTED	
Civil Defense & Disaster Control	100.00	Prior Years Surplus Appropriated		1991 Taxes Cancelled, Abated or Adjusted	4,972,564.54
Environmental Inspection & Control	31,304.00	REVENUES TOTAL		Transfer to Tax Title Liens or Foreclosed	7,480.64
Other Public Safety		Reserve For Uncollected Taxes		Balance Outstanding Dec. 31, 1991	40,990.87
PUBLIC WORKS		CAPITAL OUTLAY TOTAL			158,479.06
Streets and Drainage	289,697.00			PRIOR YEARS TAXES OUTSTANDING	
Sewers and Sewage Processing		Public Enterprises		Balance January 1, 1991	235,897.41
Garbage and Trash Disposal	307,700.00	Recreation-Culture		Collected in 1991	196,381.87
Public Buildings and Grounds	45,162.00	Public Works		Cancelled, Abated or Adjusted 1991	
Other Public Works	2,000.00	Buildings and Grounds		Transfers to Tax Title Liens or Foreclosed	37,277.10
HEALTH and WELFARE		Library and Education		Balance December 31, 1991	2,238.44
Health Services Except Environmental		Conservation		TAX TITLE LIENS OUTSTANDING	
Welfare-Public Assistance	14,534.00	All Other		Balance January 1, 1991	11,994.25
Hospital, Clinics, First Aid		CAPITAL DEBT AUTHORIZED, DECEMBER 31, 1991		Transfer From Taxes	84,459.63
Animal, Insect, & Rodent Control		ISSUED AND UNISSUED GROSS DEBT NET DEBT		Redeemed in 1991	4,048.54
Other Welfare Services		School		Cancelled, Abated or Adjusted (1991)	
RECREATION and CONSERVATION		Self-Liquidating		Transfers to Foreclosed Property	
Beaches and Boardwalks		Other		Balance December 31, 1991	92,405.34
Parks, Playgrounds, Shade Trees	1,800.00	Total		PROPERTY ACQUIRED BY DEED OR FORECLOSURE	
Land Reclamation & Conservation	68,870.00			Balance January 1, 1991	53,213.00
Other Recreational Services	4,100.00	ISSUED AND OUTSTANDING		Transfers From Taxes or Liens	
EDUCATION (excluding schools)		School		Sale for Cash (1991)	
Libraries	14,336.00	Self-Liquidating		Cancelled, Abated or Adjusted (1991)	
Other Educational Services		Other		Balance December 31, 1991	53,213.00
STATUTORY EXPENDITURES		Total		CURRENT FINANCES DECEMBER 31, 1991	
Pensions & F. L. C. A.	162,358.28	EQUALIZED VALUATION BASIS		ASSETS	
Employee Fringe Benefits	175,100.00	FOR NET DEBT COMPUTATION		Cash Dec. 31, 1991	1,943,922.13
Other Statutory Expenditures		REAL PROPERTY VALUATIONS		Taxes Receivable	160,717.50
CETA And Other Public Employment Programs		Code Class # of Parcels % VAL'N ASSESSED VALUATION		Tax Title Liens	92,405.34
MUNICIPAL FUNCTIONS TOTAL	2,451,904.89	1 Vacant Land 130 2.63 6,372,600.00		Foreclosed Property	53,213.00
CAPITAL IMPROVEMENTS *MEMO*		2 Residential 1340 63.48 153,683,000.00		Emergencies & Other Deferred Charges	31,160.00
DEBT SERVICE		3 Farm		State and Federal Aid Receivable	157,795.23
Principal Payments	30,000.00	4a Commercial 100 21.02 50,900,700.00		Other Receivables	150,875.03
Interest Payments	3,811.11	4b Industrial 10 2.37 6,947,700.00		Total	2,590,088.23
DEFERRED CHARGES	17,515.73	4c Apartments 9 10.00 24,209,400.00		LIABILITIES, RESERVES, AND SURPLUS	
SCHOOL, COUNTY, SPECIAL DISTRICT TAXES	3,742,319.24	Total 15.89 242,113,400.00		Cash Liabilities	922,031.32
RESERVE FOR UNCOLLECTED TAXES	354,181.24	Land Area .90 Sq. Miles		Reserves for Receivables	457,210.87
EXPENDITURES TOTAL	6,604,732.21	Net Valuation Taxable-Municipal		Surplus Dec. 31, 1991	1,210,796.04
		Net Valuation Taxable-County		Total	2,590,088.23
		State Equalized Valuation			
		State Equalization Ratio			

1428
 Population 1980 3,557
 Population 1990 3,311
 S & P Rating 988+
 Moody Rating

General Tax Rate Per \$100. 2.09
 State Equalized Tax Rate 2.27

NETCONG BOROUGH - MORRIS COUNTY
 Form of Government
 Borough Council
 Number of Members - 6

PER CAPITA:
 Gross Debt 838.79
 Net Debt 608.66
 Debt Service 64.87
 Total Tax Levy 1,058.94
 Municipal Expenditures 537.32
 PER CENT:
 Gross Debt 1.78
 Net Debt 1.29
 Tax Levy Collected 95.70
 Tax Levy Cancelled, Abated or Adjusted 1.9

EXPENDITURES		REVENUES-REALIZED		1991 PROPERTY TAX	
GENERAL GOVERNMENT				STATE EQUALIZED TAX RATE	
Governing Body & Public Boards		1991 Property Taxes Collected	3,369,113.07	Local District School Taxes	1,337,622.00
Municipal Clerk		1991 Payments in Lieu of Taxes		Regional & Consolidated School Tax	716,237.99
Financial Administration	27,497.00	Delinquent Tax & Lien Collections	112,827.22	School Taxes in Municipal Budget	
Assessment of Taxes	9,550.00	Business Personalty Replacement Taxes	51,878.12	County Taxes	441,832.73
Collection of Taxes	22,300.00	Taxes from Public Utilities	234,455.00	County Library Taxes	
Planning, Housing & Development	18,915.00	Other Miscellaneous Tax Revenues		Local Municipal Purpose Taxes	1,005,431.00
Human Resources	46,425.00	State Aid Revenues	197,077.34	Veteran & Senior Citizen Taxes	36,200.00
Elections		Federal Aid Revenues		Total Taxes for Rate Computation	3,537,323.72
General Administration (other)	264,846.00	State and Local Fiscal Assistance Act Utilized		Special District Taxes	
JUDICIARY		Sole of Acquired Property		Bank Corp. Taxes	
Municipal Courts	29,220.00	Other Miscellaneous Revenues	172,063.16	Added and Omitted Taxes	5,017.95
PUBLIC SAFETY		Total	4,137,413.91	Total Taxes Levied - ABSTRACT	3,506,141.67
Fire Protection	17,343.00	Prior Years Surplus Appropriated	125,000.00	Total Taxes Billed	3,520,386.49
Police Protection	277,018.00	REVENUES TOTAL	4,262,413.91	1991 TAXES COLLECTED	3,369,113.07
Civil Defense & Disaster Control	1,100.00	Reserve For Uncollected Taxes	227,503.00	1991 Taxes Cancelled, Abated or Adjusted	6,812.98
Environmental Inspection & Control	22,630.00	CAPITAL OUTLAY TOTAL	161,940.76	Transfer to Tax Title Liens or Foreclosed	23,105.75
Other Public Safety				Balance Outstanding Dec. 31, 1991	121,354.69
PUBLIC WORKS				PRIOR YEARS TAXES OUTSTANDING	
Streets and Drainage	73,800.00	Public Enterprises		Balance January 1, 1991	141,615.79
Sewers and Sewage Processing		Recreation-Culture		Collected in 1991	93,567.50
Garbage and Trash Disposal	247,000.00	Public Works	40,943.69	Cancelled, Abated or Adjusted 1991	1,015.32
Public Buildings and Grounds	9,440.00	Buildings and Grounds	120,997.07	Transfers to Tax Title Liens or Foreclosed	18,390.80
Other Public Works	15,000.00	Library and Education		Balance December 31, 1991	28,642.17
HEALTH and WELFARE		Conservation		TAX TITLE LIENS OUTSTANDING	
Health Services Except Environmental	17,605.00	All Other		Balance January 1, 1991	17,819.69
Welfare-Public Assistance	7,455.00	CAPITAL DEBT AUTHORIZED, DECEMBER 31, 1991		Transfer From Taxes	44,366.79
Hospital, Clinics, First Aid		ISSUED AND UNISSUED		Redeemed in 1991	19,259.72
Animal, Insect, & Rodent Control	4,095.00	School	395,578.30	Cancelled, Abated or Adjusted (1991)	
Other Welfare Services		Self-Liquidating	896,567.86	Transfers to Foreclosed Property	
RECREATION and CONSERVATION		Other	1,485,091.00	Balance December 31, 1991	42,926.76
Beaches and Boardwalks		Total	2,777,236.00	PROPERTY ACQUIRED BY DEED OR FORECLOSURE	
Parks, Playgrounds, Shade Trees				Balance January 1, 1991	700.00
Land Reclamation & Conservation	27,826.00	ISSUED AND OUTSTANDING		Transfers From Taxes or Liens	
Other Recreational Services	19,600.00	School	395,578.30	Sale for Cash (1991)	
EDUCATION (excluding schools)		Self-Liquidating	896,567.86	Cancelled, Abated or Adjusted (1991)	
Libraries	8,499.34	Other	1,414,000.00	Balance December 31, 1991	700.00
Other Educational Services		Total	2,706,146.16	CURRENT FINANCES DECEMBER 31, 1991	
STATUTORY EXPENDITURES		EQUALIZED VALUATION BASIS		ASSETS	
Pensions & F. L. C. A.	58,255.00	FOR NET DEBT COMPUTATION	156,357,228	Cash Dec. 31, 1991	540,631.21
Employee Fringe Benefits	83,500.00	REAL PROPERTY VALUATIONS		Taxes Receivable	149,996.86
Other Statutory Expenditures	2.35	Code Class # of Parcels % VAL'N		Tox Title Liens	42,926.76
CETA And Other Public Employment Programs		1 Vacant Land 56 2.21	3,595,300.00	Foreclosed Property	700.00
MUNICIPAL FUNCTIONS TOTAL	1,308,971.67	2 Residential 779 69.53	113,375,700.00	Emergencies & Other Deferred Charges	59,174.34
CAPITAL IMPROVEMENTS *MEMO*	17,000.00	3 Farm		State and Federal Aid Receivable	
DEBT SERVICE		4a Commercial 77 17.10	27,877,700.00	Other Receivables	17,504.63
Principal Payments	132,100.00	4b Industrial 4 .62	1,016,400.00	Total	810,933.80
Interest Payments	82,634.32	4c Apartments 1 10.54	17,183,400.00	LIABILITIES, RESERVES, AND SURPLUS	
		Total 917	163,048,500.00	Cash Liabilities	228,108.66
DEFERRED CHARGES	27,792.67	Land Area .90 Sq. Miles		Reserves for Receivables	211,128.25
SCHOOL, COUNTY, SPECIAL DISTRICT TAXES	2,495,622.72	Net Valuation Taxable-Municipal	168,199,452	Surplus Dec. 31, 1991	371,696.89
RESERVE FOR UNCOLLECTED TAXES	227,503.00	Net Valuation Taxable-County	165,709,683	Total	810,933.80
EXPENDITURES TOTAL	4,274,744.38	State Equalized Valuation	155,163,373		
		State Equalization Ratio	109.69		

1214
Population 1980 41,442
Population 1990 41,711
S & P Rating
Moody Rating AAA

General Tax Rate Per \$100. 2.65
State Equalized Tax Rate 2.52

NEW BRUNSWICK CITY - MIDDLESEX CO.
Form of Government:
Mayor-Council Plan E (OMCL 50)
Number of Members on Governing Body - 5

PER CAPITA:
Gross Debt 2,710.84
Net Debt 626.19
Debt Service 160.99
Total Tax Levy 874.15
Municipal Expenditures 1,120.18
PER CENT:
Gross Debt 8.22
Net Debt 1.90
Tax Levy Collected 91.58
Tax Levy Cancelled, Abated or Adjusted .36

EXPENDITURES		REVENUES-REALIZED		1991 PROPERTY TAX	
GENERAL GOVERNMENT				STATE EQUALIZED TAX RATE →	
Governing Body & Public Boards	119,410.00	1991 Property Taxes Collected		Local District School Taxes	1.39 19,948,156.00
Municipal Clerk	4,853,148.01	1991 Payments in Lieu of Taxes		Regional & Consolidated School Tax	
Financial Administration	1,621,502.00	Delinquent Tax & Lien Collections		School Taxes in Municipal Budget	.05 752,825.59
Assessment of Taxes		Business Personalty Replacement Taxes		County Taxes	.42 6,049,736.69
Collection of Taxes	217,496.00	Taxes from Public Utilities		County Library Taxes	
Planning, Housing & Development	730,550.00	Other Miscellaneous Tax Revenues		Local Municipal Purpose Taxes	.65 9,336,068.48
Human Resources	1,096,702.00	State Aid Revenues		Veteran & Senior Citizen Taxes	188,050.00
Elections		Federal Aid Revenues		Total Taxes for Rate Computation	2.51 36,274,836.76
General Administration (other)	3,888,933.07	State and Local Fiscal Assistance Act Utilized		Special District Taxes	338,600.00
JUDICIARY		Sale of Acquired Property		Bank Corp. Taxes	
Municipal Courts	377,007.00	Other Miscellaneous Revenues		Added and Omitted Taxes	36,395.99
PUBLIC SAFETY		Total		Total Taxes Levied - ABSTRACT	36,461,782.75
Fire Protection	4,004,389.00	Prior Years Surplus Appropriated		Total Taxes Billed	36,148,974.99
Police Protection	7,440,903.27	REVENUES		1991 TAXES COLLECTED	33,104,705.50
Civil Defense & Disaster Control	4,900.00	Reserve For Uncollected Taxes		1991 Taxes Cancelled, Abated or Adjusted	130,500.00
Environmental Inspection & Control	353,935.00	CAPITAL OUTLAY		Transfer to Tax Title Liens or Foreclosed	1,242,657.40
Other Public Safety		TOTAL		Balance Outstanding Dec. 31, 1991	1,671,112.09
PUBLIC WORKS		Public Enterprises		PRIOR YEARS TAXES OUTSTANDING	
Streets and Drainage	1,551,351.24	Recreation-Culture		Balance January 1, 1991	1,796,751.77
Sewers and Sewage Processing		Public Works		Collected in 1991	1,251,427.88
Garbage and Trash Disposal	1,433,239.00	Buildings and Grounds		Cancelled, Abated or Adjusted 1991	172,375.98
Public Buildings and Grounds	363,330.00	Library and Education		Transfers to Tax Title Liens or Foreclosed	359,646.42
Other Public Works	27,250.00	Conservation		Balance December 31, 1991	13,301.49
HEALTH and WELFARE		All Other		TAX TITLE LIENS OUTSTANDING	
Health Services Except Environmental	288,577.00	CAPITAL DEBT AUTHORIZED, DECEMBER 31, 1991		Balance January 1, 1991	1,965,967.90
Welfare-Public Assistance	143,000.00	ISSUED AND UNISSUED		Transfer From Taxes	1,673,524.02
Hospital, Clinics, First Aid		GROSS DEBT		Redeemed in 1991	613,509.00
Animal, Insect, & Rodent Control		NET DEBT		Cancelled, Abated or Adjusted (1991)	
Other Welfare Services	663,957.00	School		Transfers to Foreclosed Property	
RECREATION and CONSERVATION		Self-Liquidating		Balance December 31, 1991	3,025,982.92
Beaches and Boardwalks		Other		PROPERTY ACQUIRED BY DEED OR FORECLOSURE	
Parks, Playgrounds, Shade Trees	539,012.00	Total		Balance January 1, 1991	388,200.00
Land Reclamation & Conservation	140,577.00	ISSUED AND OUTSTANDING		Transfers From Taxes or Liens	
Other Recreational Services	209,635.00	School		Sale for Cash (1991)	
EDUCATION (excluding schools)		Self-Liquidating		Cancelled, Abated or Adjusted (1991)	
Libraries	496,250.00	Other		Balance December 31, 1991	388,200.00
Other Educational Services	87,951.86	Total		CURRENT FINANCES DECEMBER 31, 1991	
STATUTORY EXPENDITURES		EQUALIZED VALUATION BASIS		ASSETS	
Pensions & F. I. C. A.	2,767,559.52	FOR NET DEBT COMPUTATION		Cash Dec. 31, 1991	9,466,916.93
Employee Fringe Benefits	3,282,600.00	REAL PROPERTY VALUATIONS		Taxes Receivable	1,684,413.58
Other Statutory Expenditures		Code Class # of Parcels % VAL'N		Tax Title Liens	3,025,982.92
CETA And Other Public Employment Programs		ASSESSED VALUATION		Foreclosed Property	388,200.00
MUNICIPAL FUNCTIONS		1 Vacant Land 1325 3.16		Emergencies & Other Deferred Charges	1,109,780.00
CAPITAL IMPROVEMENTS	*MEMO*	2 Residential 5523 48.08		State and Federal Aid Receivable	2,614,772.51
DEBT SERVICE		3 Farm		Other Receivables	406,104.31
Principal Payments	4,240,723.65	4a Commercial 875 27.54		Total	18,696,170.25
Interest Payments	2,474,465.27	4b Industrial 64 11.25		LIABILITIES, RESERVES, AND SURPLUS	
TYPE I SCHL DEBT	*MEMO*	4c Apartments 155 9.96		Cash Liabilities	12,615,948.99
DEFERRED CHARGES		Total 7942		Reserves for Receivables	5,475,840.46
SCHOOL, COUNTY, SPECIAL DISTRICT TAXES	27,089,318.28	Land Area 5.50 Sq. Miles		Surplus Dec. 31, 1991	604,380.80
RESERVE FOR UNCOLLECTED TAXES	2,692,040.00	Net Valuation Taxable-Municipal		Total	18,696,170.25
EXPENDITURES	TOTAL	Net Valuation Taxable-County			
	73,812,972.17	State Equalized Valuation			
		State Equalization Ratio			
		95.07			

0325

Population 1980 14,258
 Population 1990 9,546
 S & P Rating
 Moody Rating

General Tax Rate Per \$100.

.71

State Equalized Tax Rate

.73

NEW HANOVER TWP. - BURLINGTON CO.
Form of Government
Township Committee
Number of Members - 3

PER CAPITA:

Gross Debt 24.94
 Net Debt
 Debt Service
 Total Tax Levy 41.96
 Municipal Expenditures 155.20

PER CENT:

Gross Debt .83
 Net Debt
 Tax Levy Collected 89.40
 Tax Levy Cancelled, Abated or Adjusted .05

EXPENDITURES		REVENUES-REALIZED		1991 PROPERTY TAX	
GENERAL GOVERNMENT				STATE EQUALIZED TAX RATE →	
Governing Body & Public Boards		1991 Property Taxes Collected	212,939.00	Local District School Taxes	
Municipal Clerk		1991 Payments in Lieu of Taxes		Regional & Consolidated School Tax	.70 226,565.18
Financial Administration	40,100.00	Delinquent Tax & Lien Collections	35,254.00	School Taxes in Municipal Budget	
Assessment of Taxes	19,000.00	Business Personalty Replacement Taxes	3,831.00	County Taxes	.50 162,431.21
Collection of Taxes	22,400.00	Taxes from Public Utilities	295,762.00	County Library Taxes	.03 10,167.72
Planning, Housing & Development	18,700.00	Other Miscellaneous Tax Revenues		Local Municipal Purpose Taxes	
Human Resources	4,631.00	State Aid Revenues	442,600.00	Veteran & Senior Citizen Taxes	4,500.00
Elections		Federal Aid Revenues		Total Taxes for Rate Computation	.73 403,664.11
General Administration (other)	433,592.00	State and Local Fiscal Assistance Act Utilized		Special District Taxes	
JUDICIARY		Sale of Acquired Property		Bank Corp. Taxes	
Municipal Courts	74,011.00	Other Miscellaneous Revenues	289,941.00	Added and Omitted Taxes	1,419.00
PUBLIC SAFETY		Total	1,280,327.00	Total Taxes Levied - ABSTRACT	400,583.11
Fire Protection	21,342.00	Prior Years Surplus Appropriated	513,000.00	Total Taxes Billed	238,179.00
Police Protection	130,863.00	REVENUES TOTAL	1,793,327.00	1991 TAXES COLLECTED	212,939.00
Civil Defense & Disaster Control	5,000.00	Reserve For Uncollected Taxes	93,555.00	1991 Taxes Cancelled, Abated or Adjusted	111.00
Environmental Inspection & Control	32,000.00			Transfer to Tax Title Liens or Foreclosed	16,741.00
Other Public Safety				Balance Outstanding Dec. 31, 1991	8,388.00
PUBLIC WORKS		CAPITAL OUTLAY TOTAL		PRIOR YEARS TAXES OUTSTANDING	
Streets and Drainage	287,803.00	Public Enterprises		Balance January 1, 1991	70,717.00
Sewers and Sewage Processing	16,550.00	Recreation-Culture		Collected in 1991	36,254.00
Garbage and Trash Disposal	38,800.00	Public Works		Cancelled, Abated or Adjusted 1991	147.00
Public Buildings and Grounds	82,500.00	Buildings and Grounds		Transfers to Tax Title Liens or Foreclosed	33,455.00
Other Public Works		Library and Education		Balance December 31, 1991	861.00
HEALTH and WELFARE		Conservation		TAX TITLE LIENS OUTSTANDING	
Health Services Except Environmental	2,200.00	All Other		Balance January 1, 1991	3,006.00
Welfare-Public Assistance	9,000.00			Transfer From Taxes	57,060.00
Hospital, Clinics, First Aid				Redeemed in 1991	
Animal, Insect, & Rodent Control	11,200.00			Cancelled, Abated or Adjusted (1991)	3,006.00
Other Welfare Services				Transfers to Foreclosed Property	
RECREATION and CONSERVATION				Balance December 31, 1991	57,060.00
Beaches and Boardwalks				PROPERTY ACQUIRED BY DEED OR FORECLOSURE	
Parks, Playgrounds, Shade Trees	10,500.00			Balance January 1, 1991	
Land Reclamation & Conservation	4,647.00			Transfers From Taxes or Liens	
Other Recreational Services	43,100.00			Sale for Cash (1991)	
EDUCATION (excluding schools)				Cancelled, Abated or Adjusted (1991)	
Libraries				Balance December 31, 1991	
Other Educational Services				CURRENT FINANCES DECEMBER 31, 1991	
STATUTORY EXPENDITURES				ASSETS	
Pensions & F. I. C. A.	45,000.00			Cash Dec. 31, 1991	1,089,253.00
Employee Fringe Benefits	32,000.00			Taxes Receivable	9,249.00
Other Statutory Expenditures	3,000.00			Tax Title Liens	57,060.00
CETA And Other Public Employment Programs				Foreclosed Property	
MUNICIPAL FUNCTIONS TOTAL	1,387,939.00			Emergencies & Other Deferred Charges	
CAPITAL IMPROVEMENTS *MEMO*				State and Federal Aid Receivable	
DEBT SERVICE				Other Receivables	9,858.00
Principal Payments				Total	1,165,420.00
Interest Payments				LIABILITIES, RESERVES, AND SURPLUS	
DEFERRED CHARGES				Cash Liabilities	568,694.00
SCHOOL, COUNTY, SPECIAL DISTRICT TAXES	399,164.11			Reserves for Receivables	76,167.00
RESERVE FOR UNCOLLECTED TAXES	93,555.00			Surplus Dec. 31, 1991	520,559.00
EXPENDITURES TOTAL	1,880,658.11			Total	1,165,420.00
		REAL PROPERTY VALUATIONS	ASSESSED VALUATION		
		Code Class # of Parcels % VAL'N			
		1 Vacant Land 112 6.64	2,071,300.00		
		2 Residential 167 57.57	17,949,100.00		
		3 Farm 40 5.38	1,679,100.00		
		4a Commercial 29 30.16	9,402,600.00		
		4b Industrial 1 .23	73,200.00		
		4c Apartments			
		Total 349	31,175,300.00		
		Land Area 21.35 Sq. Miles			
		Net Valuation Taxable-Municipal	33,299,531		
		Net Valuation Taxable-County	30,390,943		
		State Equalized Valuation	32,556,972		
		State Equalization Ratio	102.44		

0238

Population 1980 16,876
 Population 1990 15,990
 S & P Rating
 Moody Rating A1

General Tax Rate Per \$100.

State Equalized Tax Rate
 2.04

NEW MILFORD BOROUGH - BERGEN CO.
 Form of Government
 Borough Council
 Number of Members - 6

PER CAPITA:

Gross Debt 423.54
 Net Debt 408.06
 Debt Service 47.71
 Total Tax Levy 1,188.19
 Municipal Expenditures 591.95

PER CENT:

Gross Debt .72
 Net Debt .69
 Tax Levy Collected 98.05
 Tax Levy Cancelled, Abated or Adjusted .07

EXPENDITURES		REVENUES-REALIZED		1991 PROPERTY TAX	
GENERAL GOVERNMENT		1991 Property Taxes Collected		STATE EQUALIZED TAX RATE 2.24	
Governing Body & Public Boards		1991 Payments in Lieu of Taxes	18,647,818.87	Local District School Taxes	11,512,955.50
Municipal Clerk		Delinquent Tax & Lien Collections	417,021.95	Regional & Consolidated School Tax	
Financial Administration	37,275.00	Business Personalty Replacement Taxes	73,146.40	School Taxes in Municipal Budget	
Assessment of Taxes	63,013.00	Taxes from Public Utilities	1,208,657.00	County Taxes	2,286,134.45
Collection of Taxes	84,465.00	Other Miscellaneous Tax Revenues		County Library Taxes	
Planning, Housing & Development	7,710.00	State Aid Revenues	2,053,181.05	Local Municipal Purpose Taxes	5,152,334.04
Human Resources	77,647.00	Federal Aid Revenues		Veteran & Senior Citizen Taxes	158,150.00
Elections		State and Local Fiscal Assistance Act Utilized		Total Taxes for Rate Computation	19,109,573.99
General Administration (other)	670,252.00	Sale of Acquired Property		Special District Taxes	
JUDICIARY		Other Miscellaneous Revenues	736,209.43	Bank Corp. Taxes	
Municipal Courts	115,338.00	Total	23,136,034.70	Added and Omitted Taxes	47,799.86
PUBLIC SAFETY		Prior Years Surplus Appropriated	407,000.00	Total Taxes Levied - ABSTRACT	18,999,223.85
Fire Protection	259,117.00	REVENUES TOTAL	23,543,034.70	Total Taxes Billed	19,018,915.27
Police Protection	1,858,228.02	Reserve For Uncollected Taxes	563,000.00	1991 TAXES COLLECTED	18,647,818.87
Civil Defense & Disaster Control	11,500.00	CAPITAL OUTLAY TOTAL	1,083,541.60	1991 Taxes Cancelled, Abated or Adjusted	12,971.14
Environmental Inspection & Control	55,356.00			Transfer to Tax Title Liens or Foreclosed	
Other Public Safety				Balance Outstanding Dec. 31, 1991	358,125.26
PUBLIC WORKS				PRIOR YEARS TAXES OUTSTANDING	
Streets and Drainage	796,655.00	Public Enterprises		Balance January 1, 1991	394,280.14
Sewers and Sewage Processing	840,174.00	Recreation-Culture		Collected in 1991	394,280.14
Garbage and Trash Disposal	1,320,000.00	Public Works	542,140.31	Cancelled, Abated or Adjusted 1991	
Public Buildings and Grounds	139,016.00	Buildings and Grounds	253,411.89	Transfers to Tax Title Liens or Foreclosed	
Other Public Works		Library and Education	287,989.40	Balance December 31, 1991	
HEALTH and WELFARE		Conservation		TAX TITLE LIENS OUTSTANDING	
Health Services Except Environmental	90,721.00	All Other		Balance January 1, 1991	23,224.81
Welfare-Public Assistance	21,630.00			Transfer From Taxes	
Hospital, Clinics, First Aid	100.00			Redeemed in 1991	22,741.81
Animal, Insect, & Rodent Control	8,000.00			Cancelled, Abated or Adjusted (1991)	
Other Welfare Services				Transfers to Foreclosed Property	
RECREATION and CONSERVATION				Balance December 31, 1991	483.00
Beaches and Boardwalks				PROPERTY ACQUIRED BY DEED OR	
Parks, Playgrounds, Shade Trees				FORECLOSURE	
Land Reclamation & Conservation	265,835.99			Balance January 1, 1991	19,760.00
Other Recreational Services	75,650.00			Transfers From Taxes or Liens	
EDUCATION (excluding schools)				Sale for Cash (1991)	
Libraries	359,986.00			Cancelled, Abated or Adjusted (1991)	
Other Educational Services				Balance December 31, 1991	19,760.00
STATUTORY EXPENDITURES				CURRENT FINANCES DECEMBER 31, 1991	
Pensions & F. I. C. A.	464,172.00			ASSETS	
Employee Fringe Benefits	486,612.00			Cash Dec. 31, 1991	1,915,337.96
Other Statutory Expenditures				Taxes Receivable	358,125.26
CETA And Other Public Employment Programs				Tax Title Liens	483.00
MUNICIPAL FUNCTIONS TOTAL	8,108,453.01			Foreclosed Property	19,760.00
CAPITAL IMPROVEMENTS *MEMO*	5,000.00			Emergencies & Other Deferred Charges	16,640.00
DEBT SERVICE				State and Federal Aid Receivable	83,846.77
Principal Payments	360,000.00			Other Receivables	126,275.64
Interest Payments	402,827.89			Total	2,520,468.63
DEFERRED CHARGES	26,005.29			LIABILITIES, RESERVES, AND SURPLUS	
SCHOOL, COUNTY, SPECIAL DISTRICT TAXES	13,799,089.95			Cash Liabilities	945,486.82
RESERVE FOR UNCOLLECTED TAXES	563,000.00			Reserves for Receivables	504,643.90
EXPENDITURES TOTAL	23,264,376.14			Surplus Dec. 31, 1991	1,070,337.91
				Total	2,520,468.63

2011
Population 1980 12,426
Population 1990 11,439
S & P Rating
Moody Rating AA

General Tax Rate Per \$100. 3.09
State Equalized Tax Rate 1.99

NEW PROVIDENCE BOROUGH - UNION CO.
Form of Government
Borough Council
Number of Members - 6

PER CAPITA:
Gross Debt 491.86
Net Debt 456.89
Debt Service 56.13
Total Tax Levy 2,001.25
Municipal Expenditures 857.56
PER CENT:
Gross Debt .49
Net Debt .45
Tax Levy Collected 99.37
Tax Levy Cancelled, Abated or Adjusted .03

EXPENDITURES		REVENUES-REALIZED		1991 PROPERTY TAX	
GENERAL GOVERNMENT				STATE EQUALIZED TAX RATE 1.02	
Governing Body & Public Boards		1991 Property Taxes Collected 22,747,992.14		Local District School Taxes	11,703,536.00
Municipal Clerk		1991 Payments in Lieu of Taxes		Regional & Consolidated School Tax	
Financial Administration	30,010.00	Delinquent Tax & Lien Collections 174,629.15		School Taxes in Municipal Budget	
Assessment of Taxes	52,530.00	Business Personalty Replacement Taxes 215,949.00		County Taxes	4,740,729.28
Collection of Taxes	44,795.00	Taxes from Public Utilities 953,631.00		County Library Taxes	
Planning, Housing & Development	77,275.00	Other Miscellaneous Tax Revenues		Local Municipal Purpose Taxes	6,321,930.23
Human Resources	102,522.00	State Aid Revenues 651,509.00		Veteran & Senior Citizen Taxes	73,050.00
Elections		Federal Aid Revenues		Total Taxes for Rate Computation	22,839,245.51
General Administration (other)	914,930.28	State and Local Fiscal Assistance Act Utilized		Special District Taxes	
JUDICIARY		Sale of Acquired Property		Bank Corp. Taxes	
Municipal Courts	67,035.00	Other Miscellaneous Revenues		Added and Omitted Taxes	126,069.40
PUBLIC SAFETY		Total 25,301,266.90		Total Taxes Levied - ABSTRACT	22,892,264.91
Fire Protection	141,797.50	Prior Years Surplus Appropriated 992,675.68		Total Taxes Billed	22,892,264.91
Police Protection	1,357,565.00	REVENUES TOTAL 26,293,942.58		1991 TAXES COLLECTED	22,747,992.14
Civil Defense & Disaster Control	3,000.00	Reserve For Uncollected Taxes 930,126.46		1991 Taxes Cancelled, Abated or Adjusted	5,985.33
Environmental Inspection & Control	34,580.00	CAPITAL OUTLAY TOTAL 136,288.87		Transfer to Tax Title Liens or Foreclosed	373.89
Other Public Safety				Balance Outstanding Dec. 31, 1991	137,913.55
PUBLIC WORKS				PRIOR YEARS TAXES OUTSTANDING	
Streets and Drainage	757,385.00	Public Enterprises		Balance January 1, 1991	174,636.65
Sewers and Sewage Processing	2,080,160.00	Recreation-Culture		Collected in 1991	106,346.21
Garbage and Trash Disposal	240,000.00	Public Works 30,758.01		Cancelled, Abated or Adjusted 1991	7.50
Public Buildings and Grounds	264,670.00	Buildings and Grounds 105,530.86		Transfers to Tax Title Liens or Foreclosed	68,282.94
Other Public Works	225,425.00	Library and Education		Balance December 31, 1991	
HEALTH and WELFARE		Conservation		TAX TITLE LIENS OUTSTANDING	
Health Services Except Environmental	69,070.00	All Other		Balance January 1, 1991	6,507.47
Welfare-Public Assistance	26,300.00	CAPITAL DEBT AUTHORIZED, DECEMBER 31, 1991		Transfer From Taxes	68,656.83
Hospital, Clinics, First Aid	500.00	ISSUED AND UNISSUED GROSS DEBT NET DEBT		Redeemed in 1991	68,282.94
Animal, Insect, & Rodent Control		School 400,000		Cancelled, Abated or Adjusted (1991)	
Other Welfare Services		Self-Liquidating		Transfers to Foreclosed Property	
RECREATION and CONSERVATION		Other 5,226,382		Balance December 31, 1991	6,881.36
Beaches and Boardwalks		Total 5,626,382		PROPERTY ACQUIRED BY DEED OR	
Parks, Playgrounds, Shade Trees	138,175.00	ISSUED AND OUTSTANDING		FORECLOSURE	
Land Reclamation & Conservation		School 400,000.00		Balance January 1, 1991	10,555.00
Other Recreational Services	49,325.00	Self-Liquidating		Transfers From Taxes or Liens	
EDUCATION (excluding schools)		Other 4,941,382.00		Sale for Cash (1991)	
Libraries	395,445.00	Total 5,341,382.00		Cancelled, Abated or Adjusted (1991)	
Other Educational Services		EQUALIZED VALUATION BASIS		Balance December 31, 1991	10,555.00
STATUTORY EXPENDITURES		FOR NET DEBT COMPUTATION 1,158,013.621		CURRENT FINANCES DECEMBER 31, 1991	
Pensions & F. L. C. A.	564,077.00	REAL PROPERTY VALUATIONS		ASSETS	
Employee Fringe Benefits	500,864.00	Code Class # of Parcels % VAL'N ASSESSED VALUATION		Cash Dec. 31, 1991	1,839,058.12
Other Statutory Expenditures		1 Vacant Land 121 1.48 10,817,500.00		Taxes Receivable	137,913.55
CETA And Other Public Employment Programs		2 Residential 3532 71.14 519,874,100.00		Tax Title Liens	6,881.36
MUNICIPAL FUNCTIONS TOTAL 8,237,435.78		3 Farm 3 .05 412,200.00		Foreclosed Property	10,555.00
CAPITAL IMPROVEMENTS *MEPO* 42,930.00		4a Commercial 139 13.51 98,753,200.00		Emergencies & Other Deferred Charges	
DEBT SERVICE		4b Industrial 17 11.14 81,377,100.00		State and Federal Aid Receivable	190,125.00
Principal Payments 298,500.00		4c Apartments 14 2.67 19,547,500.00		Other Receivables	119,305.86
Interest Payments 343,530.55		Total 3825 730,761,600.00		Total	2,303,838.89
DEFERRED CHARGES		Land Area 3.50 Sq. Miles		LIABILITIES, RESERVES, AND SURPLUS	
SCHOOL, COUNTY, SPECIAL DISTRICT TAXES 16,444,265.28		Net Valuation Taxable-Municipal 737,680,347		Cash Liabilities	1,037,448.15
RESERVE FOR UNCOLLECTED TAXES 930,126.46		Net Valuation Taxable-County 1,202,107,108		Reserves for Receivables	228,812.41
EXPENDITURES TOTAL 26,253,858.07		State Equalized Valuation 1,140,772,448		Surplus Dec. 31, 1991	1,037,578.33
		State Equalization Ratio 64.45		Total	2,303,838.89

0714
Population 1980 329,248
Population 1990 275,221
S & P Rating
Moody Rating AAA

General Tax Rate Per \$100. 19.96
State Equalized Tax Rate 2.99

NEWARK CITY - ESSEX COUNTY
Form of Government
Mayor-Council Plan C (OMCL 50)
Number of Members - 9

PER CAPITA:
Gross Debt 1,192.12
Net Debt 326.98
Debt Service 81.82
Total Tax Levy 747.71
Municipal Expenditures 1,428.56
PER CENT:
Gross Debt 5.35
Net Debt 1.47
Tax Levy Collected 82.90
Tax Levy Cancelled, Abated or Adjusted 4.21

EXPENDITURES		REVENUES-REALIZED		1991 PROPERTY TAX	
GENERAL GOVERNMENT				STATE EQUALIZED TAX RATE 1.23	
Governing Body & Public Boards	5,838,669.71	1991 Property Taxes Collected 171,157,246.55		Local District School Taxes	83,890,235.50
Municipal Clerk	3,378,023.31	1991 Payments in Lieu of Taxes 22,168,484.74		Regional & Consolidated School Tax	
Financial Administration	6,507,154.12	Delinquent Tax & Lien Collections 20,739,237.88		School Taxes in Municipal Budget	
Assessment of Taxes	654,536.97	Business Personality Replacement Taxes 19,172,986.00		County Taxes	37,195,011.35
Collection of Taxes	796,290.25	Taxes from Public Utilities 25,182,750.05		County Library Taxes	
Planning, Housing & Development	3,446,815.33	Other Miscellaneous Tax Revenues 12,781,173.32		Local Municipal Purpose Taxes	81,704,578.50
Human Resources	5,695,369.00	State Aid Revenues 91,661,839.56		Veteran & Senior Citizen Taxes	710,200.00
Elections	83,838.22	Federal Aid Revenues 9,195,983.73		Total Taxes for Rate Computation	203,500,025.35
General Administration (other)	25,283,791.85	State and Local Fiscal Assistance Act Utilized		Special District Taxes	
JUDICIARY		Sale of Acquired Property 2,710,775.60		Bank Corp. Taxes	
Municipal Courts	3,049,276.75	Other Miscellaneous Revenues 134,422,916.49		Added and Omitted Taxes	2,996,374.29
PUBLIC SAFETY		Total 509,193,393.92		Total Taxes Levied - ABSTRACT	205,786,199.64
Fire Protection	38,600,835.80	Prior Years Surplus Appropriated		Total Taxes Billed	206,469,104.86
Police Protection	56,444,106.91	REVENUES TOTAL 509,193,393.92		1991 TAXES COLLECTED	171,157,246.55
Civil Defense & Disaster Control	181,137.70	Reserve For Uncollected Taxes 26,373,000.00		1991 Taxes Cancelled, Abated or Adjusted	8,698,601.35
Environmental Inspection & Control	701,494.54	CAPITAL OUTLAY TOTAL 20,525,646.06		Transfer to Tax Title Liens or Foreclosed	9,271,247.41
Other Public Safety				Balance Outstanding Dec. 31, 1991	17,342,009.55
PUBLIC WORKS				PRIOR YEARS TAXES OUTSTANDING	
Streets and Drainage	36,412,505.16	Public Enterprises 10,401,121.65		Balance January 1, 1991	21,701,179.12
Sewers and Sewage Processing	27,677,731.66	Recreation—Culture 186,838.77		Collected in 1991	13,220,688.11
Garbage and Trash Disposal		Public Works 1,491,890.83		Cancelled, Abated or Adjusted 1991	2,327,389.27
Public Buildings and Grounds	10,225,411.41	Buildings and Grounds 5,931,970.50		Transfers to Tax Title Liens or Foreclosed	3,160,458.86
Other Public Works	3,698,631.84	Library and Education 2,513,824.31		Balance December 31, 1991	2,992,642.88
HEALTH and WELFARE		Conservation		TAX TITLE LIENS OUTSTANDING	
Health Services Except Environmental	15,357,729.76	All Other		Balance January 1, 1991	18,522,675.01
Welfare-Public Assistance	9,979,646.73	CAPITAL DEBT AUTHORIZED, DECEMBER 31, 1991		Transfer From Taxes	13,142,262.06
Hospital, Clinics, First Aid		ISSUED AND UNISSUED GROSS DEBT NET DEBT		Redeemed in 1991	7,518,549.77
Animal, Insect, & Rodent Control	165,000.00	School 165,878,469		Cancelled, Abated or Adjusted (1991)	478,136.07
Other Welfare Services		Self-Liquidating 53,663,000		Transfers to Foreclosed Property	4,472,286.74
RECREATION and CONSERVATION		Other 108,555,068		Balance December 31, 1991	19,195,964.49
Beaches and Boardwalks		Total 328,096,537		PROPERTY ACQUIRED BY DEED OR FORECLOSURE	
Parks, Playgrounds, Shade Trees	796,677.46	ISSUED AND OUTSTANDING		Balance January 1, 1991	82,041,226.00
Land Reclamation & Conservation	1,567,369.93	School 59,078,000.00		Transfers From Taxes or Liens	4,472,286.74
Other Recreational Services	66,350.00	Self-Liquidating 27,006,000.00		Sale for Cash (1991)	
EDUCATION (excluding schools)		Other 73,758,713.81		Cancelled, Abated or Adjusted (1991)	4,472,286.74
Libraries	8,599,480.00	Total 159,842,713.81		Balance December 31, 1991	82,041,226.00
Other Educational Services	6,603,190.26	EQUALIZED VALUATION BASIS		CURRENT FINANCES DECEMBER 31, 1991	
STATUTORY EXPENDITURES		FOR NET DEBT COMPUTATION		ASSETS	
Pensions & F.L.C.A.	26,560,815.36	REAL PROPERTY VALUATIONS		Cash Dec. 31, 1991	53,619,008.39
Employee Fringe Benefits	26,586,313.82	Code Class # of Parcels % VAL'N ASSESSED VALUATION		Taxes Receivable	20,334,652.43
Other Statutory Expenditures		1 Vacant Land 4911 3.19 31,224,500.00		Tax Title Liens	19,195,964.49
CETA And Other Public Employment Programs		2 Residential 25755 30.92 302,880,800.00		Foreclosed Property	82,041,226.00
MUNICIPAL FUNCTIONS TOTAL 324,958,193.85		3 Farm 4996 39.90 390,841,100.00		Emergencies & Other Deferred Charges	11,058,942.96
CAPITAL IMPROVEMENTS *MEMO* 30,000.00		4a Commercial 1186 17.92 176,542,700.00		State and Federal Aid Receivable	38,155,705.65
DEBT SERVICE		4c Apartments 1255 8.17 80,079,400.00		Other Receivables	29,324,290.52
Principal Payments	14,700,100.00	Total 38103 979,568,500.00		Total	253,729,780.44
Interest Payments	7,819,141.77	Land Area 24.14 Sq. Miles		LIABILITIES, RESERVES, AND SURPLUS	
TYPE I SCHL DEBT *MEMO* 10,329,253.51		Net Valuation Taxable-Municipal 1,016,342,300		Cash Liabilities	102,833,657.00
DEFERRED CHARGES 19,320,637.39		Net Valuation Taxable-County 6,940,487,576		Reserves for Receivables	150,896,123.44
SCHOOL, COUNTY, SPECIAL DISTRICT TAXES 121,085,246.85		State Equalized Valuation 6,585,592,810		Surplus Dec. 31, 1991	
RESERVE FOR UNCOLLECTED TAXES 26,373,000.00		State Equalization Ratio 14.96		Total	253,729,780.44
EXPENDITURES TOTAL 514,256,319.86					

0813

Population 1980 1,563
 Population 1990 1,592
 S & P Rating
 Moody Rating

General Tax Rate Per \$100.

2.47

State Equalized Tax Rate

2.48

NEWFIELD BOROUGH - GLOUCESTER CO.

Form of Government

Borough Council

Number of Members - 6

PER CAPITA:

Gross Debt 228.58
 Net Debt 227.32
 Debt Service 26.70
 Total Tax Levy 873.58
 Municipal Expenditures 520.34

PER CENT:

Gross Debt .66
 Net Debt .66
 Tax Levy Collected 94.14
 Tax Levy Cancelled, Abated or Adjusted .11

EXPENDITURES		REVENUES-REALIZED		1991 PROPERTY TAX	
GENERAL GOVERNMENT				STATE EQUALIZED TAX RATE →	
Governing Body & Public Boards	7,300.00	1991 Property Taxes Collected	1,310,827.21	Local District School Taxes	1.16 647,208.00
Municipal Clerk		1991 Payments in Lieu of Taxes		Regional & Consolidated School Tax	
Financial Administration	18,649.00	Delinquent Tax & Lien Collections	72,796.71	School Taxes in Municipal Budget	
Assessment of Taxes	12,025.00	Business Personality Replacement Taxes	20,445.76	County Taxes	.63 349,492.37
Collection of Taxes	19,855.00	Taxes from Public Utilities	77,430.00	County Library Taxes	.02 13,864.68
Planning, Housing & Development	5,075.00	Other Miscellaneous Tax Revenues		Local Municipal Purpose Taxes	.67 375,938.71
Human Resources	4,568.00	State Aid Revenues	77,305.68	Veteran & Senior Citizen Taxes	
Elections	950.00	Federal Aid Revenues		Total Taxes for Rate Computation	2.48 1,408,503.76
General Administration (other)	101,085.00	State and Local Fiscal Assistance Act Utilized		Special District Taxes	
JUDICIARY		Sale of Acquired Property		Bank Corp. Taxes	
Municipal Courts	16,515.00	Other Miscellaneous Revenues	93,451.64	Added and Omitted Taxes	4,235.86
PUBLIC SAFETY		Total	1,652,257.00	Total Taxes Levied - ABSTRACT	1,390,739.62
Fire Protection	14,201.00	Prior Years Surplus Appropriated	200,000.00	Total Taxes Billed	1,392,428.10
Police Protection	140,150.00	REVENUES TOTAL	1,852,257.00	1991 TAXES COLLECTED	1,310,827.21
Civil Defense & Disaster Control		Reserve For Uncollected Taxes	151,359.67	1991 Taxes Cancelled, Abated or Adjusted	1,509.17
Environmental Inspection & Control	13,105.00	CAPITAL OUTLAY TOTAL	57,887.72	Transfer to Tax Title Liens or Foreclosed	7,991.33
Other Public Safety				Balance Outstanding Dec. 31, 1991	72,100.39
PUBLIC WORKS				PRIOR YEARS TAXES OUTSTANDING	
Streets and Drainage	33,950.00	Public Enterprises		Balance January 1, 1991	71,490.80
Sewers and Sewage Processing		Recreation—Culture		Collected in 1991	70,959.66
Garbage and Trash Disposal	105,200.00	Public Works	57,816.11	Cancelled, Abated or Adjusted 1991	2.47
Public Buildings and Grounds	49,951.15	Buildings and Grounds	71.61	Transfers to Tax Title Liens or Foreclosed	528.67
Other Public Works	1,320.28	Library and Education		Balance December 31, 1991	
HEALTH and WELFARE		Conservation		TAX TITLE LIENS OUTSTANDING	
Health Services Except Environmental	1,650.00	All Other		Balance January 1, 1991	11,495.50
Welfare—Public Assistance	100.00	CAPITAL DEBT AUTHORIZED, DECEMBER 31, 1991		Transfer From Taxes	10,123.75
Hospital, Clinics, First Aid		ISSUED AND UNISSUED		Redeemed in 1991	3,087.05
Animal, Insect, & Rodent Control	580.00	School		Cancelled, Abated or Adjusted (1991)	
Other Welfare Services		Self-Liquidating		Transfers to Foreclosed Property	
RECREATION and CONSERVATION		Other	363,900	Balance December 31, 1991	18,532.20
Beaches and Boardwalks		Total	363,900	PROPERTY ACQUIRED BY DEED OR	
Parks, Playgrounds, Shade Trees	1,000.00			FORECLOSURE	
Land Reclamation & Conservation		ISSUED AND OUTSTANDING		Balance January 1, 1991	
Other Recreational Services	1,250.00	School		Transfers From Taxes or Liens	
EDUCATION (excluding schools)		Self-Liquidating		Sale for Cash (1991)	
Libraries	12,250.00	Other	90,150.00	Cancelled, Abated or Adjusted (1991)	
Other Educational Services		Total	90,150.00	Balance December 31, 1991	
STATUTORY EXPENDITURES		EQUALIZED VALUATION BASIS		CURRENT FINANCES DECEMBER 31, 1991	
Pensions & F. I. C. A.	31,500.00	FOR NET DEBT COMPUTATION	54,813,694	ASSETS	
Employee Fringe Benefits	25,000.00	REAL PROPERTY VALUATIONS		Cash Dec. 31, 1991	511,150.84
Other Statutory Expenditures	4,000.00	Code Class # of Parcels % VAL'N	ASSESSED VALUATION	Taxes Receivable	72,100.39
CETA And Other Public Employment Programs		1 Vacant Land 94 2.59	1,449,200.00	Tax Title Liens	18,532.20
MUNICIPAL FUNCTIONS TOTAL	621,229.43	2 Residential 504 70.42	39,343,900.00	Foreclosed Property	
CAPITAL IMPROVEMENTS *MEMO*	11,250.00	3 Farm 26 2.02	1,129,400.00	Emergencies & Other Deferred Charges	16,800.00
DEBT SERVICE		4a Commercial 31 7.11	3,975,000.00	State and Federal Aid Receivable	5,378.00
Principal Payments	34,250.00	4b Industrial 13 16.65	9,300,800.00	Other Receivables	45,017.35
Interest Payments	8,248.50	4c Apartments 4 1.20	669,900.00	Total	668,978.78
		Total 672	55,868,200.00	LIABILITIES, RESERVES, AND SURPLUS	
DEFERRED CHARGES	13,300.00	Land Area 1.71 Sq. Miles		Cash Liabilities	230,313.70
SCHOOL COUNTY, SPECIAL DISTRICT TAXES	1,010,565.05	Net Valuation Taxable—Municipal	56,202,115	Reserves for Receivables	128,986.75
RESERVE FOR UNCOLLECTED TAXES	151,359.57	Net Valuation Taxable—County	56,478,459	Surplus Dec. 31, 1991	309,678.33
EXPENDITURES TOTAL	1,833,952.65	State Equalized Valuation	55,907,575	Total	668,978.78
		State Equalization Ratio	100.53		

1915
Population 1980 7,748
Population 1990 7,521
S & P Rating
Moody Rating

General Tax Rate Per \$100. 1.84
State Equalized Tax Rate 1.95

NEWTON TOWN - SUSSEX COUNTY
Form of Government
Council-Manager Plan B (OMCL 50)
Number of Members - 5

PER CAPITA:
Gross Debt 2,281.72
Net Debt 511.74
Debt Service 30.89
Total Tax Levy 971.90
Municipal Expenditures 484.69
PER CENT:
Gross Debt 4.81
Net Debt 1.08
Tax Levy Collected 93.16
Tax Levy Cancelled, Abated or Adjusted 1.28

EXPENDITURES		REVENUES-REALIZED		1991 PROPERTY TAX	
GENERAL GOVERNMENT				STATE EQUALIZED TAX RATE 1.14	
Governing Body & Public Boards		1991 Property Taxes Collected	5,341,614.61	Local District School Taxes	4,301,706.00
Municipal Clerk		1991 Payments in Lieu of Taxes	172,829.08	Regional & Consolidated School Tax	
Financial Administration	36,351.00	Delinquent Tax & Lien Collections	345,894.16	School Taxes in Municipal Budget	
Assessment of Taxes	39,538.00	Business Personalty Replacement Taxes	246,691.04	County Taxes	1,392,794.85
Collection of Taxes	31,896.00	Taxes from Public Utilities	516,475.31	County Library Taxes	101,106.66
Planning, Housing & Development	33,198.00	Other Miscellaneous Tax Revenues		Local Municipal Purpose Taxes	1,495,362.29
Human Resources	70,825.38	State Aid Revenues	410,397.01	Veteran & Senior Citizen Taxes	62,550.00
Elections	2,600.00	Federal Aid Revenues		Total Taxes for Rate Computation	7,357,519.80
General Administration (other)	359,563.00	State and Local Fiscal Assistance Act Utilized		Special District Taxes	
JUDICIARY		Sale of Acquired Property		Bank Corp. Taxes	
Municipal Courts	57,149.00	Other Miscellaneous Revenues	440,360.10	Added and Omitted Taxes	14,689.97
PUBLIC SAFETY		Total	9,974,261.81	Total Taxes Levied - ABSTRACT	7,309,659.77
Fire Protection	48,380.00	Prior Years Surplus Appropriated	280,000.00	Total Taxes Billed	7,343,899.78
Police Protection	988,677.04	REVENUES TOTAL	9,254,261.81	1991 TAXES COLLECTED	6,841,614.61
Civil Defense & Disaster Control	1,157.00	Reserve For Uncollected Taxes	480,000.00	1991 Taxes Cancelled, Abated or Adjusted	93,716.73
Environmental Inspection & Control	60,431.00	CAPITAL OUTLAY TOTAL	1,156,484.99	Transfer to Tax Title Liens or Foreclosed	3,280.72
Other Public Safety				Balance Outstanding Dec. 31, 1991	405,287.72
PUBLIC WORKS				PRIOR YEARS TAXES OUTSTANDING	
Streets and Drainage	323,008.00	Public Enterprises	570,859.47	Balance January 1, 1991	348,179.14
Sewers and Sewage Processing		Recreation-Culture		Collected in 1991	338,637.81
Garbage and Trash Disposal	100,110.00	Public Works	444,248.82	Cancelled, Abated or Adjusted 1991	1,031.97
Public Buildings and Grounds	110,914.00	Buildings and Grounds	141,376.60	Transfers to Tax Title Liens or Foreclosed	1,549.39
Other Public Works		Library and Education		Balance December 31, 1991	6,959.97
HEALTH and WELFARE		Conservation		TAX TITLE LIENS OUTSTANDING	
Health Services Except Environmental	8,818.00	All Other		Balance January 1, 1991	17,167.79
Welfare-Public Assistance	19,416.00	CAPITAL DEBT AUTHORIZED, DECEMBER 31, 1991		Transfer From Taxes	5,010.32
Hospital, Clinics, First Aid		ISSUED AND UNISSUED		Redeemed in 1991	7,256.35
Animal, Insect, & Rodent Control	6,000.00	School	312,000.00	Cancelled, Abated or Adjusted (1991)	
Other Welfare Services		Self-Liquidating	15,140,871	Transfers to Foreclosed Property	
RECREATION and CONSERVATION		Other	1,707,954	Balance December 31, 1991	14,921.76
Beaches and Boardwalks		Total	17,160,825	PROPERTY ACQUIRED BY DEED OR FORECLOSURE	
Parks, Playgrounds, Shade Trees	62,492.00	ISSUED AND OUTSTANDING		Balance January 1, 1991	93,540.00
Land Reclamation & Conservation	3,195.64	School	312,000.00	Transfers From Taxes or Liens	
Other Recreational Services	52,854.00	Self-Liquidating	14,309,177.86	Sale for Cash (1991)	
EDUCATION (excluding schools)		Other	634,998.00	Cancelled, Abated or Adjusted (1991)	
Libraries		Total	15,256,175.86	Balance December 31, 1991	93,540.00
Other Educational Services		EQUALIZED VALUATION BASIS		CURRENT FINANCES DECEMBER 31, 1991	
STATUTORY EXPENDITURES		FOR NET DEBT COMPUTATION	356,743,604	ASSETS	
Pensions & F. I. C. A.	223,755.00	REAL PROPERTY VALUATIONS		Cash Dec. 31, 1991	1,359,561.88
Employee Fringe Benefits	211,634.72	Code Class # of Parcels % VAL'N		Taxes Receivable	412,247.69
Other Statutory Expenditures		1 Vacant Land 207 4.48	17,675,500.00	Tax Title Liens	14,921.76
CETA And Other Public Employment Programs		2 Residential 1752 60.19	237,379,510.00	Foreclosed Property	93,540.00
MUNICIPAL FUNCTIONS TOTAL	2,862,062.78	3 Farm 8 .06	209,500.00	Emergencies & Other Deferred Charges	101,000.00
CAPITAL IMPROVEMENTS *MEMO*	50,000.00	4a Commercial 273 24.51	97,040,000.00	State and Federal Aid Receivable	4,256.00
DEBT SERVICE		4b Industrial 10 3.77	14,880,700.00	Other Receivables	11,432.75
Principal Payments	183,334.00	4c Apartments 25 6.89	27,181,700.00	Total	1,996,960.08
Interest Payments	49,025.67	Total	394,366,210.00	LIABILITIES, RESERVES, AND SURPLUS	
DEFERRED CHARGES	70,912.00	Land Area 3.30 Sq. Miles		Cash Liabilities	1,105,514.17
SCHOOL COUNTY, SPECIAL DISTRICT TAXES	5,795,607.51	Net Valuation Taxable-Municipal	397,962,539	Reserves for Receivables	520,868.45
RESERVE FOR UNCOLLECTED TAXES	480,000.00	Net Valuation Taxable-County	383,977,461	Surplus Dec. 31, 1991	366,577.46
EXPENDITURES TOTAL	9,440,941.96	State Equalized Valuation	376,167,108	Total	1,996,960.08
		State Equalization Ratio	105.85		

0239
Population 1980 16,587
Population 1990 13,790
S & P Rating
Moody Rating A

General Tax Rate Per \$100. 1.66
State Equalized Tax Rate 1.57

NORTH ARLINGTON BORO. - BERGEN CO.
Form of Government
Borough Council
Number of Members - 6

PER CAPITA:
Gross Debt 1,137.10
Net Debt 874.38
Debt Service 71.80
Total Tax Levy 946.34
Municipal Expenditures 766.38
PER CENT:
Gross Debt 1.85
Net Debt 1.42
Tax Levy Collected 96.84
Tax Levy Cancelled, Abated or Adjusted

EXPENDITURES		REVENUES-REALIZED		1991 PROPERTY TAX	
GENERAL GOVERNMENT				STATE EQUALIZED TAX RATE 1.04	
Governing Body & Public Boards	35,366.00	1991 Property Taxes Collected	12,637,911.45	Local District School Taxes	8,676,582.00
Municipal Clerk		1991 Payments in Lieu of Taxes		Regional & Consolidated School Tax	
Financial Administration	32,000.00	Delinquent Tax & Lien Collections	230,528.47	School Taxes in Municipal Budget	
Assessment of Taxes	6,010.00	Business Personalty Replacement Taxes	151,182.00	County Taxes	2,143,774.16
Collection of Taxes	127,084.00	Taxes from Public Utilities	809,853.00	County Library Taxes	
Planning, Housing & Development	13,825.00	Other Miscellaneous Tax Revenues	399,115.00	Local Municipal Purpose Taxes	2,211,671.65
Human Resources	199,480.00	State Aid Revenues	1,393,956.58	Veteran & Senior Citizen Taxes	177,150.00
Elections	5,646.00	Federal Aid Revenues		Total Taxes for Rate Computation	13,209,177.81
General Administration (other)	1,117,028.00	State and Local Fiscal Assistance Act Utilized		Special District Taxes	
JUDICIARY		Sale of Acquired Property		Bank Corp. Taxes	
Municipal Courts	160,827.00	Other Miscellaneous Revenues	5,596,983.30	Added and Omitted Taxes	17,996.09
PUBLIC SAFETY		Total	21,219,529.80	Total Taxes Levied - ABSTRACT	13,050,023.90
Fire Protection	138,973.00	Prior Years Surplus Appropriated	2,472,920.00	Total Taxes Billed	13,050,023.90
Police Protection	2,792,272.00	REVENUES TOTAL	23,692,449.80	1991 TAXES COLLECTED	12,637,911.45
Civil Defense & Disaster Control	2,800.00	Reserve For Uncollected Taxes	325,800.70	1991 Taxes Cancelled, Abated or Adjusted	
Environmental Inspection & Control	98,675.00	CAPITAL OUTLAY TOTAL	1,855,434.80	Transfer to Tax Title Liens or Foreclosed	58,320.78
Other Public Safety		Public Enterprises	12,483.77	Balance Outstanding Dec. 31, 1991	353,791.67
PUBLIC WORKS		Recreation-Culture		PRIOR YEARS TAXES OUTSTANDING	
Streets and Drainage	930,198.50	Public Works	443,774.03	Balance January 1, 1991	277,263.76
Sewers and Sewage Processing	626,203.42	Buildings and Grounds	1,399,177.00	Collected in 1991	190,482.52
Garbage and Trash Disposal	337,500.00	Library and Education		Cancelled, Abated or Adjusted 1991	19,030.04
Public Buildings and Grounds	236,850.00	Conservation		Transfers to Tax Title Liens or Foreclosed	19,067.80
Other Public Works	37,582.00	All Other		Balance December 31, 1991	48,683.40
HEALTH and WELFARE		CAPITAL DEBT AUTHORIZED, DECEMBER 31, 1991		TAX TITLE LIENS OUTSTANDING	
Health Services Except Environmental	238,242.00	ISSUED AND UNISSUED GROSS DEBT NET DEBT		Balance January 1, 1991	138,023.68
Welfare-Public Assistance	15,372.00	School		Transfer From Taxes	80,659.91
Hospital, Clinics, First Aid	8,000.00	Self-Liquidating	2,523,800	Redeemed in 1991	31,745.95
Animal, Insect, & Rodent Control	14,000.00	Other	13,156,825	Cancelled, Abated or Adjusted (1991)	
Other Welfare Services		Total	15,680,625	Transfers to Foreclosed Property	
RECREATION and CONSERVATION		ISSUED AND OUTSTANDING		Balance December 31, 1991	186,937.64
Beaches and Boardwalks		School		PROPERTY ACQUIRED BY DEED OR FORECLOSURE	
Parks, Playgrounds, Shade Trees	181,835.00	Self-Liquidating	593,000.00	Balance January 1, 1991	24,065.00
Land Reclamation & Conservation	54,276.58	Other	8,209,250.00	Transfers From Taxes or Liens	
Other Recreational Services	184,410.00	Total	8,802,250.00	Sale for Cash (1991)	
EDUCATION (excluding schools)		EQUALIZED VALUATION BASIS FOR NET DEBT COMPUTATION	849,064,041	Cancelled, Abated or Adjusted (1991)	
Libraries	298,414.00	REAL PROPERTY VALUATIONS		Balance December 31, 1991	24,065.00
Other Educational Services	198,420.00	Code Class # of Parcels % VAL'N ASSESSED VALUATION		CURRENT FINANCES DECEMBER 31, 1991 ASSETS	
STATUTORY EXPENDITURES		1 Vacant Land 67 1.15	8,999,700.00	Cash Dec. 31, 1991	6,208,524.16
Pensions & F. L. C. A.	590,597.00	2 Residential 36.97 32.33	645,788,800.00	Taxes Receivable	402,475.07
Employee Fringe Benefits	561,000.00	3 Farm		Tax Title Liens	186,937.64
Other Statutory Expenditures		4a Commercial 191 7.32	57,386,900.00	Foreclosed Property	24,065.00
CETA And Other Public Employment Programs		4b Industrial 61 4.30	33,704,500.00	Emergencies & Other Deferred Charges	4,500.00
MUNICIPAL FUNCTIONS TOTAL	9,244,886.50	4c Apartments 40 4.91	39,513,300.00	State and Federal Aid Receivable	35,204.37
CAPITAL IMPROVEMENTS * MEMO *	125,000.00	Total	784,393,200.00	Other Receivables	4,656,371.68
DEBT SERVICE		Land Area 2.50 Sq. Miles		Total	11,516,077.92
Principal Payments	480,907.40	Net Valuation Taxable-Municipal	785,185,662	LIABILITIES, RESERVES, AND SURPLUS	
Interest Payments	509,273.34	Net Valuation Taxable-County	904,384,413	Cash Liabilities	1,098,884.02
DEFERRED CHARGES	7,572.45	State Equalized Valuation	831,189,667	Reserves for Receivables	5,298,295.36
SCHOOL, COUNTY, SPECIAL DISTRICT TAXES	10,820,356.16	State Equalization Ratio	94.46	Surplus Dec. 31, 1991	5,120,898.54
RESERVE FOR UNCOLLECTED TAXES	325,800.70			Total	11,516,077.92
EXPENDITURES TOTAL	21,388,796.55				

0908
Population 1980 47,019
Population 1990 48,414
S & P Rating
Moody Rating BAA

General Tax Rate Per \$100. 8.31
State Equalized Tax Rate 2.71

NORTH BERGEN TOWNSHIP - HUDSON CO.
Form of Government
Commission (1911)
Number of Members - 5

PER CAPITA:
Gross Debt 1,137.14
Net Debt 854.72
Debt Service 133.71
Total Tax Levy 1,271.59
Municipal Expenditures 905.22
PER CENT:
Gross Debt 2.33
Net Debt 1.75
Tax Levy Collected 90.73
Tax Levy Cancelled, Abated or Adjusted

EXPENDITURES		REVENUES-REALIZED		1991 PROPERTY TAX	
GENERAL GOVERNMENT				STATE EQUALIZED TAX RATE	
Governing Body & Public Boards	7,350.00	1991 Property Taxes Collected	28,967,587.99	Local District School Taxes	1.15 26,042,775.00
Municipal Clerk	121,725.00	1991 Payments in Lieu of Taxes	414,359.00	Regional & Consolidated School Tax	
Financial Administration	1,832,275.00	Delinquent Tax & Lien Collections	2,575,000.00	School Taxes in Municipal Budget	.02 422,920.00
Assessment of Taxes	172,300.00	Business Personality Replacement Taxes	1,700,000.00	County Taxes	.57 12,982,451.20
Collection of Taxes	152,000.00	Taxes from Public Utilities	2,796,455.00	County Library Taxes	
Planning, Housing & Development	53,000.00	Other Miscellaneous Tax Revenues		Local Municipal Purpose Taxes	.97 22,114,818.00
Human Resources	395,887.00	State Aid Revenues	4,471,525.00	Veteran & Senior Citizen Taxes	297,450.00
Elections	20,000.00	Federal Aid Revenues	325,000.00	Total Taxes for Rate Computation	2.71 61,860,414.20
General Administration (other)	4,152,567.00	State and Local Fiscal Assistance Act Utilized		Special District Taxes	
JUDICIARY		Sale of Acquired Property		Bank Corp. Taxes	
Municipal Courts	313,340.00	Other Miscellaneous Revenues	5,613,703.57	Added and Omitted Taxes	
PUBLIC SAFETY		Total	46,363,630.56	Total Taxes Levied - ABSTRACT	61,562,964.20
Fire Protection	6,588,700.00	Prior Years Surplus Appropriated	2,000,000.00	Total Taxes Billed	31,925,988.00
Police Protection	5,848,463.00	REVENUES TOTAL	48,863,630.56	1991 TAXES COLLECTED	28,967,587.99
Civil Defense & Disaster Control		Reserve For Uncollected Taxes	5,099,196.00	1991 Taxes Cancelled, Abated or Adjusted	
Environmental Inspection & Control	417,000.00	CAPITAL OUTLAY TOTAL	20,212,202.30	Transfer to Tax Title Liens or Foreclosed	
Other Public Safety	34,800.00			Balance Outstanding Dec. 31, 1991	2,958,400.01
PUBLIC WORKS				PRIOR YEARS TAXES OUTSTANDING	
Streets and Drainage	1,628,459.00	Public Enterprises		Balance January 1, 1991	4,626,297.59
Sewers and Sewage Processing	3,394,065.00	Recreation-Culture	523,100.00	Collected in 1991	1,381,425.03
Garbage and Trash Disposal		Public Works	230,765.52	Cancelled, Abated or Adjusted 1991	
Public Buildings and Grounds	220,000.00	Buildings and Grounds	19,458,336.78	Transfers to Tax Title Liens or Foreclosed	
Other Public Works	897,500.00	Library and Education		Balance December 31, 1991	3,244,872.56
HEALTH and WELFARE		Conservation		TAX TITLE LIENS OUTSTANDING	
Health Services Except Environmental	421,425.00	All Other		Balance January 1, 1991	5,285,873.00
Welfare-Public Assistance	28,188.00	CAPITAL DEBT AUTHORIZED, DECEMBER 31, 1991		Transfer From Taxes	
Hospital, Clinics, First Aid		ISSUED AND UNISSUED		Redeemed in 1991	420,489.83
Animal, Insect, & Rodent Control	36,000.00	School	4,123,000.00	Cancelled, Abated or Adjusted (1991)	
Other Welfare Services		Self-Liquidating	380,000.00	Transfers to Foreclosed Property	
RECREATION and CONSERVATION		Other	50,550,389.00	Balance December 31, 1991	4,865,383.17
Beaches and Boardwalks		Total	55,053,389.00	PROPERTY ACQUIRED BY DEED OR FORECLOSURE	
Parks, Playgrounds, Shade Trees	409,500.00	ISSUED AND OUTSTANDING		Balance January 1, 1991	1,633,279.00
Land Reclamation & Conservation		School	4,123,000.00	Transfers From Taxes or Liens	
Other Recreational Services	180,000.00	Self-Liquidating		Sale for Cash (1991)	
EDUCATION (excluding schools)		Other	45,529,000.00	Cancelled, Abated or Adjusted (1991)	
Libraries	636,115.00	Total	49,652,000.00	Balance December 31, 1991	1,633,279.00
Other Educational Services		EQUALIZED VALUATION BASIS		CURRENT FINANCES DECEMBER 31, 1991	
STATUTORY EXPENDITURES		FOR NET DEBT COMPUTATION	2,361,397.017	ASSETS	
Pensions & F. I. C. A.	350,000.00	REAL PROPERTY VALUATIONS		Cash Dec. 31, 1991	8,335,949.68
Employee Fringe Benefits	3,459,305.00	Code Class # of Parcels % VAL'N ASSESSED VALUATION		Taxes Receivable	6,203,272.57
Other Statutory Expenditures		1 Vacant Land 566 4.59 33,779,025.00		Tax Title Liens	4,865,383.17
CETA And Other Public Employment Programs		2 Residential 9380 49.78 366,296,483.00		Foreclosed Property	1,633,279.00
MUNICIPAL FUNCTIONS TOTAL	31,769,969.00	3 Farm		Emergencies & Other Deferred Charges	627,746.22
CAPITAL IMPROVEMENTS *MEMO*	100,000.00	4a Commercial 703 20.64 151,897,295.00		State and Federal Aid Receivable	18,205,996.49
DEBT SERVICE		4b Industrial 257 15.75 115,920,605.00		Other Receivables	2,993,442.41
Principal Payments	3,094,189.00	4c Apartments 155 9.24 67,999,700.00		Total	42,865,069.54
Interest Payments	3,379,061.00	Total 11071 735,893,108.00		LIABILITIES, RESERVES, AND SURPLUS	
TYPE I SCHL DEBT *MEMO	359,275.00	Land Area 5.40 Sq. Miles		Cash Liabilities	24,341,316.53
DEFERRED CHARGES	482,723.00	Net Valuation Taxable-Municipal	740,510,360	Reserves for Receivables	15,695,377.15
SCHOOL, COUNTY, SPECIAL DISTRICT TAXES	39,448,146.20	Net Valuation Taxable-County	2,518,722,887	Surplus Dec. 31, 1991	2,828,375.86
RESERVE FOR UNCOLLECTED TAXES	5,099,196.00	State Equalized Valuation	2,261,958,074	Total	42,865,069.54
EXPENDITURES TOTAL	83,273,234.20	State Equalization Ratio	32.60		

1215
Population 1980 22,220
Population 1990 31,287
S & P Rating
Moody Rating AA

General Tax Rate Per \$100. 3.31
State Equalized Tax Rate 1.70

NORTH BRUNSWICK TWP. - MIDDLESEX CO.
Form of Government
Mayor Council Administrator
Number of Members - 5

PER CAPITA:
Gross Debt 2,220.86
Net Debt 949.69
Debt Service 48.34
Total Tax Levy 1,268.50
Municipal Expenditures 568.53

PER CENT:
Gross Debt 3.03
Net Debt 1.30
Tax Levy Collected 97.14
Tax Levy Cancelled, Abated or Adjusted .17

EXPENDITURES	REVENUES-REALIZED	1991 PROPERTY TAX
GENERAL GOVERNMENT		STATE EQUALIZED TAX RATE
Governing Body & Public Boards		Local District School Taxes .99 23,025,283.00
Municipal Clerk		Regional & Consolidated School Tax
Financial Administration 96,560.00	1991 Property Taxes Collected 38,602,720.65	School Taxes in Municipal Budget
Assessment of Taxes 99,633.00	1991 Payments in Lieu of Taxes 90,000.00	County Taxes .42 9,653,023.16
Collection of Taxes 85,756.00	Delinquent Tax & Lien Collections 589,569.95	County Library Taxes
Planning, Housing & Development 162,155.00	Business Personality Replacement Taxes 1,104,157.36	Local Municipal Purpose Taxes .29 6,663,622.45
Human Resources 189,863.96	Taxes from Public Utilities 2,523,740.00	Veteran & Senior Citizen Taxes 155,450.00
Elections 9,740.00	Other Miscellaneous Tax Revenues 41,202.00	Total Taxes for Rate Computation 1.70 39,497,378.61
General Administration (other) 1,241,908.00	State Aid Revenues 1,312,700.32	Special District Taxes
JUDICIARY	Federal Aid Revenues	Bank Corp. Taxes
Municipal Courts 183,894.76	State and Local Fiscal Assistance Act Utilized	Added and Omitted Taxes 345,746.94
PUBLIC SAFETY	Sale of Acquired Property	Total Taxes Levied - ABSTRACT 39,687,675.55
Fire Protection 243,465.50	Other Miscellaneous Revenues	Total Taxes Billed 39,740,021.33
Police Protection 4,905,764.05		1991 TAXES COLLECTED 38,602,720.65
Civil Defense & Disaster Control 23,528.00	Prior Years Surplus Appropriated 2,050,000.00	1991 Taxes Cancelled, Abated or Adjusted 67,671.48
Environmental Inspection & Control 403,823.00	REVENUES TOTAL 49,601,371.37	Transfer to Tax Title Liens or Foreclosed 175,894.23
Other Public Safety	Reserve For Uncollected Taxes 1,065,999.62	Balance Outstanding Dec. 31, 1991 893,734.97
PUBLIC WORKS	CAPITAL OUTLAY TOTAL 17,614,090.72	PRIOR YEARS TAXES OUTSTANDING
Streets and Drainage 631,903.00	Public Enterprises 7,262,074.12	Balance January 1, 1991 930,362.09
Sewers and Sewage Processing 2,135,443.00	Recreation—Culture	Collected in 1991 527,167.23
Garbage and Trash Disposal	Public Works 3,514.89	Cancelled, Abated or Adjusted 1991 330,304.11
Public Buildings and Grounds 214,588.00	Buildings and Grounds 10,348,501.70	Transfers to Tax Title Liens or Foreclosed 28,457.38
Other Public Works 199,432.00	Library and Education	Balance December 31, 1991 44,433.37
HEALTH and WELFARE	Conservation	TAX TITLE LIENS OUTSTANDING
Health Services Except Environmental 21,082.00	All Other	Balance January 1, 1991 489,896.96
Welfare—Public Assistance 16,224.00		Transfer From Taxes 228,257.80
Hospital, Clinics, First Aid	CAPITAL DEBT AUTHORIZED, DECEMBER 31, 1991	Redeemed in 1991 62,402.72
Animal, Insect, & Rodent Control 22,183.00	ISSUED AND UNISSUED GROSS DEBT NET DEBT	Cancelled, Abated or Adjusted (1991)
Other Welfare Services	School 10,743,000	Transfers to Foreclosed Property
RECREATION and CONSERVATION	Self-Liquidating 29,687,228	Balance December 31, 1991 655,752.04
Beaches and Boardwalks	Other 29,053,850	PROPERTY ACQUIRED BY DEED OR FORECLOSURE
Parks, Playgrounds, Shade Trees 271,130.00	Total 69,484,078	Balance January 1, 1991 130,057.00
Land Reclamation & Conservation 91,887.51	ISSUED AND OUTSTANDING	Transfers From Taxes or Liens
Other Recreational Services 430,340.00	School 10,743,000.00	Sale for Cash (1991)
EDUCATION (excluding schools)	Self-Liquidating 16,235,228.81	Cancelled, Abated or Adjusted (1991)
Libraries 703,804.08	Other 21,123,000.00	Balance December 31, 1991 130,057.00
Other Educational Services 6,144.00	Total 48,101,228.81	CURRENT FINANCES DECEMBER 31, 1991
STATUTORY EXPENDITURES	EQUALIZED VALUATION BASIS	ASSETS
Pensions & F. I. C. A. 1,435,700.00	FOR NET DEBT COMPUTATION 2,291,339,167	Cash Dec. 31, 1991 3,318,243.78
Employee Fringe Benefits 1,383,300.00	REAL PROPERTY VALUATIONS	Taxes Receivable 938,168.34
Other Statutory Expenditures	Code Class # of Parcels % VAL'N ASSESSED VALUATION	Tax Title Liens 655,752.04
CETA And Other Public Employment Programs	1 Vacant Land 1356 3.56 42,261,800.00	Foreclosed Property 130,057.00
MUNICIPAL FUNCTIONS TOTAL 15,209,311.86	2 Residential 7941 57.14 677,448,700.00	Emergencies & Other Deferred Charges
CAPITAL IMPROVEMENTS *MEMO* 100,000.00	3 Farm 27 .11 1,356,100.00	State and Federal Aid Receivable 96,439.78
DEBT SERVICE	4a Commercial 230 12.19 144,529,900.00	Other Receivables 132,750.08
Principal Payments 704,000.00	4b Industrial 57 19.51 232,541,700.00	Total 5,271,411.02
Interest Payments 303,352.50	4c Apartments 26 7.37 37,392,900.00	LIABILITIES, RESERVES, AND SURPLUS
	Total 9637 1,135,531,100.00	Cash Liabilities 1,992,223.94
DEFERRED CHARGES	Land Area 12.00 Sq. Miles	Reserves for Receivables 1,856,727.46
SCHOOL, COUNTY, SPECIAL DISTRICT TAXES 32,673,306.16	Net Valuation Taxable-Municipal 1,190,159,347	Surplus Dec. 31, 1991 1,422,459.62
RESERVE FOR UNCOLLECTED TAXES 1,065,999.62	Net Valuation Taxable-County 2,396,067,869	Total 5,271,411.02
EXPENDITURES TOTAL 50,465,970.14	State Equalized Valuation 2,313,354,829	
	State Equalization Ratio 51.35	

0715
 Population 1980 5,832
 Population 1990 6,706
 S & P Rating
 Moody Rating A A

General Tax Rate Per \$100. 4.32
 State Equalized Tax Rate 1.83

NORTH CALDWELL TOWNSHIP - ESSEX CO.
 Form of Government
 Borough Council
 Number of Members - 6

PER CAPITA:
 Gross Debt 287.29
 Net Debt 143.68
 Debt Service 32.20
 Total Tax Levy 2,017.54
 Municipal Expenditures 680.37
 PER CENT:
 Gross Debt .27
 Net Debt .13
 Tax Levy Collected 97.89
 Tax Levy Cancelled, Abated or Adjusted .38

EXPENDITURES		REVENUES-REALIZED		1991 PROPERTY TAX	
GENERAL GOVERNMENT				STATE EQUALIZED TAX RATE	
Governing Body & Public Boards		1991 Property Taxes Collected	13,261,471.11	Local District School Taxes	.53 3,829,965.00
Municipal Clerk		1991 Payments in Lieu of Taxes		Regional & Consolidated School Tax	.40 2,875,693.38
Financial Administration	79,225.00	Delinquent Tax & Lien Collections	271,405.59	School Taxes in Municipal Budget	
Assessment of Taxes	18,245.00	Business Penalty Replacement Taxes	26,801.92	County Taxes	.60 4,374,298.19
Collection of Taxes	56,050.00	Taxes from Public Utilities	396,870.00	County Library Taxes	
Planning, Housing & Development	32,700.00	Other Miscellaneous Tax Revenues		Local Municipal Purpose Taxes	.31 2,248,518.82
Human Resources	78,506.00	State Aid Revenues	364,264.31	Veteran & Senior Citizen Taxes	
Elections	2,970.00	Federal Aid Revenues		Total Taxes for Rate Computation	1.84 13,351,275.39
General Administration (other)	331,830.00	State and Local Fiscal Assistance Act Utilized		Special District Taxes	
JUDICIARY		Sale of Acquired Property		Bank Corp. Taxes	
Municipal Courts	52,900.00	Other Miscellaneous Revenues	549,464.29	Added and Omitted Taxes	201,160.07
PUBLIC SAFETY		Total	14,870,277.22	Total Taxes Levied - ABSTRACT	13,529,635.46
Fire Protection	40,743.50	Prior Years Surplus Appropriated	944,729.01	Total Taxes Billed	13,547,022.47
Police Protection	869,947.00	REVENUES TOTAL	15,815,006.23	1991 TAXES COLLECTED	13,261,471.11
Civil Defense & Disaster Control	1,000.00	Reserve For Uncollected Taxes	546,849.25	1991 Taxes Cancelled, Abated or Adjusted	52,086.24
Environmental Inspection & Control	71,165.00	CAPITAL OUTLAY TOTAL	164,026.63	Transfer to Tax Title Liens or Foreclosed	2,661.12
Other Public Safety				Balance Outstanding Dec. 31, 1991	236,804.00
PUBLIC WORKS				PRIOR YEARS TAXES OUTSTANDING	
Streets and Drainage	369,240.00	Public Enterprises	1,514.80	Balance January 1, 1991	292,382.37
Sewers and Sewage Processing	653,169.98	Recreation-Culture	154.26	Collected in 1991	270,345.73
Garbage and Trash Disposal	484,225.00	Public Works	81,149.01	Cancelled, Abated or Adjusted 1991	15,595.45
Public Buildings and Grounds	69,700.00	Buildings and Grounds	63,547.14	Transfers to Tax Title Liens or Foreclosed	
Other Public Works		Library and Education		Balance December 31, 1991	6,441.19
HEALTH and WELFARE		Conservation	17,661.42	TAX TITLE LIENS OUTSTANDING	
Health Services Except Environmental	26,139.00	All Other		Balance January 1, 1991	
Welfare-Public Assistance	5,350.00	CAPITAL DEBT AUTHORIZED, DECEMBER 31, 1991		Transfer From Taxes	2,661.12
Hospital, Clinics, First Aid		ISSUED AND UNISSUED GROSS DEBT NET DEBT		Redeemed in 1991	1,059.86
Animal, Insect, & Rodent Control		School 419,082		Cancelled, Abated or Adjusted (1991)	
Other Welfare Services		Self-Liquidating 631,177	89,800	Transfers to Foreclosed Property	
RECREATION and CONSERVATION		Other 876,290	873,730	Balance December 31, 1991	1,601.26
Beaches and Boardwalks		Total 1,926,549	963,530	PROPERTY ACQUIRED BY DEED OR FORECLOSURE	
Parks, Playgrounds, Shade Trees	116,004.00	ISSUED AND OUTSTANDING		Balance January 1, 1991	641,100.00
Land Reclamation & Conservation		School 419,082.98		Transfers From Taxes or Liens	
Other Recreational Services		Self-Liquidating 631,177.00		Sale for Cash (1991)	
EDUCATION (excluding schools)		Other 772,413.36		Cancelled, Abated or Adjusted (1991)	
Libraries		Total 1,822,673.34		Balance December 31, 1991	641,100.00
Other Educational Services	500.00	EQUALIZED VALUATION BASIS		CURRENT FINANCES DECEMBER 31, 1991	
STATUTORY EXPENDITURES		FOR NET DEBT COMPUTATION	726,881,482	ASSETS	
Pensions & F. L. C. A.	207,287.00	REAL PROPERTY VALUATIONS		Cash Dec. 31, 1991	3,611,366.91
Employee Fringe Benefits	184,566.04	Code Class # of Parcels % VAL'N ASSESSED VALUATION		Taxes Receivable	237,245.19
Other Statutory Expenditures	2,000.00	1 Vacant Land 147 2.44 7,543,800.00		Tax Title Liens	1,601.26
CETA And Other Public Employment Programs		2 Residential 1969 95.23 293,870,100.00		Foreclosed Property	641,100.00
MUNICIPAL FUNCTIONS TOTAL	3,758,462.52	3 Farm 2 .05 142,300.00		Emergencies & Other Deferred Charges	
CAPITAL IMPROVEMENTS *MEMO*		4a Commercial 15 1.80 5,569,900.00		State and Federal Aid Receivable	
DEBT SERVICE		4b Industrial 11 .48 1,469,700.00		Other Receivables	155,498.66
Principal Payments	166,161.30	4c Apartments		Total	4,646,812.02
Interest Payments	49,752.43	Total 2144 308,595,800.00		LIABILITIES, RESERVES, AND SURPLUS	
DEFERRED CHARGES	41,311.76	Land Area 2.90 Sq. Miles		Cash Liabilities	2,187,445.40
SCHOOL, COUNTY, SPECIAL DISTRICT TAXES	11,079,956.57	Net Valuation Taxable-Municipal	308,932,000	Reserves for Receivables	1,035,945.11
RESERVE FOR UNCOLLECTED TAXES	546,849.25	Net Valuation Taxable-County	749,609,308	Surplus Dec. 31, 1991	1,423,421.51
EXPENDITURES TOTAL	15,642,493.93	State Equalized Valuation	727,470,507	Total	4,646,812.02
		State Equalization Ratio	42.44		

1606
Population 1980 8,177
Population 1990 7,987
S & P Rating
Moody Rating AAA

General Tax Rate Per \$100. 3.38
State Equalized Tax Rate 2.03

NORTH HALEDON BOROUGH - PASSAIC CO.
Form of Government
Borough Council
Number of Members - 6

PER CAPITA:
Gross Debt 1,947.71
Net Debt 1,760.94
Debt Service 165.13
Total Tax Levy 1,411.11
Municipal Expenditures 657.37

PER CENT:
Gross Debt 2.75
Net Debt 2.48
Tax Levy Collected 98.39
Tax Levy Cancelled, Abated or Adjusted .39

EXPENDITURES		REVENUES-REALIZED		1991 PROPERTY TAX	
GENERAL GOVERNMENT				STATE EQUALIZED TAX RATE	
Governing Body & Public Boards	7,500.00	1991 Property Taxes Collected	11,116,038.53	Local District School Taxes	.52 2,907,085.42
Municipal Clerk	92,982.00	1991 Payments in Lieu of Taxes		Regional & Consolidated School Tax	.43 2,397,405.00
Financial Administration	75,321.00	Delinquent Tax & Lien Collections	162,668.56	School Taxes in Municipal Budget	
Assessment of Taxes	25,450.00	Business Personality Replacement Taxes	40,457.80	County Taxes	.46 2,564,186.13
Collection of Taxes	36,700.00	Taxes from Public Utilities	389,321.00	County Library Taxes	
Planning, Housing & Development	21,374.00	Other Miscellaneous Tax Revenues		Local Municipal Purpose Taxes	.61 3,370,297.00
Human Resources	73,630.00	State Aid Revenues	580,511.69	Veteran & Senior Citizen Taxes	
Elections	3,450.00	Federal Aid Revenues		Total Taxes for Rate Computation	2.02 11,339,973.55
General Administration (other)	398,961.59	State and Local Fiscal Assistance Act Utilized		Special District Taxes	
JUDICIARY		Sale of Acquired Property		Bank Corp. Taxes	
Municipal Courts	51,496.02	Other Miscellaneous Revenues	490,499.70	Added and Omitted Taxes	31,577.46
PUBLIC SAFETY		Total	12,779,497.28	Total Taxes Levied - ABSTRACT	11,270,551.01
Fire Protection	83,541.30	Prior Years Surplus Appropriated	450,600.00	Total Taxes Billed	11,298,187.64
Police Protection	837,485.73	REVENUES TOTAL	13,230,097.28	1991 TAXES COLLECTED	11,116,038.53
Civil Defense & Disaster Control	2,000.00	Reserve For Uncollected Taxes	307,226.36	1991 Taxes Cancelled, Abated or Adjusted	43,527.64
Environmental Inspection & Control	33,549.00	CAPITAL OUTLAY TOTAL	758,260.39	Transfer to Tax Title Liens or Foreclosed	3,295.50
Other Public Safety				Balance Outstanding Dec. 31, 1991	135,325.97
PUBLIC WORKS				PRIOR YEARS TAXES OUTSTANDING	
Streets and Drainage	337,332.00	Public Enterprises		Balance January 1, 1991	165,048.51
Sewers and Sewage Processing	280,005.31	Recreation—Culture		Collected in 1991	162,668.56
Garbage and Trash Disposal	364,665.25	Public Works	201,910.04	Cancelled, Abated or Adjusted 1991	
Public Buildings and Grounds	15,020.00	Buildings and Grounds	556,350.35	Transfers to Tax Title Liens or Foreclosed	
Other Public Works	28,070.00	Library and Education		Balance December 31, 1991	2,379.95
HEALTH and WELFARE		Conservation		TAX TITLE LIENS OUTSTANDING	
Health Services Except Environmental	22,990.89	All Other		Balance January 1, 1991	20,238.30
Welfare—Public Assistance	7,840.00	CAPITAL DEBT AUTHORIZED, DECEMBER 31, 1991		Transfer From Taxes	3,295.50
Hospital, Clinics, First Aid		ISSUED AND UNISSUED GROSS DEBT NET DEBT		Redeemed in 1991	
Animal, Insect, & Rodent Control		School 1,023,071		Cancelled, Abated or Adjusted (1991)	
Other Welfare Services		Self-Liquidating		Transfers to Foreclosed Property	
RECREATION and CONSERVATION		Other 14,533,257	14,064,598	Balance December 31, 1991,	23,533.80
Beaches and Boardwalks		Total 15,556,328	14,064,598	PROPERTY ACQUIRED BY DEED OR FORECLOSURE	
Parks, Playgrounds, Shade Trees		ISSUED AND OUTSTANDING		Balance January 1, 1991	42,400.00
Land Reclamation & Conservation	6,869.34	School 1,023,071.01		Transfers From Taxes or Liens	
Other Recreational Services	52,012.00	Self-Liquidating		Sale for Cash (1991)	
EDUCATION (excluding schools)		Other 14,530,237.00	15,553,308.01	Cancelled, Abated or Adjusted (1991)	
Libraries	197,356.00	Total 15,553,308.01		Balance December 31, 1991	42,400.00
Other Educational Services		EQUALIZED VALUATION BASIS		CURRENT FINANCES DECEMBER 31, 1991	
STATUTORY EXPENDITURES		FOR NET DEBT COMPUTATION	566,620,463	ASSETS	
Pensions & F. I. C. A.	216,667.41	REAL PROPERTY VALUATIONS		Cash Dec. 31, 1991	1,025,316.00
Employee Fringe Benefits	270,950.00	Code Class # of Parcels % VAL'N	ASSESSED VALUATION	Taxes Receivable	137,705.92
Other Statutory Expenditures		1 Vacant Land 126 3.43	11,397,900.00	Tax Title Liens	23,533.80
CETA And Other Public Employment Programs		2 Residential 2326 89.93	299,194,000.00	Foreclosed Property	42,400.00
MUNICIPAL FUNCTIONS TOTAL	3,543,218.84	3 Farm 9 .15	474,200.00	Emergencies & Other Deferred Charges	52,000.00
CAPITAL IMPROVEMENTS * MEMO *	10,000.00	4a Commercial 83 5.73	19,074,400.00	State and Federal Aid Receivable	1,109.66
DEBT SERVICE		4b Industrial 7 .77	2,568,300.00	Other Receivables	19,526.69
Principal Payments	316,651.00	4c Apartments		Total	1,301,592.07
Interest Payments	1,002,231.76	Total 2551	332,708,800.00	LIABILITIES, RESERVES, AND SURPLUS	
DEFERRED CHARGES	81,043.30	Land Area 3.50 Sq. Miles		Cash Liabilities	204,724.49
SCHOOL, COUNTY, SPECIAL DISTRICT TAXES	7,863,676.55	Net Valuation Taxable—Municipal	333,344,262	Reserves for Receivables	223,166.41
RESERVE FOR UNCOLLECTED TAXES	307,226.36	Net Valuation Taxable—County	582,392,572	Surplus Dec. 31, 1991	873,701.17
EXPENDITURES TOTAL	13,119,103.31	State Equalized Valuation	555,150,129	Total	1,301,592.07
		State Equalization Ratio	60.00		

0326
Population 1980 9,050
Population 1990 9,994
S & P Rating
Moody Rating

General Tax Rate Per \$100.
1.33
State Equalized Tax Rate
1.33

NORTH HANOVER TWP. - BURLINGTON CO.
Form of Government
Township Committee
Number of Members - 5

PER CAPITA:
Gross Debt 40.30
Net Debt 38.67
Debt Service 8.81
Total Tax Levy 250.88
Municipal Expenditures 190.56
PER CENT:
Gross Debt .24
Net Debt .23
Tax Levy Collected 94.89
Tax Levy Cancelled, Abated or Adjusted .75

EXPENDITURES		REVENUES-REALIZED		1991 PROPERTY TAX	
GENERAL GOVERNMENT				STATE EQUALIZED TAX RATE	
Governing Body & Public Boards		1991 Property Taxes Collected	2,158,506.00	Local District School Taxes	789,501.00
Municipal Clerk		1991 Payments in Lieu of Taxes		Regional & Consolidated School Tax	607,589.89
Financial Administration	51,550.00	Delinquent Tax & Lien Collections	153,571.00	School Taxes in Municipal Budget	
Assessment of Taxes	15,520.00	Business Personalty Replacement Taxes	21,776.00	County Taxes	1,006,451.50
Collection of Taxes	24,400.00	Taxes from Public Utilities		County Library Taxes	61,467.78
Planning, Housing & Development	10,045.00	Other Miscellaneous Tax Revenues		Local Municipal Purpose Taxes	
Human Resources	81,381.00	State Aid Revenues	871,563.00	Veteran & Senior Citizen Taxes	17,800.00
Elections		Federal Aid Revenues		Total Taxes for Rate Computation	2,482,810.17
General Administration (other)	508,599.00	State and Local Fiscal Assistance Act Utilized		Special District Taxes	
JUDICIARY		Sale of Acquired Property		Bank Corp. Taxes	
Municipal Courts	55,742.00	Other Miscellaneous Revenues	560,104.00	Added and Omitted Taxes	42,263.00
PUBLIC SAFETY		Total	3,765,520.00	Total Taxes Levied - ABSTRACT	2,507,273.17
Fire Protection	34,721.00	Prior Years Surplus Appropriated	509,000.00	Total Taxes Billed	2,274,763.00
Police Protection	213,949.00	REVENUES TOTAL	4,274,520.00	1991 TAXES COLLECTED	2,158,506.00
Civil Defense & Disaster Control	2,432.00	Reserve For Uncollected Taxes	202,775.00	1991 Taxes Cancelled, Abated or Adjusted	17,051.00
Environmental Inspection & Control	61,050.00	CAPITAL OUTLAY TOTAL	26,806.00	Transfer to Tax Title Liens or Foreclosed	58,156.00
Other Public Safety				Balance Outstanding Dec. 31, 1991	83,2703.00
PUBLIC WORKS				PRIOR YEARS TAXES OUTSTANDING	
Streets and Drainage	164,300.00	Public Enterprises		Balance January 1, 1991	163,392.00
Sewers and Sewage Processing	8,575.00	Recreation—Culture		Collected in 1991	133,920.00
Garbage and Trash Disposal	116,200.00	Public Works	23,011.00	Cancelled, Abated or Adjusted 1991	407.00
Public Buildings and Grounds	52,300.00	Buildings and Grounds	3,795.00	Transfers to Tax Title Liens or Foreclosed	21,170.00
Other Public Works		Library and Education		Balance December 31, 1991	7,895.00
HEALTH and WELFARE		Conservation		TAX TITLE LIENS OUTSTANDING	
Health Services Except Environmental	1,850.00	All Other		Balance January 1, 1991	58,156.00
Welfare-Public Assistance	14,678.00	CAPITAL DEBT AUTHORIZED, DECEMBER 31, 1991		Transfer From Taxes	40,790.00
Hospital, Clinics, First Aid		ISSUED AND UNISSUED		Redeemed in 1991	19,651.00
Animal, Insect, & Rodent Control	536.00	School	16,348	Cancelled, Abated or Adjusted (1991)	
Other Welfare Services		Self-Liquidating		Transfers to Foreclosed Property	
RECREATION and CONSERVATION		Other	386,450	Balance December 31, 1991	79,295.00
Beaches and Boardwalks		Total	402,798	PROPERTY ACQUIRED BY DEED OR FORECLOSURE	
Parks, Playgrounds, Shade Trees	15,600.00	ISSUED AND OUTSTANDING		Balance January 1, 1991	10,840.00
Land Reclamation & Conservation	593.00	School	16,348.37	Transfers From Taxes or Liens	
Other Recreational Services	5,000.00	Self-Liquidating		Sale for Cash (1991)	
EDUCATION (excluding schools)		Other	341,450.00	Cancelled, Abated or Adjusted (1991)	
Libraries	100.00	Total	357,798.37	Balance December 31, 1991	10,840.00
Other Educational Services		EQUALIZED VALUATION BASIS		CURRENT FINANCES DECEMBER 31, 1991	
STATUTORY EXPENDITURES		FOR NET DEBT COMPUTATION	166,237,723	ASSETS	
Pensions & F. L. C. A.	67,500.00	REAL PROPERTY VALUATIONS		Cash Dec. 31, 1991	1,062,114.00
Employee Fringe Benefits	83,000.00	Code Class # of Parcels % VAL'N	ASSESSED VALUATION	Taxes Receivable	91,598.00
Other Statutory Expenditures	5,000.00	1 Vacant Land 251 7.51	12,548,100.00	Tax Title Liens	58,125.00
CETA And Other Public Employment Programs		2 Residential 713 63.87	106,709,300.00	Foreclosed Property	10,840.00
MUNICIPAL FUNCTIONS TOTAL	1,594,621.00	3 Farm 245 10.44	17,433,700.00	Emergencies & Other Deferred Charges	63,000.00
CAPITAL IMPROVEMENTS * MEMO *		4a Commercial 59 13.67	22,842,700.00	State and Federal Aid Receivable	72,659.00
DEBT SERVICE		4b Industrial		Other Receivables	60,379.00
Principal Payments	60,239.00	4c Apartments 9 4.51	7,535,400.00	Total	1,418,715.00
Interest Payments	27,827.00	Total 1277	167,069,200.00	LIABILITIES, RESERVES, AND SURPLUS	
DEFERRED CHARGES	19,000.00	Land Area 17.38 Sq. Miles		Cash Liabilities	473,774.00
SCHOOL, COUNTY, SPECIAL DISTRICT TAXES	2,465,010.17	Net Valuation Taxable-Municipal	168,236,562	Reserves for Receivables	220,942.00
RESERVE FOR UNCOLLECTED TAXES	202,775.00	Net Valuation Taxable-Caunty	183,724,910	Surplus Dec. 31, 1991	723,999.00
EXPENDITURES TOTAL	4,369,472.17	State Equalized Valuation	168,857,014	Total	1,418,715.00
		State Equalization Ratio	99.63		

1814

Population 1980 19,108
 Population 1990 18,820
 S & P Rating
 Moody Rating A

General Tax Rate Per \$100. 2.40
 State Equalized Tax Rate 2.52

NORTH PLAINFIELD BORO. - SOMERSET CO.
 Form of Government
 Mayor-Council Plan E (OMCL 50)
 Number of Members - 7

PER CAPITA:
 Gross Debt 436.32
 Net Debt 243.99
 Debt Service 39.23
 Total Tax Levy 1,187.38
 Municipal Expenditures 476.17

PER CENT:
 Gross Debt .93
 Net Debt .52
 Tax Levy Collected 96.48
 Tax Levy Cancelled, Abated or Adjusted .28

EXPENDITURES		REVENUES-REALIZED		1991 PROPERTY TAX	
GENERAL GOVERNMENT				STATE EQUALIZED TAX RATE	
Governing Body & Public Boards	3,850.00	1991 Property Taxes Collected	21,617,003.57	Local District School Taxes	1.42 12,613,554.60
Municipal Clerk	32,651.79	1991 Payments in Lieu of Taxes	10,201.70	Regional & Consolidated School Tax	
Financial Administration	159,639.35	Delinquent Tax & Lien Collections	623,105.66	School Taxes in Municipal Budget	
Assessment of Taxes	34,160.00	Business Personality Replacement Taxes	142,670.68	County Taxes	.43 * 3,800,219.03
Collection of Taxes		Taxes from Public Utilities	324,404.00	County Library Taxes	.03 244,380.20
Planning, Housing & Development	27,579.69	Other Miscellaneous Tax Revenues		Local Municipal Purpose Taxes	.64 5,657,020.57
Human Resources	166,665.00	State Aid Revenues	1,064,223.91	Veteran & Senior Citizen Taxes	
Elections		Federal Aid Revenues		Total Taxes for Rate Computation	2.52 22,451,574.40
General Administration (other)	1,123,774.09	State and Local Fiscal Assistance Act Utilized		Special District Taxes	
JUDICIARY		Sale of Acquired Property		Bank Corp. Taxes	
Municipal Courts	199,976.82	Other Miscellaneous Revenues	631,273.17	Added and Omitted Taxes	
PUBLIC SAFETY		Total	24,912,887.69	Total Taxes Levied - ABSTRACT	31,391.04
Fire Protection	1,323,272.58	Prior Years Surplus Appropriated	7,000.00	Total Taxes Billed	22,346,565.44
Police Protection	2,043,350.13	REVENUES TOTAL	24,919,887.69	1991 TAXES COLLECTED	21,617,008.57
Civil Defense & Disaster Control	3,000.00	Reserve For Uncollected Taxes	937,000.00	1991 Taxes Cancelled, Abated or Adjusted	62,100.71
Environmental Inspection & Control	79,015.00	CAPITAL OUTLAY TOTAL	557,416.33	Transfer to Tax Title Liens or Foreclosed	25,682.40
Other Public Safety		Public Enterprises	6,239.26	Balance Outstanding Dec. 31, 1991	700,238.02
PUBLIC WORKS		Recreation—Culture		PRIOR YEARS TAXES OUTSTANDING	
Streets and Drainage	721,211.20	Public Works	327,660.60	Balance January 1, 1991	639,059.27
Sewers and Sewage Processing	279,125.00	Buildings and Grounds	223,516.47	Collected in 1991	623,105.66
Garbage and Trash Disposal		Library and Education		Cancelled, Abated or Adjusted 1991	8,379.18
Public Buildings and Grounds	55,090.00	Conservation		Transfers to Tax Title Liens or Foreclosed	
Other Public Works		All Other		Balance December 31, 1991	7,574.43
HEALTH and WELFARE		CAPITAL DEBT AUTHORIZED, DECEMBER 31, 1991		TAX TITLE LIENS OUTSTANDING	
Health Services Except Environmental	65,510.98	ISSUED AND UNISSUED		Balance January 1, 1991	51,975.54
Welfare—Public Assistance	27,152.66	School	3,581,000.00	Transfer From Taxes	25,682.40
Hospital, Clinics, First Aid		Self-Liquidating	225,250.00	Redeemed in 1991	
Animal, Insect, & Rodent Control		Other	4,405,200.00	Cancelled, Abated or Adjusted (1991)	
Other Welfare Services		Total	8,211,450.00	Transfers to Foreclosed Property	
RECREATION and CONSERVATION		ISSUED AND OUTSTANDING		Balance December 31, 1991	77,657.94
Beaches and Boardwalks		School	3,581,000.00	PROPERTY ACQUIRED BY DEED OR FORECLOSURE	
Parks, Playgrounds, Shade Trees		Self-Liquidating	159,000.00	Balance January 1, 1991	396,200.00
Land Reclamation & Conservation	5,000.00	Other	4,047,000.00	Transfers From Taxes or Liens	
Other Recreational Services	68,100.00	Total	7,787,000.00	Sale for Cash (1991)	
EDUCATION (excluding schools)		EQUALIZED VALUATION BASIS		Cancelled, Abated or Adjusted (1991)	
Libraries	48,928.24	FOR NET DEBT COMPUTATION	886,363,449	Balance December 31, 1991	396,200.00
Other Educational Services	1,975.00	REAL PROPERTY VALUATIONS		CURRENT FINANCES DECEMBER 31, 1991	
STATUTORY EXPENDITURES		Code Class # of Parcels % VAL'N	ASSESSED VALUATION	ASSETS	
Pensions & F. L. C. A.	657,649.37	1 Vacant Land 114 .51	4,770,500.00	Cash Dec. 31, 1991	1,546,030.19
Employee Fringe Benefits		2 Residential 4979 80.37	747,226,650.00	Taxes Receivable	707,812.45
Other Statutory Expenditures		3 Farm		Tax Title Liens	77,657.94
CETA And Other Public Employment Programs		4a Commercial 224 12.15	112,936,000.00	Foreclosed Property	396,200.00
MUNICIPAL FUNCTIONS TOTAL	7,186,677.90	4b Industrial 4 .24	2,227,800.00	Emergencies & Other Deferred Charges	280,400.00
CAPITAL IMPROVEMENTS * MEMO	58,000.00	4c Apartments 27 6.73	62,533,500.00	State and Federal Aid Receivable	
DEBT SERVICE		Total 5343	929,694,450.00	Other Receivables	52,349.73
Principal Payments	471,000.00	Land Area 2.70 Sq. Miles		Total	3,060,450.31
Interest Payments	267,252.53	Net Valuation Taxable-Municipal	932,234,944	LIABILITIES, RESERVES, AND SURPLUS	
DEFERRED CHARGES	92,616.81	Net Valuation Taxable-County	892,775,763	Cash Liabilities	1,048,525.94
SCHOOL, COUNTY, SPECIAL DISTRICT TAXES	16,653,153.33	State Equalized Valuation	889,145,920	Reserves for Receivables	1,375,020.12
RESERVE FOR UNCOLLECTED TAXES	937,000.00	State Equalization Ratio	104.36	Surplus Dec. 31, 1991	636,904.25
EXPENDITURES TOTAL	25,619,701.07			Total	3,060,450.31

0507
 Population 1980 4,714
 Population 1990 5,017
 S & P Rating BBB
 Moody Rating AAA
 General Tax Rate Per \$100. 2.04
 State Equalized Tax Rate 2.00

NORTH WILDWOOD CITY - CAPE MAY CO.
 Form of Government
 City Charter Act (P.L. 1899 c.52)
 Number of Members - 7

PER CAPITA:
 Gross Debt 1,945.65
 Net Debt 1,841.01
 Debt Service 300.43
 Total Tax Levy 2,786.65
 Municipal Expenditures 2,725.67
 PER CENT:
 Gross Debt 1.50
 Net Debt 1.42
 Tax Levy Collected 87.58
 Tax Levy Cancelled, Abated or Adjusted .22

EXPENDITURES		REVENUES-REALIZED		1991 PROPERTY TAX	
GENERAL GOVERNMENT				STATE EQUALIZED TAX RATE	
Governing Body & Public Boards		1991 Property Taxes Collected	12,244,163.71	Local District School Taxes	.57 3,966,499.38
Municipal Clerk		1991 Payments in Lieu of Taxes	6,603.74	Regional & Consolidated School Tax	
Financial Administration	103,881.79	Delinquent Tax & Lien Collections	1,293,254.55	School Taxes in Municipal Budget	
Assessment of Taxes	70,553.22	Business Personality Replacement Taxes	98,178.96	County Taxes	.38 * 2,677,576.23
Collection of Taxes	101,673.59	Taxes from Public Utilities	396,016.00	County Library Taxes	.02 168,214.39
Planning, Housing & Development	13,630.00	Other Miscellaneous Tax Revenues		Local Municipal Purpose Taxes	1.02 7,113,849.70
Human Resources	122,904.00	State Aid Revenues	314,352.67	Veteran & Senior Citizen Taxes	
Elections	1,000.00	Federal Aid Revenues		Total Taxes for Rate Computation	1.59 14,015,639.70
General Administration (other)	1,019,041.60	State and Local Fiscal Assistance Act Utilized		Special District Taxes	
JUDICIARY		Sale of Acquired Property		Bank Corp. Taxes	
Municipal Courts	122,644.34	Other Miscellaneous Revenues	4,010,265.09	Added and Omitted Taxes	54,489.23
PUBLIC SAFETY		Total	18,362,834.72	Total Taxes Levied - ABSTRACT	13,980,628.93
Fire Protection	418,464.92	Prior Years Surplus Appropriated	763,770.25	Total Taxes Billed	13,980,628.93
Police Protection	1,775,245.05	REVENUES TOTAL	19,126,604.97	1991 TAXES COLLECTED	12,244,163.71
Civil Defense & Disaster Control	8,246.50	Reserve For Uncollected Taxes	1,635,057.43	1991 Taxes Cancelled, Abated or Adjusted	31,001.50
Environmental Inspection & Control	61,400.00	CAPITAL OUTLAY TOTAL	598,249.62	Transfer to Tax Title Liens or Foreclosed	344,347.80
Other Public Safety				Balance Outstanding Dec. 31, 1991	1,361,115.92
PUBLIC WORKS				PRIOR YEARS TAXES OUTSTANDING	
Streets and Drainage	1,039,659.69	Public Enterprises		Balance January 1, 1991	1,417,983.87
Sewers and Sewage Processing	2,457,534.97	Recreation-Culture	1,425.00	Collected in 1991	1,238,249.43
Garbage and Trash Disposal	1,031,255.08	Public Works	476,240.13	Cancelled, Abated or Adjusted 1991	51,984.42
Public Buildings and Grounds	145,094.37	Buildings and Grounds	120,584.49	Transfers to Tax Title Liens or Foreclosed	127,750.02
Other Public Works	58,000.00	Library and Education		Balance December 31, 1991	
HEALTH and WELFARE		Conservation		TAX TITLE LIENS OUTSTANDING	
Health Services Except Environmental	5,890.29	All Other		Balance January 1, 1991	385,119.27
Welfare-Public Assistance	3,000.00	CAPITAL DEBT AUTHORIZED, DECEMBER 31, 1991		Transfer From Taxes	506,562.68
Hospital, Clinics, First Aid		ISSUED AND UNISSUED GROSS DEBT NET DEBT		Redeemed in 1991	55,005.12
Animal, Insect, & Rodent Control	5,324.08	School	525,000.00	Cancelled, Abated or Adjusted (1991)	
Other Welfare Services		Self-Liquidating		Transfers to Foreclosed Property	
RECREATION and CONSERVATION		Other	9,236,330.00	Balance December 31, 1991	836,676.83
Beaches and Boardwalks	256,562.38	Total	9,761,330.00	PROPERTY ACQUIRED BY DEED OR FORECLOSURE	
Parks, Playgrounds, Shade Trees	72,212.23	ISSUED AND OUTSTANDING		Balance January 1, 1991	31,895.50
Land Reclamation & Conservation	12,000.00	School	525,000.00	Transfers From Taxes or Liens	
Other Recreational Services	158,800.41	Self-Liquidating		Sale for Cash (1991)	
EDUCATION (excluding schools)		Other	7,599,000.00	Cancelled, Abated or Adjusted (1991)	
Libraries		Total	8,124,000.00	Balance December 31, 1991	31,895.50
Other Educational Services		EQUALIZED VALUATION BASIS		CURRENT FINANCES DECEMBER 31, 1991	
STATUTORY EXPENDITURES		FOR NET DEBT COMPUTATION	651,514,538	ASSETS	
Pensions & F. L. C. A.	544,300.00	REAL PROPERTY VALUATIONS		Cash Dec. 31, 1991	1,761,966.51
Employee Fringe Benefits	836,196.16	Code Class # of Parcels % VAL'N ASSESSED VALUATION		Taxes Receivable	1,361,115.92
Other Statutory Expenditures	21,000.00	1 Vacant Land 249 2.16 14,685,200.00		Tax Title Liens	836,676.83
CETA And Other Public Employment Programs		2 Residential 4926 71.34 4,86,051,800.00		Foreclosed Property	31,895.50
MUNICIPAL FUNCTIONS TOTAL	10,475,564.67	3 Farm 22.34 152,203,800.00		Emergencies & Other Deferred Charges	84,000.00
CAPITAL IMPROVEMENTS *MEMO*		4a Commercial 374 22.34 152,203,800.00		State and Federal Aid Receivable	
DEBT SERVICE		4b Industrial 100 4.16 28,344,514.00		Other Receivables	500,315.42
Principal Payments	885,000.00	4c Apartments 5649 681,285,314.00		Total	4,575,970.18
Interest Payments	622,253.10	Land Area 1.70 Sq. Miles		LIABILITIES, RESERVES, AND SURPLUS	
DEFERRED CHARGES	56,300.00	Net Valuation Taxable-Municipal	682,769,442	Cash Liabilities	856,641.19
SCHOOL, COUNTY, SPECIAL DISTRICT TAXES	6,812,290.00	Net Valuation Taxable-County	673,019,466	Reserves for Receivables	2,730,003.67
RESERVE FOR UNCOLLECTED TAXES	1,635,057.43	State Equalized Valuation	695,964,570	Surplus Dec. 31, 1991	989,325.32
EXPENDITURES TOTAL	20,486,965.20	State Equalization Ratio	98.10	Total	4,575,970.18

0118
Population 1980 7,795
Population 1990 7,305
S & P Rating
Moody Rating BAA1

General Tax Rate Per \$100. 3.29
State Equalized Tax Rate 2.53

NORTHFIELD CITY - ATLANTIC COUNTY
Form of Government
City Charter Act (P.L. 1897 c. 30)
Number of Members - 7

PER CAPITA:
Gross Debt 706.26
Net Debt 703.38
Debt Service 138.25
Total Tax Levy 1,510.46
Municipal Expenditures 855.63

PER CENT:
Gross Debt 1.22
Net Debt 1.22
Tax Levy Collected 95.41
Tax Levy Cancelled, Abated or Adjusted .19

EXPENDITURES		REVENUES-REALIZED		1991 PROPERTY TAX	
GENERAL GOVERNMENT				STATE EQUALIZED TAX RATE	
Governing Body & Public Boards		1991 Property Taxes Collected	10,529,679.07	Local District School Taxes	3,694,781.00
Municipal Clerk		1991 Payments in Lieu of Taxes		Regional & Consolidated School Tax	2,235,327.52
Financial Administration	75,363.14	Delinquent Tax & Lien Collections	253,442.13	School Taxes in Municipal Budget	7,975.00
Assessment of Taxes	12,575.92	Business Personalty Replacement Taxes	93,912.60	County Taxes	1,977,354.03 *
Collection of Taxes	58,109.48	Taxes from Public Utilities	443,591.00	County Library Taxes	
Planning, Housing & Development	12,330.00	Other Miscellaneous Tax Revenues		Local Municipal Purpose Taxes	3,086,463.91
Human Resources	38,650.81	State Aid Revenues	389,634.22	Veteran & Senior Citizen Taxes	87,800.00
Elections	4,372.01	Federal Aid Revenues		Total Taxes for Rate Computation	11,089,701.46
General Administration (other)	415,650.71	State and Local Fiscal Assistance Act Utilized		Special District Taxes	
JUDICIARY		State and Local Fiscal Assistance Act Utilized		Bank Corp. Taxes	
Municipal Courts	92,206.95	Sale of Acquired Property		Added and Omitted Taxes	32,042.21
PUBLIC SAFETY		Other Miscellaneous Revenues	1,395,460.17	Total Taxes Levied - ABSTRACT	11,033,943.67
Fire Protection	346,761.00	Total	13,105,719.19	Total Taxes Billed	11,035,957.95
Police Protection	1,091,651.67	Prior Years Surplus Appropriated	435,384.46	1991 TAXES COLLECTED	10,529,679.07
Civil Defense & Disaster Control	2,000.00	REVENUES TOTAL	13,541,103.65	1991 Taxes Cancelled, Abated or Adjusted	20,774.34
Environmental Inspection & Control	74,173.00	Reserve For Uncollected Taxes	625,066.85	Transfer to Tax Title Liens or Foreclosed	1,212.43
Other Public Safety		CAPITAL OUTLAY TOTAL	483,940.43	Balance Outstanding Dec. 31, 1991	484,292.11
PUBLIC WORKS				PRIOR YEARS TAXES OUTSTANDING	
Streets and Drainage	474,000.00	Public Enterprises		Balance January 1, 1991	399,672.65
Sewers and Sewage Processing	413,017.00	Recreation—Culture	1,500.00	Collected in 1991	253,442.13
Garbage and Trash Disposal	407,500.00	Public Works	259,598.66	Cancelled, Abated or Adjusted 1991	1.75
Public Buildings and Grounds	156,729.63	Buildings and Grounds	222,841.77	Transfers to Tax Title Liens or Foreclosed	1,730.29
Other Public Works	40,000.00	Library and Education		Balance December 31, 1991	144,498.48
HEALTH and WELFARE		Conservation		TAX TITLE LIENS OUTSTANDING	
Health Services Except Environmental		All Other		Balance January 1, 1991	593.21
Welfare—Public Assistance	7,310.00	CAPITAL DEBT AUTHORIZED, DECEMBER 31, 1991		Transfer From Taxes	3,289.76
Hospital, Clinics, First Aid		ISSUED AND UNISSUED GROSS DEBT NET DEBT		Redeemed in 1991	
Animal, Insect, & Rodent Control	5,500.00	School 15,000		Cancelled, Abated or Adjusted (1991)	
Other Welfare Services		Self-Liquidating		Transfers to Foreclosed Property	
RECREATION and CONSERVATION		Other 5,144,247	5,138,189	Balance December 31, 1991	3,882.97
Beaches and Boardwalks		Total 5,159,247	5,138,189	PROPERTY ACQUIRED BY DEED OR FORECLOSURE	
Parks, Playgrounds, Shade Trees	56,025.00	ISSUED AND OUTSTANDING		Balance January 1, 1991	28,300.00
Land Reclamation & Conservation		School 15,000.00		Transfers From Taxes or Liens	
Other Recreational Services		Self-Liquidating		Sale for Cash (1991)	
EDUCATION (excluding schools)		Other 4,887,000.00		Cancelled, Abated or Adjusted (1991)	
Libraries	146,206.66	Total 4,902,000.00		Balance December 31, 1991	28,300.00
Other Educational Services		EQUALIZED VALUATION BASIS		CURRENT FINANCES DECEMBER 31, 1991	
STATUTORY EXPENDITURES		FOR NET DEBT COMPUTATION	422,872,773	ASSETS	
Pensions & F. I. C. A.	292,903.82	REAL PROPERTY VALUATIONS		Cash Dec. 31, 1991	674,538.06
Employee Fringe Benefits	305,000.00	Code Class # of Parcels % VAL'N		Taxes Receivable	628,790.59
Other Statutory Expenditures	9,000.00	1 Vacant Land 323 5.05	16,845,800.00	Tax Title Liens	3,882.97
CETA And Other Public Employment Programs		2 Residential 2759 70.31	234,608,800.00	Foreclosed Property	28,300.00
MUNICIPAL FUNCTIONS TOTAL	4,537,036.80	3 Farm 3 .06	193,400.00	Emergencies & Other Deferred Charges	
CAPITAL IMPROVEMENTS *MEMO*		4a Commercial 197 24.50	81,756,500.00	State and Federal Aid Receivable	16,197.74
DEBT SERVICE		4b Industrial		Other Receivables	62,898.44
Principal Payments	625,905.95	4c Apartments 2 .08	283,000.00	Total	1,414,607.80
Interest Payments	384,015.00	Total 3284	333,687,500.00	LIABILITIES, RESERVES, AND SURPLUS	
TYPE I SCHL DEBT *MEMO	11,375.00	Land Area 3.50 Sq. Miles		Cash Liabilities	405,889.05
DEFERRED CHARGES	78,350.00	Net Valuation Taxable—Municipal	334,974,371	Reserves for Receivables	723,872.00
SCHOOL, COUNTY, SPECIAL DISTRICT TAXES	7,915,437.55	Net Valuation Taxable—County	438,411,107	Surplus Dec. 31, 1991	284,846.75
RESERVE FOR UNCOLLECTED TAXES	625,066.85	State Equalized Valuation	434,422,255	Total	1,414,607.80
EXPENDITURES TOTAL	14,165,812.15	State Equalization Ratio	77.04		

0240
Population 1980 5,046
Population 1990 4,563
S & P Rating
Moody Rating A

General Tax Rate Per \$100. 2.81
State Equalized Tax Rate 1.99

NORTHVALE BOROUGH - BERGEN COUNTY
Form of Government
Borough Council
Number of Members - 6

PER CAPITA:
Gross Debt 675.18
Net Debt 607.26
Debt Service 109.33
Total Tax Levy 2,177.88
Municipal Expenditures 975.04

PER CENT:
Gross Debt .62
Net Debt .56
Tax Levy Collected 99.05
Tax Levy Cancelled, Abated or Adjusted

EXPENDITURES		REVENUES-REALIZED		1991 PROPERTY TAX	
GENERAL GOVERNMENT				STATE EQUALIZED TAX RATE	
Governing Body & Public Boards		1991 Property Taxes Collected		Local District School Taxes	3,234,928.50
Municipal Clerk		1991 Payments in Lieu of Taxes		Regional & Consolidated School Tax	2,125,909.88
Financial Administration	41,127.20	Delinquent Tax & Lien Collections		School Taxes in Municipal Budget	
Assessment of Taxes	15,025.00	Business Personalty Replacement Taxes		County Taxes	1,186,171.08
Collection of Taxes	37,725.00	Taxes from Public Utilities		County Library Taxes	
Planning, Housing & Development	17,605.00	Other Miscellaneous Tax Revenues		Local Municipal Purpose Taxes	3,360,425.87
Human Resources	62,725.00	State Aid Revenues		Veteran & Senior Citizen Taxes	47,550.00
Elections	1,550.00	Federal Aid Revenues		Total Taxes for Rate Computation	9,954,985.33
General Administration (other)	352,681.45	State and Local Fiscal Assistance Act Utilized		Special District Taxes	
JUDICIARY		Sale of Acquired Property		Bank Corp. Taxes	
Municipal Courts	52,590.00	Other Miscellaneous Revenues		Added and Omitted Taxes	30,244.79
PUBLIC SAFETY		Total		Total Taxes Levied - ABSTRACT	9,937,680.12
Fire Protection	113,537.00	Prior Years Surplus Appropriated		Total Taxes Billed	9,948,333.68
Police Protection	821,511.91	REVENUES TOTAL		1991 TAXES COLLECTED	9,853,620.04
Civil Defense & Disaster Control	500.00	Reserve For Uncollected Taxes		1991 Taxes Cancelled, Abated or Adjusted	
Environmental Inspection & Control	44,350.00	CAPITAL OUTLAY TOTAL		Transfer to Tax Title Liens or Foreclosed	300.67
Other Public Safety				Balance Outstanding Dec. 31, 1991	94,412.97
PUBLIC WORKS		Public Enterprises		PRIOR YEARS TAXES OUTSTANDING	
Streets and Drainage	331,950.00	Recreation-Culture		Balance January 1, 1991	233,845.10
Sewers and Sewage Processing	430,970.21	Public Works		Collected in 1991	223,289.17
Garbage and Trash Disposal	445,000.00	Buildings and Grounds		Cancelled, Abated or Adjusted 1991	880.22
Public Buildings and Grounds	54,770.00	Library and Education		Transfers to Tax Title Liens or Foreclosed	
Other Public Works	20,000.00	Conservation		Balance December 31, 1991	9,675.71
HEALTH and WELFARE		All Other		TAX TITLE LIENS OUTSTANDING	
Health Services Except Environmental	25,572.00	CAPITAL DEBT AUTHORIZED, DECEMBER 31, 1991		Balance January 1, 1991	1,827.27
Welfare-Public Assistance	2,520.00	ISSUED AND UNISSUED		Transfer From Taxes	300.67
Hospital, Clinics, First Aid		GROSS DEBT		Redeemed in 1991	
Animal, Insect, & Rodent Control		NET DEBT		Cancelled, Abated or Adjusted (1991)	
Other Welfare Services				Transfers to Foreclosed Property	
RECREATION and CONSERVATION		SCHOOL		Balance December 31, 1991	2,127.94
Beaches and Boardwalks		Self-Liquidating		PROPERTY ACQUIRED BY DEED OR FORECLOSURE	
Parks, Playgrounds, Shade Trees	2,070.66	Other		Balance January 1, 1991	13,270.00
Land Reclamation & Conservation	31,426.96	Total		Transfers From Taxes or Liens	
Other Recreational Services	30,550.00			Sale for Cash (1991)	
EDUCATION (excluding schools)		ISSUED AND OUTSTANDING		Cancelled, Abated or Adjusted (1991)	
Libraries	58,000.00	SCHOOL		Balance December 31, 1991	13,270.00
Other Educational Services		Self-Liquidating		CURRENT FINANCES DECEMBER 31, 1991	
STATUTORY EXPENDITURES		Other		ASSETS	
Pensions & F. I. C. A.	241,500.00	Total		Cash Dec. 31, 1991	1,284,069.79
Employee Fringe Benefits	194,500.00	EQUALIZED VALUATION BASIS		Taxes Receivable	104,088.68
Other Statutory Expenditures	1,000.00	FOR NET DEBT COMPUTATION		Tax Title Liens	2,127.94
CETA And Other Public Employment Programs		REAL PROPERTY VALUATIONS		Foreclosed Property	13,270.00
MUNICIPAL FUNCTIONS		Code Class # of Parcels % VAL'N		Emergencies & Other Deferred Charges	116,649.20
CAPITAL IMPROVEMENTS *MEMO*	30,000.00	1 Vacant Land 90 1.35		State and Federal Aid Receivable	15,136.82
DEBT SERVICE		2 Residential 1386 57.34		Other Receivables	11,172.65
Principal Payments	312,815.00	3 Farm		Total	1,546,515.08
Interest Payments	186,054.70	4a Commercial 82 13.08		LIABILITIES, RESERVES, AND SURPLUS	
DEFERRED CHARGES		4b Industrial 50 28.23		Cash Liabilities	825,238.04
SCHOOL, COUNTY, SPECIAL DISTRICT TAXES	6,547,009.46	4c Apartments		Reserves for Receivables	130,659.27
RESERVE FOR UNCOLLECTED TAXES	321,918.05	Total 1608		Surplus Dec. 31, 1991	590,617.77
EXPENDITURES TOTAL	10,996,132.47	Land Area 1.30 Sq. Miles		Total	1,546,515.08
		Net Valuation Taxable-Municipal			
		Net Valuation Taxable-County			
		State Equalized Valuation			
		State Equalization Ratio			

0241
Population 1980 4,413
Population 1990 4,858
S & P Rating A
Moody Rating A

General Tax Rate Per \$100. 2.82
State Equalized Tax Rate 1.66

NORWOOD BOROUGH - BERGEN COUNTY
Form of Government
Borough Council
Number of Members - 6

PER CAPITA:
Gross Debt 544.03
Net Debt 544.03
Debt Service 91.87
Total Tax Levy 2,038.23
Municipal Expenditures 782.35

PER CENT:
Gross Debt .43
Net Debt .43
Tax Levy Collected 96.47
Tax Levy Cancelled, Abated or Adjusted .16

EXPENDITURES		REVENUES-REALIZED		1991 PROPERTY TAX	
GENERAL GOVERNMENT				STATE EQUALIZED TAX RATE	
Governing Body & Public Boards		1991 Property Taxes Collected	9,564,347.67	Local District School Taxes	.60 3,546,147.50
Municipal Clerk		1991 Payments in Lieu of Taxes		Regional & Consolidated School Tax	.41 2,427,845.15
Financial Administration	32,630.00	Delinquent Tax & Lien Collections	276,537.92	School Taxes in Municipal Budget	
Assessment of Taxes	20,080.00	Business Personalty Replacement Taxes	61,562.92	County Taxes	.25 1,489,069.43
Collection of Taxes	37,041.00	Taxes from Public Utilities	524,401.00	County Library Taxes	
Planning, Housing & Development	15,626.00	Other Miscellaneous Tax Revenues		Local Municipal Purpose Taxes	.40 2,362,370.00
Human Resources	57,817.00	State Aid Revenues	229,503.19	Veteran & Senior Citizen Taxes	
Elections		Federal Aid Revenues		Total Taxes for Rate Computation	1.66 9,864,232.08
General Administration (other)	269,040.94	State and Local Fiscal Assistance Act Utilized		Special District Taxes	
JUDICIARY		Sale of Acquired Property		Bank Corp. Taxes	
Municipal Courts	24,112.16	Other Miscellaneous Revenues	338,325.82	Added and Omitted Taxes	76,301.45
PUBLIC SAFETY		Total	10,994,678.52	Total Taxes Levied - ABSTRACT	9,901,733.53
Fire Protection	99,112.00	Prior Years Surplus Appropriated	500,000.00	Total Taxes Billed	9,914,278.91
Police Protection	917,364.57	REVENUES	11,494,678.52	1991 TAXES COLLECTED	9,564,347.67
Civil Defense & Disaster Control		Reserve For Uncollected Taxes	416,084.68	1991 Taxes Cancelled, Abated or Adjusted	16,026.06
Environmental Inspection & Control	91,460.00	CAPITAL OUTLAY	157,961.83	Transfer to Tax Title Liens or Foreclosed	10,617.30
Other Public Safety		TOTAL		Balance Outstanding Dec. 31, 1991	323,287.88
PUBLIC WORKS				PRIOR YEARS TAXES OUTSTANDING	
Streets and Drainage	314,217.00	Public Enterprises		Balance January 1, 1991	363,770.10
Sewers and Sewage Processing	443,888.00	Recreation-Culture		Collected in 1991	276,537.92
Garbage and Trash Disposal	62,230.00	Public Works	41,123.61	Cancelled, Abated or Adjusted 1991	6.57
Public Buildings and Grounds	14,551.01	Buildings and Grounds	29,981.16	Transfers to Tax Title Liens or Foreclosed	
Other Public Works	30,547.00	Library and Education	86,857.06	Balance December 31, 1991	87,225.61
HEALTH and WELFARE		Conservation		TAX TITLE LIENS OUTSTANDING	
Health Services Except Environmental	32,800.00	All Other		Balance January 1, 1991	86,010.03
Welfare-Public Assistance	3,100.00	CAPITAL DEBT AUTHORIZED, DECEMBER 31, 1991		Transfer From Taxes	10,617.30
Hospital, Clinics, First Aid		ISSUED AND UNISSUED		Redeemed in 1991	
Animal, Insect, & Rodent Control		School		Cancelled, Abated or Adjusted (1991)	
Other Welfare Services		Self-Liquidating		Transfers to Foreclosed Property	
RECREATION and CONSERVATION		Other	2,642,890	Balance December 31, 1991	96,627.33
Beaches and Boardwalks		Total	2,642,890	PROPERTY ACQUIRED BY DEED OR FORECLOSURE	
Parks, Playgrounds, Shade Trees				Balance January 1, 1991	155,471.66
Land Reclamation & Conservation	36,900.46	ISSUED AND OUTSTANDING		Transfers From Taxes or Liens	
Other Recreational Services	22,083.00	School		Sale for Cash (1991)	
EDUCATION (excluding schools)		Self-Liquidating		Cancelled, Abated or Adjusted (1991)	
Libraries	42,000.00	Other	2,039,000.00	Balance December 31, 1991	155,471.66
Other Educational Services		Total	2,039,000.00	CURRENT FINANCES DECEMBER 31, 1991	
STATUTORY EXPENDITURES		EQUALIZED VALUATION BASIS		ASSETS	
Pensions & F. L. C. A.	196,730.00	FOR NET DEBT COMPUTATION	615,810,819	Cash Dec. 31, 1991	906,426.66
Employee Fringe Benefits	118,782.00	REAL PROPERTY VALUATIONS		Taxes Receivable	410,513.49
Other Statutory Expenditures	3,000.00	Code Class # of Parcels % VAL'N		Tax Title Liens	96,627.33
CETA And Other Public Employment Programs		1 Vacant Land 167 2.24	7,801,400.00	Foreclosed Property	155,471.66
MUNICIPAL FUNCTIONS		2 Residential 1395 76.09	264,866,000.00	Emergencies & Other Deferred Charges	248.00
CAPITAL IMPROVEMENTS		3 Farm 2 .05	143,900.00	State and Federal Aid Receivable	13,906.99
DEBT SERVICE		4a Commercial 52 7.95	27,687,095.00	Other Receivables	9,668.15
Principal Payments	319,000.00	4b Industrial 42 11.44	39,825,000.00	Total	1,592,862.28
Interest Payments	127,322.12	4c Apartments 1 2.23	7,750,000.00	LIABILITIES, RESERVES, AND SURPLUS	
		Total 1659	348,073,395.00	Cash Liabilities	237,577.08
DEFERRED CHARGES		Land Area 2.90 Sq. Miles		Reserves for Receivables	672,269.63
SCHOOL COUNTY, SPECIAL DISTRICT TAXES	7,463,062.08	Net Valuation Taxable-Municipal	348,864,449	Surplus Dec. 31, 1991	683,015.57
RESERVE FOR UNCOLLECTED TAXES	416,084.68	Net Valuation Taxable-County	628,406,647		
EXPENDITURES		State Equalized Valuation	591,948,315	Total	1,592,862.28
TOTAL	11,263,725.49	State Equalization Ratio	59.98		

0716

Population 1980 28,998
 Population 1990 27,099
 S & P Rating A+
 Moody Rating A1

General Tax Rate Per \$100.

8.97

State Equalized Tax Rate

2.48

NUTLEY TOWNSHIP - ESSEX COUNTY

Form of Government

Commission (1911)

Number of Members - 5

PER CAPITA:

Gross Debt 388.13
 Net Debt 306.10
 Debt Service 45.28
 Total Tax Levy 1,653.58
 Municipal Expenditures 744.88

PER CENT:

Gross Debt .57
 Net Debt .45
 Tax Levy Collected 97.99
 Tax Levy Cancelled, Abated or Adjusted .21

EXPENDITURES		REVENUES-REALIZED		1991 PROPERTY TAX	
GENERAL GOVERNMENT				STATE EQUALIZED TAX RATE	
Governing Body & Public Boards	6,700.15	1991 Property Taxes Collected		Local District School Taxes	1.15
Municipal Clerk	118,100.00	1991 Payments in Lieu of Taxes		Regional & Consolidated School Tax	
Financial Administration	220,632.00	Delinquent Tax & Lien Collections		School Taxes in Municipal Budget	
Assessment of Taxes	131,800.00	Business Personalty Replacement Taxes		County Taxes	.62
Collection of Taxes	135,300.00	Taxes from Public Utilities		County Library Taxes	
Planning, Housing & Development	37,702.16	Other Miscellaneous Tax Revenues		Local Municipal Purpose Taxes	.71
Human Resources	248,118.21	State Aid Revenues		Veteran & Senior Citizen Taxes	
Elections		Federal Aid Revenues		Total Taxes for Rate Computation	2.48
General Administration (other)	1,403,717.71	State and Local Fiscal Assistance Act Utilized		Special District Taxes	
JUDICIARY		Sale of Acquired Property		Bank Corp. Taxes	
Municipal Courts	171,733.00	Other Miscellaneous Revenues		Added and Omitted Taxes	
PUBLIC SAFETY		Total		Total Taxes Levied - ABSTRACT	34,672.96
Fire Protection	1,375,958.73	Prior Years Surplus Appropriated		Total Taxes Billed	44,810,314.60
Police Protection	3,294,724.12	REVENUES		1991 TAXES COLLECTED	43,932,153.24
Civil Defense & Disaster Control	27,010.46	Reserve For Uncollected Taxes		1991 Taxes Cancelled, Abated or Adjusted	94,250.15
Environmental Inspection & Control	273,044.00	CAPITAL OUTLAY		Transfer to Tax Title Liens or Foreclosed	17,067.98
Other Public Safety	8,350.00	TOTAL		Balance Outstanding Dec. 31, 1991	789,464.69
PUBLIC WORKS				PRIOR YEARS TAXES OUTSTANDING	
Streets and Drainage	892,188.34	Public Enterprises		Balance January 1, 1991	700,211.65
Sewers and Sewage Processing	1,495,661.16	Recreation-Culture		Collected in 1991	691,299.70
Garbage and Trash Disposal	1,980,000.00	Public Works		Cancelled, Abated or Adjusted 1991	1,123.01
Public Buildings and Grounds	285,470.00	Buildings and Grounds		Transfers to Tax Title Liens or Foreclosed	2,285.30
Other Public Works	53,077.00	Library and Education		Balance December 31, 1991	5,503.64
HEALTH and WELFARE		Conservation		TAX TITLE LIENS OUTSTANDING	
Health Services Except Environmental	323,827.00	All Other		Balance January 1, 1991	70,400.63
Welfare-Public Assistance	37,700.00	CAPITAL DEBT AUTHORIZED, DECEMBER 31, 1991		Transfer From Taxes	19,407.47
Hospital, Clinics, First Aid		ISSUED AND UNISSUED		Redeemed in 1991	21,276.52
Animal, Insect, & Rodent Control	25,500.00	GROSS DEBT		Cancelled, Abated or Adjusted (1991)	17,521.83
Other Welfare Services	1,000.00	NET DEBT		Transfers to Foreclosed Property	
RECREATION and CONSERVATION		SCHOOL		Balance December 31, 1991	51,009.75
Beaches and Boardwalks		Self-Liquidating		PROPERTY ACQUIRED BY DEED OR	
Parks, Playgrounds, Shade Trees	859,255.00	Other		FORECLOSURE	
Land Reclamation & Conservation	5,510.00	Total		Balance January 1, 1991	21,520.00
Other Recreational Services	207,486.29	ISSUED AND OUTSTANDING		Transfers From Taxes or Liens	
EDUCATION (excluding schools)		SCHOOL		Sale for Cash (1991)	
Libraries	726,000.00	Self-Liquidating		Cancelled, Abated or Adjusted (1991)	
Other Educational Services		Other		Balance December 31, 1991	21,520.00
STATUTORY EXPENDITURES		Total		CURRENT FINANCES DECEMBER 31, 1991	
Pensions & F. I. C. A.	1,280,225.60	EQUALIZED VALUATION BASIS		ASSETS	
Employee Fringe Benefits	1,239,811.62	FOR NET DEBT COMPUTATION		Cash Dec. 31, 1991	7,243,722.15
Other Statutory Expenditures	1,000.00	REAL PROPERTY VALUATIONS		Taxes Receivable	794,968.33
CETA And Other Public Employment Programs		Code Class # of Parcels % VAL'N		Tax Title Liens	51,009.75
MUNICIPAL FUNCTIONS		1 Vacant Land 197 .33		Foreclosed Property	21,520.00
CAPITAL IMPROVEMENTS	25,000.00	2 Residential 7650 72.44		Emergencies & Other Deferred Charges	
DEBT SERVICE		3 Farm		State and Federal Aid Receivable	42,437.68
Principal Payments	635,000.00	4a Commercial 462 8.34		Other Receivables	89,661.26
Interest Payments	591,981.00	4b Industrial 52 14.67		Total	8,243,319.17
DEFERRED CHARGES	12,647.02	4c Apartments 68 3.72		LIABILITIES, RESERVES, AND SURPLUS	
SCHOOL COUNTY, SPECIAL DISTRICT TAXES	31,892,509.09	Total 8429		Cash Liabilities	2,082,233.35
RESERVE FOR UNCOLLECTED TAXES	2,074,312.29	Land Area 3.40 Sq. Miles		Reserves for Receivables	957,159.34
EXPENDITURES	52,078,052.45	Net Valuation Taxable-Municipal		Surplus Dec. 31, 1991	5,203,926.48
		Net Valuation Taxable-County		Total	8,243,319.17
		State Equalized Valuation			
		State Equalization Ratio			

0242

Population 1980 13,443
 Population 1990 11,997
 S & P Rating A
 Moody Rating A1

General Tax Rate Per \$100.

2.21

State Equalized Tax Rate

2.14

OAKLAND BOROUGH - BERGEN COUNTY
 Form of Government
 Borough Council
 Number of Members - 6

PER CAPITA:

Gross Debt 738.04
 Net Debt 521.07
 Debt Service 79.41
 Total Tax Levy 1,958.44
 Municipal Expenditures 791.87

PER CENT:

Gross Debt .81
 Net Debt .57
 Tax Levy Collected 96.88
 Tax Levy Cancelled, Abated or Adjusted .13

EXPENDITURES		REVENUES-REALIZED		1991 PROPERTY TAX	
GENERAL GOVERNMENT				STATE EQUALIZED TAX RATE	
Governing Body & Public Boards		1991 Property Taxes Collected	22,815,406.00	Local District School Taxes	.56 10,582,156.50
Municipal Clerk		1991 Payments in Lieu of Taxes	41,101.00	Regional & Consolidated School Tax	.37 4,081,778.18
Financial Administration	107,629.00	Delinquent Tax & Lien Collections	574,610.00	School Taxes in Municipal Budget	
Assessment of Taxes	55,077.00	Business Personalty Replacement Taxes	139,196.00	County Taxes	.24 2,636,769.79
Collection of Taxes	63,726.00	Taxes from Public Utilities	786,913.00	County Library Taxes	
Planning, Housing & Development	50,875.00	Other Miscellaneous Tax Revenues		Local Municipal Purpose Taxes	.56 6,174,873.00
Human Resources	102,564.00	State Aid Revenues	579,174.00	Veteran & Senior Citizen Taxes	
Elections	4,000.00	Federal Aid Revenues		Total Taxes for Rate Computation	2.13 23,553,527.47
General Administration (other)	1,177,900.00	State and Local Fiscal Assistance Act Utilized		Special District Taxes	
JUDICIARY		Sale of Acquired Property		Bank Corp. Taxes	
Municipal Courts	134,171.00	Other Miscellaneous Revenues	1,151,688.00	Added and Omitted Taxes	19,843.00
PUBLIC SAFETY		Total	26,088,088.00	Total Taxes Levied - ABSTRACT	23,495,420.47
Fire Protection	87,323.00	Prior Years Surplus Appropriated	650,000.00	Total Taxes Billed	23,549,768.00
Police Protection	2,019,194.00	REVENUES TOTAL	26,738,088.00	1991 TAXES COLLECTED	22,815,406.00
Civil Defense & Disaster Control	6,950.00	Reserve For Uncollected Taxes	1,112,635.00	1991 Taxes Cancelled, Abated or Adjusted	29,939.00
Environmental Inspection & Control	113,637.00	CAPITAL OUTLAY	2,003,621.00	Transfer to Tax Title Liens or Foreclosed	108,010.00
Other Public Safety		Total		Balance Outstanding Dec. 31, 1991	596,413.00
PUBLIC WORKS				PRIOR YEARS TAXES OUTSTANDING	
Streets and Drainage	619,900.00	Public Enterprises		Balance January 1, 1991	541,690.00
Sewers and Sewage Processing		Recreation-Culture	224,304.00	Collected in 1991	506,142.00
Garbage and Trash Disposal	1,285,504.00	Public Works	612,275.00	Cancelled, Abated or Adjusted 1991	
Public Buildings and Grounds	147,031.00	Buildings and Grounds	737,199.00	Transfers to Tax Title Liens or Foreclosed	22,407.00
Other Public Works	31,400.00	Library and Education		Balance December 31, 1991	13,141.00
HEALTH and WELFARE		Conservation		TAX TITLE LIENS OUTSTANDING	
Health Services Except Environmental	140,994.00	All Other		Balance January 1, 1991	240,282.00
Welfare-Public Assistance	8,900.00	CAPITAL DEBT AUTHORIZED, DECEMBER 31, 1991		Transfer From Taxes	135,030.00
Hospital, Clinics, First Aid		ISSUED AND UNISSUED		Redeemed in 1991	68,468.00
Animal, Insect, & Rodent Control		GROSS DEBT		Cancelled, Abated or Adjusted (1991)	
Other Welfare Services		School	221,000	Transfers to Foreclosed Property	
RECREATION and CONSERVATION		Self-Liquidating	2,232,000	Balance December 31, 1991	306,844.00
Beaches and Boardwalks		Other	6,401,310	PROPERTY ACQUIRED BY DEED OR FORECLOSURE	
Parks, Playgrounds, Shade Trees	8,800.00	Total	8,954,310	Balance January 1, 1991	564,050.00
Land Reclamation & Conservation	69,746.00	ISSUED AND OUTSTANDING		Transfers From Taxes or Liens	
Other Recreational Services	116,456.00	School	221,000.00	Sale for Cash (1991)	
EDUCATION (excluding schools)		Self-Liquidating	1,880,000.00	Cancelled, Abated or Adjusted (1991)	
Libraries	377,425.00	Other	5,215,994.00	Balance December 31, 1991	564,050.00
Other Educational Services		Total	7,316,994.00	CURRENT FINANCES DECEMBER 31, 1991	
STATUTORY EXPENDITURES		EQUALIZED VALUATION BASIS		ASSETS	
Pensions & F. L. C. A.	594,344.00	FOR NET DEBT COMPUTATION	1,090,351,089	Cash Dec. 31, 1991	2,569,780.00
Employee Fringe Benefits		REAL PROPERTY VALUATIONS		Taxes Receivable	609,554.00
Other Statutory Expenditures		Code Class # of Parcels % VAL'N		Tax Title Liens	306,844.00
CETA And Other Public Employment Programs		1 Vacant Land 234 4.31	45,656,800.00	Foreclosed Property	564,050.00
MUNICIPAL FUNCTIONS		2 Residential 3955 75.62	801,501,830.00	Emergencies & Other Deferred Charges	
CAPITAL IMPROVEMENTS	75,000.00	3 Farm 8 .14	1,501,700.00	State and Federal Aid Receivable	341,915.00
DEBT SERVICE		4a Commercial 135 8.33	93,541,000.00	Other Receivables	392,187.00
Principal Payments	642,856.00	4b Industrial 54 11.11	117,736,125.00	Total	4,784,330.00
Interest Payments	309,773.00	4c Apartments		LIABILITIES, RESERVES, AND SURPLUS	
		Total 4386	1,059,937,455.00	Cash Liabilities	2,065,259.00
DEFERRED CHARGES	111,208.00	Land Area 9.10 Sq. Miles		Reserves for Receivables	1,872,635.00
SCHOOL COUNTY, SPECIAL DISTRICT TAXES	17,300,704.47	Net Valuation Taxable-Municipal	1,064,702,510	Surplus Dec. 31, 1991	846,436.00
RESERVE FOR UNCOLLECTED TAXES	1,112,635.00	Net Valuation Taxable-County	1,114,420,484	Total	4,784,330.00
EXPENDITURES		State Equalized Valuation	1,097,484,081		
TOTAL	26,800,722.47	State Equalization Ratio	97.00		

0426
 Population 1980 4,251
 Population 1990 4,430
 S & P Rating
 Moody Rating A

General Tax Rate Per \$100. 2.51
 State Equalized Tax Rate 2.58

OAKLYN BOROUGH - CAMDEN COUNTY
 Form of Government
 Borough Council
 Number of Members - 6

PER CAPITA:
 Gross Debt 673.43
 Net Debt 347.86
 Debt Service 42.09
 Total Tax Levy 919.66
 Municipal Expenditures 428.79

PER CENT:
 Gross Debt 1.98
 Net Debt 1.02
 Tax Levy Collected 97.24
 Tax Levy Cancelled, Abated or Adjusted .15

EXPENDITURES		REVENUES-REALIZED		1991 PROPERTY TAX	
GENERAL GOVERNMENT				STATE EQUALIZED TAX RATE	
Governing Body & Public Boards		1991 Property Taxes Collected	3,960,492.73	Local District School Taxes	1.26 1,976,782.00
Municipal Clerk		1991 Payments in Lieu of Taxes		Regional & Consolidated School Tax	
Financial Administration	18,000.00	Delinquent Tax & Lien Collections	124,467.47	School Taxes in Municipal Budget	
Assessment of Taxes	15,658.70	Business Personalty Replacement Taxes	26,706.88	County Taxes	.82 1,291,704.47
Collection of Taxes	39,199.79	Taxes from Public Utilities	204,196.00	County Library Taxes	.03 39,884.65
Planning, Housing & Development	3,195.00	Other Miscellaneous Tax Revenues		Local Municipal Purpose Taxes	.48 753,100.00
Human Resources	56,635.74	State Aid Revenues	262,718.94	Veteran & Senior Citizen Taxes	
Elections		Federal Aid Revenues		Total Taxes for Rate Computation	2.59 4,136,671.12
General Administration (other)	152,093.14	State and Local Fiscal Assistance Act Utilized		Special District Taxes	
JUDICIARY		Sale of Acquired Property		Bank Corp. Taxes	
Municipal Courts	66,162.33	Other Miscellaneous Revenues	339,353.49	Added and Omitted Taxes	
PUBLIC SAFETY		Total	4,917,935.51	Total Taxes Levied - ABSTRACT	8,212.56
Fire Protection	46,938.00	Prior Years Surplus Appropriated	290,900.00	Total Taxes Billed	4,069,683.68
Police Protection	310,614.77	REVENUES TOTAL	5,208,835.51	1991 TAXES COLLECTED	3,960,492.73
Civil Defense & Disaster Control	7,505.00	Reserve For Uncollected Taxes	261,200.00	1991 Taxes Cancelled, Abated or Adjusted	6,169.47
Environmental Inspection & Control	10,050.00	CAPITAL OUTLAY TOTAL	311,008.00	Transfer to Tax Title Liens or Foreclosed	
Other Public Safety				Balance Outstanding Dec. 31, 1991	106,304.69
PUBLIC WORKS				PRIOR YEARS TAXES OUTSTANDING	
Streets and Drainage	125,603.32	Public Enterprises		Balance January 1, 1991	126,958.01
Sewers and Sewage Processing	31,069.45	Recreation-Culture	241.95	Collected in 1991	124,467.47
Garbage and Trash Disposal	266,349.51	Public Works	51,799.78	Cancelled, Abated or Adjusted 1991	
Public Buildings and Grounds	47,283.18	Buildings and Grounds	258,967.07	Transfers to Tax Title Liens or Foreclosed	2,490.54
Other Public Works		Library and Education		Balance December 31, 1991	
HEALTH and WELFARE		Conservation		TAX TITLE LIENS OUTSTANDING	
Health Services Except Environmental	1,002.00	All Other		Balance January 1, 1991	1,167.03
Welfare-Public Assistance	7,275.40	CAPITAL DEBT AUTHORIZED, DECEMBER 31, 1991		Transfer From Taxes	2,490.54
Hospital, Clinics, First Aid		ISSUED AND UNISSUED		Redeemed in 1991	
Animal, Insect, & Rodent Control		School	1,442,300.00	Cancelled, Abated or Adjusted (1991)	
Other Welfare Services		Self-Liquidating		Transfers to Foreclosed Property	
RECREATION and CONSERVATION		Other	1,541,000.00	Balance December 31, 1991	3,657.57
Beaches and Boardwalks		Total	2,983,300.00	PROPERTY ACQUIRED BY DEED OR	
Parks, Playgrounds, Shade Trees	5,989.00			FORECLOSURE	
Land Reclamation & Conservation		ISSUED AND OUTSTANDING		Balance January 1, 1991	227.00
Other Recreational Services	12,149.40	School	1,442,300.00	Transfers From Taxes or Liens	
EDUCATION (excluding schools)		Self-Liquidating		Sale for Cash (1991)	
Libraries	26,816.52	Other	1,474,500.00	Cancelled, Abated or Adjusted (1991)	
Other Educational Services		Total	2,916,800.00	Balance December 31, 1991	227.00
STATUTORY EXPENDITURES		EQUALIZED VALUATION BASIS		CURRENT FINANCES DECEMBER 31, 1991	
Pensions & F. L. C. A.	80,910.00	FOR NET DEBT COMPUTATION	150,587,992	ASSETS	
Employee Fringe Benefits	85,200.02	REAL PROPERTY VALUATIONS		Cash Dec. 31, 1991	1,215,265.96
Other Statutory Expenditures		Code Class # of Parcels % VAL'N	ASSESSED VALUATION	Taxes Receivable	106,304.69
CETA And Other Public Employment Programs		1 Vacant Land 29 .31	1,306,800.00	Tax Title Liens	3,657.57
MUNICIPAL FUNCTIONS TOTAL	1,416,200.27	2 Residential 1321 81.24	131,098,000.00	Foreclosed Property	227.00
CAPITAL IMPROVEMENTS *MEMO*	9,000.00	3 Farm		Emergencies & Other Deferred Charges	36,164.36
DEBT SERVICE		4a Commercial 84 11.77	18,994,300.00	State and Federal Aid Receivable	
Principal Payments	75,000.00	4b Industrial 3 .50	809,500.00	Other Receivables	527,140.11
Interest Payments	111,447.66	4c Apartments 17 5.67	9,156,000.00	Total	1,888,759.69
DEFERRED CHARGES	35,679.00	Total 1454	161,364,600.00	LIABILITIES, RESERVES, AND SURPLUS	
SCHOOL, COUNTY, SPECIAL DISTRICT TAXES	3,303,371.12	Land Area .63 Sq. Miles		Cash Liabilities	657,043.46
RESERVE FOR UNCOLLECTED TAXES	261,200.00	Net Valuation Taxable-Municipal	161,813,470	Reserves for Receivables	637,329.37
EXPENDITURES TOTAL	5,207,398.05	Net Valuation Taxable-County	155,281,475	Surplus Dec. 31, 1991	594,386.86
		State Equalized Valuation	157,509,995	Total	1,888,759.69
		State Equalization Ratio	102.74		

1337
Population 1980 23,570
Population 1990 25,058
S & P Rating
Moody Rating A

General Tax Rate Per \$100. 3.94
State Equalized Tax Rate 1.94

OCEAN TOWNSHIP - MONMOUTH COUNTY
Form of Government
Council-Manager Plan A (OMCL 50)
Number of Members - 5

PER CAPITA:
Gross Debt 551.97
Net Debt 389.49
Debt Service 66.15
Total Tax Levy 1,462.68
Municipal Expenditures 588.22
PER CENT:
Gross Debt .76
Net Debt .54
Tax Levy Collected 96.78
Tax Levy Cancelled, Abated or Adjusted .13

EXPENDITURES		REVENUES-REALIZED		1991 PROPERTY TAX	
GENERAL GOVERNMENT				STATE EQUALIZED TAX RATE	
Governing Body & Public Boards	40,350.00	1991 Property Taxes Collected		Local District School Taxes	
Municipal Clerk	104,734.00	1991 Payments in Lieu of Taxes		Regional & Consolidated School Tax 1.15	
Financial Administration	151,479.00	Delinquent Tax & Lien Collections		School Taxes in Municipal Budget	
Assessment of Taxes	114,415.00	Business Penalty Replacement Taxes		County Taxes .42 *	
Collection of Taxes	105,772.00	Taxes from Public Utilities		County Library Taxes .02	
Planning, Housing & Development	114,656.00	Other Miscellaneous Tax Revenues		Local Municipal Purpose Taxes .36	
Human Resources	185,250.00	State Aid Revenues		Veteran & Senior Citizen Taxes	
Elections	26,070.00	Federal Aid Revenues		Total Taxes for Rate Computation 1.95	
General Administration (other)	1,335,493.97	State and Local Fiscal Assistance Act Utilized		Special District Taxes	
JUDICIARY		Sale of Acquired Property		Bank Corp. Taxes	
Municipal Courts	133,720.00	Other Miscellaneous Revenues		Added and Omitted Taxes	
PUBLIC SAFETY		Total		Total Taxes Levied - ABSTRACT	
Fire Protection	3,181,722.73	Prior Years Surplus Appropriated		Total Taxes Billed	
Police Protection	150.00	REVENUES TOTAL		1991 TAXES COLLECTED	
Civil Defense & Disaster Control	167,492.00	Reserve For Uncollected Taxes		1991 Taxes Cancelled, Abated or Adjusted	
Environmental Inspection & Control		CAPITAL OUTLAY TOTAL		Transfer to Tax Title Liens or Foreclosed	
Other Public Safety				Balance Outstanding Dec. 31, 1991	
PUBLIC WORKS				PRIOR YEARS TAXES OUTSTANDING	
Streets and Drainage	1,235,140.00	Public Enterprises		Balance January 1, 1991	
Sewers and Sewage Processing	93,221.00	Recreation-Culture		Collected in 1991	
Garbage and Trash Disposal	1,834,357.00	Public Works		Cancelled, Abated or Adjusted 1991	
Public Buildings and Grounds	616,639.00	Buildings and Grounds		Transfers to Tax Title Liens or Foreclosed	
Other Public Works	147,000.00	Library and Education		Balance December 31, 1991	
HEALTH and WELFARE		Conservation		TAX TITLE LIENS OUTSTANDING	
Health Services Except Environmental	167,375.00	All Other		Balance January 1, 1991	
Welfare-Public Assistance	168,970.00	CAPITAL DEBT AUTHORIZED, DECEMBER 31, 1991		Transfer From Taxes	
Hospital, Clinics, First Aid		ISSUED AND UNISSUED GROSS DEBT NET DEBT		Redeemed in 1991	
Animal, Insect, & Rodent Control	19,000.00	School 4,071,498		Cancelled, Abated or Adjusted (1991)	
Other Welfare Services	108,594.00	Self-Liquidating		Transfers to Foreclosed Property	
RECREATION and CONSERVATION		Other 9,759,880		Balance December 31, 1991	
Beaches and Boardwalks	1,000.00	Total 13,831,378		PROPERTY ACQUIRED BY DEED OR FORECLOSURE	
Parks, Playgrounds, Shade Trees	12,133.00	ISSUED AND OUTSTANDING		Balance January 1, 1991	
Land Reclamation & Conservation	273,118.00	School 4,071,498.37		Transfers From Taxes or Liens	
Other Recreational Services		Self-Liquidating		Sale for Cash (1991)	
EDUCATION (excluding schools)		Other 7,443,000.00		Cancelled, Abated or Adjusted (1991)	
Libraries	37,600.00	Total 11,514,498.87		Balance December 31, 1991	
Other Educational Services		EQUALIZED VALUATION BASIS		CURRENT FINANCES DECEMBER 31, 1991	
STATUTORY EXPENDITURES		FOR NET DEBT COMPUTATION		ASSETS	
Pensions & F.L.C.A.	920,546.73	REAL PROPERTY VALUATIONS		Cash Dec. 31, 1991	
Employee Fringe Benefits		Code Class # of Parcels % VAL'N		Taxes Receivable	
Other Statutory Expenditures		1 Vacant Land 885 3.13		Tax Title Liens	
CETA And Other Public Employment Programs		2 Residential 6747 73.74		Foreclosed Property	
MUNICIPAL FUNCTIONS TOTAL	11,806,848.48	3 Farm 9 .15		Emergencies & Other Deferred Charges	
CAPITAL IMPROVEMENTS *MEMO*	63,500.00	4a Commercial 356 17.26		State and Federal Aid Receivable	
DEBT SERVICE		4b Industrial 3 .37		Other Receivables	
Principal Payments	1,094,500.00	4c Apartments 14 5.35		Total	
Interest Payments	502,904.35	Total 8019		LIABILITIES, RESERVES, AND SURPLUS	
DEFERRED CHARGES	30,500.00	Land Area 11.20 Sq. Miles		Cash Liabilities	
SCHOOL, COUNTY, SPECIAL DISTRICT TAXES	29,871,176.83	Net Valuation Taxable-Municipal		Reserves for Receivables	
RESERVE FOR UNCOLLECTED TAXES	1,185,759.30	Net Valuation Taxable-County		Surplus Dec. 31, 1991	
EXPENDITURES TOTAL	44,510,743.96	State Equalized Valuation		Total	
		State Equalization Ratio			

1520
Population 1980 3,731
Population 1990 5,416
S & P Rating
Moody Rating

General Tax Rate Per \$100. 1.70
State Equalized Tax Rate 1.78

OCEAN TOWNSHIP - OCEAN COUNTY
Form of Government
Township Committee
Number of Members - 3

PER CAPITA:
Gross Debt 1,178.60
Net Debt 122.65
Debt Service 14.34
Total Tax Levy 1,346.08
Municipal Expenditures 734.03
PER CENT:
Gross Debt 1.57
Net Debt .16
Tax Levy Collected 89.81
Tax Levy Cancelled, Abated or Adjusted .45

EXPENDITURES		REVENUES-REALIZED		1991 PROPERTY TAX	
GENERAL GOVERNMENT				STATE EQUALIZED TAX RATE	
Governing Body & Public Boards		1991 Property Taxes Collected	6,550,651.46	Local District School Taxes	1.14
Municipal Clerk		1991 Payments in Lieu of Taxes		Regional & Consolidated School Tax	4,652,676.50
Financial Administration	53,670.00	Delinquent Tax & Lien Collections	857,371.39	School Taxes in Municipal Budget	
Assessment of Taxes	46,330.00	Business Personalty Replacement Taxes	12,628.92	County Taxes	.38 *
Collection of Taxes	52,851.00	Taxes from Public Utilities	496,750.00	County Library Taxes	.03
Planning, Housing & Development	24,150.00	Other Miscellaneous Tax Revenues		Local Municipal Purpose Taxes	.23
Human Resources	63,038.36	State Aid Revenues	283,720.64	Veteran & Senior Citizen Taxes	
Elections	1,200.00	Federal Aid Revenues		Total Taxes for Rate Computation	1.78
General Administration (other)	211,540.00	State and Local Fiscal Assistance Act Utilized		Special District Taxes	
JUDICIARY		Sale of Acquired Property		Bank Corp. Taxes	
Municipal Courts	68,300.00	Other Miscellaneous Revenues	548,153.68	Added and Omitted Taxes	
PUBLIC SAFETY		Total	8,749,276.09	Total Taxes Levied - ABSTRACT	33,870.58
Fire Protection	19,000.00	Prior Years Surplus Appropriated	1,460,000.00	Total Taxes Billed	7,290,386.47
Police Protection	625,818.12	REVENUES TOTAL	10,209,276.09	1991 TAXES COLLECTED	6,550,651.46
Civil Defense & Disaster Control	13,925.00	Reserve For Uncollected Taxes	1,278,900.00	1991 Taxes Cancelled, Abated or Adjusted	33,107.80
Environmental Inspection & Control	32,350.00	CAPITAL OUTLAY TOTAL	41,511.70	Transfer to Tax Title Liens or Foreclosed	238,132.88
Other Public Safety	2,250.00			Balance Outstanding Dec. 31, 1991	472,221.18
PUBLIC WORKS				PRIOR YEARS TAXES OUTSTANDING	
Streets and Drainage	236,172.00	Public Enterprises		Balance January 1, 1991	1,036,523.13
Sewers and Sewage Processing		Recreation—Culture		Collected in 1991	791,962.59
Garbage and Trash Disposal	459,500.00	Public Works	37,278.16	Cancelled, Abated or Adjusted 1991	41,921.63
Public Buildings and Grounds	39,100.00	Buildings and Grounds	3,652.84	Transfers to Tax Title Liens or Foreclosed	199,785.57
Other Public Works	23,000.00	Library and Education		Balance December 31, 1991	2,853.34
HEALTH and WELFARE		Conservation	580.70	TAX TITLE LIENS OUTSTANDING	
Health Services Except Environmental	5,500.00	All Other		Balance January 1, 1991	178,343.80
Welfare-Public Assistance	12,500.00	CAPITAL DEBT AUTHORIZED, DECEMBER 31, 1991		Transfer From Taxes	468,191.51
Hospital, Clinics, First Aid		ISSUED AND UNISSUED		Redeemed in 1991	65,408.80
Animal, Insect, & Rodent Control	4,499.00	School	5,719,000	Cancelled, Abated or Adjusted (1991)	
Other Welfare Services		Self-Liquidating		Transfers to Foreclosed Property	
RECREATION and CONSERVATION		Other	664,272	Balance December 31, 1991	581,126.51
Beaches and Boardwalks	19,800.00	Total	6,383,272	PROPERTY ACQUIRED BY DEED OR FORECLOSURE	
Parks, Playgrounds, Shade Trees	1,000.00	ISSUED AND OUTSTANDING		Balance January 1, 1991	839,600.00
Land Reclamation & Conservation	46,973.52	School	479,000.00	Transfers From Taxes or Liens	
Other Recreational Services	2,050.00	Self-Liquidating		Sale for Cash (1991)	
EDUCATION (excluding schools)		Other	368,058.00	Cancelled, Abated or Adjusted (1991)	
Libraries	6,000.00	Total	847,058.00	Balance December 31, 1991	839,600.00
Other Educational Services		EQUALIZED VALUATION BASIS		CURRENT FINANCES DECEMBER 31, 1991	
STATUTORY EXPENDITURES		FOR NET DEBT COMPUTATION	407,017,282	ASSETS	
Pensions & F. I. C. A.	102,169.88	REAL PROPERTY VALUATIONS		Cash Dec. 31, 1991	2,587,263.42
Employee Fringe Benefits	272,750.00	Code Class # of Parcels % VAL'N	ASSESSED VALUATION	Taxes Receivable	475,074.52
Other Statutory Expenditures	7,000.00	1 Vacant Land 1283 11.36	48,230,260.00	Tox Title Liens	581,126.51
CETA And Other Public Employment Programs		2 Residential 2825 81.42	345,563,371.00	Foreclosed Property	839,600.00
MUNICIPAL FUNCTIONS TOTAL	2,457,936.88	3 Farm 2	11,938.00	Emergencies & Other Deferred Charges	58,004.80
CAPITAL IMPROVEMENTS *MEMO*	30,000.00	4a Commercial 76 6.99	29,653,450.00	State and Federal Aid Receivable	
DEBT SERVICE		4b Industrial 2 .22	945,100.00	Other Receivables	117,342.92
Principal Payments	49,000.00	4c Apartments		Total	4,658,412.17
Interest Payments	23,651.16	Total 4183	424,404,119.00	LIABILITIES, RESERVES, AND SURPLUS	
DEFERRED CHARGES	161,000.00	Land Area 20.62 Sq. Miles		Cash Liabilities	1,345,783.92
SCHOOL, COUNTY, SPECIAL DISTRICT TAXES	6,314,515.89	Net Valuation Taxable-Municipal	426,320,644	Reserves for Receivables	2,013,143.95
RESERVE FOR UNCOLLECTED TAXES	1,278,900.00	Net Valuation Taxable-County	418,059,642	Surplus Dec. 31, 1991	1,299,484.30
EXPENDITURES TOTAL	10,290,003.93	State Equalized Valuation	407,230,362	Total	4,658,412.17
		State Equalization Ratio	104.71		

0508
Population 1980 13,949
Population 1990 15,512
S & P Rating A-
Moody Rating AAA

General Tax Rate Per \$100. 1.35
State Equalized Tax Rate 1.42

OCEAN CITY CITY - CAPE MAY COUNTY
Form of Government
Mayor-Council Plan D (OMCL 50)
Number of Members - 7

PER CAPITA:
Gross Debt 2,524.90
Net Debt 2,240.49
Debt Service 265.72
Total Tax Levy 2,921.93
Municipal Expenditures 2,022.64
PER CENT:
Gross Debt 1.28
Net Debt 1.14
Tax Levy Collected 96.47
Tax Levy Cancelled, Abated or Adjusted .29

EXPENDITURES		REVENUES-REALIZED		1991 PROPERTY TAX	
GENERAL GOVERNMENT				STATE EQUALIZED TAX RATE	
Governing Body & Public Boards	78,750.00	1991 Property Taxes Collected		Local District School Taxes	13,936,311.00
Municipal Clerk	166,350.00	1991 Payments in Lieu of Taxes		Regional & Consolidated School Tax	
Financial Administration	439,970.00	Delinquent Tax & Lien Collections		School Taxes in Municipal Budget	107,600.00
Assessment of Taxes	139,900.00	Business Personalty Replacement Taxes		County Taxes	12,636,223.46
Collection of Taxes	180,482.00	Taxes from Public Utilities		County Library Taxes	
Planning, Housing & Development	126,675.00	Other Miscellaneous Tax Revenues		Local Municipal Purpose Taxes	18,549,730.52
Human Resources	203,719.00	State Aid Revenues		Veteran & Senior Citizen Taxes	128,450.00
Elections		Federal Aid Revenues		Total Taxes for Rate Computation	45,358,314.98
General Administration (other)	973,152.00	State and Local Fiscal Assistance Act Utilized		Special District Taxes	
JUDICIARY		Sale of Acquired Property		Bank Corp. Taxes	
Municipal Courts	261,875.00	Other Miscellaneous Revenues		Added and Omitted Taxes	95,061.01
PUBLIC SAFETY		Total		Total Taxes Levied - ABSTRACT	45,324,925.99
Fire Protection	2,337,850.00	Prior Years Surplus Appropriated		Total Taxes Billed	45,588,935.81
Police Protection	4,635,240.36	REVENUES TOTAL		1991 TAXES COLLECTED	43,979,108.62
Civil Defense & Disaster Control	100.00	Reserve For Uncollected Taxes		1991 Taxes Cancelled, Abated or Adjusted	132,796.44
Environmental Inspection & Control	283,450.00	CAPITAL OUTLAY TOTAL		Transfer to Tax Title Liens or Foreclosed	52,987.50
Other Public Safety				Balance Outstanding Dec. 31, 1991	1,424,043.25
PUBLIC WORKS		Public Enterprises		PRIOR YEARS TAXES OUTSTANDING	
Streets and Drainage	996,365.78	Recreation-Culture		Balance January 1, 1991	1,598,875.30
Sewers and Sewage Processing		Public Works		Collected in 1991	1,363,955.80
Garbage and Trash Disposal		Buildings and Grounds		Cancelled, Abated or Adjusted 1991	115,744.40
Public Buildings and Grounds	3,772,828.00	Library and Education		Transfers to Tax Title Liens or Foreclosed	9,011.64
Other Public Works	2,070,623.00	Conservation		Balance December 31, 1991	110,163.46
HEALTH and WELFARE		All Other		TAX TITLE LIENS OUTSTANDING	
Health Services Except Environmental		CAPITAL DEBT AUTHORIZED, DECEMBER 31, 1991		Balance January 1, 1991	150,192.88
Welfare-Public Assistance	52,734.26	ISSUED AND UNISSUED		Transfer From Taxes	73,095.76
Hospital, Clinics, First Aid		GROSS DEBT		Redeemed in 1991	59,925.56
Animal, Insect, & Rodent Control		NET DEBT		Cancelled, Abated or Adjusted (1991)	
Other Welfare Services		SCHOOL		Transfers to Foreclosed Property	
RECREATION and CONSERVATION		Self-Liquidating		Balance December 31, 1991	163,363.08
Beaches and Boardwalks	193,623.17	Other		PROPERTY ACQUIRED BY DEED OR FORECLOSURE	
Parks, Playgrounds, Shade Trees		Total		Balance January 1, 1991	261,176.00
Land Reclamation & Conservation	3,000.00	ISSUED AND OUTSTANDING		Transfers From Taxes or Liens	
Other Recreational Services	426,750.00	SCHOOL		Sale for Cash (1991)	
EDUCATION (excluding schools)		Self-Liquidating		Cancelled, Abated or Adjusted (1991)	
Libraries	623,373.00	Other		Balance December 31, 1991	261,176.00
Other Educational Services	5,000.00	Total		CURRENT FINANCES DECEMBER 31, 1991	
STATUTORY EXPENDITURES		EQUALIZED VALUATION BASIS		ASSETS	
Pensions & F. I. C. A.	1,790,150.00	FOR NET DEBT COMPUTATION		Cash Dec. 31, 1991	4,389,024.81
Employee Fringe Benefits	2,489,107.41	REAL PROPERTY VALUATIONS		Taxes Receivable	1,534,206.71
Other Statutory Expenditures	38,900.00			Tax Title Liens	163,363.08
CETA And Other Public Employment Programs		Code Class # of Parcels % VAL'N		Foreclosed Property	261,176.00
MUNICIPAL FUNCTIONS TOTAL	22,289,967.98	ASSESSED VALUATION		Emergencies & Other Deferred Charges	660,841.67
CAPITAL IMPROVEMENTS *MEMO*	150,000.00	1 Vacant Land 1644 2.68		State and Federal Aid Receivable	1,802.57
DEBT SERVICE		2 Residential 13894 88.10		Other Receivables	7,039,373.09
Principal Payments	1,846,895.52	3 Farm		LIABILITIES, RESERVES, AND SURPLUS	
Interest Payments	2,274,879.80	4a Commercial 474 7.90		Cash Liabilities	2,291,096.86
TYPE I SCHL DEBT *MEMO	107,600.00	4b Industrial 3 .02		Reserves for Receivables	1,987,704.04
DEFERRED CHARGES	3,050,424.82	4c Apartments 58 1.30		Surplus Dec. 31, 1991	2,760,572.19
SCHOOL COUNTY, SPECIAL DISTRICT TAXES	26,680,134.46	Total 16073		Total	7,039,373.09
RESERVE FOR UNCOLLECTED TAXES	1,913,101.02	Land Area 5.93 Sq. Miles			
EXPENDITURES TOTAL	58,055,403.60	Net Valuation Taxable-Municipal			
		Net Valuation Taxable-County			
		State Equalized Valuation			
		State Equalization Ratio			

1521

Population 1980 1,385
 Population 1990 2,078
 S & P Rating
 Moody Rating

General Tax Rate Per \$100.

1.51

State Equalized Tax Rate

1.72

OCEAN GATE BOROUGH - OCEAN COUNTY
 Form of Government
 Borough Council
 Number of Members - 6

PER CAPITA:

Gross Debt 914.00
 Net Debt 681.96
 Debt Service 21.66
 Total Tax Levy 905.93
 Municipal Expenditures 525.20

PER CENT:

Gross Debt 1.72
 Net Debt 1.29
 Tax Levy Collected 91.94
 Tax Levy Cancelled, Abated or Adjusted .08

EXPENDITURES		REVENUES-REALIZED		1991 PROPERTY TAX	
GENERAL GOVERNMENT		1991 Property Taxes Collected		STATE EQUALIZED TAX RATE	
Governing Body & Public Boards		1991 Payments in Lieu of Taxes	1,731,022.81	Local District School Taxes	.53 576,174.00
Municipal Clerk		Delinquent Tax & Lien Collections	140,967.38	Regional & Consolidated School Tax	.29 320,600.38
Financial Administration	15,461.48	Business Personalty Replacement Taxes	2,976.23	School Taxes in Municipal Budget	
Assessment of Taxes	7,699.98	Taxes from Public Utilities	95,785.00	County Taxes	.38 * 411,344.42
Collection of Taxes	6,292.43	Other Miscellaneous Tax Revenues		County Library Taxes	.03 32,465.37
Planning, Housing & Development	3,243.31	State Aid Revenues	104,843.08	Local Municipal Purpose Taxes	.49 537,765.00
Human Resources	3,431.00	Federal Aid Revenues		Veteran & Senior Citizen Taxes	
Elections		State and Local Fiscal Assistance Act Utilized		Total Taxes for Rate Computation	1.72 1,909,399.17
General Administration (other)	145,465.66	Sale of Acquired Property		Special District Taxes	
JUDICIARY		Other Miscellaneous Revenues	125,419.92	Bank Corp. Taxes	
Municipal Courts	20,108.46	Total	2,201,014.47	Added and Omitted Taxes	4,181.71
PUBLIC SAFETY		Prior Years Surplus Appropriated	128,429.64	Total Taxes Levied - ABSTRACT	1,882,530.88
Fire Protection	10,152.06	REVENUES TOTAL	2,329,444.11	Total Taxes Billed	1,882,734.66
Police Protection	171,164.50	Reserve For Uncollected Taxes	189,275.96	1991 TAXES COLLECTED	1,731,022.81
Civil Defense & Disaster Control	500.00	CAPITAL OUTLAY TOTAL	84,308.04	1991 Taxes Cancelled, Abated or Adjusted	1,534.07
Environmental Inspection & Control	3,549.35	Public Enterprises	75,994.64	Transfer to Tax Title Liens or Foreclosed	35,515.21
Other Public Safety		Recreation—Culture		Balance Outstanding Dec. 31, 1991	114,662.57
PUBLIC WORKS		Public Works	3,313.40	PRIOR YEARS TAXES OUTSTANDING	
Streets and Drainage	37,187.94	Buildings and Grounds		Balance January 1, 1991	161,506.98
Sewers and Sewage Processing		Library and Education		Collected in 1991	140,817.38
Garbage and Trash Disposal	152,793.90	Conservation		Cancelled, Abated or Adjusted 1991	
Public Buildings and Grounds	34,898.85	All Other		Transfers to Tax Title Liens or Foreclosed	20,641.68
Other Public Works	21,000.00	CAPITAL DEBT AUTHORIZED, DECEMBER 31, 1991		Balance December 31, 1991	47.92
HEALTH and WELFARE		ISSUED AND UNISSUED		TAX TITLE LIENS OUTSTANDING	
Health Services Except Environmental	300.00	School	48,420	Balance January 1, 1991	27,038.89
Welfare-Public Assistance	2,100.00	Self-Liquidating	1,809,976	Transfer From Taxes	60,022.87
Hospital, Clinics, First Aid		Other	40,387	Redeemed in 1991	150.00
Animal, Insect, & Rodent Control	2,174.25	Total	1,899,283	Cancelled, Abated or Adjusted (1991)	
Other Welfare Services		ISSUED AND OUTSTANDING		Transfers to Foreclosed Property	
RECREATION and CONSERVATION		School	48,420.54	Balance December 31, 1991	86,911.76
Beaches and Boardwalks	73,605.73	Self-Liquidating	1,756,527.19	PROPERTY ACQUIRED BY DEED OR FORECLOSURE	
Parks, Playgrounds, Shade Trees		Other	36,693.59	Balance January 1, 1991	9,150.00
Land Reclamation & Conservation		Total	1,841,641.32	Transfers From Taxes or Liens	
Other Recreational Services	1,698.00	EQUALIZED VALUATION BASIS		Sale for Cash (1991)	
EDUCATION (excluding schools)		FOR NET DEBT COMPUTATION	110,147,977	Cancelled, Abated or Adjusted (1991)	
Libraries		REAL PROPERTY VALUATIONS		Balance December 31, 1991	9,150.00
Other Educational Services		Code Class # of Parcels % VAL'N ASSESSED VALUATION		CURRENT FINANCES DECEMBER 31, 1991	
STATUTORY EXPENDITURES		1 Vacant Land 92 3.05 3,784,600.00		ASSETS	
Pensions & F. L. C. A.	32,923.48	2 Residential 997 94.18 116,768,800.00		Cash Dec. 31, 1991	494,186.06
Employee Fringe Benefits	46,523.64	3 Farm 4a Commercial 18 2.76 3,427,600.00		Taxes Receivable	114,710.49
Other Statutory Expenditures	1,500.00	4b Industrial 4c Apartments		Tax Title Liens	86,911.76
CETA And Other Public Employment Programs		Total 1107 123,981,000.00		Foreclosed Property	9,150.00
MUNICIPAL FUNCTIONS TOTAL	803,774.12	Land Area .50 Sq. Miles		Emergencies & Other Deferred Charges	8,000.00
CAPITAL IMPROVEMENTS *MEMO*	2,000.00	Net Valuation Taxable-Municipal	124,321,795	State and Federal Aid Receivable	10,636.75
DEBT SERVICE		Net Valuation Taxable-County	110,757,322	Other Receivables	
Principal Payments	45,000.00	State Equalized Valuation	109,325,490	Total	723,595.06
Interest Payments		State Equalization Ratio	113.76	LIABILITIES, RESERVES, AND SURPLUS	
DEFERRED CHARGES	53,306.38			Cash Liabilities	314,496.34
SCHOOL, COUNTY, SPECIAL DISTRICT TAXES	1,340,534.17			Reserves for Receivables	210,772.25
RESERVE FOR UNCOLLECTED TAXES	189,275.96			Surplus Dec. 31, 1991	198,320.47
EXPENDITURES TOTAL	2,431,340.61			Total	723,595.06

1338

Population 1980 5,888
 Population 1990 6,146
 S & P Rating A
 Moody Rating

General Tax Rate Per \$100.

1.78

State Equalized Tax Rate

1.79

OCEANPORT BOROUGH - MONMOUTH CO.
 Form of Government
 Borough Council
 Number of Members - 6

PER CAPITA:

Gross Debt 243.57
 Net Debt 209.89
 Debt Service 22.07
 Total Tax Levy 1,335.35
 Municipal Expenditures 517.53

PER CENT:

Gross Debt .32
 Net Debt .27
 Tax Levy Collected 96.30
 Tax Levy Cancelled, Abated or Adjusted

EXPENDITURES		REVENUES-REALIZED		1991 PROPERTY TAX	
GENERAL GOVERNMENT		1991 Property Taxes Collected		STATE EQUALIZED TAX RATE	
Governing Body & Public Boards		1991 Payments in Lieu of Taxes		Local District School Taxes	.75
Municipal Clerk		Delinquent Tax & Lien Collections		Regional & Consolidated School Tax	.41
Financial Administration	50,400.00	Business Personalty Replacement Taxes		School Taxes in Municipal Budget	
Assessment of Taxes	33,050.00	Taxes from Public Utilities		County Taxes	.43 *
Collection of Taxes	450.00	Other Miscellaneous Tax Revenues		County Library Taxes	.02
Planning, Housing & Development	18,470.00	State Aid Revenues		Local Municipal Purpose Taxes	.18
Human Resources	53,979.00	Federal Aid Revenues		Veteran & Senior Citizen Taxes	
Elections		Stote and Local Fiscal Assistance Act Utilized		Total Taxes for Rate Computation	1.79
General Administration (other)	412,514.80	Sale of Acquired Property		Special District Taxes	
JUDICIARY		Other Miscellaneous Revenues		Bank Corp. Taxes	
Municipal Courts	25,039.69	Total	385,497.11	Added and Omitted Taxes	
PUBLIC SAFETY		Prior Years Surplus Appropriated	871,789.50	Total Taxes Levied - ABSTRACT	51,220.80
Fire Protection	71,038.02	REVENUES TOTAL	10,341,872.78	Total Taxes Billed	8,207,074.43
Police Protection	831,123.61	Reserve For Uncollected Taxes	339,352.60	1991 TAXES COLLECTED	7,903,716.48
Civil Defense & Disaster Control	3,990.00	CAPITAL OUTLAY TOTAL	231,855.28	1991 Taxes Cancelled, Abated or Adjusted	
Environmental Inspection & Control	38,000.00	Public Enterprises		Transfer to Tax Title Liens or Foreclosed	3,232.38
Other Public Safety		Recreation-Culture		Balance Outstanding Dec. 31, 1991	300,125.57
PUBLIC WORKS		Public Works		PRIOR YEARS TAXES OUTSTANDING	
Streets and Drainage	322,540.00	Buildings and Grounds	3,771.50	Balance January 1, 1991	352,622.62
Sewers and Sewage Processing	12,500.00	Library and Education	217,118.26	Collected in 1991	341,529.48
Garbage and Trash Disposal	402,355.23	Conservation	10,965.52	Cancelled, Abated or Adjusted 1991	
Public Buildings and Grounds	127,370.00	All Other		Transfers to Tax Title Liens or Foreclosed	3,379.82
Other Public Works		CAPITAL DEBT AUTHORIZED, DECEMBER 31, 1991		Balance December 31, 1991	7,713.32
HEALTH and WELFARE		ISSUED AND UNISSUED		TAX TITLE LIENS OUTSTANDING	
Health Services Except Environmental	1,770.00	School	207,000.00	Balance January 1, 1991	11,218.24
Welfare-Public Assistance	10,025.00	Self-Liquidating		Transfer From Taxes	6,612.20
Hospital, Clinics, First Aid		Other	1,290,002.00	Redeemed in 1991	25.51
Animal, Insect, & Rodent Control		Total	1,497,002.00	Cancelled, Abated or Adjusted (1991)	
Other Welfare Services		ISSUED AND OUTSTANDING		Transfers to Foreclosed Property	
RECREATION and CONSERVATION		School	207,000.00	Balance December 31, 1991	17,804.93
Beaches and Boardwalks		Self-Liquidating		PROPERTY ACQUIRED BY DEED OR FORECLOSURE	
Parks, Playgrounds, Shade Trees	40,313.00	Other	1,290,000.00	Balance January 1, 1991	175,750.00
Land Reclamation & Conservation	9,984.41	Total	1,497,000.00	Transfers From Taxes or Liens	
Other Recreational Services	2,455.00	EQUALIZED VALUATION BASIS		Sale for Cash (1991)	
EDUCATION (excluding schools)		FOR NET DEBT COMPUTATION	471,143.027	Cancelled, Abated or Adjusted (1991)	
Libraries	3,500.00	REAL PROPERTY VALUATIONS		Balance December 31, 1991	175,750.00
Other Educational Services	10,419.00	Code Class # of Parcels % VAL'N		CURRENT FINANCES DECEMBER 31, 1991	
STATUTORY EXPENDITURES		ASSESSED VALUATION		ASSETS	
Pensions & F. L. C. A.	157,934.01	1 Vacant Land 195 3.21	14,667,900.00	Cash Dec. 31, 1991	1,966,404.83
Employee Fringe Benefits		2 Residential 1811 78.77	360,018,900.00	Taxes Receivable	307,838.89
Other Statutory Expenditures		3 Farm 1	3,300.00	Tax Title Liens	17,804.93
CETA And Other Public Employment Programs		4a Commercial 52 15.14	69,217,500.00	Foreclosed Property	175,750.00
MUNICIPAL FUNCTIONS TOTAL	2,639,275.77	4b Industrial 1 2.81	12,864,000.00	Emergencies & Other Deferred Charges	50,990.00
CAPITAL IMPROVEMENTS * MEMO *	5,000.00	4c Apartments 1 .07	302,000.00	State and Federal Aid Receivable	12,012.09
DEBT SERVICE		Total 2061	457,073,600.00	Other Receivables	222,641.14
Principal Payments	60,000.00	Land Area 3.10 Sq. Miles		Total	2,753,441.88
Interest Payments	75,615.00	Net Valuation Taxable-Municipal	457,966,401	LIABILITIES, RESERVES, AND SURPLUS	
DEFERRED CHARGES	16,506.00	Net Valuation Taxable-County	482,739,603	Cash Liabilities	1,143,504.24
SCHOOL, COUNTY, SPECIAL DISTRICT TAXES	7,357,270.13	State Equalized Valuation	455,466,247	Reserves for Receivables	735,501.96
RESERVE FOR UNCOLLECTED TAXES	389,352.60	State Equalization Ratio	100.55	Surplus Dec. 31, 1991	874,435.68
EXPENDITURES TOTAL	10,533,019.50			Total	2,753,441.88

1916

Population 1980 2,737
 Population 1990 2,722
 S & P Rating
 Moody Rating AAA

General Tax Rate Per \$100.

1.99

State Equalized Tax Rate

2.29

OGDENSBURG BORO. - SUSSEX CO.
 Form of Government
 Borough Council
 Number of Members - 6

PER CAPITA:

Gross Debt 1,488.78
 Net Debt 272.80
 Debt Service 50.39
 Total Tax Levy 1,025.83
 Municipal Expenditures 734.28

PER CENT:

Gross Debt 3.42
 Net Debt .63
 Tax Levy Collected 90.50
 Tax Levy Cancelled, Abated or Adjusted

EXPENDITURES		REVENUES-REALIZED		1991 PROPERTY TAX	
GENERAL GOVERNMENT		1991 Property Taxes Collected		STATE EQUALIZED TAX RATE	
Governing Body & Public Boards				Local District School Taxes	1,003,818.50
Municipal Clerk			2,528,042.99	Regional & Consolidated School Tax	656,365.06
Financial Administration	37,650.00	1991 Payments in Lieu of Taxes		School Taxes in Municipal Budget	
Assessment of Taxes	17,400.00	Delinquent Tax & Lien Collections	151,473.43	County Taxes	424,913.45
Collection of Taxes	22,750.00	Business Personalty Replacement Taxes	68,393.96	County Library Taxes	32,844.66
Planning, Housing & Development	214,074.00	Taxes from Public Utilities	61,072.81	Local Municipal Purpose Taxes	666,591.00
Human Resources	10,192.40	Other Miscellaneous Tax Revenues		Veteran & Senior Citizen Taxes	23,650.00
Elections	1,300.00	State Aid Revenues	532,522.59	Total Taxes for Rate Computation	2,808,182.67
General Administration (other)	211,560.00	Federal Aid Revenues		Special District Taxes	
JUDICIARY		State and Local Fiscal Assistance Act Utilized		Bank Corp. Taxes	
Municipal Courts	24,308.04	Sale of Acquired Property		Added and Omitted Taxes	7,770.45
PUBLIC SAFETY		Other Miscellaneous Revenues	336,848.78	Total Taxes Levied - ABSTRACT	2,792,303.12
Fire Protection	28,428.00	Total	3,678,354.46	Total Taxes Billed	2,793,530.17
Police Protection	314,883.15	Prior Years Surplus Appropriated	279,000.00	1991 TAXES COLLECTED	2,528,042.89
Civil Defense & Disaster Control	1,400.00	REVENUES TOTAL	3,957,354.46	1991 Taxes Cancelled, Abated or Adjusted	
Environmental Inspection & Control	8,350.00	Reserve For Uncollected Taxes	218,321.00	Transfer to Tax Title Liens or Foreclosed	
Other Public Safety		CAPITAL OUTLAY TOTAL	117,969.05	Balance Outstanding Dec. 31, 1991	265,487.28
PUBLIC WORKS				PRIOR YEARS TAXES OUTSTANDING	
Streets and Drainage	207,300.00	Public Enterprises	52,455.12	Balance January 1, 1991	160,668.60
Sewers and Sewage Processing	2,907.00	Recreation—Culture	9,473.49	Collected in 1991	151,473.43
Garbage and Trash Disposal	197,500.00	Public Works		Cancelled, Abated or Adjusted 1991	
Public Buildings and Grounds	78,450.00	Buildings and Grounds	56,040.44	Transfers to Tax Title Liens or Foreclosed	
Other Public Works	5,000.00	Library and Education		Balance December 31, 1991	9,195.17
HEALTH and WELFARE		Conservation		TAX TITLE LIENS OUTSTANDING	
Health Services Except Environmental	29,430.00	All Other		Balance January 1, 1991	11,268.39
Welfare—Public Assistance	100.00	CAPITAL DEBT AUTHORIZED, DECEMBER 31, 1991		Transfer From Taxes	
Hospital, Clinics, First Aid		ISSUED AND UNISSUED		Redeemed in 1991	
Animal, Insect, & Rodent Control	8,943.00	School	1,849,596	Cancelled, Abated or Adjusted (1991)	
Other Welfare Services		Self-Liquidating	1,435,307	Transfers to Foreclosed Property	
RECREATION and CONSERVATION		Other	767,556	Balance December 31, 1991	11,268.39
Beaches and Boardwalks		Total	4,052,459	PROPERTY ACQUIRED BY DEED OR FORECLOSURE	
Parks, Playgrounds, Shade Trees	21,100.00	ISSUED AND OUTSTANDING		Balance January 1, 1991	70,700.00
Land Reclamation & Conservation	223.00	School	1,849,596.96	Transfers From Taxes or Liens	
Other Recreational Services	2,000.00	Self-Liquidating	1,246,327.26	Sale for Cash (1991)	
EDUCATION (excluding schools)		Other	668,600.00	Cancelled, Abated or Adjusted (1991)	
Libraries		Total	3,764,524.22	Balance December 31, 1991	70,700.00
Other Educational Services	350.00	EQUALIZED VALUATION BASIS		CURRENT FINANCES DECEMBER 31, 1991	
STATUTORY EXPENDITURES		FOR NET DEBT COMPUTATION	118,413,841	ASSETS	
Pensions & F. I. C. A.	63,076.00	REAL PROPERTY VALUATIONS		Cash Dec. 31, 1991	601,236.11
Employee Fringe Benefits	77,000.00	Code Class # of Parcels % VALN		Taxes Receivable	274,682.45
Other Statutory Expenditures	1.00	1 Vacant Land 89 5.51	7,695,600.00	Tax Title Liens	11,268.39
CETA And Other Public Employment Programs		2 Residential 782 81.96	114,562,740.00	Foreclosed Property	70,700.00
MUNICIPAL FUNCTIONS TOTAL	1,585,675.59	3 Farm 7 .82	1,150,250.00	Emergencies & Other Deferred Charges	38,800.00
CAPITAL IMPROVEMENTS *ME 10*	10,000.00	4a Commercial 29 7.71	10,775,300.00	State and Federal Aid Receivable	9,188.08
DEBT SERVICE		4b Industrial 3 2.19	3,065,025.00	Other Receivables	75,995.03
Principal Payments	94,500.00	4c Apartments 11 1.82	2,537,716.00	Total	1,081,870.06
Interest Payments	42,673.68	Total 921	139,786,631.00	LIABILITIES, RESERVES, AND SURPLUS	
DEFERRED CHARGES	57,541.92	Land Area 2.20 Sq. Miles		Cash Liabilities	442,692.87
SCHOOL, COUNTY, SPECIAL DISTRICT TAXES	2,117,941.67	Net Valuation Taxable-Municipal	139,987,925	Reserves for Receivables	432,645.87
RESERVE FOR UNCOLLECTED TAXES	218,321.00	Net Valuation Taxable-County	125,069,367	Surplus Dec. 31, 1991	206,531.32
EXPENDITURES TOTAL	4,116,653.86	State Equalized Valuation	121,554,390	Total	1,081,870.06
		State Equalization Ratio	115.19		

1209
Population 1980 51,515
Population 1990 56,475
S & P Rating
Moody Rating AAA

General Tax Rate Per \$100. 2.53
State Equalized Tax Rate 2.65

OLD BRIDGE TOWNSHIP - MIDDLESEX CO.
Form of Government
Mayor-Council Plan F (OMCL 50)
Number of Members - 9

PER CAPITA:
Gross Debt 946.40
Net Debt 864.86
Debt Service 54.52
Total Tax Levy 1,329.20
Municipal Expenditures 516.69
PER CENT:
Gross Debt 1.93
Net Debt 1.76
Tax Levy Collected 88.49
Tax Levy Cancelled, Abated or Adjusted 3.22

EXPENDITURES		REVENUES-REALIZED		1991 PROPERTY TAX	
GENERAL GOVERNMENT				STATE EQUALIZED TAX RATE	
Governing Body & Public Boards	326,527.00	1991 Property Taxes Collected		Local District School Taxes	1.58 44,112,104.50
Municipal Clerk		1991 Payments in Lieu of Taxes		Regional & Consolidated School Tax	
Financial Administration	751,255.00	Delinquent Tax & Lien Collections		School Taxes in Municipal Budget	
Assessment of Taxes	400,647.00	Business Personality Replacement Taxes		County Taxes	.41 11,343,022.92
Collection of Taxes	1,000.00	Taxes from Public Utilities		County Library Taxes	
Planning, Housing & Development		Other Miscellaneous Tax Revenues		Local Municipal Purpose Taxes	.65 18,117,577.82
Human Resources	674,192.00	State Aid Revenues		Veteran & Senior Citizen Taxes	394,200.00
Elections	27,500.00	Federal Aid Revenues		Total Taxes for Rate Computation	2.64 73,966,905.24
General Administration (other)	2,483,542.00	State and Local Fiscal Assistance Act Utilized		Special District Taxes	1,494,002.54
JUDICIARY		Sale of Acquired Property		Bank Corp. Taxes	
Municipal Courts	252,740.00	Other Miscellaneous Revenues		Added and Omitted Taxes	
PUBLIC SAFETY		Total		Total Taxes Levied - ABSTRACT	75,066,707.78
Fire Protection		Prior Years Surplus Appropriated		Total Taxes Billed	39,251,182.75
Police Protection	6,823,814.30	REVENUES TOTAL		1991 TAXES COLLECTED	34,732,951.78
Civil Defense & Disaster Control	3,500.00	Reserve For Uncollected Taxes		1991 Taxes Cancelled, Abated or Adjusted	1,263,482.39
Environmental Inspection & Control	573,592.00	CAPITAL OUTLAY TOTAL		Transfer to Tax Title Liens or Foreclosed	199,294.07
Other Public Safety				Balance Outstanding Dec. 31, 1991	3,055,454.51
PUBLIC WORKS				PRIOR YEARS TAXES OUTSTANDING	
Streets and Drainage	1,299,835.00	Public Enterprises		Balance January 1, 1991	2,979,519.10
Sewers and Sewage Processing	612,335.00	Recreation-Culture		Collected in 1991	1,482,724.04
Garbage and Trash Disposal		Public Works		Cancelled, Abated or Adjusted 1991	1,263,482.39
Public Buildings and Grounds	255,850.00	Buildings and Grounds		Transfers to Tax Title Liens or Foreclosed	
Other Public Works	155,000.00	Library and Education		Balance December 31, 1991	233,312.67
HEALTH and WELFARE		Conservation		TAX TITLE LIENS OUTSTANDING	
Health Services Except Environmental	382,308.00	All Other		Balance January 1, 1991	1,529,892.15
Welfare-Public Assistance	60,767.00	CAPITAL DEBT AUTHORIZED, DECEMBER 31, 1991		Transfer From Taxes	199,294.07
Hospital, Clinics, First Aid		ISSUED AND UNISSUED GROSS DEBT NET DEBT		Redeemed in 1991	170,374.88
Animal, Insect, & Rodent Control		School 4,595,000		Cancelled, Abated or Adjusted (1991)	
Other Welfare Services		Self-Liquidating		Transfers to Foreclosed Property	
RECREATION and CONSERVATION		Other 48,853,011 48,843,011		Balance December 31, 1991	1,558,811.34
Beaches and Boardwalks		Total 53,448,011 48,843,011		PROPERTY ACQUIRED BY DEED OR FORECLOSURE	
Parks, Playgrounds, Shade Trees	75,000.00	ISSUED AND OUTSTANDING		Balance January 1, 1991	3,476,300.00
Land Reclamation & Conservation	21,399.00	School 4,595,000.00		Transfers From Taxes or Liens	
Other Recreational Services	653,917.00	Self-Liquidating		Sale for Cash (1991)	
EDUCATION (excluding schools)		Other 26,174,584.13		Cancelled, Abated or Adjusted (1991)	
Libraries	1,049,618.00	Total 30,769,584.13		Balance December 31, 1991	3,476,300.00
Other Educational Services		EQUALIZED VALUATION BASIS		CURRENT FINANCES DECEMBER 31, 1991	
STATUTORY EXPENDITURES		FOR NET DEBT COMPUTATION		ASSETS	
Pensions & F. L. C. A.	1,030,382.00	REAL PROPERTY VALUATIONS		Cash Dec. 31, 1991	9,127,438.13
Employee Fringe Benefits	4,674,055.00	Code Class # of Parcels % VAL'N ASSESSED VALUATION		Taxes Receivable	3,288,767.18
Other Statutory Expenditures	1,000.00	1 Vacant Land 1896 8.43 244,300,000.00		Tax Title Liens	1,558,811.34
CETA And Other Public Employment Programs		2 Residential 14539 72.83 2,111,236,500.00		Foreclosed Property	3,476,300.00
MUNICIPAL FUNCTIONS TOTAL	22,589,775.30	3 Farm 178 .67 19,285,000.00		Emergencies & Other Deferred Charges	3,426,339.75
CAPITAL IMPROVEMENTS * MEMO	250,000.00	4a Commercial 424 8.15 236,334,800.00		State and Federal Aid Receivable	242,228.38
DEBT SERVICE		4b Industrial 57 2.21 64,187,800.00		Other Receivables	119,997.42
Principal Payments	1,218,582.00	4c Apartments 17 7.71 223,638,900.00		Total	21,239,882.20
Interest Payments	1,860,708.00	Total 17111 2,893,983,000.00		LIABILITIES, RESERVES, AND SURPLUS	
DEFERRED CHARGES	30,487.70	Land Area 38.31 Sq. Miles		Cash Liabilities	7,722,601.35
SCHOOL, COUNTY, SPECIAL DISTRICT TAXES	56,949,129.96	Net Valuation Taxable-Municipal		Reserves for Receivables	8,443,875.94
RESERVE FOR UNCOLLECTED TAXES	3,480,551.97	Net Valuation Taxable-County		Surplus Dec. 31, 1991	5,073,404.91
EXPENDITURES TOTAL	86,129,234.93	State Equalized Valuation		Total	21,239,882.20
		State Equalization Ratio			
		104.58			

0243
Population 1980 4,168
Population 1990 4,254
S & P Rating
Moody Rating A1

General Tax Rate Per \$100.
2.54
State Equalized Tax Rate
1.49

OLD TAPPAN BOROUGH - BERGEN COUNTY
Form of Government
Borough Council
Number of Members - 6

PER CAPITA:
Gross Debt 1,181.95
Net Debt 507.48
Debt Service 425.19
Total Tax Levy 2,036.62
Municipal Expenditures 1,128.56
PER CENT:
Gross Debt .86
Net Debt .37
Tax Levy Collected 97.48
Tax Levy Cancelled, Abated or Adjusted .07

EXPENDITURES		REVENUES-REALIZED		1991 PROPERTY TAX	
GENERAL GOVERNMENT				STATE EQUALIZED TAX RATE	
Governing Body & Public Boards		1991 Property Taxes Collected	8,457,504.00	Local District School Taxes	3,912,904.00
Municipal Clerk		1991 Payments in Lieu of Taxes		Regional & Consolidated School Tax	2,317,264.53
Financial Administration	59,975.00	Delinquent Tax & Lien Collections	280,115.00	School Taxes in Municipal Budget	
Assessment of Taxes	19,800.00	Business Personalty Replacement Taxes	38,691.00	County Taxes	1,460,731.10
Collection of Taxes		Taxes from Public Utilities	1,054,006.00	County Library Taxes	
Planning, Housing & Development	27,535.00	Other Miscellaneous Tax Revenues		Local Municipal Purpose Taxes	910,621.00
Human Resources	66,882.00	State Aid Revenues	168,084.00	Veteran & Senior Citizen Taxes	19,400.00
Elections		Federal Aid Revenues		Total Taxes for Rate Computation	8,620,920.63
General Administration (other)	277,601.00	State and Local Fiscal Assistance Act Utilized		Special District Taxes	
JUDICIARY		Sale of Acquired Property		Bank Corp. Taxes	
Municipal Courts	24,153.00	Other Miscellaneous Revenues	2,350,119.00	Added and Omitted Taxes	62,255.00
PUBLIC SAFETY		Total	12,348,519.00	Total Taxes Levied - ABSTRACT	8,663,775.63
Fire Protection	106,057.00	Prior Years Surplus Appropriated	320,000.00	Total Taxes Billed	8,676,328.00
Police Protection	738,021.00	REVENUES TOTAL	12,668,519.00	1991 TAXES COLLECTED	8,457,504.00
Civil Defense & Disaster Control		Reserve For Uncollected Taxes	393,417.00	1991 Taxes Cancelled, Abated or Adjusted	6,330.00
Environmental Inspection & Control	32,773.00			Transfer to Tax Title Liens or Foreclosed	64.00
Other Public Safety		CAPITAL OUTLAY TOTAL		Balance Outstanding Dec. 31, 1991	212,430.00
PUBLIC WORKS				PRIOR YEARS TAXES OUTSTANDING	
Streets and Drainage	308,065.00	Public Enterprises		Balance January 1, 1991	280,683.00
Sewers and Sewage Processing	41,217.00	Recreation-Culture		Collected in 1991	277,955.00
Garbage and Trash Disposal		Public Works	200.00	Cancelled, Abated or Adjusted 1991	
Public Buildings and Grounds	60,850.00	Buildings and Grounds	462,539.00	Transfers to Tax Title Liens or Foreclosed	13.00
Other Public Works		Library and Education		Balance December 31, 1991	2,715.00
HEALTH and WELFARE		Conservation		TAX TITLE LIENS OUTSTANDING	
Health Services Except Environmental	17,147.00	All Other		Balance January 1, 1991	3,175.00
Welfare-Public Assistance	3,860.00			Transfer From Taxes	93.00
Hospital, Clinics, First Aid		CAPITAL DEBT AUTHORIZED, DECEMBER 31, 1991		Redeemed in 1991	2,160.00
Animal, Insect, & Rodent Control		ISSUED AND UNISSUED		Cancelled, Abated or Adjusted (1991)	
Other Welfare Services		School	2,820,000	Transfers to Foreclosed Property	
RECREATION and CONSERVATION		Self-Liquidating		Balance December 31, 1991	1,108.00
Beaches and Boardwalks		Other	2,207,999	PROPERTY ACQUIRED BY DEED OR FORECLOSURE	
Parks, Playgrounds, Shade Trees	36,830.00	Total	5,027,999	Balance January 1, 1991	397,900.00
Land Reclamation & Conservation	51,450.00			Transfers From Taxes or Liens	
Other Recreational Services	228,082.00	ISSUED AND OUTSTANDING		Sale for Cash (1991)	
EDUCATION (excluding schools)		School	2,820,000.00	Cancelled, Abated or Adjusted (1991)	
Libraries	83,952.00	Self-Liquidating		Balance December 31, 1991	397,900.00
Other Educational Services		Other	1,980,000.00	CURRENT FINANCES DECEMBER 31, 1991	
Other Educational Services		Total	4,800,000.00	ASSETS	
STATUTORY EXPENDITURES		EQUALIZED VALUATION BASIS		Cash Dec. 31, 1991	2,336,653.00
Pensions & F. I. C. A.	211,505.00	FOR NET DEBT COMPUTATION	582,039,215	Taxes Receivable	215,145.00
Employee Fringe Benefits	170,600.00	REAL PROPERTY VALUATIONS		Tax Title Liens	1,108.00
Other Statutory Expenditures		Code Class # of Parcels % VAL'N		Foreclosed Property	397,900.00
CETA And Other Public Employment Programs		1 Vacant Land 159 4.86	16,446,200.00	Emergencies & Other Deferred Charges	15,077.00
MUNICIPAL FUNCTIONS TOTAL	2,566,405.00	2 Residential 1313 82.55	279,436,600.00	State and Federal Aid Receivable	12,530.00
CAPITAL IMPROVEMENTS *MEMO*		3 Farm 11 .25	855,900.00	Other Receivables	33,562.00
DEBT SERVICE		4a Commercial 52 8.53	28,882,000.00	Total	3,011,975.00
Principal Payments	1,585,000.00	4b Industrial 1 3.30	12,875,000.00	LIABILITIES, RESERVES, AND SURPLUS	
Interest Payments	223,751.00	4c Apartments		Cash Liabilities	1,170,441.00
DEFERRED CHARGES	32,303.00	Total 1536	338,495,700.00	Reserves for Receivables	647,715.00
SCHOOL, COUNTY, SPECIAL DISTRICT TAXES	7,690,899.63	Land Area 3.10 Sq. Miles		Surplus Dec. 31, 1991	1,193,819.00
RESERVE FOR UNCOLLECTED TAXES	393,417.00	Net Valuation Taxable-Municipal	339,136,717	Total	3,011,975.00
EXPENDITURES TOTAL	12,491,775.63	Net Valuation Taxable-County	616,505,228		
		State Equalized Valuation	576,411,896		
		State Equalization Ratio	58.79		

1706

Population 1980 1,847
 Population 1990 1,683
 S & P Rating
 Moody Rating BAA1

General Tax Rate Per \$100.

2.17

State Equalized Tax Rate

2.04

OLDMANS TOWNSHIP - SALEM COUNTY

Form of Government

Township Committee

Number of Members - 3

PER CAPITA:

Gross Debt 238.04
 Net Debt 111.48
 Debt Service 22.08
 Total Tax Levy 1,281.59
 Municipal Expenditures 494.97

PER CENT:

Gross Debt .46
 Net Debt .21
 Tax Levy Collected 86.60
 Tax Levy Cancelled, Abated or Adjusted 2.78

EXPENDITURES		REVENUES-REALIZED		1991 PROPERTY TAX	
GENERAL GOVERNMENT				STATE EQUALIZED TAX RATE 1.12	
Governing Body & Public Boards	4,750.00	1991 Property Taxes Collected	1,872,426.00	Local District School Taxes	1,041,500.00
Municipal Clerk	7,375.00	1991 Payments in Lieu of Taxes		Regional & Consolidated School Tax	
Financial Administration	31,127.00	Delinquent Tax & Lien Collections	180,474.00	School Taxes in Municipal Budget	
Assessment of Taxes	19,100.00	Business Personality Replacement Taxes	42,074.00	County Taxes	.81 748,564.04
Collection of Taxes	9,500.00	Taxes from Public Utilities	153,210.00	County Library Taxes	
Planning, Housing & Development	12,300.00	Other Miscellaneous Tax Revenues		Local Municipal Purpose Taxes	.10 97,252.00
Human Resources	20,553.00	State Aid Revenues	81,834.00	Veteran & Senior Citizen Taxes	13,500.00
Elections		Federal Aid Revenues		Total Taxes for Rate Computation	2.03 1,900,816.04
General Administration (other)	92,303.00	State and Local Fiscal Assistance Act Utilized		Special District Taxes	
JUDICIARY		Sole of Acquired Property		Bank Corp. Taxes	
Municipal Courts	28,625.00	Other Miscellaneous Revenues	187,711.00	Added and Omitted Taxes	269,603.00
PUBLIC SAFETY		Total	2,527,729.00	Total Taxes Levied - ABSTRACT	2,156,919.04
Fire Protection	58,353.00	Prior Years Surplus Appropriated	302,500.00	Total Taxes Billed	2,162,134.00
Police Protection	13,750.00	REVENUES TOTAL	2,830,229.00	1991 TAXES COLLECTED	1,872,426.00
Civil Defense & Disaster Control	2,200.00	Reserve For Uncollected Taxes	211,172.00	1991 Taxes Cancelled, Abated or Adjusted	60,166.00
Environmental Inspection & Control	31,311.00			Transfer to Tax Title Liens or Foreclosed	11,154.00
Other Public Safety				Balance Outstanding Dec. 31, 1991	218,388.00
PUBLIC WORKS		CAPITAL OUTLAY TOTAL	25,452.00	PRIOR YEARS TAXES OUTSTANDING	
Streets and Drainage	46,000.00	Public Enterprises		Balance January 1, 1991	197,452.00
Sewers and Sewage Processing	17,295.00	Recreation—Culture		Collected in 1991	179,649.00
Gorbage and Trash Disposal	107,279.00	Public Works	11,794.00	Cancelled, Abated or Adjusted 1991	354.00
Public Buildings and Grounds	12,000.00	Buildings and Grounds	13,658.00	Transfers to Tax Title Liens or Foreclosed	2,396.00
Other Public Works		Library and Education		Balance December 31, 1991	15,053.00
HEALTH and WELFARE		Conservation		TAX TITLE LIENS OUTSTANDING	
Health Services Except Environmental	2,950.00	All Other		Balance January 1, 1991	227,624.00
Welfare—Public Assistance	1,625.00			Transfer From Taxes	13,991.00
Hospital, Clinics, First Aid	500.00	CAPITAL DEBT AUTHORIZED, DECEMBER 31, 1991		Redeemed in 1991	825.00
Animal, Insect, & Rodent Control	6,600.00	ISSUED AND UNISSUED		Cancelled, Abated or Adjusted (1991)	
Other Welfare Services		School	213,000.00	Transfers to Foreclosed Property	
RECREATION and CONSERVATION		Self-Liquidating	19,020.00	Balance December 31, 1991	240,790.00
Beaches and Boardwalks		Other	168,593.00	PROPERTY ACQUIRED BY DEED OR	
Parks, Playgrounds, Shade Trees	2,000.00	Total	400,613.00	FORECLOSURE	
Land Reclamation & Conservation	244.00	ISSUED AND OUTSTANDING		Balance January 1, 1991	100.00
Other Recreational Services	10,215.00	School	213,000.00	Transfers From Taxes or Liens	
EDUCATION (excluding schools)		Self-Liquidating	19,020.00	Sale for Cash (1991)	
Libraries	500.00	Other	40,343.00	Cancelled, Abated or Adjusted (1991)	
Other Educational Services		Total	272,363.00	Balance December 31, 1991	100.00
STATUTORY EXPENDITURES		EQUALIZED VALUATION BASIS		CURRENT FINANCES DECEMBER 31, 1991	
Pensions & F. L. C. A.	16,500.00	FOR NET DEBT COMPUTATION	87,986,045	ASSETS	
Employee Fringe Benefits		REAL PROPERTY VALUATIONS		Cash Dec. 31, 1991	1,040,327.00
Other Statutory Expenditures	1,000.00	Code Class # of Parcels % VAL'N		Taxes Receivable	233,441.00
CETA And Other Public Employment Programs		1 Vacant Land 272 5.32	4,602,100.00	Tax Title Liens	240,790.00
MUNICIPAL FUNCTIONS TOTAL	556,455.00	2 Residential 536 51.56	44,618,000.00	Foreclosed Property	100.00
CAPITAL IMPROVEMENTS * MEMO *	37,500.00	3 Farm 336 12.33	10,663,600.00	Emergencies & Other Deferred Charges	106,800.00
DEBT SERVICE		4a Commercial 48 24.02	20,780,200.00	State and Federal Aid Receivable	2,212.00
Principal Payments	23,800.00	4b Industrial 9 6.78	5,864,900.00	Other Receivables	17,016.00
Interest Payments	13,353.00	4c Apartments		Total	1,640,686.00
DEFERRED CHARGES	23,249.00	Total 1201	86,528,800.00	LIABILITIES, RESERVES, AND SURPLUS	
SCHOOL, COUNTY, SPECIAL DISTRICT TAXES	1,790,054.04	Land Area 19.40 Sq. Miles		Cash Liabilities	390,829.00
RESERVE FOR UNCOLLECTED TAXES	211,172.00	Net Valuation Taxable-Municipal	87,213,415	Reserves for Receivables	491,347.00
EXPENDITURES TOTAL	2,623,093.04	Net Valuation Taxable-County	99,895,929	Surplus Dec. 31, 1991	758,510.00
		State Equalized Valuation	92,736,530	Total	1,640,686.00
		State Equalization Ratio	94.00		

0244
Population 1980 8,658
Population 1990 8,024
S & P Rating
Moody Rating

General Tax Rate Per \$100.
2.41
State Equalized Tax Rate
1.78

ORADELL BOROUGH - BERGEN COUNTY
Form of Government
Borough Council
Number of Members - 6

PER CAPITA:
Gross Debt 799.98
Net Debt 465.75
Debt Service 61.50
Total Tax Levy 1,959.65
Municipal Expenditures 903.87
PER CENT:
Gross Debt .70
Net Debt .41
Tax Levy Collected 97.20
Tax Levy Cancelled, Abated or Adjusted .11

EXPENDITURES		REVENUES-REALIZED		1991 PROPERTY TAX	
GENERAL GOVERNMENT				STATE EQUALIZED TAX RATE	
Governing Body & Public Boards		1991 Property Taxes Collected	15,299,498.31	Local District School Taxes .51	4,473,039.00
Municipal Clerk		1991 Payments in Lieu of Taxes	56,496.00	Regional & Consolidated School Tax .63	5,514,664.21
Financial Administration	24,675.00	Delinquent Tax & Lien Collections	347,748.73	School Taxes in Municipal Budget	
Assessment of Taxes	35,966.00	Business Personalty Replacement Taxes	64,817.24	County Taxes .26	2,258,217.91
Collection of Taxes		Taxes from Public Utilities	983,050.00	County Library Taxes	
Planning, Housing & Development	12,850.00	Other Miscellaneous Tax Revenues		Local Municipal Purpose Taxes .39	3,432,220.00
Human Resources	75,065.46	State Aid Revenues	378,180.16	Veteran & Senior Citizen Taxes	54,300.00
Elections	2,500.00	Federal Aid Revenues		Total Taxes for Rate Computation 1.79	15,732,441.12
General Administration (other)	510,553.00	State and Local Fiscal Assistance Act Utilized		Special District Taxes	
JUDICIARY		Sale of Acquired Property		Bank Corp. Taxes	
Municipal Courts	60,676.00	Other Miscellaneous Revenues	704,620.38	Added and Omitted Taxes	46,051.54
PUBLIC SAFETY		Total	17,834,410.82	Total Taxes Levied - ABSTRACT	15,724,192.66
Fire Protection	151,572.60	Prior Years Surplus Appropriated	1,511,165.00	Total Taxes Billed	15,740,230.62
Police Protection	1,410,660.64	REVENUES TOTAL	19,345,575.82	1991 TAXES COLLECTED	15,299,498.31
Civil Defense & Disaster Control	2,500.00	Reserve For Uncollected Taxes	425,874.00	1991 Taxes Cancelled, Abated or Adjusted	16,610.64
Environmental Inspection & Control	101,262.00	CAPITAL OUTLAY TOTAL	1,261,720.86	Transfer to Tax Title Liens or Foreclosed	
Other Public Safety				Balance Outstanding Dec. 31, 1991	424,121.67
PUBLIC WORKS				PRIOR YEARS TAXES OUTSTANDING	
Streets and Drainage	302,034.00	Public Enterprises		Balance January 1, 1991	372,889.74
Sewers and Sewage Processing	739,727.47	Recreation-Culture	13,038.87	Collected in 1991	347,748.73
Garbage and Trash Disposal	1,050,000.00	Public Works	626,821.32	Cancelled, Abated or Adjusted 1991	4,339.91
Public Buildings and Grounds	239,918.00	Buildings and Grounds	619,491.81	Transfers to Tax Title Liens or Foreclosed	
Other Public Works	33,000.00	Library and Education		Balance December 31, 1991	20,801.10
HEALTH and WELFARE		Conservation		TAX TITLE LIENS OUTSTANDING	
Health Services Except Environmental	50,300.00	All Other	3,368.86	Balance January 1, 1991	
Welfare-Public Assistance	15,000.00	CAPITAL DEBT AUTHORIZED, DECEMBER 31, 1991		Transfer From Taxes	
Hospital, Clinics, First Aid		ISSUED AND UNISSUED		Redeemed in 1991	
Animal, Insect, & Rodent Control	5,000.00	School	2,681,185	Cancelled, Abated or Adjusted (1991)	
Other Welfare Services		Self-Liquidating		Transfers to Foreclosed Property	
RECREATION and CONSERVATION		Other	3,737,875	Balance December 31, 1991	
Beaches and Boardwalks		Total	6,419,060	PROPERTY ACQUIRED BY DEED OR FORECLOSURE	
Parks, Playgrounds, Shade Trees	202,256.00			Balance January 1, 1991	30,023.00
Land Reclamation & Conservation	66,153.52	ISSUED AND OUTSTANDING		Transfers From Taxes or Liens	
Other Recreational Services	86,327.00	School	2,676,377.36	Sale for Cash (1991)	
EDUCATION (excluding schools)		Self-Liquidating		Cancelled, Abated or Adjusted (1991)	
Libraries	313,421.00	Other	3,665,625.00	Balance December 31, 1991	30,023.00
Other Educational Services		Total	6,342,002.36	CURRENT FINANCES DECEMBER 31, 1991	
STATUTORY EXPENDITURES		EQUALIZED VALUATION BASIS		ASSETS	
Pensions & F. I. C. A.	363,692.00	FOR NET DEBT COMPUTATION	914,171.405	Cash Dec. 31, 1991	4,573,531.98
Employee Fringe Benefits	445,603.00	REAL PROPERTY VALUATIONS		Taxes Receivable	444,922.77
Other Statutory Expenditures		Code Class # of Parcels % VAL'N		Tax Title Liens	
CETA And Other Public Employment Programs		1 Vacant Land 29 .37	2,431,000.00	Foreclosed Property	30,023.00
MUNICIPAL FUNCTIONS TOTAL	6,300,712.69	2 Residential 2631 86.52	561,802,400.00	Emergencies & Other Deferred Charges	51,375.00
CAPITAL IMPROVEMENTS *MEMO*	50,000.00	3 Farm		State and Federal Aid Receivable	29,163.91
DEBT SERVICE		4a Commercial 91 12.60	81,791,140.00	Other Receivables	2,094.05
Principal Payments	300,000.00	4b Industrial 1 .04	291,300.00	Total	5,131,110.71
Interest Payments	193,513.31	4c Apartments 5 .47	3,030,300.00	LIABILITIES, RESERVES, AND SURPLUS	
		Total 2757	649,346,140.00	Cash Liabilities	2,803,056.06
DEFERRED CHARGES	32,546.95	Land Area 2.55 Sq. Miles		Reserves for Receivables	477,039.82
SCHOOL, COUNTY, SPECIAL DISTRICT TAXES	12,245,921.12	Net Valuation Taxable-Municipal	650,898,707	Surplus Dec. 31, 1991	1,851,014.83
RESERVE FOR UNCOLLECTED TAXES	425,874.00	Net Valuation Taxable-County	953,482,637	Total	5,131,110.71
EXPENDITURES TOTAL	19,493,568.07	State Equalized Valuation	880,710,623		
		State Equalization Ratio	73.86		

0717

Population 1980 31,136
 Population 1990 29,925
 S & P Rating
 Moody Rating AAA

General Tax Rate Per \$100.

19.37

State Equalized Tax Rate

3.38

ORANGE CITY TWP. - ESSEX COUNTY
 Form of Government
 Mayor-Council Plan D (OMCL 50)
 Number of Members - 7

PER CAPITA:

Gross Debt 735.78
 Net Debt 531.65
 Debt Service 55.72
 Total Tax Levy 779.13
 Municipal Expenditures 912.31

PER CENT:

Gross Debt 3.43
 Net Debt 2.48
 Tax Levy Collected 85.08
 Tax Levy Cancelled, Abated or Adjusted 4.03

EXPENDITURES		REVENUES-REALIZED		1991 PROPERTY TAX	
GENERAL GOVERNMENT				STATE EQUALIZED TAX RATE $\frac{1}{100} = 1.25$	
Governing Body & Public Boards	351,100.00	1991 Property Taxes Collected	9,686,491.47	Local District School Taxes	8,643,948.00
Municipal Clerk	190,500.00	1991 Payments in Lieu of Taxes	478,329.17	Regional & Consolidated School Tax	
Financial Administration	874,045.00	Delinquent Tax & Lien Collections	1,900,000.00	School Taxes in Municipal Budget	140,971.80
Assessment of Taxes	198,000.00	Business Personalty Replacement Taxes	799,988.00	County Taxes	4,009,209.54
Collection of Taxes		Taxes from Public Utilities	1,854,717.00	County Library Taxes	
Planning, Housing & Development	257,550.00	Other Miscellaneous Tax Revenues		Local Municipal Purpose Taxes	10,521,355.09
Human Resources	1,607,533.35	State Aid Revenues	8,215,203.27	Veteran & Senior Citizen Taxes	91,150.00
Elections		Federal Aid Revenues		Total Taxes for Rate Computation	23,406,634.43
General Administration (other)	2,169,036.00	State and Local Fiscal Assistance Act Utilized		Special District Taxes	
JUDICIARY		Sale of Acquired Property		Bank Corp. Taxes	
Municipal Courts	430,300.00	Other Miscellaneous Revenues	5,207,026.18	Added and Omitted Taxes	
PUBLIC SAFETY		Total	28,141,754.09	Total Taxes Levied - ABSTRACT	23,315,484.43
Fire Protection	3,822,860.00	Prior Years Surplus Appropriated	1,320,000.00	Total Taxes Billed	11,385,160.12
Police Protection	3,902,725.00	REVENUES TOTAL	29,461,754.09	1991 TAXES COLLECTED	9,686,491.47
Civil Defense & Disaster Control	5,600.00	Reserve For Uncollected Taxes	1,883,992.58	1991 Taxes Cancelled, Abated or Adjusted	458,855.28
Environmental Inspection & Control	7,000.00			Transfer to Tax Title Liens or Foreclosed	229,307.05
Other Public Safety				Balance Outstanding Dec. 31, 1991	1,010,506.32
PUBLIC WORKS		CAPITAL OUTLAY TOTAL	12,751,695.22	PRIOR YEARS TAXES OUTSTANDING	
Streets and Drainage	513,105.00	Public Enterprises	223,889.84	Balance January 1, 1991	1,774,300.27
Sewers and Sewage Processing	1,168,500.00	Recreation-Culture		Collected in 1991	755,573.81
Garbage and Trash Disposal	1,543,355.27	Public Works	50,076.69	Cancelled, Abated or Adjusted 1991	
Public Buildings and Grounds	258,884.00	Buildings and Grounds	11,603,728.69	Transfers to Tax Title Liens or Foreclosed	
Other Public Works	228,225.00	Library and Education	874,000.00	Balance December 31, 1991	1,018,726.46
HEALTH and WELFARE		Conservation		TAX TITLE LIENS OUTSTANDING	
Health Services Except Environmental	709,221.26	All Other		Balance January 1, 1991	1,310,753.02
Welfare-Public Assistance	208,740.00			Transfer From Taxes	229,307.05
Hospital, Clinics, First Aid	13,100.00	CAPITAL DEBT AUTHORIZED, DECEMBER 31, 1991		Redeemed in 1991	218,988.04
Animal, Insect, & Rodent Control	9,550.00	ISSUED AND UNISSUED		Cancelled, Abated or Adjusted (1991)	
Other Welfare Services		School	1,699,850	Transfers to Foreclosed Property	
RECREATION and CONSERVATION		Self-Liquidating	4,408,901	Balance December 31, 1991	1,321,072.03
Beaches and Boardwalks		Other	15,909,593	PROPERTY ACQUIRED BY DEED OR FORECLOSURE	
Parks, Playgrounds, Shade Trees	524,900.00	Total	22,018,345	Balance January 1, 1991	1,358,900.00
Land Reclamation & Conservation	15,222.10	ISSUED AND OUTSTANDING		Transfers From Taxes or Liens	
Other Recreational Services	265,050.00	School	1,699,000.00	Sale for Cash (1991)	
EDUCATION (excluding schools)		Self-Liquidating	3,478,000.00	Cancelled, Abated or Adjusted (1991)	149,600.00
Libraries	290,000.00	Other	11,036,000.00	Balance December 31, 1991	1,209,300.00
Other Educational Services		Total	16,213,000.00	CURRENT FINANCES DECEMBER 31, 1991	
STATUTORY EXPENDITURES		EQUALIZED VALUATION BASIS FOR NET DEBT COMPUTATION	642,282,136	ASSETS	
Pensions & F. I. C. A.	1,670,000.00	REAL PROPERTY VALUATIONS		Cash Dec. 31, 1991	705,106.72
Employee Fringe Benefits	2,392,000.00	Code Class # of Parcels % VAL'N		Taxes Receivable	2,029,232.78
Other Statutory Expenditures	1,000.00	1 Vacant Land 425 1.60	1,918,900.00	Tax Title Liens	1,321,072.03
CETA And Other Public Employment Programs		2 Residential 4201 54.59	65,467,400.00	Foreclosed Property	1,209,300.00
MUNICIPAL FUNCTIONS TOTAL	23,632,151.98	3 Farm		Emergencies & Other Deferred Charges	99,093.72
CAPITAL IMPROVEMENTS *MEMO*	20,000.00	4a Commercial 440 18.43	22,098,600.00	State and Federal Aid Receivable	11,411,396.45
DEBT SERVICE		4b Industrial 57 3.95	4,618,300.00	Other Receivables	3,845,159.92
Principal Payments	973,000.00	4c Apartments 178 21.53	25,816,200.00	Total	20,620,361.62
Interest Payments	694,533.00	Total 5301	119,919,400.00	LIABILITIES, RESERVES, AND SURPLUS	
TYPE I SCHL DEBT *MEMO*	352,533.00	Land Area 2.20 Sq. Miles		Cash Liabilities	10,298,679.70
DEFERRED CHARGES	117,300.70	Net Valuation Taxable-Municipal	120,430,500	Reserves for Receivables	8,404,764.73
SCHOOL COUNTY, SPECIAL DISTRICT TAXES	12,794,129.34	Net Valuation Taxable-County	688,040,992	Surplus Dec. 31, 1991	1,916,917.19
RESERVE FOR UNCOLLECTED TAXES	1,883,992.58	State Equalized Valuation	688,349,609	Total	20,620,361.62
EXPENDITURES TOTAL	40,095,107.60	State Equalization Ratio	17.44		

2117

Population 1980 1,659
 Population 1990 1,790
 S & P Rating
 Moody Rating

General Tax Rate Per \$100.

State Equalized Tax Rate

1.97

2.26

OXFORD TOWNSHIP - WARREN COUNTY
 Form of Government
 Township Committee
 Number of Members - 3

PER CAPITA:

Gross Debt 1,135.01
 Net Debt 838.81
 Debt Service 2.17
 Total Tax Levy 1,196.45
 Municipal Expenditures 885.92

PER CENT:

Gross Debt 2.27
 Net Debt 1.68
 Tax Levy Collected 81.15
 Tax Levy Cancelled, Abated or Adjusted .52

EXPENDITURES		REVENUES-REAUZED		1991 PROPERTY TAX	
GENERAL GOVERNMENT				STATE EQUALIZED TAX RATE	
Governing Body & Public Boards	6,860.00	1991 Property Taxes Collected	1,741,755.51	Local District School Taxes	1.30 1,217,696.00
Municipal Clerk	16,200.00	1991 Payments in Lieu of Taxes	18,558.15	Regional & Consolidated School Tax	
Financial Administration	22,435.00	Delinquent Tax & Lien Collections	234,649.84	School Taxes in Municipal Budget	
Assessment of Taxes	16,750.00	Business Personalty Replacement Taxes	36,603.24	County Taxes	.59 557,504.90
Collection of Taxes	15,550.00	Taxes from Public Utilities	108,174.00	County Library Taxes	.05 44,272.56
Planning, Housing & Development	11,320.00	Other Miscellaneous Tax Revenues		Local Municipal Purpose Taxes	.32 296,839.27
Human Resources	54,468.00	State Aid Revenues	85,497.00	Veteran & Senior Citizen Taxes	
Elections	635.00	Federal Aid Revenues		Total Taxes for Rate Computation	2.26 2,140,862.73
General Administration (other)	141,742.00	State and Local Fiscal Assistance Act Utilized		Special District Taxes	
JUDICIARY		Sale of Acquired Property	8,470.00	Bank Corp. Taxes	
Municipal Courts	38,850.00	Other Miscellaneous Revenues	572,630.85	Added and Omitted Taxes	21,745.92
PUBLIC SAFETY		Total	2,806,398.59	Total Taxes Levied - ABSTRACT	2,138,058.65
Fire Protection	16,902.10	Prior Years Surplus Appropriated	232,257.50	Total Taxes Billed	2,146,446.97
Police Protection	260,332.00	REVENUES TOTAL	3,038,656.09	1991 TAXES COLLECTED	1,741,755.51
Civil Defense & Disaster Control	3,000.00	Reserve For Uncollected Taxes	510,759.25	1991 Taxes Cancelled, Abated or Adjusted	11,146.42
Environmental Inspection & Control		CAPITAL OUTLAY TOTAL	310,280.51	Transfer to Tax Title Liens or Foreclosed	249,805.85
Other Public Safety				Balance Outstanding Dec. 31, 1991	143,739.19
PUBLIC WORKS				PRIOR YEARS TAXES OUTSTANDING	
Streets and Drainage	60,000.00	Public Enterprises		Balance January 1, 1991	302,501.16
Sewers and Sewage Processing	3,000.00	Recreation-Culture		Collected in 1991	171,349.39
Garbage and Trash Disposal	52,900.00	Public Works	124,279.47	Cancelled, Abated or Adjusted 1991	
Public Buildings and Grounds	13,600.00	Buildings and Grounds	186,001.04	Transfers to Tax Title Liens or Foreclosed	130,042.85
Other Public Works	33,925.00	Library and Education		Balance December 31, 1991	1,108.92
HEALTH and WELFARE		Conservation		TAX TITLE LIENS OUTSTANDING	
Health Services Except Environmental	300.00	All Other		Balance January 1, 1991	352,579.03
Welfare-Public Assistance	6,690.00	CAPITAL DEBT AUTHORIZED, DECEMBER 31, 1991		Transfer From Taxes	400,128.62
Hospital, Clinics, First Aid		ISSUED AND UNISSUED GROSS DEBT NET DEBT		Redeemed in 1991	63,300.45
Animal, Insect, & Rodent Control	2,000.00	School 151,604		Cancelled, Abated or Adjusted (1991)	
Other Welfare Services		Self-Liquidating 1,281,947	903,343	Transfers to Foreclosed Property	
RECREATION and CONSERVATION		Other 598,125	598,125	Balance December 31, 1991	689,407.20
Beaches and Boardwalks		Total 2,031,676	1,501,468	PROPERTY ACQUIRED BY DEED OR FORECLOSURE	
Parks, Playgrounds, Shade Trees	35,200.00	ISSUED AND OUTSTANDING		Balance January 1, 1991	187,200.00
Land Reclamation & Conservation	9,100.00	School 151,604.00		Transfers From Taxes or Liens	
Other Recreational Services		Self-Liquidating 1,057,726.95		Sale for Cash (1991)	8,470.00
EDUCATION (excluding schools)		Other 176,000.00		Cancelled, Abated or Adjusted (1991)	46,430.00
Libraries	5,500.00	Total 1,385,330.95		Balance December 31, 1991	132,300.00
Other Educational Services		EQUALIZED VALUATION BASIS		CURRENT FINANCES DECEMBER 31, 1991	
STATUTORY EXPENDITURES		FOR NET DEBT COMPUTATION	89,397,966	ASSETS	
Pensions & F. L. C. A.	44,144.27	REAL PROPERTY VALUATIONS		Cash Dec. 31, 1991	928,783.51
Employee Fringe Benefits	66,084.00	Code Class # of Parcels % VAL'N ASSESSED VALUATION		Taxes Receivable	144,848.11
Other Statutory Expenditures	3,550.00	1 Vacant Land 476 15.24 16,359,800.00		Tax Title Liens	689,407.20
CETA And Other Public Employment Programs		2 Residential 604 69.35 74,462,650.00		Foreclosed Property	132,300.00
MUNICIPAL FUNCTIONS TOTAL	991,137.37	3 Farm 61 2.08 2,225,060.00		Emergencies & Other Deferred Charges	30,044.27
CAPITAL IMPROVEMENTS *MEMO*	10,000.00	4a Commercial 30 4.25 4,564,700.00		State and Federal Aid Receivable	4,522.24
DEBT SERVICE		4b Industrial 14 8.55 9,180,900.00		Other Receivables	232,294.16
Principal Payments	3,000.00	4c Apartments 3 .54 583,700.00		Total	2,162,199.49
Interest Payments	979.13	Total 1185 107,376,810.00		UABIUTIES, RESERVES, AND SURPLUS	
DEFERRED CHARGES	80,021.36	Land Area 5,70 Sq. Miles		Cash Liabilities	517,324.86
SCHOOL, COUNTY, SPECIAL DISTRICT TAXES	1,819,473.46	Net Valuation Taxable-Municipal	107,852,844	Reserves for Receivables	1,204,017.59
RESERVE FOR UNCOLLECTED TAXES	510,758.25	Net Valuation Taxable-County	93,533,523	Surplus Dec. 31, 1991	440,857.04
EXPENDITURES TOTAL	3,405,269.56	State Equalized Valuation	93,960,981	Total	2,162,199.49
		State Equalization Ratio	114.86		

2118
 Population 1980 26
 Population 1990 20
 S & P Rating
 Moody Rating

General Tax Rate Per \$100.
 6.58
 State Equalized Tax Rate
 5.78

PAHAQUARRY TOWNSHIP - WARREN CO.
 Form of Government
 Township Committee
 Number of Members - 3

PER CAPITA:
 Gross Debt
 Net Debt
 Debt Service
 Total Tax Levy 1,575.13
 Municipal Expenditures 3,940.28
 PER CENT:
 Gross Debt
 Net Debt
 Tax Levy Collected 100.00
 Tax Levy Cancelled, Abated or Adjusted

EXPENDITURES		REVENUES-REALIZED		1991 PROPERTY TAX	
GENERAL GOVERNMENT				STATE EQUALIZED TAX RATE	
Governing Body & Public Boards		1991 Property Taxes Collected	31,505.23	Local District School Taxes	
Municipal Clerk		1991 Payments in Lieu of Taxes		Regional & Consolidated School Tax	
Financial Administration	4,200.00	Delinquent Tax & Lien Collections		School Taxes in Municipal Budget	
Assessment of Taxes	450.00	Business Personalty Replacement Taxes	449.98	County Taxes	.60 3,244.56
Collection of Taxes	600.00	Taxes from Public Utilities	11,488.00	County Library Taxes	.05 257.44
Planning, Housing & Development		Other Miscellaneous Tax Revenues		Local Municipal Purpose Taxes	5.14 28,000.66
Human Resources		State Aid Revenues	1,455.00	Veteran & Senior Citizen Taxes	
Elections		Federal Aid Revenues		Total Taxes for Rate Computation	5.79 31,502.66
General Administration (other)	14,400.00	State and Local Fiscal Assistance Act Utilized		Special District Taxes	
JUDICIARY		Sale of Acquired Property		Bank Corp. Taxes	
Municipal Courts		Other Miscellaneous Revenues	12,423.22	Added and Omitted Taxes	
PUBLIC SAFETY		Total	57,321.33	Total Taxes Levied - ABSTRACT	31,502.66
Fire Protection	100.00	Prior Years Surplus Appropriated	55,000.00	Total Taxes Billed	31,505.23
Police Protection	100.00	REVENUES TOTAL	112,321.33	1991 TAXES COLLECTED	31,505.23
Civil Defense & Disaster Control		Reserve For Uncollected Taxes		1991 Taxes Cancelled, Abated or Adjusted	
Environmental Inspection & Control				Transfer to Tax Title Liens or Foreclosed	
Other Public Safety				Balance Outstanding Dec. 31, 1991	
PUBLIC WORKS		CAPITAL OUTLAY TOTAL		PRIOR YEARS TAXES OUTSTANDING	
Streets and Drainage	56,918.00	Public Enterprises		Balance January 1, 1991	613.32
Sewers and Sewage Processing		Recreation—Culture		Collected in 1991	
Garbage and Trash Disposal		Public Works		Cancelled, Abated or Adjusted 1991	
Public Buildings and Grounds		Buildings and Grounds		Transfers to Tax Title Liens or Foreclosed	
Other Public Works		Library and Education		Balance December 31, 1991	613.32
HEALTH and WELFARE		Conservation		TAX TITLE LIENS OUTSTANDING	
Health Services Except Environmental		All Other		Balance January 1, 1991	
Welfare-Public Assistance				Transfer From Taxes	
Hospital, Clinics, First Aid	100.00	CAPITAL DEBT AUTHORIZED, DECEMBER 31, 1991		Redeemed in 1991	
Animal, Insect, & Rodent Control		ISSUED AND UNISSUED GROSS DEBT NET DEBT		Cancelled, Abated or Adjusted (1991)	
Other Welfare Services		School		Transfers to Foreclosed Property	
RECREATION and CONSERVATION		Self-Liquidating		Balance December 31, 1991	
Beaches and Boardwalks		Other		PROPERTY ACQUIRED BY DEED OR	
Parks, Playgrounds, Shade Trees		Total		FORECLOSURE	
Land Reclamation & Conservation		ISSUED AND OUTSTANDING		Balance January 1, 1991	
Other Recreational Services		School		Transfers From Taxes or Liens	
EDUCATION (excluding schools)		Self-Liquidating		Sale for Cash (1991)	
Libraries		Other		Cancelled, Abated or Adjusted (1991)	
Other Educational Services		Total		Balance December 31, 1991	
STATUTORY EXPENDITURES		EQUALIZED VALUATION BASIS		CURRENT FINANCES DECEMBER 31, 1991	
Pensions & F. I. C. A.	1,341.80	FOR NET DEBT COMPUTATION	454,390	ASSETS	
Employee Fringe Benefits		REAL PROPERTY VALUATIONS		Cash Dec. 31, 1991	169,818.74
Other Statutory Expenditures	41.14	Code Class # of Parcels % VAL'N ASSESSED VALUATION		Taxes Receivable	613.32
CETA And Other Public Employment Programs		1 Vacant Land 2	399,000.00	Tox Title Liens	
MUNICIPAL FUNCTIONS TOTAL	73,250.94	2 Residential		Foreclosed Property	
CAPITAL IMPROVEMENTS *MEMO*	20,000.00	3 Farm		Emergencies & Other Deferred Charges	
DEBT SERVICE		4a Commercial		State and Federal Aid Receivable	
Principal Payments		4b Industrial		Other Receivables	
Interest Payments		4c Apartments		Total	170,432.06
DEFERRED CHARGES	554.60	Total 2	399,000.00	LIABILITIES, RESERVES, AND SURPLUS	
SCHOOL, COUNTY, SPECIAL DISTRICT TAXES	3,502.00	Land Area 19.95 Sq. Miles		Cash Liabilities	62,268.12
RESERVE FOR UNCOLLECTED TAXES		Net Valuation Taxable-Municipal	478,803	Reserves for Receivables	613.32
EXPENDITURES TOTAL	82,307.54	Net Valuation Taxable-County	543,011	Surplus Dec. 31, 1991	107,550.62
		State Equalized Valuation	534,193	Total	170,432.06
		State Equalization Ratio	87.91		

0245
Population 1980 13,732
Population 1990 14,536
S & P Rating
Moody Rating A

General Tax Rate Per \$100.
1.81
State Equalized Tax Rate
1.60

PALISADES PARK BOROUGH - BERGEN CO.
Form of Government
Borough Council
Number of Members - 6

PER CAPITA:
Gross Debt 668.56
Net Debt 296.88
Debt Service 40.70
Total Tax Levy 1,066.59
Municipal Expenditures 619.18
PER CENT:
Gross Debt .99
Net Debt .44
Tax Levy Collected 94.66
Tax Levy Cancelled, Abated or Adjusted .41

EXPENDITURES		REVENUES-REALIZED		1991 PROPERTY TAX	
GENERAL GOVERNMENT				STATE EQUALIZED TAX RATE	
Governing Body & Public Boards	26,000.00	1991 Property Taxes Collected	14,707,728.86	Local District School Taxes	8,024,796.00
Municipal Clerk		1991 Payments in Lieu of Taxes		Regional & Consolidated School Tax	
Financial Administration	41,750.00	Delinquent Tax & Lien Collections	476,079.00	School Taxes in Municipal Budget	
Assessment of Taxes	14,905.00	Business Personalty Replacement Taxes	145,260.00	County Taxes	2,458,492.56
Collection of Taxes	61,245.00	Taxes from Public Utilities	565,630.00	County Library Taxes	
Planning, Housing & Development	10,150.00	Other Miscellaneous Tax Revenues		Local Municipal Purpose Taxes	4,985,652.70
Human Resources	107,652.00	State Aid Revenues	1,657,121.00	Veteran & Senior Citizen Taxes	97,450.00
Elections		Federal Aid Revenues		Total Taxes for Rate Computation	15,566,391.26
General Administration (other)	625,891.00	State and Local Fiscal Assistance Act Utilized		Special District Taxes	
JUDICIARY		Sale of Acquired Property		Bank Corp. Taxes	
Municipal Courts	81,674.00	Other Miscellaneous Revenues	740,378.58	Added and Omitted Taxes	34,938.71
PUBLIC SAFETY		Total	18,292,197.44	Total Taxes Levied - ABSTRACT	15,503,879.97
Fire Protection	174,736.00	Prior Years Surplus Appropriated	184,000.00	Total Taxes Billed	15,537,322.12
Police Protection	1,873,385.00	REVENUES TOTAL	18,476,197.44	1991 TAXES COLLECTED	14,707,728.86
Civil Defense & Disaster Control	275.00	Reserve For Uncollected Taxes	707,245.00	1991 Taxes Cancelled, Abated or Adjusted	62,942.75
Environmental Inspection & Control	60,705.00	CAPITAL OUTLAY TOTAL	279,753.93	Transfer to Tax Title Liens or Foreclosed	28,769.95
Other Public Safety				Balance Outstanding Dec. 31, 1991	737,880.56
PUBLIC WORKS				PRIOR YEARS TAXES OUTSTANDING	
Streets and Drainage	551,763.00	Public Enterprises	118,711.76	Balance January 1, 1991	638,467.76
Sewers and Sewage Processing	1,003,591.00	Recreation-Culture	306.56	Collected in 1991	475,101.51
Garbage and Trash Disposal	1,128,000.00	Public Works	21,644.74	Cancelled, Abated or Adjusted 1991	
Public Buildings and Grounds	64,903.00	Buildings and Grounds	139,090.87	Transfers to Tax Title Liens or Foreclosed	17,783.44
Other Public Works	87,317.00	Library and Education		Balance December 31, 1991	145,582.81
HEALTH and WELFARE		Conservation		TAX TITLE LIENS OUTSTANDING	
Health Services Except Environmental	93,460.00	All Other		Balance January 1, 1991	
Welfare-Public Assistance	11,717.00	CAPITAL DEBT AUTHORIZED, DECEMBER 31, 1991		Transfer From Taxes	48,570.98
Hospital, Clinics, First Aid		ISSUED AND UNISSUED		Redeemed in 1991	977.90
Animal, Insect, & Rodent Control		School	485,000	Cancelled, Abated or Adjusted (1991)	
Other Welfare Services		Self-Liquidating	2,579,796	Transfers to Foreclosed Property	
RECREATION and CONSERVATION		Other	6,653,446	Balance December 31, 1991	47,593.08
Beaches and Boardwalks		Total	9,718,242	PROPERTY ACQUIRED BY DEED OR FORECLOSURE	
Parks, Playgrounds, Shade Trees	6,750.00	ISSUED AND OUTSTANDING		Balance January 1, 1991	16,947.50
Land Reclamation & Conservation	105,305.00	School	485,000.00	Transfers From Taxes or Liens	
Other Recreational Services	104,889.00	Self-Liquidating	2,579,796.00	Sale for Cash (1991)	
EDUCATION (excluding schools)		Other	5,958,895.00	Cancelled, Abated or Adjusted (1991)	
Libraries	249,000.00	Total	9,023,691.00	Balance December 31, 1991	16,947.50
Other Educational Services		EQUALIZED VALUATION BASIS		CURRENT FINANCES DECEMBER 31, 1991	
STATUTORY EXPENDITURES		FOR NET DEBT COMPUTATION	985,477,909	ASSETS	
Pensions & F. I. C. A.	440,523.00	REAL PROPERTY VALUATIONS		Cash Dec. 31, 1991	584,457.00
Employee Fringe Benefits	510,793.00	Code Class # of Parcels % VAL'N		Taxes Receivable	883,463.37
Other Statutory Expenditures		1 Vacant Land 96 2.24	19,204,300.00	Tax Title Liens	47,593.08
CETA And Other Public Employment Programs		2 Residential 2766 69.78	597,300,100.00	Foreclosed Property	16,947.50
MUNICIPAL FUNCTIONS TOTAL	7,436,429.00	3 Farm		Emergencies & Other Deferred Charges	1,608,200.00
CAPITAL IMPROVEMENTS *MEMO*	35,000.00	4a Commercial 192 10.30	83,120,700.00	State and Federal Aid Receivable	30,390.00
DEBT SERVICE		4b Industrial 53 8.43	72,145,400.00	Other Receivables	1,058,527.05
Principal Payments	322,355.00	4c Apartments 31 9.25	79,153,000.00	Total	4,229,578.00
Interest Payments	269,290.00	Total 3133	855,928,500.00	LIABILITIES, RESERVES, AND SURPLUS	
DEFERRED CHARGES	265,140.00	Land Area 1.30 Sq. Miles		Cash Liabilities	1,897,058.00
SCHOOL, COUNTY, SPECIAL DISTRICT TAXES	10,483,288.56	Net Valuation Taxable-Municipal	956,485,271	Reserves for Receivables	2,006,531.00
RESERVE FOR UNCOLLECTED TAXES	707,245.00	Net Valuation Taxable-County	1,043,999,345	Surplus Dec. 31, 1991	325,989.00
EXPENDITURES TOTAL	19,483,747.56	State Equalized Valuation	967,598,348	Total	4,229,578.00
		State Equalization Ratio	88.51		

0327
Population 1980 7,085
Population 1990 7,056
S & P Rating
Moody Rating BAA1

General Tax Rate Per \$100. 3.59
State Equalized Tax Rate 1.99

PALMYRA BOROUGH - BURLINGTON CO.
Form of Government
Borough Council
Number of Members - 6

PER CAPITA:
Gross Debt 852.23
Net Debt 717.88
Debt Service 17.01
Total Tax Levy 800.83
Municipal Expenditures 440.55

PER CENT:
Gross Debt 2.26
Net Debt 1.91
Tax Levy Collected 94.72
Tax Levy Cancelled, Abated or Adjusted

EXPENDITURES		REVENUES-REAUZED		1991 PROPERTY TAX	
GENERAL GOVERNMENT				STATE EQUALIZED TAX RATE	
Governing Body & Public Boards	14,200.04	1991 Property Taxes Collected	5,353,907.78	Local District School Taxes	2,812,372.00
Municipal Clerk		1991 Payments in Lieu of Taxes	34,238.43	Regional & Consolidated School Tax	
Financial Administration	15,500.00	Delinquent Tax & Lien Collections	253,507.53	School Taxes in Municipal Budget	
Assessment of Taxes	10,625.00	Business Personality Replacement Taxes	51,528.32	County Taxes	1,489,107.37
Collection of Taxes	9,925.00	Taxes from Public Utilities	375,384.48	County Library Taxes	90,860.14
Planning, Housing & Development	5,957.04	Other Miscellaneous Tax Revenues		Local Municipal Purpose Taxes	1,254,167.16
Human Resources	41,856.00	State Aid Revenues	382,034.15	Veteran & Senior Citizen Taxes	86,000.00
Elections		Federal Aid Revenues		Total Taxes for Rate Computation	5,732,506.67
General Administration (other)	413,161.00	State and Local Fiscal Assistance Act Utilized		Special District Taxes	
JUDICIARY		Sole of Acquired Property		Bank Corp. Taxes	
Municipal Courts	50,870.50	Other Miscellaneous Revenues	288,446.95	Added and Omitted Taxes	4,175.14
PUBLIC SAFETY		Total	6,739,047.64	Total Taxes Levied - ABSTRACT	5,650,681.81
Fire Protection	108,377.20	Prior Years Surplus Appropriated	515,331.00	Total Taxes Billed	5,652,063.71
Police Protection	703,067.00	REVENUES TOTAL	7,254,378.64	1991 TAXES COLLECTED	5,353,907.78
Civil Defense & Disaster Control	700.00	Reserve For Uncollected Taxes	413,474.24	1991 Taxes Cancelled, Abated or Adjusted	186.68
Environmental Inspection & Control	30,404.00	CAPITAL OUTLAY TOTAL	376,532.01	Transfer to Tax Title Liens or Foreclosed	50,062.55
Other Public Safety				Balance Outstanding Dec. 31, 1991	247,906.70
PUBLIC WORKS				PRIOR YEARS TAXES OUTSTANDING	
Streets and Drainage	236,799.00	Public Enterprises	149,408.11	Balance January 1, 1991	303,780.76
Sewers and Sewage Processing		Recreation-Culture	39,511.72	Collected in 1991	251,362.53
Garbage and Trash Disposal	393,914.42	Public Works	109,679.38	Cancelled, Abated or Adjusted 1991	2,090.57
Public Buildings and Grounds	21,900.00	Buildings and Grounds	77,932.80	Transfers to Tax Title Liens or Foreclosed	48,413.71
Other Public Works	96,350.00	Library and Education		Balance December 31, 1991	1,913.95
HEALTH and WELFARE		Conservation		TAX TITLE LIENS OUTSTANDING	
Health Services Except Environmental	940.00	All Other		Balance January 1, 1991	14,737.66
Welfare-Public Assistance	16,500.00	CAPITAL DEBT AUTHORIZED, DECEMBER 31, 1991		Transfer From Taxes	110,439.63
Hospital, Clinics, First Aid		ISSUED AND UNISSUED		Redeemed in 1991	2,145.00
Animal, Insect, & Rodent Control		School		Cancelled, Abated or Adjusted (1991)	
Other Welfare Services		Self-Liquidating	4,374,825	Transfers to Foreclosed Property	
RECREATION and CONSERVATION		Other	1,638,525	Balance December 31, 1991	123,032.29
Beaches and Boardwalks		Total	6,013,350	PROPERTY ACQUIRED BY DEED OR FORECLOSURE	
Parks, Playgrounds, Shade Trees	22,250.00			Balance January 1, 1991	26,750.00
Land Reclamation & Conservation	645.63	ISSUED AND OUTSTANDING		Transfers From Taxes or Liens	
Other Recreational Services	10,500.00	School		Sale for Cash (1991)	
EDUCATION (excluding schools)		Self-Liquidating	3,679,075.00	Cancelled, Abated or Adjusted (1991)	
Libraries	2,000.00	Other	1,380,825.00	Balance December 31, 1991	26,750.00
Other Educational Services		Total	5,059,900.00	CURRENT FINANCES DECEMBER 31, 1991	
STATUTORY EXPENDITURES		EQUALIZED VALUATION BASIS FOR NET DEBT COMPUTATION	265,555.313	ASSETS	
Pensions & F. L. C. A.	143,195.00	REAL PROPERTY VALUATIONS		Cash Dec. 31, 1991	1,817,244.99
Employee Fringe Benefits	225,400.00	Code Class # of Parcels % VAL'N	ASSESSED VALUATION	Taxes Receivable	249,820.65
Other Statutory Expenditures		1 Vacant Land 170 1.89	2,960,750.00	Tax Title Liens	123,032.29
CETA And Other Public Employment Programs		2 Residential 2431 79.93	125,288,400.00	Foreclosed Property	26,750.00
MUNICIPAL FUNCTIONS TOTAL	2,575,036.83	3 Farm		Emergencies & Other Deferred Charges	
CAPITAL IMPROVEMENTS *MEMO*	8,000.00	4a Commercial 118 8.30	13,013,900.00	State and Federal Aid Receivable	
DEBT SERVICE		4b Industrial 27 3.33	5,218,800.00	Other Receivables	8,836.85
Principal Payments	71,000.00	4c Apartments 90 6.55	10,268,200.00	Total	2,225,684.79
Interest Payments	49,009.63	Total 2836	156,750,050.00	LIABILITIES, RESERVES, AND SURPLUS	
DEFERRED CHARGES		Land Area 1.92 Sq. Miles		Cash Liabilities	1,017,963.49
SCHOOL, COUNTY, SPECIAL DISTRICT TAXES	4,392,339.51	Net Valuation Taxable-Municipal	157,290,406	Reserves for Receivables	408,439.79
RESERVE FOR UNCOLLECTED TAXES	413,474.24	Net Valuation Taxable-County	271,577,605	Surplus Dec. 31, 1991	799,281.50
EXPENDITURES TOTAL	7,500,860.21	State Equalized Valuation	283,738,278	Total	2,225,684.78
		State Equalization Ratio	55.35		

0246
Population 1980 26,474
Population 1990 25,067
S & P Rating AA
Moody Rating AA

General Tax Rate Per \$100. 1.78
State Equalized Tax Rate 1.32

PARAMUS BOROUGH - BERGEN COUNTY
Form of Government
Borough Council
Number of Members - 6

PER CAPITA:
Gross Debt 1,037.93
Net Debt 551.99
Debt Service 96.01
Total Tax Levy 2,151.35
Municipal Expenditures 1,068.79
PER CENT:
Gross Debt .68
Net Debt .36
Tax Levy Collected 97.87
Tax Levy Cancelled, Abated or Adjusted .15

EXPENDITURES		REVENUES-REALIZED		1991 PROPERTY TAX	
GENERAL GOVERNMENT				STATE EQUALIZED TAX RATE .70	
Governing Body & Public Boards	48,400.00	1991 Property Taxes Collected	52,780,509.33	Local District School Taxes	28,530,675.11
Municipal Clerk	154,850.00	1991 Payments in Lieu of Taxes		Regional & Consolidated School Tax	
Financial Administration	356,035.00	Delinquent Tax & Lien Collections	931,312.81	School Taxes in Municipal Budget	
Assessment of Taxes	226,000.00	Business Personality Replacement Taxes	1,245,517.44	County Taxes	9,224,719.15
Collection of Taxes	93,396.00	Taxes from Public Utilities	2,628,919.00	County Library Taxes	
Planning, Housing & Development	193,095.00	Other Miscellaneous Tax Revenues		Local Municipal Purpose Taxes	16,036,951.86
Human Resources	124,205.00	State Aid Revenues	1,545,468.64	Veteran & Senior Citizen Taxes	257,500.00
Elections		Federal Aid Revenues		Total Taxes for Rate Computation	54,049,846.12
General Administration (other)	1,193,650.00	State and Local Fiscal Assistance Act Utilized		Special District Taxes	
JUDICIARY		Sale of Acquired Property		Bank Corp. Taxes	
Municipal Courts	283,302.00	Other Miscellaneous Revenues	2,482,264.80	Added and Omitted Taxes	135,614.95
PUBLIC SAFETY		Total	61,613,992.02	Total Taxes Levied - ABSTRACT	53,927,961.07
Fire Protection	926,074.10	Prior Years Surplus Appropriated	2,360,000.00	Total Taxes Billed	53,927,961.07
Police Protection	7,155,554.34	REVENUES TOTAL	63,973,992.02	1991 TAXES COLLECTED	52,780,509.33
Civil Defense & Disaster Control	33,949.00	Reserve For Uncollected Taxes	2,098,050.44	1991 Taxes Cancelled, Abated or Adjusted	79,965.18
Environmental Inspection & Control	465,500.00	CAPITAL OUTLAY TOTAL	1,021,465.84	Transfer to Tax Title Liens or Foreclosed	9,868.32
Other Public Safety				Balance Outstanding Dec. 31, 1991	1,057,618.24
PUBLIC WORKS				PRIOR YEARS TAXES OUTSTANDING	
Streets and Drainage	953,660.00	Public Enterprises	110,568.56	Balance January 1, 1991	961,826.44
Sewers and Sewage Processing		Recreation—Culture		Collected in 1991	927,612.59
Garbage and Trash Disposal	2,619,550.00	Public Works	68,749.27	Cancelled, Abated or Adjusted 1991	5,820.16
Public Buildings and Grounds	172,000.00	Buildings and Grounds	842,148.01	Transfers to Tax Title Liens or Foreclosed	13,755.39
Other Public Works	840,000.00	Library and Education		Balance December 31, 1991	14,638.30
HEALTH and WELFARE		Conservation		TAX TITLE LIENS OUTSTANDING	
Health Services Except Environmental	323,350.00	All Other		Balance January 1, 1991	14,027.55
Welfare—Public Assistance	102,200.00	CAPITAL DEBT AUTHORIZED, DECEMBER 31, 1991		Transfer From Taxes	23,721.09
Hospital, Clinics, First Aid	2,000.00	ISSUED AND UNISSUED		Redeemed in 1991	3,700.22
Animal, Insect, & Rodent Control	65,000.00	School	5,005,000.00	Cancelled, Abated or Adjusted (1991)	
Other Welfare Services		Self-Liquidating	7,176,000.00	Transfers to Foreclosed Property	
RECREATION and CONSERVATION		Other	13,836,750.00	Balance December 31, 1991	34,048.42
Beaches and Boardwalks		Total	26,017,750.00	PROPERTY ACQUIRED BY DEED OR FORECLOSURE	
Parks, Playgrounds, Shade Trees	643,054.00	ISSUED AND OUTSTANDING		Balance January 1, 1991	23,978.00
Land Reclamation & Conservation	362,840.43	School	5,005,000.00	Transfers From Taxes or Liens	
Other Recreational Services	243,681.94	Self-Liquidating	3,081,000.00	Sale for Cash (1991)	
EDUCATION (excluding schools)		Other	11,753,000.00	Cancelled, Abated or Adjusted (1991)	
Libraries	1,248,070.00	Total	19,839,000.00	Balance December 31, 1991	23,978.00
Other Educational Services	25,000.00	EQUALIZED VALUATION BASIS		CURRENT FINANCES DECEMBER 31, 1991	
STATUTORY EXPENDITURES		FOR NET DEBT COMPUTATION	3,846,836.013	ASSETS	
Pensions & F. I. C. A.	1,600,329.04	REAL PROPERTY VALUATIONS		Cash Dec. 31, 1991	7,572,319.79
Employee Fringe Benefits	1,747,000.00	Code Class # of Parcels % VAL'N		Taxes Receivable	1,072,256.54
Other Statutory Expenditures		1 Vacant Land 292 1.49	44,960,300.00	Tax Title Liens	34,048.42
CETA And Other Public Employment Programs		2 Residential 74.89 51.01	1,538,904,800.00	Foreclosed Property	23,978.00
MUNICIPAL FUNCTIONS TOTAL	22,201,745.85	3 Farm 13 .03	1,034,600.00	Emergencies & Other Deferred Charges	
CAPITAL IMPROVEMENTS *MEMO*		4a Commercial 42.8 43.59	1,314,852,300.00	State and Federal Aid Receivable	
DEBT SERVICE		4b Industrial 39 3.87	116,834,800.00	Other Receivables	345,809.79
Principal Payments	1,300,000.00	4c Apartments		Total	9,048,412.54
Interest Payments	1,106,790.66	Total	82.61	LIABILITIES, RESERVES, AND SURPLUS	
DEFERRED CHARGES	84,775.66	Land Area 10.35 Sq. Miles		Cash Liabilities	3,296,712.63
SCHOOL, COUNTY, SPECIAL DISTRICT TAXES	37,755,394.26	Net Valuation Taxable—Municipal	3,024,151,295	Reserves for Receivables	1,476,092.75
RESERVE FOR UNCOLLECTED TAXES	2,098,050.44	Net Valuation Taxable—County	3,892,262,960	Surplus Dec. 31, 1991	4,275,607.16
EXPENDITURES TOTAL	64,546,756.87	State Equalized Valuation	4,089,549,339	Total	9,048,412.54
		State Equalization Ratio	73.90		

0247
 Population 1980 8,515
 Population 1990 8,102
 S & P Rating
 Moody Rating A1
 General Tax Rate Per \$100. 1.76
 State Equalized Tax Rate 1.82

PARK RIDGE BOROUGH - BERGEN COUNTY
 Form of Government
 Borough Council
 Number of Members - 6

PER CAPITA:
 Gross Debt 1,427.52
 Net Debt 875.81
 Debt Service 115.71
 Total Tax Levy 1,843.20
 Municipal Expenditures 811.20
 PER CENT:
 Gross Debt 1.39
 Net Debt .85
 Tax Levy Collected 97.43
 Tax Levy Cancelled, Abated or Adjusted .98

EXPENDITURES		REVENUES-REALIZED		1991 PROPERTY TAX	
GENERAL GOVERNMENT				STATE EQUALIZED TAX RATE 1.82	
Governing Body & Public Boards	14,913.92	1991 Property Taxes Collected	14,595,047.67	Local District School Taxes	8,366,347.50
Municipal Clerk		1991 Payments in Lieu of Taxes		Regional & Consolidated School Tax	
Financial Administration	14,530.00	Delinquent Tax & Lien Collections	254,905.09	School Taxes in Municipal Budget	
Assessment of Taxes		Business Personalty Replacement Taxes	84,358.96	County Taxes	1,989,784.39
Collection of Taxes	119,196.00	Taxes from Public Utilities	259,307.72	County Library Taxes	
Planning, Housing & Development	72,780.00	Other Miscellaneous Tax Revenues		Local Municipal Purpose Taxes	4,522,509.00
Human Resources	116,771.00	State Aid Revenues	333,437.00	Veteran & Senior Citizen Taxes	51,900.00
Elections		Federal Aid Revenues		Total Taxes for Rate Computation	14,924,540.89
General Administration (other)	1,014,338.00	State and Local Fiscal Assistance Act Utilized		Special District Taxes	
JUDICIARY		Sale of Acquired Property		Bank Corp. Taxes	
Municipal Courts	63,373.00	Other Miscellaneous Revenues	1,385,225.32	Added and Omitted Taxes	60,998.20
PUBLIC SAFETY		Total	16,912,281.76	Total Taxes Levied - ABSTRACT	14,933,639.09
Fire Protection	114,365.00	Prior Years Surplus Appropriated	285,200.00	Total Taxes Billed	14,979,342.43
Police Protection	1,161,331.00	REVENUES TOTAL	17,197,481.76	1991 TAXES COLLECTED	14,595,047.67
Civil Defense & Disaster Control	3,800.00	Reserve For Uncollected Taxes	400,000.00	1991 Taxes Cancelled, Abated or Adjusted	147,510.88
Environmental Inspection & Control	48,799.00	CAPITAL OUTLAY TOTAL	1,871,528.17	Transfer to Tax Title Liens or Foreclosed	25,784.00
Other Public Safety				Balance Outstanding Dec. 31, 1991	210,999.88
PUBLIC WORKS				PRIOR YEARS TAXES OUTSTANDING	
Streets and Drainage	362,902.00	Public Enterprises	1,203,184.10	Balance January 1, 1991	280,813.30
Sewers and Sewage Processing	747,599.00	Recreation-Culture		Collected in 1991	254,905.09
Garbage and Trash Disposal	367,000.00	Public Works	178,700.66	Cancelled, Abated or Adjusted 1991	
Public Buildings and Grounds	80,983.00	Buildings and Grounds	489,143.41	Transfers to Tax Title Liens or Foreclosed	25,908.21
Other Public Works	80,520.00	Library and Education		Balance December 31, 1991	
HEALTH and WELFARE		Conservation		TAX TITLE LIENS OUTSTANDING	
Health Services Except Environmental	56,200.00	All Other		Balance January 1, 1991	8,870.33
Welfare-Public Assistance	17,350.00	CAPITAL DEBT AUTHORIZED, DECEMBER 31, 1991		Transfer From Taxes	51,692.21
Hospital, Clinics, First Aid		ISSUED AND UNISSUED		Redeemed in 1991	
Animal, Insect, & Rodent Control		School	179,000	Cancelled, Abated or Adjusted (1991)	
Other Welfare Services	300.00	Self-Liquidating	4,290,964	Transfers to Foreclosed Property	
RECREATION and CONSERVATION		Other	7,095,830	Balance December 31, 1991	60,562.54
Beaches and Boardwalks		Total	11,565,794	PROPERTY ACQUIRED BY DEED OR FORECLOSURE	
Parks, Playgrounds, Shade Trees		ISSUED AND OUTSTANDING		Balance January 1, 1991	104,800.00
Land Reclamation & Conservation		School	179,000.00	Transfers From Taxes or Liens	
Other Recreational Services	33,150.00	Self-Liquidating	2,745,000.00	Sale for Cash (1991)	
EDUCATION (excluding schools)		Other	6,959,550.00	Cancelled, Abated or Adjusted (1991)	
Libraries	253,750.00	Total	9,883,550.00	Balance December 31, 1991	104,800.00
Other Educational Services	600.00	EQUALIZED VALUATION BASIS		CURRENT FINANCES DECEMBER 31, 1991	
STATUTORY EXPENDITURES		FOR NET DEBT COMPUTATION	830,095,962	ASSETS	
Pensions & F. L. C. A.	340,000.00	REAL PROPERTY VALUATIONS		Cash Dec. 31, 1991	3,957,297.76
Employee Fringe Benefits	80,200.00	Code Class # of Parcels % VAL'N	ASSESSED VALUATION	Taxes Receivable	210,999.88
Other Statutory Expenditures		1 Vacant Land 235 2.92	24,697,000.00	Tax Title Liens	60,562.54
CETA And Other Public Employment Programs		2 Residential 2652 74.56	629,854,700.00	Foreclosed Property	104,800.00
MUNICIPAL FUNCTIONS TOTAL	5,169,900.92	3 Farm		Emergencies & Other Deferred Charges	25,200.00
CAPITAL IMPROVEMENTS *MEMO*	25,000.00	4a Commercial 94 20.39	176,452,000.00	State and Federal Aid Receivable	32,529.00
DEBT SERVICE		4b Industrial 6 .56	4,696,400.00	Other Receivables	10,800.00
Principal Payments	477,450.00	4c Apartments 9 1.07	9,063,800.00	Total	4,402,189.18
Interest Payments	459,996.90	Total 2996	844,763,900.00	LIABILITIES, RESERVES, AND SURPLUS	
DEFERRED CHARGES	65,000.00	Land Area 2.58 Sq. Miles		Cash Liabilities	3,733,003.49
SCHOOL, COUNTY, SPECIAL DISTRICT TAXES	10,350,131.89	Net Valuation Taxable-Municipal	847,633,195	Reserves for Receivables	376,362.42
RESERVE FOR UNCOLLECTED TAXES	400,000.00	Net Valuation Taxable-County	847,563,894	Surplus Dec. 31, 1991	292,823.27
EXPENDITURES TOTAL	15,922,479.71	State Equalized Valuation	820,646,546	Total	4,402,189.18
		State Equalization Ratio	103.30		

1429
 Population 1980 49,868
 Population 1990 48,478
 S & P Rating
 Moody Rating AA1

General Tax Rate Per \$100. 3.29
 State Equalized Tax Rate 1.80

PARSIPPANY-TROY HILLS TWP. - MORRIS CO
 Form of Government
 Mayor-Council Plan E (OMCL 50)
 Number of Members - 5

PER CAPITA:
 Gross Debt 2,855.79
 Net Debt 1,517.81
 Debt Service 114.41
 Total Tax Levy 1,720.53
 Municipal Expenditures 719.95
 PER CENT:
 Gross Debt 2.95
 Net Debt 1.57
 Tax Levy Collected 96.29
 Tax Levy Cancelled, Abated or Adjusted .22

EXPENDITURES		REVENUES-REALIZED		1991 PROPERTY TAX	
GENERAL GOVERNMENT				STATE EQUALIZED TAX RATE 1.80	
Governing Body & Public Boards		1991 Property Taxes Collected	80,448,819.04	Local District School Taxes	49,339,474.50
Municipal Clerk		1991 Payments in Lieu of Taxes	119,804.00	Regional & Consolidated School Tax	
Financial Administration	485,306.00	Delinquent Tax & Lien Collections	1,892,577.33	School Taxes in Municipal Budget	
Assessment of Taxes		Business Personalty Replacement Taxes	487,669.84	County Taxes	12,618,444.93
Collection of Taxes		Taxes from Public Utilities	2,394,986.00	County Library Taxes	
Planning, Housing & Development	173,275.00	Other Miscellaneous Tax Revenues	2,353,395.45	Local Municipal Purpose Taxes	19,156,266.88
Human Resources	45,000.00	State Aid Revenues	2,075,800.23	Veteran & Senior Citizen Taxes	225,000.00
Elections	11,100.00	Federal Aid Revenues		Total Taxes for Rate Computation	81,339,186.31
General Administration (other)	3,662,926.67	State and Local Fiscal Assistance Act Utilized		Special District Taxes	1,458,170.02
JUDICIARY		Sale of Acquired Property		Bank Corp. Taxes	
Municipal Courts	316,063.00	Other Miscellaneous Revenues	6,656,111.34	Added and Omitted Taxes	835,574.01
PUBLIC SAFETY		Total	96,434,163.23	Total Taxes Levied - ABSTRACT	83,407,930.34
Fire Protection	175,176.00	Prior Years Surplus Appropriated	927,000.00	Total Taxes Billed	83,548,190.01
Police Protection	7,722,681.25	REVENUES TOTAL	97,361,163.23	1991 TAXES COLLECTED	80,448,819.04
Civil Defense & Disaster Control	24,979.00	Reserve For Uncollected Taxes	3,149,000.00	1991 Taxes Cancelled, Abated or Adjusted	183,354.24
Environmental Inspection & Control	702,777.17	CAPITAL OUTLAY TOTAL	21,519,341.03	Transfer to Tax Title Liens or Foreclosed	255,221.08
Other Public Safety				Balance Outstanding Dec. 31, 1991	2,660,795.65
PUBLIC WORKS				PRIOR YEARS TAXES OUTSTANDING	
Streets and Drainage	867,015.00	Public Enterprises	4,289,706.07	Balance January 1, 1991	2,572,777.07
Sewers and Sewage Processing		Recreation-Culture	685,815.11	Collected in 1991	1,805,635.94
Garbage and Trash Disposal	4,668,539.71	Public Works	1,575,062.46	Cancelled, Abated or Adjusted 1991	227,933.06
Public Buildings and Grounds	599,112.52	Buildings and Grounds	14,841,044.92	Transfers to Tax Title Liens or Foreclosed	10,781.04
Other Public Works	1,556,769.00	Library and Education		Balance December 31, 1991	528,427.03
HEALTH and WELFARE		Conservation	127,712.47	TAX TITLE LIENS OUTSTANDING	
Health Services Except Environmental	505,244.00	All Other		Balance January 1, 1991	679,735.66
Welfare-Public Assistance	45,000.00	CAPITAL DEBT AUTHORIZED, DECEMBER 31, 1991		Transfer From Taxes	276,783.16
Hospital, Clinics, First Aid		ISSUED AND UNISSUED GROSS DEBT NET DEBT		Redeemed in 1991	86,941.39
Animal, Insect, & Rodent Control	65,929.00	School		Cancelled, Abated or Adjusted (1991)	90,245.84
Other Welfare Services		Self-Liquidating 67,600,662	2,749,380	Transfers to Foreclosed Property	
RECREATION and CONSERVATION		Other 70,842,300	70,831,205	Balance December 31, 1991	779,331.59
Beaches and Boardwalks		Total 138,442,962	73,580,535	PROPERTY ACQUIRED BY DEED OR FORECLOSURE	
Parks, Playgrounds, Shade Trees	1,010,075.00	ISSUED AND OUTSTANDING		Balance January 1, 1991	1,442,800.00
Land Reclamation & Conservation		School		Transfers From Taxes or Liens	
Other Recreational Services	395,948.00	Self-Liquidating 55,266,110.34		Sale for Cash (1991)	
EDUCATION (excluding schools)		Other 59,881,000.00		Cancelled, Abated or Adjusted (1991)	
Libraries	1,512,744.00	Total 115,147,110.34		Balance December 31, 1991	1,442,800.00
Other Educational Services		EQUALIZED VALUATION BASIS		CURRENT FINANCES DECEMBER 31, 1991	
STATUTORY EXPENDITURES		FOR NET DEBT COMPUTATION	4,689,647,968	ASSETS	
Pensions & F. I. C. A.	1,643,866.05	REAL PROPERTY VALUATIONS		Cash Dec. 31, 1991	5,857,884.15
Employee Fringe Benefits		Code Class # of Parcels % VAL'N ASSESSED VALUATION		Taxes Receivable	3,199,222.68
Other Statutory Expenditures		1 Vacant Land 678 1.91 46,987,700.00		Tox Title Liens	779,331.59
CETA And Other Public Employment Programs		2 Residential 11508 43.68 1,074,080,300.00		Foreclosed Property	1,442,800.00
MUNICIPAL FUNCTIONS TOTAL	26,189,576.37	3 Farm 8 .02 509,400.00		Emergencies & Other Deferred Charges	639,188.77
CAPITAL IMPROVEMENTS * MEMO*	605,000.00	4a Commercial 563 41.50 1,020,309,900.00		State and Federal Aid Receivable	30,129.86
DEBT SERVICE		4b Industrial 54 5.28 129,858,500.00		Other Receivables	1,414,817.30
Principal Payments	2,194,430.07	4c Apartments 32 7.61 187,031,800.00		Total	13,353,374.35
Interest Payments	3,351,942.73	Total 12843 2,458,777,600.00		LIABILITIES, RESERVES, AND SURPLUS	
DEFERRED CHARGES	15,634.43	Land Area 24.30 Sq. Miles		Cash Liabilities	6,045,842.11
SCHOOL, COUNTY, SPECIAL DISTRICT TAXES	63,416,089.45	Net Valuation Taxable-Municipal	2,469,760,606	Reserves for Receivables	6,826,171.57
RESERVE FOR UNCOLLECTED TAXES	3,149,000.00	Net Valuation Taxable-County	4,740,780,424	Surplus Dec. 31, 1991	481,360.67
EXPENDITURES TOTAL	98,317,673.05	State Equalized Valuation	4,514,238,634	Total	13,353,374.35
		State Equalization Ratio	54.60		

1607

Population 1980 52,463
 Population 1990 58,041
 S & P Rating A
 Moody Rating

General Tax Rate Per \$100. 15.65
 State Equalized Tax Rate 3.18

PASSAIC CITY - PASSAIC COUNTY
 Form of Government
 Mayor-Council Plan B (OMCL 50)
 Number of Members - 7

PER CAPITA:
 Gross Debt 678.73
 Net Debt 412.46
 Debt Service 18.95
 Total Tax Levy 752.71
 Municipal Expenditures 741.18

PER CENT:
 Gross Debt 2.92
 Net Debt 1.77
 Tax Levy Collected 90.69
 Tax Levy Cancelled, Abated or Adjusted

EXPENDITURES		REVENUES-REALIZED		1991 PROPERTY TAX	
GENERAL GOVERNMENT				STATE EQUALIZED TAX RATE	
Governing Body & Public Boards	148,274.00	1991 Property Taxes Collected	19,359,092.00	Local District School Taxes	1.06 14,580,252.50
Municipal Clerk	199,032.00	1991 Payments in Lieu of Taxes	333,000.00	Regional & Consolidated School Tax	
Financial Administration	558,137.00	Delinquent Tax & Lien Collections	3,000,000.00	School Taxes in Municipal Budget	
Assessment of Taxes	275,214.00	Business Personalty Replacement Taxes	2,280,206.00	County Taxes	.47 6,420,672.63
Collection of Taxes	189,981.00	Taxes from Public Utilities	2,103,298.00	County Library Taxes	
Planning, Housing & Development	658,552.00	Other Miscellaneous Tax Revenues		Local Municipal Purpose Taxes	1.65 22,687,053.00
Human Resources	1,704,495.00	State Aid Revenues	9,667,204.00	Veteran & Senior Citizen Taxes	
Elections	20,000.00	Federal Aid Revenues		Total Taxes for Rate Computation	3.18 43,862,328.13
General Administration (other)	2,349,206.00	State and Local Fiscal Assistance Act Utilized		Special District Taxes	
JUDICIARY		Sale of Acquired Property		Bank Corp. Taxes	
Municipal Courts	585,462.00	Other Miscellaneous Revenues	2,579,682.00	Added and Omitted Taxes	
PUBLIC SAFETY		Total	39,322,482.00	Total Taxes Levied - ABSTRACT	43,687,978.13
Fire Protection	5,809,016.00	Prior Years Surplus Appropriated	1,335,677.00	Total Taxes Billed	21,346,130.00
Police Protection	7,021,038.00	REVENUES TOTAL	40,658,159.00	1991 TAXES COLLECTED	19,359,092.00
Civil Defense & Disaster Control	152,065.00	Reserve For Uncollected Taxes	3,078,837.00	1991 Taxes Cancelled, Abated or Adjusted	
Environmental Inspection & Control		CAPITAL OUTLAY TOTAL	377,180.00	Transfer to Tax Title Liens or Foreclosed	101,118.00
Other Public Safety	2,110.00			Balance Outstanding Dec. 31, 1991	1,885,920.00
PUBLIC WORKS				PRIOR YEARS TAXES OUTSTANDING	
Streets and Drainage	2,353,739.00	Public Enterprises		Balance January 1, 1991	2,334,247.00
Sewers and Sewage Processing	3,008,602.00	Recreation-Culture		Collected in 1991	952,036.00
Garbage and Trash Disposal	4,945,000.00	Public Works		Cancelled, Abated or Adjusted 1991	
Public Buildings and Grounds	322,269.00	Buildings and Grounds	377,180.00	Transfers to Tax Title Liens or Foreclosed	
Other Public Works	135,000.00	Library and Education		Balance December 31, 1991	1,382,211.00
HEALTH and WELFARE		Conservation		TAX TITLE LIENS OUTSTANDING	
Health Services Except Environmental	1,134,770.00	All Other		Balance January 1, 1991	616,904.00
Welfare-Public Assistance	135,256.00			Transfer From Taxes	101,118.00
Hospital, Clinics, First Aid		CAPITAL DEBT AUTHORIZED, DECEMBER 31, 1991		Redeemed in 1991	245,643.00
Animal, Insect, & Rodent Control	82,528.00	ISSUED AND UNISSUED		Cancelled, Abated or Adjusted (1991)	
Other Welfare Services		School	8,794,000.00	Transfers to Foreclosed Property	
RECREATION and CONSERVATION		Self-Liquidating	6,661,000.00	Balance December 31, 1991	472,379.00
Beaches and Boardwalks		Other	23,939,375.00	PROPERTY ACQUIRED BY DEED OR FORECLOSURE	
Parks, Playgrounds, Shade Trees	46,547.00	Total	39,394,375.00	Balance January 1, 1991	744,791.00
Land Reclamation & Conservation		ISSUED AND OUTSTANDING		Transfers From Taxes or Liens	
Other Recreational Services	367,710.00	School	8,794,000.00	Sale for Cash (1991)	
EDUCATION (excluding schools)		Self-Liquidating	6,661,000.00	Cancelled, Abated or Adjusted (1991)	
Libraries	1,105,195.00	Other	8,937,000.00	Balance December 31, 1991	744,791.00
Other Educational Services		Total	24,392,000.00	CURRENT FINANCES DECEMBER 31, 1991	
STATUTORY EXPENDITURES		EQUALIZED VALUATION BASIS FOR NET DEBT COMPUTATION	1,350,056,857	ASSETS	
Pensions & F. I. C. A.	1,909,000.00	REAL PROPERTY VALUATIONS		Cash Dec. 31, 1991	7,499,270.00
Employee Fringe Benefits	2,975,000.00	Code Class # of Parcels % VAL'N		Taxes Receivable	3,268,131.00
Other Statutory Expenditures		1 Vacant Land 330 .58	1,598,550.00	Tax Title Liens	472,379.00
CETA And Other Public Employment Programs		2 Residential 6091 50.37	138,111,820.00	Foreclosed Property	744,791.00
MUNICIPAL FUNCTIONS TOTAL	38,693,218.00	3 Farm		Emergencies & Other Deferred Charges	285,294.00
CAPITAL IMPROVEMENTS *MEMO*	50,000.00	4a Commercial 1294 24.99	68,519,100.00	State and Federal Aid Receivable	2,800,800.00
DEBT SERVICE		4b Industrial 141 10.61	29,085,400.00	Other Receivables	520,000.00
Principal Payments	250,000.00	4c Apartments 393 13.46	36,899,700.00	Total	15,590,665.00
Interest Payments	350,120.00	Total	274,214,570.00	LIABILITIES, RESERVES, AND SURPLUS	
DEFERRED CHARGES	146,511.00	Land Area 3.20 Sq. Miles		Cash Liabilities	9,714,646.00
SCHOOL COUNTY, SPECIAL DISTRICT TAXES	21,000,925.13	Net Valuation Taxable-Municipal	279,328,936	Reserves for Receivables	5,005,381.00
RESERVE FOR UNCOLLECTED TAXES	3,073,337.00	Net Valuation Taxable-County	1,465,720,163	Surplus Dec. 31, 1991	870,638.00
EXPENDITURES TOTAL	64,019,611.13	State Equalized Valuation	1,354,690,211	Total	15,590,665.00
		State Equalization Ratio	20.32		

1430
Population 1980 7,275
Population 1990 7,826
S & P Rating AA
Moody Rating A1

General Tax Rate Per \$100. 2.66
State Equalized Tax Rate 1.82

* LONG HILL TOWNSHIP - MORRIS COUNTY
Form of Government
Township Committee
Number of Members - 5

PER CAPITA:
Gross Debt 2,573.73
Net Debt 2,109.07
Debt Service 214.59
Total Tax Levy 1,647.88
Municipal Expenditures 925.66
PER CENT:
Gross Debt 2.83
Net Debt 2.32
Tax Levy Collected 96.83
Tax Levy Cancelled, Abated or Adjusted .62

EXPENDITURES		REVENUES-REAUZED		1991 PROPERTY TAX	
GENERAL GOVERNMENT				STATE EQUAUZED TAX RATE	
Governing Body & Public Boards		1991 Property Taxes Collected	12,493,152.98	Local District School Taxes .73	5,122,439.00
Municipal Clerk		1991 Payments in Lieu of Taxes 1,467.56		Regional & Consolidated School Tax .30	2,136,857.70
Financial Administration 95,700.00		Delinquent Tax & Lien Collections 297,067.52		School Taxes in Municipal Budget	
Assessment of Taxes 22,250.00		Business Personalty Replacement Taxes 107,170.96		County Taxes .27	1,921,193.37
Collection of Taxes 47,350.00		Taxes from Public Utilities 1,249,311.00		County Library Taxes	
Planning, Housing & Development 79,950.00		Other Miscellaneous Tax Revenues		Local Municipal Purpose Taxes .52	3,637,787.40
Human Resources 57,334.30		State Aid Revenues 347,158.35		Veteran & Senior Citizen Taxes	58,450.00
Elections		Federal Aid Revenues		Total Taxes for Rate Computation 1.82	12,876,727.47
General Administration (other) 591,988.02		State and Local Fiscal Assistance Act Utilized		Special District Taxes	
JUDICIARY		Sale of Acquired Property		Bank Corp. Taxes	
Municipal Courts 48,546.05		Other Miscellaneous Revenues	1,207,941.52	Added and Omitted Taxes	78,063.71
PUBUC SAFETY		Total	15,703,269.89	Total Taxes Levied - ABSTRACT	12,896,341.18
Fire Protection 152,730.35		Prior Years Surplus Appropriated 850,000.00		Total Taxes Billed	12,901,620.44
Police Protection 1,146,235.91		REVENUES TOTAL	16,553,269.89	1991 TAXES COLLECTED	12,493,152.98
Civil Defense & Disaster Control 4,452.61		Reserve For Uncollected Taxes 677,844.47		1991 Taxes Cancelled, Abated or Adjusted	80,429.29
Environmental Inspection & Control 44,300.00		CAPITAL OUTLAY TOTAL	6,997,937.27	Transfer to Tax Title Liens or Foreclosed	20,053.74
Other Public Safety				Balance Outstanding Dec. 31, 1991	307,984.43
PUBLIC WORKS				PRIOR YEARS TAXES OUTSTANDING	
Streets and Drainage 538,732.00		Public Enterprises		Balance January 1, 1991	318,126.22
Sewers and Sewage Processing 724,749.84		Recreation-Culture		Collected in 1991	285,920.58
Garbage and Trash Disposal 340,000.00		Public Works 4,461,977.43		Cancelled, Abated or Adjusted 1991	3,696.69
Public Buildings and Grounds 39,400.00		Buildings and Grounds 2,535,959.84		Transfers to Tax Title Liens or Foreclosed	1,799.91
Other Public Works 32,000.00		Library and Education		Balance December 31, 1991	26,709.04
HEALTH and WELFARE		Conservation		TAX TITLE UENS OUTSTANDING	
Health Services Except Environmental 35,255.00		All Other		Balance January 1, 1991	77,975.66
Welfare-Public Assistance 7,325.00		CAPITAL DEBT AUTHORIZED, DECEMBER 31, 1991		Transfer From Taxes	22,094.46
Hospital, Clinics, First Aid		ISSUED AND UNISSUED GROSS DEBT NET DEBT		Redeemed in 1991	11,146.94
Animal, Insect, & Rodent Control 8,400.00		School 3,584,205		Cancelled, Abated or Adjusted (1991)	
Other Welfare Services		Self-Liquidating		Transfers to Foreclosed Property	
RECREATION and CONSERVATION		Other 16,557,770	16,505,576	Balance December 31, 1991	88,923.18
Beaches and Boardwalks		Total 20,141,975	16,505,576	PROPERTY ACQUIRED BY DEED OR FORECLOSURE	
Parks, Playgrounds, Shade Trees 16,650.00				Balance January 1, 1991	206,425.00
Land Reclamation & Conservation 17,121.64		ISSUED AND OUTSTANDING		Transfers From Taxes or Liens	
Other Recreational Services 67,486.96		School 3,584,205.43		Sale for Cash (1991)	
EDUCATION (excluding schools)		Self-Liquidating		Cancelled, Abated or Adjusted (1991)	
Libraries 196,765.00		Other	16,170,217.92	Balance December 31, 1991	206,425.00
Other Educational Services		Total	19,754,423.35	CURRENT FINANCES DECEMBER 31, 1991	
STATUTORY EXPENDITURES		EQUALIZED VALUATION BASIS		ASSETS	
Pensions & F. I. C. A. 380,716.01		FOR NET DEBT COMPUTATION	710,685,487	Cash Dec. 31, 1991	1,641,531.82
Employee Fringe Benefits 190,739.14		REAL PROPERTY VALUATIONS		Taxes Receivable	334,693.47
Other Statutory Expenditures		Code Class # of Parcels % VAL'N ASSESSED VALUATION		Tax Title Liens	88,923.18
CETA And Other Public Employment Programs		1 Vacant Land 370 3.08	14,658,350.00	Foreclosed Property	206,425.00
MUNICIPAL FUNCTIONS TOTAL 4,886,277.85		2 Residential 2549 86.97	413,748,700.00	Emergencies & Other Deferred Charges	15,000.00
CAPITAL IMPROVEMENTS *MEMO* 120,000.00		3 Farm 36 .37	1,733,900.00	State and Federal Aid Receivable	
DEBT SERVICE		4a Commercial 105 7.56	35,972,070.00	Other Receivables	58,603.81
Principal Payments 791,132.08		4b Industrial 19 1.34	6,392,300.00	Total	2,345,177.29
Interest Payments 883,227.86		4c Apartments 3 .68	3,249,800.00	UABIUTIES, RESERVES, AND SURPLUS	
		Total 3032	475,755,120.00	Cash Liabilities	666,573.82
DEFERRED CHARGES 709.33		Land Area 12.50 Sq. Miles		Reserves for Receivables	688,645.46
SCHOOL, COUNTY, SPECIAL DISTRICT TAXES 9,180,490.07		Net Valuation Taxable-Municipal	432,088,597	Surplus Dec. 31, 1991	989,958.00
RESERVE FOR UNCOLLECTED TAXES 677,344.47		Net Valuation Taxable-County	727,444,602	Total	2,345,177.29
EXPENDITURES TOTAL 16,424,682.16		State Equalized Valuation	700,967,905		
		State Equalization Ratio	62.49		

1608

Population 1980 137,970
 Population 1990 140,891
 S & P Rating 888
 Moody Rating BAA1

General Tax Rate Per \$100.

14.89

State Equalized Tax Rate

2.94

PATERSON CITY - PASSAIC COUNTY
 Form of Government
 Mayor-Council Plan D (OMCL 50)
 Number of Members - 9

PER CAPITA:

Gross Debt 904.87
 Net Debt 553.85
 Debt Service 107.04
 Total Tax Levy 680.86
 Municipal Expenditures 751.04

PER CENT:

Gross Debt 4.12
 Net Debt 2.52
 Tax Levy Collected 87.80
 Tax Levy Cancelled, Abated or Adjusted .05

EXPENDITURES		REVENUES-REALIZED		1991 PROPERTY TAX	
GENERAL GOVERNMENT				STATE EQUALIZED TAX RATE →	
Governing Body & Public Boards	557,650.00	1991 Property Taxes Collected	42,393,155.74	Local District School Taxes	1.15 37,397,417.49
Municipal Clerk	223,602.00	1991 Payments in Lieu of Taxes	4,590,952.21	Regional & Consolidated School Tax	
Financial Administration	1,627,250.00	Delinquent Tax & Lien Collections	6,483,000.00	School Taxes in Municipal Budget	
Assessment of Taxes	215,070.00	Business Personalty Replacement Taxes	2,023,000.00	County Taxes	.43 13,957,149.59
Collection of Taxes	459,718.00	Taxes from Public Utilities	5,015,866.00	County Library Taxes	
Planning, Housing & Development	943,470.00	Other Miscellaneous Tax Revenues		Local Municipal Purpose Taxes	1.37 44,573,074.04
Human Resources	5,544,904.00	State Aid Revenues	39,823,197.30	Veteran & Senior Citizen Taxes	529,600.00
Elections	151,035.00	Federal Aid Revenues	376,898.00	Total Taxes for Rate Computation	2.95 96,457,241.11
General Administration (other)	2,481,184.00	State and Local Fiscal Assistance Act Utilized		Special District Taxes	
JUDICIARY		Sale of Acquired Property		Bank Corp. Taxes	
Municipal Courts	944,505.33	Other Miscellaneous Revenues	13,060,076.88	Added and Omitted Taxes	
PUBLIC SAFETY		Total	113,766,146.13	Total Taxes Levied - ABSTRACT	95,927,641.11
Fire Protection	12,202,622.25	Prior Years Surplus Appropriated		Total Taxes Billed	48,283,660.37
Police Protection	10,463,877.74	REVENUES TOTAL	113,766,146.13	1991 TAXES COLLECTED	42,393,155.74
Civil Defense & Disaster Control		Reserve For Uncollected Taxes	7,370,307.25	1991 Taxes Cancelled, Abated or Adjusted	22,774.83
Environmental Inspection & Control		CAPITAL OUTLAY TOTAL	40,033,882.36	Transfer to Tax Title Liens or Foreclosed	1,108,805.57
Other Public Safety				Balance Outstanding Dec. 31, 1991	4,758,924.73
PUBLIC WORKS				PRIOR YEARS TAXES OUTSTANDING	
Streets and Drainage	4,181,927.00	Public Enterprises		Balance January 1, 1991	4,381,703.23
Sewers and Sewage Processing	22,683,540.35	Recreation-Culture	38,640.50	Collected in 1991	1,556,426.45
Garbage and Trash Disposal		Public Works	612,272.51	Cancelled, Abated or Adjusted 1991	
Public Buildings and Grounds	2,173,430.00	Buildings and Grounds	39,381,488.35	Transfers to Tax Title Liens or Foreclosed	8,399.06
Other Public Works	186,875.00	Library and Education	1,481.00	Balance December 31, 1991	2,816,877.72
HEALTH and WELFARE		Conservation		TAX TITLE LIENS OUTSTANDING	
Health Services Except Environmental	1,988,327.00	All Other		Balance January 1, 1991	5,099,530.02
Welfare-Public Assistance	1,098,445.00			Transfer From Taxes	1,117,204.63
Hospital, Clinics, First Aid				Redeemed in 1991	557,655.24
Animal, Insect, & Rodent Control	115,370.00			Cancelled, Abated or Adjusted (1991)	2,258.20
Other Welfare Services				Transfers to Foreclosed Property	
RECREATION and CONSERVATION				Balance December 31, 1991	5,656,821.21
Beaches and Boardwalks				PROPERTY ACQUIRED BY DEED OR FORECLOSURE	
Parks, Playgrounds, Shade Trees	489,828.00			Balance January 1, 1991	854,880.00
Land Reclamation & Conservation	479,015.00			Transfers From Taxes or Liens	
Other Recreational Services	384,455.00			Sale for Cash (1991)	
EDUCATION (excluding schools)				Cancelled, Abated or Adjusted (1991)	33,700.00
Libraries	1,180,970.00			Balance December 31, 1991	821,180.00
Other Educational Services	131,648.00			CURRENT FINANCES DECEMBER 31, 1991	
STATUTORY EXPENDITURES				ASSETS	
Pensions & F.L.C.A.	3,604,236.00			Cash Dec. 31, 1991	4,316,396.28
Employee Fringe Benefits	8,767,691.00			Taxes Receivable	7,575,802.45
Other Statutory Expenditures	5,000.00			Tax Title Liens	5,656,821.21
CETA And Other Public Employment Programs				Foreclosed Property	821,180.00
MUNICIPAL FUNCTIONS TOTAL	83,310,595.67			Emergencies & Other Deferred Charges	2,796.66
CAPITAL IMPROVEMENTS *MEMO*	150,000.00			State and Federal Aid Receivable	4,002,292.13
DEBT SERVICE				Other Receivables	39,758,346.26
Principal Payments	7,687,573.25			Total	62,133,634.99
Interest Payments	7,392,923.19			LIABILITIES, RESERVES, AND SURPLUS	
TYPE I SCHL DEBT *MEMO*	5,271,843.97			Cash Liabilities	45,743,239.04
DEFERRED CHARGES	52,796.66			Reserves for Receivables	15,207,149.92
SCHOOL, COUNTY, SPECIAL DISTRICT TAXES	51,354,567.07			Surplus Dec. 31, 1991	1,183,246.03
RESERVE FOR UNCOLLECTED TAXES	7,370,307.25			Total	62,133,634.99
EXPENDITURES TOTAL	157,168,663.09				

0814
Population 1980 6,944
Population 1990 6,577
S & P Rating
Moody Rating

General Tax Rate Per \$100. 2.95
State Equalized Tax Rate 2.55

PAULSBORO BOROUGH - GLOUCESTER CO.
Form of Government
Borough Council
Number of Members - 6

PER CAPITA:
Gross Debt 209.13
Net Debt 69.24
Debt Service 17.49
Total Tax Levy 938.19
Municipal Expenditures 389.57
PER CENT:
Gross Debt .68
Net Debt .23
Tax Levy Collected 93.77
Tax Levy Cancelled, Abated or Adjusted .20

EXPENDITURES		REVENUES-REALIZED		1991 PROPERTY TAX	
GENERAL GOVERNMENT				STATE EQUALIZED TAX RATE 1.68	
Governing Body & Public Boards				Local District School Taxes 2,383,236.98	
Municipal Clerk	31,175.00	1991 Property Taxes Collected 5,785,980.41		Regional & Consolidated School Tax	
Financial Administration	68,123.00	1991 Payments in Lieu of Taxes		School Taxes in Municipal Budget	
Assessment of Taxes	15,000.00	Delinquent Tax & Lien Collections 437,532.03		County Taxes .60 1,333,947.83	
Collection of Taxes	63,013.00	Business Personalty Replacement Taxes 122,361.64		County Library Taxes	
Planning, Housing & Development	7,802.00	Taxes from Public Utilities 192,548.00		Local Municipal Purpose Taxes .86 1,906,753.78	
Human Resources	98,760.00	Other Miscellaneous Tax Revenues		Veteran & Senior Citizen Taxes 82,200.00	
Elections	3,200.00	State Aid Revenues 569,481.10		Total Taxes for Rate Computation 2.54 5,712,138.59	
General Administration (other)	147,372.00	Federal Aid Revenues		Special District Taxes	
JUDICIARY		State and Local Fiscal Assistance Act Utilized		Bank Corp. Taxes	
Municipal Courts	45,444.74	Sale of Acquired Property 5.72		Added and Omitted Taxes 546,510.30	
PUBLIC SAFETY		Other Miscellaneous Revenues 391,201.54		Total Taxes Levied - ABSTRACT 6,170,448.89	
Fire Protection	23,158.40	Total 7,499,110.44		Total Taxes Billed 6,170,448.89	
Police Protection	71,906.35	Prior Years Surplus Appropriated 340,000.00		1991 TAXES COLLECTED	
Civil Defense & Disaster Control	1,000.00	REVENUES TOTAL 7,839,110.44		1991 Taxes Cancelled, Abated or Adjusted 12,146.56	
Environmental Inspection & Control	70,466.00	Reserve For Uncollected Taxes 487,591.79		Transfer to Tax Title Liens or Foreclosed 71,311.29	
Other Public Safety		CAPITAL OUTLAY TOTAL 84,568.15		Balance Outstanding Dec. 31, 1991 301,010.63	
PUBLIC WORKS				PRIOR YEARS TAXES OUTSTANDING	
Streets and Drainage	390,107.00	Public Enterprises 82,575.15		Balance January 1, 1991 359,642.40	
Sewers and Sewage Processing		Recreation-Culture		Collected in 1991 301,590.07	
Garbage and Trash Disposal	554,541.34	Public Works		Cancelled, Abated or Adjusted 1991	
Public Buildings and Grounds	51,324.00	Buildings and Grounds 1,993.00		Transfers to Tax Title Liens or Foreclosed 26,559.29	
Other Public Works	8,215.00	Library and Education		Balance December 31, 1991 31,493.04	
HEALTH and WELFARE		Conservation		TAX TITLE LIENS OUTSTANDING	
Health Services Except Environmental	2,381.00	All Other		Balance January 1, 1991 179,503.85	
Welfare-Public Assistance	20,844.00	CAPITAL DEBT AUTHORIZED, DECEMBER 31, 1991		Transfer From Taxes 100,734.80	
Hospital, Clinics, First Aid		ISSUED AND UNISSUED GROSS DEBT NET DEBT		Redeemed in 1991 135,941.96	
Animal, Insect, & Rodent Control	6,000.00	School 290,000		Cancelled, Abated or Adjusted (1991)	
Other Welfare Services		Self-Liquidating 630,000		Transfers to Foreclosed Property 4,897.97	
RECREATION and CONSERVATION		Other 455,419 455,419		Balance December 31, 1991 139,398.72	
Beaches and Boardwalks		Total 1,375,419 455,419		PROPERTY ACQUIRED BY DEED OR FORECLOSURE	
Parks, Playgrounds, Shade Trees	16,800.00	ISSUED AND OUTSTANDING		Balance January 1, 1991 369,502.03	
Land Reclamation & Conservation	10,976.00	School 290,000.00		Transfers From Taxes or Liens 4,897.97	
Other Recreational Services	2,400.00	Self-Liquidating 430,000.00		Sale for Cash (1991)	
EDUCATION (excluding schools)		Other 455,419.54 1,175,419.54		Cancelled, Abated or Adjusted (1991)	
Libraries	69,150.00	Total		Balance December 31, 1991 374,400.00	
Other Educational Services		EQUALIZED VALUATION BASIS		CURRENT FINANCES DECEMBER 31, 1991	
STATUTORY EXPENDITURES		FOR NET DEBT COMPUTATION 200,947,080		ASSETS	
Pensions & F. I. C. A.	157,716.00	REAL PROPERTY VALUATIONS		Cash Dec. 31, 1991 1,786,940.76	
Employee Fringe Benefits		Code Class # of Parcels % VAL'N ASSESSED VALUATION		Taxes Receivable 332,503.67	
Other Statutory Expenditures	6,236.00	1 Vacant Land 250 1.70 3,187,700.00		Tax Title Liens 139,398.72	
CETA And Other Public Employment Programs		2 Residential 1970 52.96 99,155,300.00		Foreclosed Property 374,400.00	
MUNICIPAL FUNCTIONS TOTAL 1,943,661.33		3 Farm		Emergencies & Other Deferred Charges 15,860.00	
CAPITAL IMPROVEMENTS *MEMO*		4a Commercial 168 35.36 66,198,400.00		State and Federal Aid Receivable 145,848.00	
DEBT SERVICE		4b Industrial 8 7.26 13,601,300.00		Other Receivables 6,072.35	
Principal Payments 78,514.77		4c Apartments 14 2.72 5,093,400.00		Total 2,801,023.50	
Interest Payments 36,548.99		Total 2410 187,236,100.00		LIABILITIES, RESERVES, AND SURPLUS	
DEFERRED CHARGES 15,860.00		Land Area 2.09 Sq. Miles		Cash Liabilities 703,828.11	
SCHOOL, COUNTY, SPECIAL DISTRICT TAXES 3,717,134.81		Net Valuation Taxable-Municipal 190,684,561		Reserves for Receivables 852,374.74	
RESERVE FOR UNCOLLECTED TAXES 487,591.79		Net Valuation Taxable-County 212,430,928		Surplus Dec. 31, 1991 1,244,820.65	
EXPENDITURES TOTAL 5,279,361.69		State Equalized Valuation 220,257,285		Total 2,801,023.50	
		State Equalization Ratio 86.36			

1815

Population 1980 2,038
 Population 1990 2,111
 S & P Rating
 Moody Rating

General Tax Rate Per \$100.

1.15

State Equalized Tax Rate

1.23

PEAPACK-GLADSTONE BORO. - SOMERSET CC

Form of Government

Borough Council

Number of Members - 6

PER CAPITA:

Gross Debt 840.42
 Net Debt 840.42
 Debt Service 52.50
 Total Tax Levy 3,093.95
 Municipal Expenditures 1,517.37

PER CENT:

Gross Debt .33
 Net Debt .33
 Tax Levy Collected 88.97
 Tax Levy Cancelled, Abated or Adjusted 8.90

EXPENDITURES		REVENUES-REALIZED		1991 PROPERTY TAX	
GENERAL GOVERNMENT		1991 Property Taxes Collected		STATE EQUALIZED TAX RATE .37	
Governing Body & Public Boards		1991 Payments in Lieu of Taxes	5,826,254.03	Local District School Taxes	1,968,507.00
Municipal Clerk		Delinquent Tax & Lien Collections	142,948.07	Regional & Consolidated School Tax	
Financial Administration	72,820.00	Business Personalty Replacement Taxes	28,648.76	School Taxes in Municipal Budget	
Assessment of Taxes	27,200.00	Taxes from Public Utilities	200,214.00	County Taxes	.31 *
Collection of Taxes	39,300.00	Other Miscellaneous Tax Revenues		County Library Taxes	.02
Planning, Housing & Development	33,046.00	State Aid Revenues	60,040.90	Local Municipal Purpose Taxes	.52
Human Resources	34,882.90	Federal Aid Revenues		Veteran & Senior Citizen Taxes	
Elections		State and Local Fiscal Assistance Act Utilized		Total Taxes for Rate Computation	1.22
General Administration (other)	552,193.80	Sale of Acquired Property		Special District Taxes	
JUDICIARY		Other Miscellaneous Revenues	293,845.40	Bank Corp. Taxes	
Municipal Courts	28,551.02	Total	6,551,951.21	Added and Omitted Taxes	17,911.40
PUBLIC SAFETY		Prior Years Surplus Appropriated		Total Taxes Levied - ABSTRACT	6,531,325.20
Fire Protection	74,080.90	REVENUES TOTAL	6,551,951.21	Total Taxes Billed	6,548,357.47
Police Protection	374,051.12	Reserve For Uncollected Taxes	909,286.75	1991 TAXES COLLECTED	5,826,254.08
Civil Defense & Disaster Control	1,400.00	CAPITAL OUTLAY TOTAL	280,033.58	1991 Taxes Cancelled, Abated or Adjusted	582,564.94
Environmental Inspection & Control	44,880.00			Transfer to Tax Title Liens or Foreclosed	
Other Public Safety				Balance Outstanding Dec. 31, 1991	139,538.45
PUBLIC WORKS				PRIOR YEARS TAXES OUTSTANDING	
Streets and Drainage	204,011.63	Public Enterprises	23,261.13	Balance January 1, 1991	673,562.37
Sewers and Sewage Processing	9,650.00	Recreation-Culture		Collected in 1991	142,948.07
Garbage and Trash Disposal	202,950.00	Public Works	61,747.41	Cancelled, Abated or Adjusted 1991	523,486.70
Public Buildings and Grounds	123,355.18	Buildings and Grounds	195,025.04	Transfers to Tax Title Liens or Foreclosed	
Other Public Works	20,000.00	Library and Education		Balance December 31, 1991	7,127.60
HEALTH and WELFARE		Conservation		TAX TITLE LIENS OUTSTANDING	
Health Services Except Environmental	17,723.00	All Other		Balance January 1, 1991	
Welfare-Public Assistance	1,417.00			Transfer From Taxes	
Hospital, Clinics, First Aid				Redeemed in 1991	
Animal, Insect, & Rodent Control				Cancelled, Abated or Adjusted (1991)	
Other Welfare Services				Transfers to Foreclosed Property	
RECREATION and CONSERVATION				Balance December 31, 1991	
Beaches and Boardwalks				PROPERTY ACQUIRED BY DEED OR	
Parks, Playgrounds, Shade Trees				FORECLOSURE	
Land Reclamation & Conservation	3,529.54			Balance January 1, 1991	139,900.00
Other Recreational Services	17,433.00			Transfers From Taxes or Liens	
EDUCATION (excluding schools)				Sale for Cash (1991)	
Libraries	3,300.00			Cancelled, Abated or Adjusted (1991)	
Other Educational Services				Balance December 31, 1991	139,900.00
STATUTORY EXPENDITURES				CURRENT FINANCES DECEMBER 31, 1991	
Pensions & F. L. C. A.	104,500.00			ASSETS	
Employee Fringe Benefits	108,363.75			Cash Dec. 31, 1991	1,597,295.10
Other Statutory Expenditures				Taxes Receivable	146,666.05
CETA And Other Public Employment Programs				Tax Title Liens	
MUNICIPAL FUNCTIONS TOTAL	2,103,688.34			Foreclosed Property	139,900.00
CAPITAL IMPROVEMENTS * MEMO *				Emergencies & Other Deferred Charges	15,380.00
DEBT SERVICE				State and Federal Aid Receivable	1,394.83
Principal Payments	42,681.04			Other Receivables	4,232.20
Interest Payments	63,141.72			Total	1,904,868.18
DEFERRED CHARGES	79,380.00			LIABILITIES, RESERVES, AND SURPLUS	
SCHOOL, COUNTY, SPECIAL DISTRICT TAXES	3,727,102.93			Cash Liabilities	814,221.40
RESERVE FOR UNCOLLECTED TAXES	909,286.75			Reserves for Receivables	290,798.25
EXPENDITURES TOTAL	6,930,231.18			Surplus Dec. 31, 1991	799,848.53
				Total	1,904,868.18

0328
Population 1980 1,198
Population 1990 1,367
S & P Rating
Moody Rating

General Tax Rate Per \$100. 2.96
State Equalized Tax Rate 2.14

PEMBERTON BOROUGH - BURLINGTON CO.
Form of Government
Borough Council
Number of Members - 6

PER CAPITA:
Gross Debt 689.45
Net Debt 492.05
Debt Service 9.42
Total Tax Levy 645.50
Municipal Expenditures 417.40
PER CENT:
Gross Debt 2.57
Net Debt 1.84
Tax Levy Collected 91.76
Tax Levy Cancelled, Abated or Adjusted 10

EXPENDITURES		REVENUES-REALIZED		1991 PROPERTY TAX	
GENERAL GOVERNMENT		1991 Property Taxes Collected		STATE EQUALIZED TAX RATE	
Governing Body & Public Boards				Local District School Taxes	1.17
Municipal Clerk			309,754.78	Regional & Consolidated School Tax	
Financial Administration	10,639.00	1991 Payments in Lieu of Taxes		School Taxes in Municipal Budget	
Assessment of Taxes	5,550.00	Delinquent Tax & Lien Collections	68,199.47	County Taxes	.50
Collection of Taxes	5,950.00	Business Personalty Replacement Taxes	10,291.60	County Library Taxes	.03
Planning, Housing & Development	3,387.00	Taxes from Public Utilities	37,597.00	Local Municipal Purpose Taxes	.44
Human Resources	42,439.50	Other Miscellaneous Tax Revenues		Veteran & Senior Citizen Taxes	
Elections		State Aid Revenues	92,626.47	Total Taxes for Rate Computation	2.14
General Administration (other)	76,293.95	Federal Aid Revenues		Special District Taxes	
JUDICIARY		State and Local Fiscal Assistance Act Utilized		Bank Corp. Taxes	
Municipal Courts	42,525.00	Sale of Acquired Property		Added and Omitted Taxes	5,399.57
PUBLIC SAFETY		Other Miscellaneous Revenues	127,086.83	Total Taxes Levied - ABSTRACT	882,401.49
Fire Protection	15,771.68	Total	1,145,556.15	Total Taxes Billed	882,493.35
Police Protection	100,993.26	Prior Years Surplus Appropriated	110,000.00	1991 TAXES COLLECTED	809,754.78
Civil Defense & Disaster Control	7,100.00	REVENUES TOTAL	1,255,556.15	1991 Taxes Cancelled, Abated or Adjusted	881.22
Environmental Inspection & Control	16,321.00	Reserve For Uncollected Taxes	120,498.37	Transfer to Tax Title Liens or Foreclosed	3,007.51
Other Public Safety		CAPITAL OUTLAY TOTAL	346,717.47	Balance Outstanding Dec. 31, 1991	68,849.84
PUBLIC WORKS				PRIOR YEARS TAXES OUTSTANDING	
Streets and Drainage	6,067.94	Public Enterprises	48,484.34	Balance January 1, 1991	65,977.50
Sewers and Sewage Processing		Recreation-Culture		Collected in 1991	65,900.44
Garbage and Trash Disposal	56,500.00	Public Works		Cancelled, Abated or Adjusted 1991	
Public Buildings and Grounds	10,823.30	Buildings and Grounds	298,233.13	Transfers to Tax Title Liens or Foreclosed	
Other Public Works		Library and Education		Balance December 31, 1991	77.06
HEALTH and WELFARE		Conservation		TAX TITLE LIENS OUTSTANDING	
Health Services Except Environmental	900.00	All Other		Balance January 1, 1991	15,249.76
Welfare-Public Assistance	4,342.00			Transfer From Taxes	3,007.51
Hospital, Clinics, First Aid				Redeemed in 1991	2,299.03
Animal, Insect, & Rodent Control				Cancelled, Abated or Adjusted (1991)	
Other Welfare Services				Transfers to Foreclosed Property	
RECREATION and CONSERVATION				Balance December 31, 1991	15,958.24
Beaches and Boardwalks				PROPERTY ACQUIRED BY DEED OR	
Parks, Playgrounds, Shade Trees	1,500.00			FORECLOSURE	
Land Reclamation & Conservation				Balance January 1, 1991	
Other Recreational Services				Transfers From Taxes or Liens	
EDUCATION (excluding schools)				Sole for Cash (1991)	
Libraries	5,000.00			Cancelled, Abated or Adjusted (1991)	
Other Educational Services				Balance December 31, 1991	
STATUTORY EXPENDITURES				CURRENT FINANCES DECEMBER 31, 1991	
Pensions & F. L. C. A.	19,000.00			ASSETS	
Employee Fringe Benefits	6,100.00			Cash Dec. 31, 1991	479,990.00
Other Statutory Expenditures				Taxes Receivable	68,926.90
CETA And Other Public Employment Programs				Tax Title Liens	15,958.24
MUNICIPAL FUNCTIONS TOTAL	437,208.63			Foreclosed Property	
CAPITAL IMPROVEMENTS *MEMO*	10,000.00			Emergencies & Other Deferred Charges	
DEBT SERVICE				State and Federal Aid Receivable	
Principal Payments	10,000.00			Other Receivables	4,372.47
Interest Payments	2,882.05			Total	569,247.61
DEFERRED CHARGES				LIABILITIES, RESERVES, AND SURPLUS	
SCHOOL, COUNTY, SPECIAL DISTRICT TAXES	697,001.92			Cash Liabilities	236,924.84
RESERVE FOR UNCOLLECTED TAXES	120,498.37			Reserves for Receivables	89,257.61
EXPENDITURES TOTAL	1,267,590.97			Surplus Dec. 31, 1991	243,065.16
				Total	569,247.61

0329

Population 1980 29,720
 Population 1990 31,342
 S & P Rating
 Moody Rating AAA

General Tax Rate Per \$100.

2.13

State Equalized Tax Rate

2.24

PEMBERTON TWP. - BURLINGTON COUNTY

Form of Government
 Township Committee
 Number of Members - 5

PER CAPITA:

Gross Debt 651.62
 Net Debt 263.90
 Debt Service 26.86
 Total Tax Levy 556.87
 Municipal Expenditures 413.90

PER CENT:

Gross Debt 2.82
 Net Debt 1.14
 Tax Levy Collected 87.82
 Tax Levy Cancelled, Abated or Adjusted .34

EXPENDITURES		REVENUES-REALIZED		1991 PROPERTY TAX	
GENERAL GOVERNMENT				STATE EQUALIZED TAX RATE 1.17	
Governing Body & Public Boards				Local District School Taxes 9,110,454.48	
Municipal Clerk	164,535.00	1991 Property Taxes Collected 15,327,779.00		Regional & Consolidated School Tax	
Financial Administration	234,323.00			School Taxes in Municipal Budget	
Assessment of Taxes	129,909.00	Delinquent Tax & Lien Collections 1,687,270.00		County Taxes .51 3,959,396.09	
Collection of Taxes	144,944.00	Business Personalty Replacement Taxes 50,811.00		Caunty Library Taxes .03 244,678.35	
Planning, Housing & Development	145,994.00	Taxes from Public Utilities 1,409,143.00		Local Municipal Purpose Taxes .52 4,028,037.00	
Human Resources	363,917.00	Other Miscellaneous Tax Revenues		Veteran & Senior Citizen Taxes 198,600.00	
Elections		State Aid Revenues 2,353,660.00		Total Taxes for Rate Computation 2.23 17,541,165.92	
General Administration (other)	1,201,842.00	Federal Aid Revenues		Special District Taxes	
JUDICIARY		State and Local Fiscal Assistance Act Utilized		Bank Corp. Taxes	
Municipal Courts	204,857.00	Sole of Acquired Property		Added and Omitted Taxes 110,829.00	
PUBLIC SAFETY		Other Miscellaneous Revenues 3,626,568.00		Total Taxes Levied - ABSTRACT 17,453,394.92	
Fire Protection	125,185.00	Total 24,455,231.00		Total Taxes Billed 17,454,048.00	
Police Protection	2,205,068.00	Prior Years Surplus Appropriated 500,000.00		1991 TAXES COLLECTED 15,327,779.00	
Civil Defense & Disaster Control	1,800.00	REVENUES TOTAL 24,955,231.00		1991 Taxes Cancelled, Abated or Adjusted 60,099.00	
Environmental Inspection & Control	229,166.00	Reserve For Uncollected Tax : 2,622,525.00		Transfer to Tax Title Liens or Foreclosed 638,728.00	
Other Public Safety		CAPITAL OUTLAY TOTAL 1,192,875.00		Balance Outstanding Dec. 31, 1991 1,427,442.00	
PUBLIC WORKS				PRIOR YEARS TAXES OUTSTANDING	
Streets and Drainage	924,479.00	Public Enterprises 56,923.00		Balance January 1, 1991 1,428,070.00	
Sewers and Sewage Processing	23,438.00	Recreation-Culture		Collected in 1991 1,139,924.00	
Garbage and Trash Disposal	1,018,943.00	Public Works		Cancelled, Abated or Adjusted 1991 46,764.00	
Public Buildings and Grounds	353,152.00	Buildings and Grounds 1,135,952.00		Transfers to Tax Title Liens or Foreclosed 220,781.00	
Other Public Works		Library and Education		Balance December 31, 1991 20,601.00	
HEALTH and WELFARE		Conservation		TAX TITLE LIENS OUTSTANDING	
Health Services Except Environmental	22,237.00	All Other		Balance January 1, 1991 2,733,147.00	
Welfare-Public Assistance	153,538.00	CAPITAL DEBT AUTHORIZED, DECEMBER 31, 1991		Transfer From Taxes 915,552.00	
Hospital, Clinics, First Aid		ISSUED AND UNISSUED GROSS DEBT NET DEBT		Redeemed in 1991 536,489.00	
Animal, Insect, & Rodent Control	53,277.00	School 467,000		Cancelled, Abated or Adjusted (1991)	
Other Welfare Services		Self-Liquidating 11,700,790 15,740		Transfers to Foreclosed Property	
RECREATION and CONSERVATION		Other 8,255,324 8,255,324		Balance December 31, 1991 3,112,210.00	
* Beaches and Boardwalks		Total 20,423,114 8,271,064		PROPERTY ACQUIRED BY DEED OR FORECLOSURE	
Parks, Playgrounds, Shade Trees		ISSUED AND OUTSTANDING		Balance January 1, 1991 911,233.00	
Land Reclamation & Conservation	6,515.02	School 467,000.00		Transfers From Taxes or Liens	
Other Recreational Services	215,000.00	Self-Liquidating 10,700,765.00		Sale for Cash (1991)	
EDUCATION (excluding schools)		Other 5,932,300.00		Cancelled, Abated or Adjusted (1991)	
Libraries	10,000.00	Total 17,100,065.00		Balance December 31, 1991 911,233.00	
Other Educational Services		EQUALIZED VALUATION BASIS		CURRENT FINANCES DECEMBER 31, 1991	
STATUTORY EXPENDITURES		FOR NET DEBT COMPUTATION 723,036,576		ASSETS	
Pensions & F. I. C. A.	511,500.00	REAL PROPERTY VALUATIONS		Cash Dec. 31, 1991 3,569,632.00	
Employee Fringe Benefits	801,500.00	Code Class # of Parcels % VAL'N ASSESSED VALUATION		Taxes Receivable 1,448,043.00	
Other Statutory Expenditures		1 Vacant Land 4794 4.96 40,001,450.00		Tax Title Liens 3,112,210.00	
CETA And Other Public Employment Programs		2 Residential 7494 83.70 675,166,300.00		Foreclosed Property 911,233.00	
MUNICIPAL FUNCTIONS TOTAL 9,249,169.02		3 Farm 473 2.41 19,480,700.00		Emergencies & Other Deferred Charges 214,033.00	
CAPITAL IMPROVEMENTS * MEMO* 107,500.00		4a Commercial 149 5.15 41,538,600.00		State and Federal Aid Receivable 485,046.00	
DEBT SERVICE		4b Industrial 6 .74 5,987,400.00		Other Receivables 431,664.00	
Principal Payments 337,500.00		4c Apartments 11 3.03 24,463,000.00		Total 10,171,661.00	
Interest Payments 504,379.00		Total 12930 806,637,450.00		LIABILITIES, RESERVES, AND SURPLUS	
DEFERRED CHARGES 258,745.00		Land Area 64.67 Sq. Miles		Cash Liabilities 2,055,152.00	
SCHOOL, COUNTY, SPECIAL DISTRICT TAXES 13,314,529.92		Net Valuation Taxable-Municipal 814,617,809		Reserves for Receivables 5,900,471.00	
RESERVE FOR UNCOLLECTED TAXES 2,622,525.00		Net Valuation Taxable-County 731,334,533		Surplus Dec. 31, 1991 2,216,038.00	
EXPENDITURES TOTAL 26,236,346.94		State Equalized Valuation 775,767,766		Total 10,171,661.00	
		State Equalization Ratio 105.06			

1108

Population 1980 2,109
 Population 1990 2,537
 S & P Rating
 Moody Rating A1

General Tax Rate Per \$100.

3.94

State Equalized Tax Rate

1.77

PENNINGTON BOROUGH - MERCER CO.
 Form of Government
 Borough Council
 Number of Members - 6

PER CAPITA:

Gross Debt 915.90
 Net Debt 639.98
 Debt Service
 Total Tax Levy 1,561.34
 Municipal Expenditures 457.11

PER CENT:

Gross Debt 1.08
 Net Debt .76
 Tax Levy Collected 97.03
 Tax Levy Cancelled, Abated or Adjusted .77

EXPENDITURES		REVENUES-REALIZED		1991 PROPERTY TAX	
GENERAL GOVERNMENT				STATE EQUALIZED TAX RATE →	
Governing Body & Public Boards		1991 Property Taxes Collected	3,845,831.57	Local District School Taxes	
Municipal Clerk		1991 Payments in Lieu of Taxes		Regional & Consolidated School Tax 1.07	2,346,328.31
Financial Administration	10,992.00	Delinquent Tax & Lien Collections	91,074.77	School Taxes in Municipal Budget	
Assessment of Taxes	3,270.00	Business Personalty Replacement Taxes	22,639.08	County Taxes .50	1,087,010.53
Collection of Taxes	8,950.00	Taxes from Public Utilities	144,138.00	County Library Taxes	
Planning, Housing & Development	32,435.00	Other Miscellaneous Tax Revenues		Local Municipal Purpose Taxes .21	453,164.44
Human Resources	38,181.39	State Aid Revenues	82,467.00	Veteran & Senior Citizen Taxes	9,950.00
Elections	1,250.00	Federal Aid Revenues		Total Taxes for Rate Computation 1.78	3,896,453.28
General Administration (other)	121,795.76	State and Local Fiscal Assistance Act Utilized		Special District Taxes	48,991.00
JUDICIARY		Sale of Acquired Property	11,010.27	Bank Corp. Taxes	
Municipal Courts	20,200.00	Other Miscellaneous Revenues	476,999.95	Added and Omitted Taxes	25,635.35
PUBLIC SAFETY		Total	4,674,160.64	Total Taxes Levied - ABSTRACT	3,961,129.63
Fire Protection		Prior Years Surplus Appropriated		Total Taxes Billed	3,963,530.02
Police Protection	139,002.38	REVENUES TOTAL	4,674,160.64	1991 TAXES COLLECTED	3,845,831.57
Civil Defense & Disaster Control	200.00	Reserve For Uncollected Taxes	183,420.62	1991 Taxes Cancelled, Abated or Adjusted	30,353.82
Environmental Inspection & Control	27,250.00	CAPITAL OUTLAY TOTAL	191,871.05	Transfer to Tax Title Liens or Foreclosed	
Other Public Safety				Balance Outstanding Dec. 31, 1991	87,344.63
PUBLIC WORKS				PRIOR YEARS TAXES OUTSTANDING	
Streets and Drainage	154,817.15	Public Enterprises	174,871.05	Balance January 1, 1991	91,074.77
Sewers and Sewage Processing		Recreation—Culture		Collected in 1991	91,074.77
Garbage and Trash Disposal	223,326.50	Public Works		Cancelled, Abated or Adjusted 1991	
Public Buildings and Grounds	40,487.50	Buildings and Grounds	17,000.00	Transfers to Tax Title Liens or Foreclosed	
Other Public Works		Library and Education		Balance December 31, 1991	
HEALTH and WELFARE		Conservation		TAX TITLE LIENS OUTSTANDING	
Health Services Except Environmental	13,650.00	All Other		Balance January 1, 1991	
Welfare-Public Assistance	350.00	CAPITAL DEBT AUTHORIZED, DECEMBER 31, 1991		Transfer From Taxes	
Hospital, Clinics, First Aid		ISSUED AND UNISSUED		Redeemed in 1991	
Animal, Insect, & Rodent Control		School	455,669	Cancelled, Abated or Adjusted (1991)	
Other Welfare Services		Self-Liquidating	1,365,670	Transfers to Foreclosed Property	
RECREATION and CONSERVATION		Other	502,289	Balance December 31, 1991	
Beaches and Boardwalks		Total	2,323,628	PROPERTY ACQUIRED BY DEED OR FORECLOSURE	
Parks, Playgrounds, Shade Trees	9,387.00	ISSUED AND OUTSTANDING		Balance January 1, 1991	17,810.00
Land Reclamation & Conservation		School	455,669.09	Transfers From Taxes or Liens	
Other Recreational Services	17,233.00	Self-Liquidating	1,025,000.00	Sale for Cash (1991)	
EDUCATION (excluding schools)		Other	350,000.00	Cancelled, Abated or Adjusted (1991)	
Libraries	45,816.25	Total	1,830,669.09	Balance December 31, 1991	17,810.00
Other Educational Services		EQUALIZED VALUATION BASIS		CURRENT FINANCES DECEMBER 31, 1991	
STATUTORY EXPENDITURES		FOR NET DEBT COMPUTATION	214,400,657	ASSETS	
Pensions & F. L. C. A.	44,363.50	REAL PROPERTY VALUATIONS		Cash Dec. 31, 1991	
Employee Fringe Benefits	18,311.50	Code Class # of Parcels % VAL'N		Taxes Receivable	87,344.63
Other Statutory Expenditures		1 Vacant Land 50 .76	734,200.00	Tax Title Liens	
CETA And Other Public Employment Programs		2 Residential 790 88.07	85,574,025.00	Foreclosed Property	17,810.00
MUNICIPAL FUNCTIONS TOTAL	976,268.93	3 Farm 2 .01	8,050.00	Emergencies & Other Deferred Charges	
CAPITAL IMPROVEMENTS *MEMO*	20,000.00	4a Commercial 45 10.03	9,742,750.00	State and Federal Aid Receivable	604,556.37
DEBT SERVICE		4b Industrial 4 1.14	1,112,400.00	Other Receivables	108,450.44
Principal Payments		4c Apartments		Total	818,161.44
Interest Payments		Total 891	97,171,425.00	LIABILITIES, RESERVES, AND SURPLUS	
DEFERRED CHARGES		Land Area .99 Sq. Miles		Cash Liabilities	301,469.20
SCHOOL COUNTY, SPECIAL DISTRICT TAXES	3,482,329.84	Net Valuation Taxable-Municipal	98,694,077	Reserves for Receivables	212,446.23
RESERVE FOR UNCOLLECTED TAXES	183,420.62	Net Valuation Taxable-County	222,901,325	Surplus Dec. 31, 1991	304,246.01
EXPENDITURES TOTAL	4,662,019.39	State Equalized Valuation	217,651,266	Total	818,161.44
		State Equalization Ratio	44.96		

1707

Population 1980 5,760
 Population 1990 5,228
 S & P Rating
 Moody Rating

General Tax Rate Per \$100.

3.09

State Equalized Tax Rate

3.42

PENNS GROVE BORO. - SALEM CO.
 Form of Government
 Borough Council
 Number of Members - 6

PER CAPITA:

Gross Debt 308.57
 Net Debt 40.56
 Debt Service 13.27
 Total Tax Levy 566.60
 Municipal Expenditures 779.50

PER CENT:

Gross Debt 2.11
 Net Debt .28
 Tax Levy Collected 82.00
 Tax Levy Cancelled, Abated or Adjusted .39

EXPENDITURES		REVENUES-REALIZED		1991 PROPERTY TAX	
GENERAL GOVERNMENT				STATE EQUALIZED TAX RATE →	
Governing Body & Public Boards		1991 Property Taxes Collected	2,430,873.70	Local District School Taxes	
Municipal Clerk		1991 Payments in Lieu of Taxes		Regional & Consolidated School Tax	1.35 1,165,999.21
Financial Administration	73,000.00	Delinquent Tax & Lien Collections	545,374.20	School Taxes in Municipal Budget	
Assessment of Taxes	12,900.00	Business Personality Replacement Taxes	64,363.60	County Taxes	.67 574,125.54
Collection of Taxes	54,600.00	Taxes from Public Utilities	211,320.00	County Library Taxes	
Planning, Housing & Development	700,640.00	Other Miscellaneous Tax Revenues		Local Municipal Purpose Taxes	1.40 1,205,498.79
Human Resources	159,126.97	State Aid Revenues	1,432,202.65	Veteran & Senior Citizen Taxes	47,450.00
Elections		Federal Aid Revenues		Total Taxes for Rate Computation	3.42 2,993,073.54
General Administration (other)	231,181.44	State and Local Fiscal Assistance Act Utilized		Special District Taxes	
JUDICIARY		Sale of Acquired Property		Bank Corp. Taxes	
Municipal Courts	71,536.79	Other Miscellaneous Revenues	378,340.52	Added and Omitted Taxes	16,567.37
PUBLIC SAFETY		Total	5,062,474.67	Total Taxes Levied - ABSTRACT	2,962,190.91
Fire Protection	54,117.00	Prior Years Surplus Appropriated	415,108.04	Total Taxes Billed	2,964,448.51
Police Protection	797,682.74	REVENUES TOTAL	5,477,582.71	1991 TAXES COLLECTED	2,430,873.70
Civil Defense & Disaster Control		Reserve For Uncollected Taxes	830,000.00	1991 Taxes Cancelled, Abated or Adjusted	11,581.59
Environmental Inspection & Control	62,000.00	CAPITAL OUTLAY TOTAL	34,799.51	Transfer to Tax Title Liens or Foreclosed	131,870.90
Other Public Safety				Balance Outstanding Dec. 31, 1991	390,122.32
PUBLIC WORKS				PRIOR YEARS TAXES OUTSTANDING	
Streets and Drainage	215,500.00	Public Enterprises		Balance January 1, 1991	560,642.69
Sewers and Sewage Processing	15,939.70	Recreation—Culture		Collected in 1991	450,302.50
Garbage and Trash Disposal	214,500.00	Public Works	425.00	Cancelled, Abated or Adjusted 1991	1,396.06
Public Buildings and Grounds	84,000.00	Buildings and Grounds	34,374.51	Transfers to Tax Title Liens or Foreclosed	86,728.76
Other Public Works		Library and Education		Balance December 31, 1991	22,215.37
HEALTH and WELFARE		Conservation		TAX TITLE LIENS OUTSTANDING	
Health Services Except Environmental	4,882.44	All Other		Balance January 1, 1991	253,668.63
Welfare—Public Assistance	10,300.00	CAPITAL DEBT AUTHORIZED, DECEMBER 31, 1991		Transfer From Taxes	211,568.19
Hospital, Clinics, First Aid	250.00	ISSUED AND UNISSUED		Redeemed in 1991	95,071.70
Animal, Insect, & Rodent Control	2,800.00	School	1,401,166	Cancelled, Abated or Adjusted (1991)	11,024.62
Other Welfare Services		Self-Liquidating		Transfers to Foreclosed Property	85,744.53
RECREATION and CONSERVATION		Other	212,039	Balance December 31, 1991	273,395.97
Beaches and Boardwalks		Total	1,613,205	PROPERTY ACQUIRED BY DEED OR	
Parks, Playgrounds, Shade Trees	1,500.00	ISSUED AND OUTSTANDING		FORECLOSURE	
Land Reclamation & Conservation	417.69	School	1,224,192.42	Balance January 1, 1991	707,600.64
Other Recreational Services	15,000.00	Self-Liquidating		Transfers From Taxes or Liens	102,699.36
EDUCATION (excluding schools)		Other	154,000.00	Sole for Cash (1991)	
Libraries	3,500.00	Total	1,378,192.42	Cancelled, Abated or Adjusted (1991)	209,700.00
Other Educational Services		EQUALIZED VALUATION BASIS		Balance December 31, 1991	600,600.00
STATUTORY EXPENDITURES		FOR NET DEBT COMPUTATION	76,386.697	CURRENT FINANCES DECEMBER 31, 1991	
Pensions & F. L. C. A.	145,423.00	REAL PROPERTY VALUATIONS		ASSETS	
Employee Fringe Benefits	168,687.00	Code Class # of Parcels % VAL'N		Cash Dec. 31, 1991	805,937.87
Other Statutory Expenditures	8,500.00	1 Vacant Land 330 2.72	2,502,200.00	Taxes Receivable	412,337.69
CETA And Other Public Employment Programs		2 Residential 1234 72.92	67,007,850.00	Tox Title Liens	273,395.97
MUNICIPAL FUNCTIONS TOTAL	3,107,984.77	3 Farm 2	1,900.00	Foreclosed Property	600,600.00
CAPITAL IMPROVEMENTS * MEMO *	20,000.00	4a Commercial 135 17.51	16,089,100.00	Emergencies & Other Deferred Charges	102,830.88
DEBT SERVICE		4b Industrial		State and Federal Aid Receivable	5,201.07
Principal Payments	55,600.00	4c Apartments 15 6.35	6,292,700.00	Other Receivables	108,930.04
Interest Payments	13,765.55	Total 1716	91,893,750.00	Total	2,309,233.52
DEFERRED CHARGES	67,865.91	Land Area .90 Sq. Miles		LIABILITIES, RESERVES, AND SURPLUS	
SCHOOL, COUNTY, SPECIAL DISTRICT TAXES	1,740,124.75	Net Valuation Taxable-Municipal	95,400,684	Cash Liabilities	292,400.99
RESERVE FOR UNCOLLECTED TAXES	830,000.00	Net Valuation Taxable-County	80,401,564	Reserves for Receivables	1,395,263.70
EXPENDITURES TOTAL	5,315,340.96	State Equalized Valuation	86,638,606	Surplus Dec. 31, 1991	621,562.83
		State Equalization Ratio	110.54	Total	2,309,233.52

0427
Population 1980 33,775
Population 1990 34,738
S & P Rating A+
Moody Rating AAA

General Tax Rate Per \$100. 7.30
State Equalized Tax Rate 2.60

PENNSAUKEN TOWNSHIP - CAMDEN CO.
Form of Government
Town Council
Number of Members - 5

PER CAPITA:
Gross Debt 766.48
Net Debt 656.42
Debt Service 113.73
Total Tax Levy 1,271.59
Municipal Expenditures 661.08
PER CENT:
Gross Debt 1.77
Net Debt 1.51
Tax Levy Collected 93.76
Tax Levy Cancelled, Abated or Adjusted .48

EXPENDITURES		REVENUES-REALIZED		1991 PROPERTY TAX	
GENERAL GOVERNMENT				STATE EQUALIZED TAX RATE	
Governing Body & Public Boards		1991 Property Taxes Collected	41,416,243.09	Local District School Taxes	1.15
Municipal Clerk	74,410.00	1991 Payments in Lieu of Taxes		Regional & Consolidated School Tax	
Financial Administration	305,073.00	Delinquent Tax & Lien Collections	1,766,211.26	School Taxes in Municipal Budget	
Assessment of Taxes	190,232.00	Business Personalty Replacement Taxes	1,142,005.60	County Taxes	.83
Collection of Taxes	126,193.00	Taxes from Public Utilities	3,670,256.31	County Library Taxes	
Planning, Housing & Development	115,026.00	Other Miscellaneous Tax Revenues		Local Municipal Purpose Taxes	.61
Human Resources	322,308.00	State Aid Revenues	2,842,846.70	Veteran & Senior Citizen Taxes	
Elections		Federal Aid Revenues		Total Taxes for Rate Computation	2.59
General Administration (other)	1,886,944.00	State and Local Fiscal Assistance Act Utilized		Special District Taxes	
JUDICIARY		Sale of Acquired Property		Bank Corp. Taxes	
Municipal Courts	440,364.00	Other Miscellaneous Revenues	3,961,982.61	Added and Omitted Taxes	175,978.29
PUBLIC SAFETY		Total	54,799,545.57	Total Taxes Levied - ABSTRACT	44,172,622.64
Fire Protection	872,987.00	Prior Years Surplus Appropriated	550,000.00	Total Taxes Billed	44,172,622.64
Police Protection	5,548,028.35	REVENUES TOTAL	55,349,545.57	1991 TAXES COLLECTED	41,416,243.09
Civil Defense & Disaster Control	12,275.00	Reserve For Uncollected Taxes	2,804,414.51	1991 Taxes Cancelled, Abated or Adjusted	214,030.42
Environmental Inspection & Control	503,269.00	CAPITAL OUTLAY TOTAL	3,429,091.94	Transfer to Tax Title Liens or Foreclosed	175,530.03
Other Public Safety				Balance Outstanding Dec. 31, 1991	2,366,819.10
PUBLIC WORKS				PRIOR YEARS TAXES OUTSTANDING	
Streets and Drainage	1,874,527.00	Public Enterprises	156,856.27	Balance January 1, 1991	2,225,397.50
Sewers and Sewage Processing		Recreation-Culture	279,500.61	Collected in 1991	1,665,276.74
Garbage and Trash Disposal		Public Works	797,491.26	Cancelled, Abated or Adjusted 1991	4,232.76
Public Buildings and Grounds	419,916.00	Buildings and Grounds	2,114,903.33	Transfers to Tax Title Liens or Foreclosed	58,995.16
Other Public Works		Library and Education	60,507.19	Balance December 31, 1991	492,892.84
HEALTH and WELFARE		Conservation	19,833.28	TAX TITLE LIENS OUTSTANDING	
Health Services Except Environmental	35,153.00	All Other		Balance January 1, 1991	285,459.73
Welfare-Public Assistance	99,371.00			Transfer From Taxes	246,635.05
Hospital, Clinics, First Aid		CAPITAL DEBT AUTHORIZED, DECEMBER 31, 1991		Redeemed in 1991	96,934.52
Animal, Insect, & Rodent Control		ISSUED AND UNISSUED		Cancelled, Abated or Adjusted (1991)	
Other Welfare Services		School	544,000	Transfers to Foreclosed Property	
RECREATION and CONSERVATION		Self-Liquidating	2,901,158	Balance December 31, 1991	435,160.26
Beaches and Boardwalks		Other	23,180,749	PROPERTY ACQUIRED BY DEED OR	
Parks, Playgrounds, Shade Trees	1,730.00	Total	26,625,907	FORECLOSURE	
Land Reclamation & Conservation	245.00			Balance January 1, 1991	1,256,412.50
Other Recreational Services	183,741.00	ISSUED AND OUTSTANDING		Transfers From Taxes or Liens	
EDUCATION (excluing schools)		School	544,000.00	Sale for Cash (1991)	
Libraries	508,480.00	Self-Liquidating	1,643,000.00	Cancelled, Abated or Adjusted (1991)	
Other Educational Services	9,480.00	Other	18,679,500.00	Balance December 31, 1991	1,256,412.50
STATUTORY EXPENDITURES		Total	20,866,500.00	CURRENT FINANCES DECEMBER 31, 1991	
Pensions & F. L. C. A.	1,080,824.95	EQUALIZED VALUATION BASIS		ASSETS	
Employee Fringe Benefits	1,400,159.76	FOR NET DEBT COMPUTATION	1,506,881,580	Cash Dec. 31, 1991	6,882,972.77
Other Statutory Expenditures		REAL PROPERTY VALUATIONS		Taxes Receivable	2,859,711.94
CETA And Other Public Employment Programs		Code Class # of Parcels % VAL'N		Tax Title Liens	435,160.26
MUNICIPAL FUNCTIONS TOTAL	16,070,787.06	1 Vacant Land 623 1.89	10,741,600.00	Foreclosed Property	1,256,412.50
CAPITAL IMPROVEMENTS *MEMO*	150,000.00	2 Residential 10770 51.30	291,797,100.00	Emergencies & Other Deferred Charges	290,394.79
DEBT SERVICE		3 Farm		State and Federal Aid Receivable	856,544.68
Principal Payments	2,415,000.00	4a Commercial 773 37.61	213,899,700.00	Other Receivables	1,528,466.68
Interest Payments	1,535,860.43	4b Industrial 36 7.36	41,858,400.00	Total	14,109,663.62
DEFERRED CHARGES	138,640.68	4c Apartments 29 1.35	10,493,200.00	LIABILITIES, RESERVES, AND SURPLUS	
SCHOOL, COUNTY, SPECIAL DISTRICT TAXES	34,135,764.35	Total 12236	568,795,000.00	Cash Liabilities	7,694,439.83
RESERVE FOR UNCOLLECTED TAXES	2,804,414.51	Land Area 10.56 Sq. Miles		Reserves for Receivables	6,079,751.38
EXPENDITURES TOTAL	57,100,467.03	Net Valuation Taxable-Municipal	571,732,107	Surplus Dec. 31, 1991	335,472.41
		Net Valuation Taxable-County	1,573,529,342	Total	14,109,663.62
		State Equalized Valuation	1,602,923,042		
		State Equalization Ratio	35.55		

1708

Population 1980 13,848

Population 1990 13,794

S & P Rating

Moody Rating A

General Tax Rate Per \$100.

6.86

State Equalized Tax Rate

1.73

PENNSVILLE TOWNSHIP - SALEM COUNTY

Form of Government

Township Council

Number of Members - 5

PER CAPITA:

Gross Debt

193.18

Net Debt

138.69

Debt Service

16.51

Total Tax Levy

925.58

Municipal Expenditures

608.71

PER CENT:

Gross Debt

.41

Net Debt

.30

Tax Levy Collected

93.25

Tax Levy Cancelled, Abated

or Adjusted

EXPENDITURES		REVENUES-REALIZED		1991 PROPERTY TAX	
GENERAL GOVERNMENT				STATE EQUALIZED TAX RATE	
Governing Body & Public Boards	42,412.00	1991 Property Taxes Collected	11,908,794.00	Local District School Taxes	.95 7,029,896.50
Municipal Clerk	53,875.00	1991 Payments in Lieu of Taxes		Regional & Consolidated School Tax	
Financial Administration	99,880.00	Delinquent Tax & Lien Collections	809,231.00	School Taxes in Municipal Budget	
Assessment of Taxes	37,710.00	Business Personalty Replacement Taxes	1,951,243.00	County Taxes	.75 5,515,006.90
Collection of Taxes	79,238.00	Taxes from Public Utilities		County Library Taxes	
Planning, Housing & Development	28,525.00	Other Miscellaneous Tax Revenues		Local Municipal Purpose Taxes	.02 162,567.00
Human Resources	213,421.00	State Aid Revenues	3,869,406.00	Veteran & Senior Citizen Taxes	156,150.00
Elections		Federal Aid Revenues		Total Taxes for Rate Computation	1.72 12,863,620.40
General Administration (other)	569,353.00	State and Local Fiscal Assistance Act Utilized		Special District Taxes	
JUDICIARY		Sale of Acquired Property		Bank Corp. Taxes	
Municipal Courts	107,867.00	Other Miscellaneous Revenues	1,288,296.00	Added and Omitted Taxes	60,013.00
PUBLIC SAFETY		Total	19,826,970.00	Total Taxes Levied - ABSTRACT	12,767,493.40
Fire Protection	193,697.00	Prior Years Surplus Appropriated	530,000.00	Total Taxes Billed	12,771,411.00
Police Protection	1,672,238.00	REVENUES TOTAL	20,356,970.00	1991 TAXES COLLECTED	11,908,794.00
Civil Defense & Disaster Control	27,060.00	Reserve For Uncollected Taxes	93,134.00	1991 Taxes Cancelled, Abated or Adjusted	
Environmental Inspection & Control	177,031.00	CAPITAL OUTLAY TOTAL	146,663.00	Transfer to Tax Title Liens or Foreclosed	90,781.00
Other Public Safety				Balance Outstanding Dec. 31, 1991	771,836.00
PUBLIC WORKS				PRIOR YEARS TAXES OUTSTANDING	
Streets and Drainage	1,120,340.00	Public Enterprises	100,837.00	Balance January 1, 1991	849,973.00
Sewers and Sewage Processing	343,989.00	Recreation-Culture	13,292.00	Collected in 1991	760,083.00
Garbage and Trash Disposal	391,130.83	Public Works	8,565.00	Cancelled, Abated or Adjusted 1991	226.00
Public Buildings and Grounds	188,120.00	Buildings and Grounds	23,969.00	Transfers to Tax Title Liens or Foreclosed	84,130.00
Other Public Works		Library and Education		Balance December 31, 1991	5,534.00
HEALTH and WELFARE		Conservation		TAX TITLE LIENS OUTSTANDING	
Health Services Except Environmental	106,570.00	All Other		Balance January 1, 1991	58,236.00
Welfare-Public Assistance	24,940.00	CAPITAL DEBT AUTHORIZED, DECEMBER 31, 1991		Transfer From Taxes	191,174.00
Hospital, Clinics, First Aid	6,000.00	ISSUED AND UNISSUED		Redeemed in 1991	49,148.00
Animal, Insect, & Rodent Control	21,800.00	School	616,667	Cancelled, Abated or Adjusted (1991)	
Other Welfare Services		Self-Liquidating	135,000	Transfers to Foreclosed Property	2,417.00
RECREATION and CONSERVATION		Other	1,913,125	Balance December 31, 1991	197,845.00
Beaches and Boardwalks	10,000.00	Total	2,664,792	PROPERTY ACQUIRED BY DEED OR	
Parks, Playgrounds, Shade Trees				FORECLOSURE	
Land Reclamation & Conservation	12,472.00	ISSUED AND OUTSTANDING		Balance January 1, 1991	157,611.00
Other Recreational Services	328,802.00	School	616,667.00	Transfers From Taxes or Liens	2,417.00
EDUCATION (excluding schools)		Self-Liquidating		Sale for Cash (1991)	
Libraries	84,800.00	Other	1,772,292.00	Cancelled, Abated or Adjusted (1991)	
Other Educational Services		Total	2,388,959.00	Balance December 31, 1991	160,028.00
STATUTORY EXPENDITURES		EQUALIZED VALUATION BASIS		CURRENT FINANCES DECEMBER 31, 1991	
Pensions & F. I. C. A.	529,677.00	FOR NET DEBT COMPUTATION	644,064,545	ASSETS	
Employee Fringe Benefits	564,600.00	REAL PROPERTY VALUATIONS		Cash Dec. 31, 1991	4,996,932.00
Other Statutory Expenditures	5,000.00	Code Class # of Parcels % VAL'N	ASSESSED VALUATION	Taxes Receivable	777,370.00
CETA And Other Public Employment Programs		1 Vacant Land 1323 1.74	3,201,500.00	Tax Title Liens	197,845.00
MUNICIPAL FUNCTIONS TOTAL	7,045,597.93	2 Residential 4365 51.88	95,551,800.00	Foreclosed Property	160,028.00
CAPITAL IMPROVEMENTS *MEMO*	35,000.00	3 Farm 296 1.07	1,955,300.00	Emergencies & Other Deferred Charges	5,712.00
DEBT SERVICE		4a Commercial 196 8.59	15,813,700.00	State and Federal Aid Receivable	19,779.00
Principal Payments	90,000.00	4b Industrial 5 34.19	62,960,796.00	Other Receivables	63,412.00
Interest Payments	137,686.00	4c Apartments 3 2.54	4,681,900.00	Total	6,221,078.00
		Total 6193	134,164,996.00	LIABILITIES, RESERVES, AND SURPLUS	
DEFERRED CHARGES	130,073.00	Land Area 23.10 Sq. Miles		Cash Liabilities	4,116,170.00
SCHOOL, COUNTY, SPECIAL DISTRICT TAXES	12,544,903.40	Net Valuation Taxable-Municipal	185,297,364	Reserves for Receivables	1,198,655.00
RESERVE FOR UNCOLLECTED TAXES	93,134.00	Net Valuation Taxable-County	749,464,716	Surplus Dec. 31, 1991	906,253.00
EXPENDITURES TOTAL	20,941,399.23	State Equalized Valuation	733,398,754	Total	6,221,078.00
		State Equalization Ratio	25.15		

1431
Population 1980 13,776
Population 1990 12,344
S & P Rating
Moody Rating A1

General Tax Rate Per \$100. 3.38
State Equalized Tax Rate 2.13

PEQUANNOCK TOWNSHIP - MORRIS CO.
Form of Government
Council-Manager Plan E (OMCL 50)
Number of Members - 5

PER CAPITA:
Gross Debt 705.36
Net Debt 480.60
Debt Service 61.81
Total Tax Levy 1,611.69
Municipal Expenditures 497.74
PER CENT:
Gross Debt .92
Net Debt .63
Tax Levy Collected 96.53
Tax Levy Cancelled, Abated or Adjusted .61

EXPENDITURES		REVENUES-REALIZED		1991 PROPERTY TAX	
GENERAL GOVERNMENT				STATE EQUALIZED TAX RATE 1.45	
Governing Body & Public Boards	1,850.00	1991 Property Taxes Collected 20,039,443.73		Local District School Taxes	14,054,133.00
Municipal Clerk		1991 Payments in Lieu of Taxes 30,440.00		Regional & Consolidated School Tax	
Financial Administration	215,965.00	Delinquent Tax & Lien Collections 492,572.68		School Taxes in Municipal Budget	
Assessment of Taxes		Business Personalty Replacement Taxes 125,830.92		County Taxes	2,651,251.73
Collection of Taxes		Taxes from Public Utilities 799,423.00		County Library Taxes	
Planning, Housing & Development	13,880.00	Other Miscellaneous Tax Revenues		Local Municipal Purpose Taxes	3,910,696.77
Human Resources	277,297.74	State Aid Revenues 780,110.89		Veteran & Senior Citizen Taxes	119,600.00
Elections		Federal Aid Revenues		Total Taxes for Rate Computation	20,735,681.50
General Administration (other)	529,000.00	State and Local Fiscal Assistance Act Utilized		Special District Taxes	
JUDICIARY		Sale of Acquired Property		Bank Corp. Taxes	
Municipal Courts	88,035.00	Other Miscellaneous Revenues 925,392.37		Added and Omitted Taxes	84,484.52
PUBLIC SAFETY		Total 23,213,213.59		Total Taxes Levied - ABSTRACT	20,700,566.02
Fire Protection	100,675.00	Prior Years Surplus Appropriated 1,225,000.00		Total Taxes Billed	20,758,974.39
Police Protection	165,419.67	REVENUES TOTAL 24,438,213.59		1991 TAXES COLLECTED	20,039,443.73
Civil Defense & Disaster Control	9,150.00	Reserve For Uncollected Taxes 969,035.00		1991 Taxes Cancelled, Abated or Adjusted	126,083.88
Environmental Inspection & Control	101,242.91	CAPITAL OUTLAY TOTAL 1,688,284.68		Transfer to Tax Title Liens or Foreclosed	12,716.26
Other Public Safety				Balance Outstanding Dec. 31, 1991	580,730.52
PUBLIC WORKS				PRIOR YEARS TAXES OUTSTANDING	
Streets and Drainage	346,563.00	Public Enterprises 71,619.19		Balance January 1, 1991	507,370.38
Sewers and Sewage Processing	231,216.00	Recreation-Culture		Collected in 1991	492,572.68
Garbage and Trash Disposal		Public Works 1,154,153.35		Cancelled, Abated or Adjusted 1991	10,963.42
Public Buildings and Grounds	282,077.09	Buildings and Grounds 462,512.14		Transfers to Tax Title Liens or Foreclosed	3,834.28
Other Public Works		Library and Education		Balance December 31, 1991	
HEALTH and WELFARE		Conservation		TAX TITLE LIENS OUTSTANDING	
Health Services Except Environmental	240,987.00	All Other		Balance January 1, 1991	25,984.93
Welfare-Public Assistance	3,050.00	CAPITAL DEBT AUTHORIZED, DECEMBER 31, 1991		Transfer From Taxes	10,289.39
Hospital, Clinics, First Aid		ISSUED AND UNISSUED GROSS DEBT NET DEBT		Redeemed in 1991	
Animal, Insect, & Rodent Control	11,100.00	School Self-Liquidating 2,795,910		Cancelled, Abated or Adjusted (1991)	
Other Welfare Services		Other 6,263,757		Transfers to Foreclosed Property	25,984.93
RECREATION and CONSERVATION		Total 9,059,667		Balance December 31, 1991	10,289.39
Beaches and Boardwalks		ISSUED AND OUTSTANDING		PROPERTY ACQUIRED BY DEED OR FORECLOSURE	
Parks, Playgrounds, Shade Trees	294,031.00	School		Balance January 1, 1991	659,589.45
Land Reclamation & Conservation	191,413.75	Self-Liquidating 1,875,100.00		Transfers From Taxes or Liens	36,860.55
Other Recreational Services	195,760.00	Other 5,780,010.00		Sale for Cash (1991)	
EDUCATION (excluding schools)		Total 7,655,110.00		Cancelled, Abated or Adjusted (1991)	
Libraries	452,091.00	EQUALIZED VALUATION BASIS FOR NET DEBT COMPUTATION 987,112,211		Balance December 31, 1991	696,450.00
Other Educational Services		REAL PROPERTY VALUATIONS		CURRENT FINANCES DECEMBER 31, 1991	
STATUTORY EXPENDITURES		Code Class # of Parcels % VAL'N ASSESSED VALUATION		ASSETS	
Pensions & F. L. C. A.	482,272.00	1 Vacant Land 230 2.14 13,036,250.00		Cash Dec. 31, 1991	3,424,177.88
Employee Fringe Benefits	390,000.00	2 Residential 4072 83.33 508,524,500.00		Taxes Receivable	580,730.52
Other Statutory Expenditures		3 Farm 42 .51 3,086,800.00		Tax Title Liens	10,289.39
CETA And Other Public Employment Programs		4a Commercial 177 12.11 73,885,550.00		Foreclosed Property	696,450.00
MUNICIPAL FUNCTIONS TOTAL 4,623,126.16		4b Industrial 11 1.71 10,435,600.00		Emergencies & Other Deferred Charges	60,977.91
CAPITAL IMPROVEMENTS *MEMO* 39,145.00		4c Apartments 1 .21 1,293,300.00		State and Federal Aid Receivable	48,025.21
DEBT SERVICE		Total 4533 610,262,000.00		Other Receivables	16,096.97
Principal Payments 456,000.00		Land Area 6.95 Sq. Miles		Total	4,836,747.88
Interest Payments 337,346.54		Net Valuation Taxable-Municipal 611,671,298		LIABILITIES, RESERVES, AND SURPLUS	
DEFERRED CHARGES 6,947.00		Net Valuation Taxable-County 998,908,926		Cash Liabilities	2,057,770.07
SCHOOL, COUNTY, SPECIAL DISTRICT TAXES 16,705,334.73		State Equalized Valuation 968,237,562		Reserves for Receivables	1,303,566.88
RESERVE FOR UNCOLLECTED TAXES 969,035.00		State Equalization Ratio 63.12		Surplus Dec. 31, 1991	1,475,410.93
EXPENDITURES TOTAL 23,098,339.43				Total	4,836,747.88

1216

Population 1980 38,951
 Population 1990 41,967
 S & P Rating BBB
 Moody Rating BAA

General Tax Rate Per \$100. 2.28
 State Equalized Tax Rate 2.13

PERTH AMBOY CITY - MIDDLESEX COUNTY
 Form of Government
 Mayor-Council Plan B (OMCL 50)
 Number of Members - 5

PER CAPITA:

Gross Debt 1,648.65
 Net Debt 1,392.61
 Debt Service 42.98
 Total Tax Levy 895.72
 Municipal Expenditures 707.05

PER CENT:

Gross Debt 3.82
 Net Debt 3.22
 Tax Levy Collected 93.36
 Tax Levy Cancelled, Abated or Adjusted

EXPENDITURES		REVENUES-REALIZED		1991 PROPERTY TAX	
GENERAL GOVERNMENT				STATE EQUALIZED TAX RATE	
Governing Body & Public Boards	141,550.00	1991 Property Taxes Collected	19,325,624.22	Local District School Taxes	1.05 18,637,505.00
Municipal Clerk	199,500.00	1991 Payments in Lieu of Taxes	125,000.00	Regional & Consolidated School Tax	
Financial Administration	679,225.00	Delinquent Tax & Lien Collections	1,961,419.98	School Taxes in Municipal Budget	
Assessment of Taxes	241,900.00	Business Personalty Replacement Taxes	1,650,000.00	County Taxes	.20 3,540,791.61
Collection of Taxes	271,500.00	Taxes from Public Utilities	1,625,573.00	County Library Taxes	
Planning, Housing & Development	39,000.00	Other Miscellaneous Tax Revenues		Local Municipal Purpose Taxes	.87 15,412,311.00
Human Resources	1,148,227.00	State Aid Revenues	5,889,672.31	Veteran & Senior Citizen Taxes	320,900.00
Elections	55,000.00	Federal Aid Revenues		Total Taxes for Rate Computation	2.12 37,911,507.61
General Administration (other)	1,676,060.00	State and Local Fiscal Assistance Act Utilized		Special District Taxes	
JUDICIARY		Sale of Acquired Property		Bank Corp. Taxes	
Municipal Courts	639,850.00	Other Miscellaneous Revenues	3,058,664.40	Added and Omitted Taxes	
PUBLIC SAFETY		Total	33,635,954.41	Total Taxes Levied - ABSTRACT	37,590,607.61
Fire Protection	2,490,371.00	Prior Years Surplus Appropriated	3,945,000.00	Total Taxes Billed	20,700,713.37
Police Protection	6,258,709.81	REVENUES TOTAL	37,580,954.41	1991 TAXES COLLECTED	19,325,624.22
Civil Defense & Disaster Control	22,500.00	Reserve For Uncollected Taxes	2,600,000.00	1991 Taxes Cancelled, Abated or Adjusted	
Environmental Inspection & Control	823,279.00	CAPITAL OUTLAY TOTAL	20,601,859.04	Transfer to Tax Title Liens or Foreclosed	
Other Public Safety				Balance Outstanding Dec. 31, 1991	1,375,089.15
PUBLIC WORKS				PRIOR YEARS TAXES OUTSTANDING	
Streets and Drainage	1,216,229.00	Public Enterprises	1,049,383.50	Balance January 1, 1991	2,672,259.50
Sewers and Sewage Processing	2,702,400.00	Recreation-Culture		Collected in 1991	1,059,397.28
Garbage and Trash Disposal		Public Works		Cancelled, Abated or Adjusted 1991	323,919.58
Public Buildings and Grounds	648,350.00	Buildings and Grounds	19,552,475.54	Transfers to Tax Title Liens or Foreclosed	
Other Public Works	220,900.00	Library and Education		Balance December 31, 1991	1,288,942.64
HEALTH and WELFARE		Conservation		TAX TITLE LIENS OUTSTANDING	
Health Services Except Environmental	236,400.00	All Other		Balance January 1, 1991	687,118.55
Welfare-Public Assistance	260,707.00	CAPITAL DEBT AUTHORIZED, DECEMBER 31, 1991		Transfer From Taxes	
Hospital, Clinics, First Aid		ISSUED AND UNISSUED GROSS DEBT NET DEBT		Redeemed in 1991	57,153.39
Animal, Insect, & Rodent Control	51,700.00	School 744,000		Cancelled, Abated or Adjusted (1991)	
Other Welfare Services		Self-Liquidating 21,930,759	11,929,620	Transfers to Foreclosed Property	
RECREATION and CONSERVATION		Other 46,514,029	46,514,029	Balance December 31, 1991	629,965.16
Beaches and Boardwalks		Total 69,188,788	58,443,649	PROPERTY ACQUIRED BY DEED OR FORECLOSURE	
Parks, Playgrounds, Shade Trees	592,453.00	ISSUED AND OUTSTANDING		Balance January 1, 1991	388,200.00
Land Reclamation & Conservation	25,955.00	School 744,000.00		Transfers From Taxes or Liens	
Other Recreational Services	196,900.00	Self-Liquidating 16,895,000.00		Sale for Cash (1991)	
EDUCATION (excluding schools)		Other 14,365,000.00		Cancelled, Abated or Adjusted (1991)	
Libraries	673,518.00	Total 32,004,000.00		Balance December 31, 1991	388,200.00
Other Educational Services		EQUALIZED VALUATION BASIS		CURRENT FINANCES DECEMBER 31, 1991	
STATUTORY EXPENDITURES		FOR NET DEBT COMPUTATION	1,812,233,791	ASSETS	
Pensions & F. I. C. A.	1,815,481.00	REAL PROPERTY VALUATIONS		Cash Dec. 31, 1991	8,805,798.91
Employee Fringe Benefits	1,699,100.00	Code Class # of Parcels % VAL'N ASSESSED VALUATION		Taxes Receivable	2,664,031.79
Other Statutory Expenditures	30,000.00	1 Vacant Land 332 1.28 20,989,500.00		Tax Title Liens	629,965.16
CETA And Other Public Employment Programs		2 Residential 7104 48.54 797,612,900.00		Foreclosed Property	388,200.00
MUNICIPAL FUNCTIONS TOTAL	25,106,764.81	3 Farm 876 14.36 235,911,800.00		Emergencies & Other Deferred Charges	172,800.00
CAPITAL IMPROVEMENTS *MEMO*	180,000.00	4a Commercial 196 31.36 515,237,000.00		State and Federal Aid Receivable	10,660,777.52
DEBT SERVICE		4c Apartments 129 4.47 73,417,900.00		Other Receivables	811,961.89
Principal Payments	350,000.00	Total 8636 1,643,169,100.00		Total	24,133,535.27
Interest Payments	1,455,650.00	Land Area 4.55 Sq. Miles		LIABILITIES, RESERVES, AND SURPLUS	
DEFERRED CHARGES	162,198.00	Net Valuation Taxable-Municipal	1,651,194,730	Cash Liabilities	14,757,724.98
SCHOOL, COUNTY, SPECIAL DISTRICT TAXES	22,173,296.61	Net Valuation Taxable-County	2,046,736,728	Reserves for Receivables	4,494,158.84
RESERVE FOR UNCOLLECTED TAXES	2,600,000.00	State Equalized Valuation	1,769,134,823	Surplus Dec. 31, 1991	4,881,651.45
EXPENDITURES TOTAL	51,850,909.42	State Equalization Ratio	93.32	Total	24,133,535.27

2119

Population 1980 16,647
 Population 1990 15,757
 S & P Rating
 Moody Rating

General Tax Rate Per \$100.

2.01

State Equalized Tax Rate

2.06

PHILLIPSBURG TOWN - WARREN COUNTY
 Form of Government
 Council-Manager Plan B (OMCL 50)
 Number of Members - 5

PER CAPITA:

Gross Debt 2,219.97
 Net Debt 424.27
 Debt Service 39.71
 Total Tax Levy 765.63
 Municipal Expenditures 536.54

PER CENT:

Gross Debt 6.19
 Net Debt 1.18
 Tax Levy Collected 90.75
 Tax Levy Cancelled, Abated or Adjusted 1.34

EXPENDITURES		REVENUES-REALIZED		1991 PROPERTY TAX	
GENERAL GOVERNMENT				STATE EQUALIZED TAX RATE	
Governing Body & Public Boards	44,236.67	1991 Property Taxes Collected		Local District School Taxes	1.04 6,062,718.00
Municipal Clerk	75,908.51	1991 Payments in Lieu of Taxes		Regional & Consolidated School Tax	
Financial Administration	66,875.95	Delinquent Tax & Lien Collections		School Taxes in Municipal Budget	
Assessment of Taxes	109,305.00	Business Personalty Replacement Taxes		County Taxes	.64 3,729,755.29
Collection of Taxes	63,360.00	Taxes from Public Utilities		County Library Taxes	
Planning, Housing & Development	311,950.00	Other Miscellaneous Tax Revenues		Local Municipal Purpose Taxes	.39 2,268,773.36
Human Resources	284,341.00	State Aid Revenues		Veteran & Senior Citizen Taxes	223,600.00
Elections	12,368.49	Federal Aid Revenues		Total Taxes for Rate Computation	2.07 12,284,846.65
General Administration (other)	679,434.00	State and Local Fiscal Assistance Act Utilized		Special District Taxes	
JUDICIARY		Sale of Acquired Property		Bank Corp. Taxes	
Municipal Courts	132,432.00	Other Miscellaneous Revenues		Added and Omitted Taxes	2,855.30
PUBLIC SAFETY		Total		Total Taxes Levied - ABSTRACT	12,064,101.95
Fire Protection	138,210.40	Prior Years Surplus Appropriated		Total Taxes Billed	12,078,910.60
Police Protection	1,423,772.15	REVENUES TOTAL		1991 TAXES COLLECTED	10,962,071.02
Civil Defense & Disaster Control	4,500.00	Reserve For Uncollected Taxes		1991 Taxes Cancelled, Abated or Adjusted	161,583.69
Environmental Inspection & Control	144,620.00	CAPITAL OUTLAY TOTAL		Transfer to Tax Title Liens or Foreclosed	70,734.22
Other Public Safety				Balance Outstanding Dec. 31, 1991	884,521.67
PUBLIC WORKS				PRIOR YEARS TAXES OUTSTANDING	
Streets and Drainage	220,319.37	Public Enterprises		Balance January 1, 1991	777,495.67
Sewers and Sewage Processing	757,325.00	Recreation—Culture		Collected in 1991	709,445.87
Garbage and Trash Disposal		Public Works		Cancelled, Abated or Adjusted 1991	200.00
Public Buildings and Grounds	179,469.06	Buildings and Grounds		Transfers to Tax Title Liens or Foreclosed	52,242.94
Other Public Works	856,909.72	Library and Education		Balance December 31, 1991	15,606.86
HEALTH and WELFARE		Conservation		TAX TITLE LIENS OUTSTANDING	
Health Services Except Environmental		All Other		Balance January 1, 1991	57,455.18
Welfare—Public Assistance	23,738.00	CAPITAL DEBT AUTHORIZED, DECEMBER 31, 1991		Transfer From Taxes	133,838.36
Hospital, Clinics, First Aid		ISSUED AND UNISSUED GROSS DEBT NET DEBT		Redeemed in 1991	8,035.50
Animal, Insect, & Rodent Control	14,000.00	School 194,000		Cancelled, Abated or Adjusted (1991)	
Other Welfare Services		Self-Liquidating 28,100,304		Transfers to Foreclosed Property	
RECREATION and CONSERVATION		Other 6,685,210		Balance December 31, 1991	183,258.04
Beaches and Boardwalks		Total 34,980,014		PROPERTY ACQUIRED BY DEED OR FORECLOSURE	
Parks, Playgrounds, Shade Trees	83,549.00	ISSUED AND OUTSTANDING		Balance January 1, 1991	237,270.00
Land Reclamation & Conservation		School 194,000.00		Transfers From Taxes or Liens	
Other Recreational Services	110,305.00	Self-Liquidating 24,031,412.82		Sale for Cash (1991)	
EDUCATION (excluding schools)		Other 5,577,740.46		Cancelled, Abated or Adjusted (1991)	
Libraries	323,479.00	Total 29,803,153.28		Balance December 31, 1991	237,270.00
Other Educational Services		EQUALIZED VALUATION BASIS		CURRENT FINANCES DECEMBER 31, 1991	
STATUTORY EXPENDITURES		FOR NET DEBT COMPUTATION		ASSETS	
Pensions & F. I. C. A.	484,823.00	REAL PROPERTY VALUATIONS		Cash Dec. 31, 1991	3,680,947.92
Employee Fringe Benefits	342,873.99	Code Class # of Parcels % VAL'N ASSESSED VALUATION		Taxes Receivable	900,128.53
Other Statutory Expenditures		1 Vacant Land 279 1.74 10,357,330.00		Tax Title Liens	183,258.04
CETA And Other Public Employment Programs		2 Residential 4441 64.24 381,686,322.00		Foreclosed Property	237,270.00
MUNICIPAL FUNCTIONS TOTAL	6,897,710.31	3 Farm 3 .01 37,100.00		Emergencies & Other Deferred Charges	50,912.40
CAPITAL IMPROVEMENTS *MEMO*	50,580.00	4a Commercial 340 14.49 86,094,910.00		State and Federal Aid Receivable	559.36
DEBT SERVICE		4b Industrial 35 15.93 94,678,080.00		Other Receivables	132,365.38
Principal Payments	390,395.01	4c Apartments 31 3.59 21,347,900.00		Total	5,185,441.63
Interest Payments	235,355.94	Total 5129 594,201,692.00		LIABILITIES, RESERVES, AND SURPLUS	
DEFERRED CHARGES	57,103.93	Land Area 2.90 Sq. Miles		Cash Liabilities	2,541,733.75
SCHOOL, COUNTY, SPECIAL DISTRICT TAXES	9,792,473.29	Net Valuation Taxable—Municipal		Reserves for Receivables	1,453,021.95
RESERVE FOR UNCOLLECTED TAXES	873,652.10	Net Valuation Taxable—County		Surplus Dec. 31, 1991	1,190,685.93
EXPENDITURES TOTAL	18,246,696.08	State Equalized Valuation		Total	5,185,441.63
		State Equalization Ratio			
		102.61			

1709
 Population 1980 2,310
 Population 1990 3,250
 S & P Rating
 Moody Rating

General Tax Rate Per \$100. 2.61
 State Equalized Tax Rate 1.74

PILESGROVE TOWNSHIP - SALEM COUNTY
 Form of Government
 Township Committee
 Number of Members - 3

PER CAPITA:
 Gross Debt 921.68
 Net Debt 36.61
 Debt Service
 Total Tax Levy 924.43
 Municipal Expenditures 493.44
 PER CENT:
 Gross Debt 2.00
 Net Debt .08
 Tax Levy Collected 93.43
 Tax Levy Cancelled, Abated or Adjusted

EXPENDITURES		REVENUES-REALIZED		1991 PROPERTY TAX	
GENERAL GOVERNMENT				STATE EQUALIZED TAX RATE	
Governing Body & Public Boards		1991 Property Taxes Collected	2,683,947.20	Local District School Taxes	
Municipal Clerk		1991 Payments in Lieu of Taxes		Regional & Consolidated School Tax	1.00
Financial Administration	22,655.36	Delinquent Tax & Lien Collections	226,113.11	School Taxes in Municipal Budget	
Assessment of Taxes	12,600.00	Business Personalty Replacement Taxes	45,057.56	County Taxes	.74
Collection of Taxes	21,824.99	Taxes from Public Utilities	379,487.00	County Library Taxes	
Planning, Housing & Development	102,850.14	Other Miscellaneous Tax Revenues		Local Municipal Purpose Taxes	
Human Resources	4,000.00	State Aid Revenues	159,151.32	Veteran & Senior Citizen Taxes	23,300.00
Elections		Federal Aid Revenues		Total Taxes for Rate Computation	1.74
General Administration (other)	318,858.26	State and Local Fiscal Assistance Act Utilized		Special District Taxes	2,986,962.58
JUDICIARY		Sale of Acquired Property		Bank Corp. Taxes	
Municipal Courts	40,238.63	Other Miscellaneous Revenues	330,417.71	Added and Omitted Taxes	40,733.83
PUBLIC SAFETY		Total	3,823,173.90	Total Taxes Levied - ABSTRACT	3,004,396.41
Fire Protection	82,500.00	Prior Years Surplus Appropriated	747,397.45	Total Taxes Billed	2,872,664.68
Police Protection	10,000.00	REVENUES TOTAL	4,570,571.35	1991 TAXES COLLECTED	2,683,947.20
Civil Defense & Disaster Control	4,133.14	Reserve For Uncollected Taxes	249,937.50	1991 Taxes Cancelled, Abated or Adjusted	
Environmental Inspection & Control	50,090.97	CAPITAL OUTLAY TOTAL	25,135.00	Transfer to Tax Title Liens or Foreclosed	1,904.89
Other Public Safety				Balance Outstanding Dec. 31, 1991	186,812.59
PUBLIC WORKS				PRIOR YEARS TAXES OUTSTANDING	
Streets and Drainage	246,011.45	Public Enterprises		Balance January 1, 1991	241,960.80
Sewers and Sewage Processing	117,100.00	Recreation—Culture	25,135.00	Collected in 1991	222,858.20
Garbage and Trash Disposal	00,000.00	Public Works		Cancelled, Abated or Adjusted 1991	3.66
Public Buildings and Grounds	49,610.57	Buildings and Grounds		Transfers to Tax Title Liens or Foreclosed	289.00
Other Public Works	20,000.00	Library and Education		Balance December 31, 1991	18,809.94
HEALTH and WELFARE		Conservation		TAX TITLE LIENS OUTSTANDING	
Health Services Except Environmental	2,540.08	All Other		Balance January 1, 1991	6,372.61
Welfare—Public Assistance	10,000.00	CAPITAL DEBT AUTHORIZED, DECEMBER 31, 1991		Transfer From Taxes	2,259.10
Hospital, Clinics, First Aid	2,000.00	ISSUED AND UNISSUED		Redeemed in 1991	3,254.91
Animal, Insect, & Rodent Control	4,790.48	School	2,876,504	Cancelled, Abated or Adjusted (1991)	
Other Welfare Services		Self-Liquidating		Transfers to Foreclosed Property	
RECREATION and CONSERVATION		Other	118,970	Balance December 31, 1991	5,376.80
Beaches and Boardwalks		Total	2,995,474	PROPERTY ACQUIRED BY DEED OR	
Parks, Playgrounds, Shade Trees	20,000.00	ISSUED AND OUTSTANDING		FORECLOSURE	
Land Reclamation & Conservation	25,860.00	School	2,876,504.22	Balance January 1, 1991	1,400.00
Other Recreational Services	11,657.32	Self-Liquidating		Transfers From Taxes or Liens	
EDUCATION (excluding schools)		Other	48,970.64	Sale for Cash (1991)	
Libraries		Total	2,925,474.86	Cancelled, Abated or Adjusted (1991)	
Other Educational Services	6,000.00	EQUALIZED VALUATION BASIS		Balance December 31, 1991	1,400.00
STATUTORY EXPENDITURES		FOR NET DEBT COMPUTATION	149,868,337	CURRENT FINANCES DECEMBER 31, 1991	
Pensions & F. I. C. A.	45,000.00	REAL PROPERTY VALUATIONS		ASSETS	
Employee Fringe Benefits	30,786.46	Code Class # of Parcels % VAL'N		Cash Dec. 31, 1991	2,924,156.70
Other Statutory Expenditures	1,000.00	1 Vacant Land 236 1.62	1,738,600.00	Taxes Receivable	205,622.53
CETA And Other Public Employment Programs		2 Residential 886 65.30	70,769,450.00	Tax Title Liens	5,376.80
MUNICIPAL FUNCTIONS TOTAL	1,322,107.85	3 Farm 642 21.57	23,197,800.00	Foreclosed Property	1,400.00
CAPITAL IMPROVEMENTS * MEMO *	50,000.00	4a Commercial 55 8.65	9,302,900.00	Emergencies & Other Deferred Charges	5,195.66
DEBT SERVICE		4b Industrial 3 2.20	2,369,700.00	State and Federal Aid Receivable	2,367.47
Principal Payments		4c Apartments 3 .16	173,000.00	Other Receivables	8,547.58
Interest Payments		Total 1825	107,551,450.00	Total	3,152,666.74
DEFERRED CHARGES	31,642.94	Land Area 36.10 Sq. Miles		LIABILITIES, RESERVES, AND SURPLUS	
SCHOOL, COUNTY, SPECIAL DISTRICT TAXES	2,963,662.58	Net Valuation Taxable—Municipal	108,503,097	Cash Liabilities	1,076,437.86
RESERVE FOR UNCOLLECTED TAXES	249,937.50	Net Valuation Taxable—County	163,517,389	Reserves for Receivables	220,946.91
EXPENDITURES TOTAL	4,567,350.37	State Equalized Valuation	162,174,027	Surplus Dec. 31, 1991	1,855,281.97
		State Equalization Ratio	66.71	Total	3,152,666.74

1522

Population 1980 1,796
 Population 1990 1,954
 S & P Rating
 Moody Rating

General Tax Rate Per \$100. 1.54
 State Equalized Tax Rate 1.60

PINE BEACH BOROUGH - OCEAN COUNTY
 Form of Government
 Borough Council
 Number of Members - 6

PER CAPITA: Gross Debt 2,315.15 PER CENT: Gross Debt 3.82
 Net Debt 544.78 Net Debt .90
 Debt Service 8.67 Tax Levy Collected 95.30
 Total Tax Levy 995.18 Tax Levy Cancelled, Abated
 Municipal Expenditures 586.87 or Adjusted .15

EXPENDITURES		REVENUES-REALIZED		1991 PROPERTY TAX	
GENERAL GOVERNMENT				STATE EQUALIZED TAX RATE	
Governing Body & Public Boards		1991 Property Taxes Collected		Local District School Taxes	
Municipal Clerk		1991 Payments in Lieu of Taxes		Regional & Consolidated School Tax 1.02	
Financial Administration	25,000.00	Delinquent Tax & Lien Collections		School Taxes in Municipal Budget	
Assessment of Taxes		Business Personalty Replacement Taxes		County Taxes .36 *	
Collection of Taxes	7,900.00	Taxes from Public Utilities		County Library Taxes .03	
Planning, Housing & Development	4,700.00	Other Miscellaneous Tax Revenues		Local Municipal Purpose Taxes .25	
Human Resources	37,450.00	State Aid Revenues		Veteran & Senior Citizen Taxes	
Elections		Federal Aid Revenues		Total Taxes for Rate Computation 1.66	
General Administration (other)	132,440.64	State and Local Fiscal Assistance Act Utilized		Special District Taxes	
JUDICIARY		Sale of Acquired Property		Bank Corp. Taxes	
Municipal Courts	14,206.00	Other Miscellaneous Revenues		Added and Omitted Taxes	
PUBLIC SAFETY		Total		Total Taxes Levied - ABSTRACT	
Fire Protection	19,365.70	Prior Years Surplus Appropriated		Total Taxes Billed	
Police Protection	217,600.59	REVENUES TOTAL		1991 TAXES COLLECTED	
Civil Defense & Disaster Control	890.59	Reserve For Uncollected Taxes		1991 Taxes Cancelled, Abated or Adjusted	
Environmental Inspection & Control	2,881.34	CAPITAL OUTLAY TOTAL		Transfer to Tax Title Liens or Foreclosed	
Other Public Safety				Balance Outstanding Dec. 31, 1991	
PUBLIC WORKS				PRIOR YEARS TAXES OUTSTANDING	
Streets and Drainage	145,560.00	Public Enterprises		Balance January 1, 1991	
Sewers and Sewage Processing		Recreation—Culture		Collected in 1991	
Garbage and Trash Disposal	149,450.00	Public Works		Cancelled, Abated or Adjusted 1991	
Public Buildings and Grounds	14,000.00	Buildings and Grounds		Transfers to Tax Title Liens or Foreclosed	
Other Public Works	57,500.00	Library and Education		Balance December 31, 1991	
HEALTH and WELFARE		Conservation		TAX TITLE LIENS OUTSTANDING	
Health Services Except Environmental	5,500.00	All Other		Balance January 1, 1991	
Welfare—Public Assistance	6,350.00	CAPITAL DEBT AUTHORIZED, DECEMBER 31, 1991		Transfer From Taxes	
Hospital, Clinics, First Aid		ISSUED AND UNISSUED GROSS DEBT NET DEBT		Redeemed in 1991	
Animal, Insect, & Rodent Control	3,600.00	School 256,339		Cancelled, Abated or Adjusted (1991)	
Other Welfare Services		Self-Liquidating 3,915,265		Transfers to Foreclosed Property	
RECREATION and CONSERVATION		Other 352,205		Balance December 31, 1991	
Beaches and Boardwalks	10,900.00	Total 4,523,309		PROPERTY ACQUIRED BY DEED OR FORECLOSURE	
Parks, Playgrounds, Shade Trees	1,400.00	ISSUED AND OUTSTANDING		Balance January 1, 1991	
Land Reclamation & Conservation		School 256,339.81		Transfers From Taxes or Liens	
Other Recreational Services	1,000.00	Self-Liquidating 943,276.49		Sale for Cash (1991)	
EDUCATION (excluding schools)		Other 90,000.00		Cancelled, Abated or Adjusted (1991)	
Libraries		Total 1,289,616.30		Balance December 31, 1991	
Other Educational Services		EQUALIZED VALUATION BASIS		CURRENT FINANCES DECEMBER 31, 1991	
STATUTORY EXPENDITURES		FOR NET DEBT COMPUTATION		ASSETS	
Pensions & F. L. C. A.	15,000.00	REAL PROPERTY VALUATIONS		Cash Dec. 31, 1991	
Employee Fringe Benefits	63,000.00	Code Class # of Parcels % VAL'N ASSESSED VALUATION		Taxes Receivable	
Other Statutory Expenditures	3,000.00	1 Vacant Land 71 2.30		Tax Title Liens	
CETA And Other Public Employment Programs		2 Residential 802 93.49		Foreclosed Property	
MUNICIPAL FUNCTIONS TOTAL	943,694.86	3 Farm		Emergencies & Other Deferred Charges	
CAPITAL IMPROVEMENTS *MEMO*		4a Commercial 20 4.21		State and Federal Aid Receivable	
DEBT SERVICE		4b Industrial		Other Receivables	
Principal Payments	10,000.00	4c Apartments		Total	
Interest Payments	6,950.00	Total 893		LIABILITIES, RESERVES, AND SURPLUS	
DEFERRED CHARGES	10,620.00	Land Area .60 Sq. Miles		Cash Liabilities	
SCHOOL, COUNTY, SPECIAL DISTRICT TAXES	1,647,221.17	Net Valuation Taxable-Municipal		Reserves for Receivables	
RESERVE FOR UNCOLLECTED TAXES	175,474.68	Net Valuation Taxable-County		Surplus Dec. 31, 1991	
EXPENDITURES TOTAL	2,793,960.71	State Equalized Valuation		Total	
		State Equalization Ratio			

0428

Population 1980 8,684
 Population 1990 9,354
 S & P Rating
 Moody Rating AAA

General Tax Rate Per \$100.

6.27

State Equalized Tax Rate

2.72

PINE HILL BOROUGH - CAMDEN COUNTY
 Form of Government
 Borough Council
 Number of Members - 6

PER CAPITA:

Gross Debt 519.27
 Net Debt 302.79
 Debt Service 39.89
 Total Tax Levy 625.51
 Municipal Expenditures 376.35

PER CENT:

Gross Debt 2.65
 Net Debt 1.55
 Tax Levy Collected 93.09
 Tax Levy Cancelled, Abated or Adjusted .69

EXPENDITURES		REVENUES-REAUZED		1991 PROPERTY TAX	
GENERAL GOVERNMENT				STATE EQUALIZED TAX RATE	
Governing Body & Public Boards	3,000.00	1991 Property Taxes Collected	5,740,294.71	Local District School Taxes	.73 1,600,335.50
Municipal Clerk		1991 Payments in Lieu of Taxes	311,638.92	Regional & Consolidated School Tax	.48 1,048,196.84
Financial Administration	127,400.00	Delinquent Tax & Lien Collections	442,245.71	School Taxes in Municipal Budget	
Assessment of Taxes	23,000.00	Business Personalty Replacement Taxes	9,757.36	County Taxes	.75 1,631,257.04
Collection of Taxes	60,700.00	Taxes from Public Utilities	435,932.00	County Library Taxes	.02 49,372.89
Planning, Housing & Development	12,950.00	Other Miscellaneous Tax Revenues		Local Municipal Purpose Taxes	.73 1,587,341.00
Human Resources	4,486.27	State Aid Revenues	646,462.69	Veteran & Senior Citizen Taxes	
Elections	5,075.00	Federal Aid Revenues		Total Taxes for Rate Computation	2.71 5,983,903.27
General Administration (other)	310,850.00	State and Local Fiscal Assistance Act Utilized		Special District Taxes	
JUDICIARY		Sale of Acquired Property		Bank Corp. Taxes	
Municipal Courts	55,050.00	Other Miscellaneous Revenues	334,047.77	Added and Omitted Taxes	22,165.11
PUBLIC SAFETY		Total	7,920,379.16	Total Taxes Levied - ABSTRACT	6,163,786.07
Fire Protection	100.00	Prior Years Surplus Appropriated	234,000.00	Total Taxes Billed	6,166,700.05
Police Protection	764,274.62	REVENUES TOTAL	8,154,379.16	1991 TAXES COLLECTED	5,740,294.71
Civil Defense & Disaster Control	100.00	Reserve For Uncollected Taxes	549,475.00	1991 Taxes Cancelled, Abated or Adjusted	42,561.83
Environmental Inspection & Control		CAPITAL OUTLAY TOTAL	1,399,085.63	Transfer to Tax Title Liens or Foreclosed	129,867.93
Other Public Safety				Balance Outstanding Dec. 31, 1991	253,975.58
PUBLIC WORKS				PRIOR YEARS TAXES OUTSTANDING	
Streets and Drainage	365,425.00	Public Enterprises		Balance January 1, 1991	395,842.01
Sewers and Sewage Processing		Recreation-Culture		Collected in 1991	383,536.34
Garbage and Trash Disposal	417,900.00	Public Works	443,286.97	Cancelled, Abated or Adjusted 1991	278.70
Public Buildings and Grounds	44,889.11	Buildings and Grounds	955,798.66	Transfers to Tax Title Liens or Foreclosed	12,026.97
Other Public Works	30,000.00	Library and Education		Balance December 31, 1991	
HEALTH and WELFARE		Conservation		TAX TITLE LIENS OUTSTANDING	
Health Services Except Environmental	200.00	All Other		Balance January 1, 1991	548,570.09
Welfare-Public Assistance	10,025.00	CAPITAL DEBT AUTHORIZED, DECEMBER 31, 1991		Transfer From Taxes	144,141.83
Hospital, Clinics, First Aid		ISSUED AND UNISSUED		Redeemed in 1991	58,709.37
Animal, Insect, & Rodent Control	2,500.00	School	1,543,222	Cancelled, Abated or Adjusted (1991)	
Other Welfare Services		Self-Liquidating		Transfers to Foreclosed Property	
RECREATION and CONSERVATION		Other	3,573,661	Balance December 31, 1991	634,002.55
Beaches and Boardwalks		Total	5,116,883	PROPERTY ACQUIRED BY DEED OR FORECLOSURE	
Parks, Playgrounds, Shade Trees	10,000.00	ISSUED AND OUTSTANDING		Balance January 1, 1991	69,800.00
Land Reclamation & Conservation	36,635.44	School	1,543,222.67	Transfers From Taxes or Liens	
Other Recreational Services	26,950.00	Self-Liquidating		Sale for Cash (1991)	7,600.00
EDUCATION (excluding schools)		Other	3,560,462.11	Cancelled, Abated or Adjusted (1991)	
Libraries		Total	5,103,684.78	Balance December 31, 1991	62,200.00
Other Educational Services		EQUALIZED VALUATION BASIS		CURRENT FINANCES DECEMBER 31, 1991	
STATUTORY EXPENDITURES		FOR NET DEBT COMPUTATION	192,935,234	ASSETS	
Pensions & F. L. C. A.	190,000.00	REAL PROPERTY VALUATIONS		Cash Dec. 31, 1991	816,690.20
Employee Fringe Benefits	245,800.00	Code Class # of Parcels % VAL'N		Taxes Receivable	253,975.58
Other Statutory Expenditures	2,000.00	1 Vacant Land 385 4.59	4,309,600.00	Tax Title Liens	634,002.55
CETA And Other Public Employment Programs		2 Residential 2482 81.93	76,981,200.00	Foreclosed Property	62,200.00
MUNICIPAL FUNCTIONS TOTAL	2,749,360.44	3 Farm 6 .46	432,600.00	Emergencies & Other Deferred Charges	5,414.89
CAPITAL IMPROVEMENTS *MEMO*	55,000.00	4a Commercial 40 3.98	3,736,500.00	State and Federal Aid Receivable	1,730.06
DEBT SERVICE		4b Industrial 3 .40	372,900.00	Other Receivables	334,191.80
Principal Payments	261,439.91	4c Apartments 6 8.65	3,125,900.00	Total	2,108,205.08
Interest Payments	131,549.31	Total 2922	93,958,700.00	LIABILITIES, RESERVES, AND SURPLUS	
DEFERRED CHARGES	16,641.96	Land Area 3.97 Sq. Miles		Cash Liabilities	352,207.16
SCHOOL, COUNTY, SPECIAL DISTRICT TAXES	4,554,279.96	Net Valuation Taxable-Municipal	94,477,934	Reserves for Receivables	1,284,369.93
RESERVE FOR UNCOLLECTED TAXES	549,475.00	Net Valuation Taxable-County	192,221,692	Surplus Dec. 31, 1991	471,627.99
EXPENDITURES TOTAL	8,262,796.58	State Equalized Valuation	217,363,694	Total	2,108,205.08
		State Equalization Ratio	63.33		

0429
Population 1980 23
Population 1990 19
S & P Rating
Moody Rating

General Tax Rate Per \$100. 2.71
State Equalized Tax Rate 1.31

PINE VALLEY BOROUGH - CAMDEN CO.
Form of Government
Commission (1911)
Number of Members - 3

PER CAPITA:
Gross Debt
Net Debt
Debt Service
Total Tax Levy 9,837.57
Municipal Expenditures 675.26
PER CENT:
Gross Debt
Net Debt
Tax Levy Collected 100.00
Tax Levy Cancelled, Abated or Adjusted

EXPENDITURES		REVENUES-REALIZED		1991 PROPERTY TAX	
GENERAL GOVERNMENT				STATE EQUALIZED TAX RATE	
Governing Body & Public Boards		1991 Property Taxes Collected	186,997.84	Local District School Taxes	
Municipal Clerk		1991 Payments in Lieu of Taxes		Regional & Consolidated School Tax	
Financial Administration	950.00	Delinquent Tax & Lien Collections		School Taxes in Municipal Budget	
Assessment of Taxes	2,410.00	Business Personalty Replacement Taxes	949.04	County Taxes	.85 88,201.91
Collection of Taxes	515.00	Taxes from Public Utilities	1,751.00	County Library Taxes	.03 2,668.88
Planning, Housing & Development		Other Miscellaneous Tax Revenues		Local Municipal Purpose Taxes	.93 96,043.00
Human Resources	36,102.72	State Aid Revenues	4,238.00	Veteran & Senior Citizen Taxes	
Elections	1,173.00	Federal Aid Revenues		Total Taxes for Rate Computation	1.81 186,913.79
General Administration (other)	12,295.00	State and Local Fiscal Assistance Act Utilized		Special District Taxes	
JUDICIARY		Sale of Acquired Property		Bank Corp. Taxes	
Municipal Courts	826.00	Other Miscellaneous Revenues	97,148.68	Added and Omitted Taxes	
PUBLIC SAFETY		Total	291,084.56	Total Taxes Levied - ABSTRACT	186,913.79
Fire Protection	1,100.00	Prior Years Surplus Appropriated	6,227.00	Total Taxes Billed	186,997.84
Police Protection	107,412.28	REVENUES TOTAL	297,311.56	1991 TAXES COLLECTED	186,997.84
Civil Defense & Disaster Control		Reserve For Uncollected Taxes		1991 Taxes Cancelled, Abated or Adjusted	
Environmental Inspection & Control	6,082.00	CAPITAL OUTLAY TOTAL		Transfer to Tax Title Liens or Foreclosed	
Other Public Safety				Balance Outstanding Dec. 31, 1991	
PUBLIC WORKS				PRIOR YEARS TAXES OUTSTANDING	
Streets and Drainage		Public Enterprises		Balance January 1, 1991	
Sewers and Sewage Processing		Recreation-Culture		Collected in 1991	
Garbage and Trash Disposal	3,600.00	Public Works		Cancelled, Abated or Adjusted 1991	
Public Buildings and Grounds		Buildings and Grounds		Transfers to Tax Title Liens or Foreclosed	
Other Public Works	1,200.00	Library and Education		Balance December 31, 1991	
HEALTH and WELFARE		Conservation		TAX TITLE LIENS OUTSTANDING	
Health Services Except Environmental		All Other		Balance January 1, 1991	
Welfare-Public Assistance		CAPITAL DEBT AUTHORIZED, DECEMBER 31, 1991		Transfer From Taxes	
Hospital, Clinics, First Aid		ISSUED AND UNISSUED GROSS DEBT NET DEBT		Redeemed in 1991	
Animal, Insect, & Rodent Control		School		Cancelled, Abated or Adjusted (1991)	
Other Welfare Services		Self-Liquidating		Transfers to Foreclosed Property	
RECREATION and CONSERVATION		Other		Balance December 31, 1991	
Beaches and Boardwalks		Total		PROPERTY ACQUIRED BY DEED OR	
Parks, Playgrounds, Shade Trees		ISSUED AND OUTSTANDING		FORECLOSURE	
Land Reclamation & Conservation		School		Balance January 1, 1991	
Other Recreational Services		Self-Liquidating		Transfers From Taxes or Liens	
EDUCATION (excluding schools)		Other		Sale for Cash (1991)	
Libraries		Total		Cancelled, Abated or Adjusted (1991)	
Other Educational Services		EQUALIZED VALUATION BASIS		Balance December 31, 1991	
STATUTORY EXPENDITURES		FOR NET DEBT COMPUTATION	10,220,832	CURRENT FINANCES DECEMBER 31, 1991	
Pensions & F. I. C. A.	15,730.00	REAL PROPERTY VALUATIONS		ASSETS	
Employee Fringe Benefits	12,813.00	Code Class # of Parcels % VAL'N ASSESSED VALUATION		Cash Dec. 31, 1991	34,221.77
Other Statutory Expenditures	621.00	1 Vacant Land 8 17.17 1,180,900.00		Taxes Receivable	
CETA And Other Public Employment Programs		2 Residential 22 48.31 3,321,780.00		Tax Title Liens	
MUNICIPAL FUNCTIONS TOTAL	202,830.00	3 Farm 34.51 2,373,200.00		Foreclosed Property	
CAPITAL IMPROVEMENTS *MEMO*		4a Commercial 14 34.51 2,373,200.00		Emergencies & Other Deferred Charges	
DEBT SERVICE		4b Industrial 44 6,875,880.00		State and Federal Aid Receivable	
Principal Payments		4c Apartments 44 6,875,880.00		Other Receivables	
Interest Payments		Total 94 Sq. Miles		Total	34,221.77
DEFERRED CHARGES		Land Area 94 Sq. Miles		LIABILITIES, RESERVES, AND SURPLUS	
SCHOOL, COUNTY, SPECIAL DISTRICT TAXES	90,870.79	Net Valuation Taxable-Municipal	6,902,835	Cash Liabilities	8,616.53
RESERVE FOR UNCOLLECTED TAXES		Net Valuation Taxable-County	10,390,669	Reserves for Receivables	
EXPENDITURES TOTAL	293,700.79	State Equalized Valuation	10,340,259	Surplus Dec. 31, 1991	25,605.24
		State Equalization Ratio	66.67	Total	34,221.77

1217

Population 1980 42,223
 Population 1990 47,089
 S & P Rating AA-
 Moody Rating AA

General Tax Rate Per \$100.

2.66
 State Equalized Tax Rate
 2.10

PISCATAWAY TWP. - MIDDLESEX COUNTY
 Form of Government
 Mayor-Council Plan F (OMCL 50)
 Number of Members - 7

PER CAPITA:

Gross Debt 604.78
 Net Debt 362.52
 Debt Service 52.03
 Total Tax Levy 1,370.01
 Municipal Expenditures 458.80

PER CENT:

Gross Debt .94
 Net Debt .56
 Tax Levy Collected 96.36
 Tax Levy Cancelled, Abated or Adjusted .03

EXPENDITURES		REVENUES-REALIZED		1991 PROPERTY TAX	
GENERAL GOVERNMENT				STATE EQUALIZED TAX RATE	
Governing Body & Public Boards	46,706.00	1991 Property Taxes Collected	62,352,201.00	Local District School Taxes	1.32 39,243,432.50
Municipal Clerk	94,308.00	1991 Payments in Lieu of Taxes		Regional & Consolidated School Tax	
Financial Administration	236,347.00	Delinquent Tax & Lien Collections	1,536,877.00	School Taxes in Municipal Budget	
Assessment of Taxes	180,763.00	Business Personalty Replacement Taxes	829,027.00	County Taxes	.47 14,020,008.22
Collection of Taxes	98,284.00	Taxes from Public Utilities	3,323,732.00	County Library Taxes	
Planning, Housing & Development	299,928.00	Other Miscellaneous Tax Revenues		Local Municipal Purpose Taxes	.30 9,034,157.00
Human Resources	468,808.00	State Aid Revenues	3,207,276.00	Veteran & Senior Citizen Taxes	261,850.00
Elections	22,400.00	Federal Aid Revenues		Total Taxes for Rate Computation	2.09 62,559,447.72
General Administration (other)	1,483,856.00	State and Local Fiscal Assistance Act Utilized		Special District Taxes	1,560,922.00
JUDICIARY		Sale of Acquired Property	1,000.00	Bank Corp. Taxes	
Municipal Courts	219,048.00	Other Miscellaneous Revenues		Added and Omitted Taxes	653,742.00
PUBLIC SAFETY		Total	73,584,591.00	Total Taxes Levied - ABSTRACT	64,512,261.72
Fire Protection	119,002.00	Prior Years Surplus Appropriated	1,242,082.00	Total Taxes Billed	64,704,900.00
Police Protection	5,025,977.00	REVENUES TOTAL	74,826,673.00	1991 TAXES COLLECTED	62,352,201.00
Civil Defense & Disaster Control	5,030.00	Reserve For Uncollected Taxes	2,050,000.00	1991 Taxes Cancelled, Abated or Adjusted	16,500.00
Environmental Inspection & Control	351,939.00	CAPITAL OUTLAY	9,098,048.00	Transfer to Tax Title Liens or Foreclosed	120,481.00
Other Public Safety		Total		Balance Outstanding Dec. 31, 1991	2,215,718.00
PUBLIC WORKS		Public Enterprises	7,220,823.00	PRIOR YEARS TAXES OUTSTANDING	
Streets and Drainage	1,074,989.00	Recreation-Culture	223,930.00	Balance January 1, 1991	1,842,078.00
Sewers and Sewage Processing	25,217.00	Public Works	1,099,452.00	Collected in 1991	1,481,082.00
Garbage and Trash Disposal	509,487.00	Buildings and Grounds	501,979.00	Cancelled, Abated or Adjusted 1991	232,486.00
Public Buildings and Grounds	1,063,448.00	Library and Education	44,589.00	Transfers to Tax Title Liens or Foreclosed	25,995.00
Other Public Works	187,693.00	Conservation	7,275.00	Balance December 31, 1991	102,515.00
HEALTH and WELFARE		All Other		TAX TITLE LIENS OUTSTANDING	
Health Services Except Environmental	392,371.00	CAPITAL DEBT AUTHORIZED, DECEMBER 31, 1991		Balance January 1, 1991	308,325.00
Welfare-Public Assistance	56,549.00	ISSUED AND UNISSUED		Transfer from Taxes	150,473.00
Hospital, Clinics, First Aid		School	3,904,000.00	Redeemed in 1991	55,795.00
Animal, Insect, & Rodent Control		Self-Liquidating	7,503,500.00	Cancelled, Abated or Adjusted (1991)	
Other Welfare Services		Other	17,070,817.00	Transfers to Foreclosed Property	
RECREATION and CONSERVATION		Total	28,478,317.00	Balance December 31, 1991	403,003.00
Beaches and Boardwalks		ISSUED AND OUTSTANDING		PROPERTY ACQUIRED BY DEED OR FORECLOSURE	
Parks, Playgrounds, Shade Trees	441,366.00	School	3,904,000.00	Balance January 1, 1991	3,049,650.00
Land Reclamation & Conservation	106,592.00	Self-Liquidating	7,503,500.00	Transfers From Taxes or Liens	
Other Recreational Services	391,384.00	Other	14,167,000.00	Sale for Cash (1991)	10,000.00
EDUCATION (excluding schools)		Total	25,574,500.00	Cancelled, Abated or Adjusted (1991)	
Libraries	1,123,673.00	EQUALIZED VALUATION BASIS		Balance December 31, 1991	3,039,650.00
Other Educational Services	31,020.00	FOR NET DEBT COMPUTATION	3,042,572,101	CURRENT FINANCES DECEMBER 31, 1991	
STATUTORY EXPENDITURES		REAL PROPERTY VALUATIONS		ASSETS	
Pensions & F. L. C. A.	1,468,224.00	Code Class # of Parcels % VAL'N		Cash Dec. 31, 1991	1,735,187.00
Employee Fringe Benefits	1,580,020.00	1 Vacant Land 1159 3.45	79,668,700.00	Taxes Receivable	2,318,233.00
Other Statutory Expenditures		2 Residential 10266 48.18	1,111,453,900.00	Tax Title Liens	403,003.00
CETA And Other Public Employment Programs		3 Farm 49 .32	7,564,000.00	Foreclosed Property	3,039,650.00
MUNICIPAL FUNCTIONS		4a Commercial 213 5.18	119,402,100.00	Emergencies & Other Deferred Charges	143,000.00
CAPITAL IMPROVEMENTS *MEMO*	75,000.00	4b Industrial 197 37.78	871,502,400.00	State and Federal Aid Receivable	43,077.00
DEBT SERVICE		4c Apartments 20 5.07	117,061,700.00	Other Receivables	164,426.00
Principal Payments	1,385,000.00	Total 11904	2,306,652,800.00	Total	7,846,576.00
Interest Payments	1,065,205.00	Land Area 18.90 Sq. Miles		LIABILITIES, RESERVES, AND SURPLUS	
DEFERRED CHARGES		Net Valuation Taxable-Municipal	2,348,197,652	Cash Liabilities	1,309,212.00
SCHOOL, COUNTY, SPECIAL DISTRICT TAXES	54,824,362.72	Net Valuation Taxable-County	3,453,673,990	Reserves for Receivables	5,925,312.00
RESERVE FOR UNCOLLECTED TAXES	2,050,000.00	State Equalized Valuation	2,958,394,741	Surplus Dec. 31, 1991	612,052.00
EXPENDITURES		State Equalization Ratio	79.08	Total	7,846,576.00
TOTAL	76,428,396.72				

0815

Population 1980 9,744
 Population 1990 9,365
 S & P Rating
 Moody Rating AAA

General Tax Rate Per \$100.

2.04
 State Equalized Tax Rate
 2.18

PITMAN BOROUGH - GLOUCESTER COUNTY
 Form of Government
 Borough Council
 Number of Members - 6

PER CAPITA:

Gross Debt 453.68
 Net Debt 232.47
 Debt Service 27.82
 Total Tax Levy 793.32
 Municipal Expenditures 409.13

PER CENT:

Gross Debt 1.34
 Net Debt .68
 Tax Levy Collected 95.57
 Tax Levy Cancelled, Abated or Adjusted .15

EXPENDITURES		REVENUES-REALIZED		1991 PROPERTY TAX	
GENERAL GOVERNMENT				STATE EQUALIZED TAX RATE	
Governing Body & Public Boards		1991 Property Taxes Collected	7,106,949.71	Local District School Taxes	1.01 3,445,833.75
Municipal Clerk		1991 Payments in Lieu of Taxes		Regional & Consolidated School Tax	
Financial Administration	26,739.00	Delinquent Tax & Lien Collections	244,759.90	School Taxes in Municipal Budget	
Assessment of Taxes	21,100.00	Business Personalty Replacement Taxes	120,456.56	County Taxes	.61 2,091,620.17
Collection of Taxes	10,143.00	Taxes from Public Utilities	315,330.00	County Library Taxes	.02 83,248.29
Planning, Housing & Development	20,511.00	Other Miscellaneous Tax Revenues		Local Municipal Purpose Taxes	.53 1,801,443.20
Human Resources	68,832.50	State Aid Revenues	616,705.98	Veteran & Senior Citizen Taxes	
Elections	4,067.00	Federal Aid Revenues		Total Taxes for Rate Computation	2.17 7,510,845.41
General Administration (other)	341,670.75	State and Local Fiscal Assistance Act Utilized		Special District Taxes	
JUDICIARY		Sale of Acquired Property	52,952.00	Bank Corp. Taxes	
Municipal Courts	36,234.00	Other Miscellaneous Revenues	634,006.62	Added and Omitted Taxes	7,263.80
PUBLIC SAFETY		Total	9,091,160.77	Total Taxes Levied - ABSTRACT	7,429,409.21
Fire Protection	68,755.00	Prior Years Surplus Appropriated	200,000.00	Total Taxes Billed	7,436,231.84
Police Protection	718,679.50	REVENUES TOTAL	9,291,160.77	1991 TAXES COLLECTED	7,106,949.71
Civil Defense & Disaster Control	7,988.00	Reserve For Uncollected Taxes	267,695.10	1991 Taxes Cancelled, Abated or Adjusted	11,367.34
Environmental Inspection & Control	45,577.00	CAPITAL OUTLAY TOTAL	169,190.23	Transfer to Tax Title Liens or Foreclosed	455.41
Other Public Safety		Public Enterprises	91,984.25	Balance Outstanding Dec. 31, 1991	317,459.38
PUBLIC WORKS		Recreation-Culture		PRIOR YEARS TAXES OUTSTANDING	
Streets and Drainage	613,953.00	Public Works	70,247.98	Balance January 1, 1991	279,697.34
Sewers and Sewage Processing	430,000.00	Buildings and Grounds	6,958.00	Collected in 1991	232,167.00
Garbage and Trash Disposal	177,431.00	Library and Education		Cancelled, Abated or Adjusted 1991	1,940.84
Public Buildings and Grounds		Conservation		Transfers to Tax Title Liens or Foreclosed	
Other Public Works		All Other		Balance December 31, 1991	45,589.50
HEALTH and WELFARE		CAPITAL DEBT AUTHORIZED, DECEMBER 31, 1991		TAX TITLE LIENS OUTSTANDING	
Health Services Except Environmental	1,435.00	ISSUED AND UNISSUED		Balance January 1, 1991	57,248.81
Welfare-Public Assistance	21,971.00	School	2,031,000.00	Transfer From Taxes	
Hospital, Clinics, First Aid		Self-Liquidating		Redeemed in 1991	12,592.90
Animal, Insect, & Rodent Control	1,211.00	Other	2,217,750.00	Cancelled, Abated or Adjusted (1991)	
Other Welfare Services		Total	4,248,750.00	Transfers to Foreclosed Property	5,604.90
RECREATION and CONSERVATION		ISSUED AND OUTSTANDING		Balance December 31, 1991	39,051.01
Beaches and Boardwalks		School	2,031,000.00	PROPERTY ACQUIRED BY DEED OR FORECLOSURE	
Parks, Playgrounds, Shade Trees	74,948.00	Self-Liquidating		Balance January 1, 1991	119,006.69
Land Reclamation & Conservation	20,148.00	Other	1,981,500.00	Transfers From Taxes or Liens	6,059.41
Other Recreational Services	24,222.00	Total	4,012,500.00	Sale for Cash (1991)	52,952.00
EDUCATION (excluding schools)		EQUALIZED VALUATION BASIS FOR NET DEBT COMPUTATION	317,971,485	Cancelled, Abated or Adjusted (1991)	
Libraries	101,930.00	REAL PROPERTY VALUATIONS		Balance December 31, 1991	72,114.10
Other Educational Services		Code Class # of Parcels % VAL'N		CURRENT FINANCES DECEMBER 31, 1991	
STATUTORY EXPENDITURES				ASSETS	
Pensions & F. L. C. A.	187,432.00	1 Vacant Land 93 .79	2,883,600.00	Cash Dec. 31, 1991	644,794.63
Employee Fringe Benefits	246,746.75	2 Residential 2803 82.55	299,742,300.00	Taxes Receivable	363,048.88
Other Statutory Expenditures	2,000.00	3 Farm 7 .10	343,400.00	Tax Title Liens	39,051.01
CETA And Other Public Employment Programs		4a Commercial 153 7.75	28,154,100.00	Foreclosed Property	72,114.10
MUNICIPAL FUNCTIONS TOTAL	3,273,824.58	4b Industrial 4 6.46	23,461,100.00	Emergencies & Other Deferred Charges	96,545.75
CAPITAL IMPROVEMENTS * MEMO *	30,000.00	4c Apartments 12 2.35	8,539,500.00	State and Federal Aid Receivable	
DEBT SERVICE		Total 3137	363,123,000.00	Other Receivables	118,963.91
Principal Payments	160,000.00	Land Area 2.26 Sq. Miles		Total	1,334,518.28
Interest Payments	100,540.11	Net Valuation Taxable-Municipal	364,165,100	LIABILITIES, RESERVES, AND SURPLUS	
DEFERRED CHARGES	29,421.52	Net Valuation Taxable-County	333,137,337	Cash Liabilities	424,870.82
SCHOOL, COUNTY, SPECIAL DISTRICT TAXES	5,620,722.21	State Equalized Valuation	341,523,113	Reserves for Receivables	593,177.90
RESERVE FOR UNCOLLECTED TAXES	267,695.10	State Equalization Ratio	106.65	Surplus Dec. 31, 1991	316,469.56
EXPENDITURES TOTAL	9,452,183.52			Total	1,334,518.28

1710

Population 1980 6,954
 Population 1990 8,121
 S & P Rating
 Moody Rating

General Tax Rate Per \$100.

2.33

State Equalized Tax Rate

1.97

PITTSRGROVE TOWNSHIP - SALEM COUNTY

Form of Government
 Township Committee
 Number of Members - 5

PER CAPITA:

Gross Debt 554,88
 Net Debt 88,93
 Debt Service 6.50
 Total Tax Levy 708.47
 Municipal Expenditures 301.25

PER CENT:

Gross Debt 1.81
 Net Debt .29
 Tax Levy Collected 90.68
 Tax Levy Cancelled, Abated or Adjusted 1.10

EXPENDITURES		REVENUES-REALIZED		1991 PROPERTY TAX	
GENERAL GOVERNMENT		1991 Property Taxes Collected		STATE EQUALIZED TAX RATE	
Governing Body & Public Boards		1991 Payments in Lieu of Taxes	5,242,061.32	Local District School Taxes	1.17
Municipal Clerk		Delinquent Tax & Lien Collections	691,731.46	Regional & Consolidated School Tax	3,199,428.25
Financial Administration	47,045.00	Business Personality Replacement Taxes	49,139.43	School Taxes in Municipal Budget	
Assessment of Taxes	31,315.84	Taxes from Public Utilities	372,985.00	County Taxes	.72
Collection of Taxes	37,772.00	Other Miscellaneous Tax Revenues		County Library Taxes	1,975,435.74
Planning, Housing & Development	45,533.50	State Aid Revenues	473,977.19	Local Municipal Purpose Taxes	.08
Human Resources	55,792.59	Federal Aid Revenues		Veteran & Senior Citizen Taxes	209,439.76
Elections	750.00	State and Local Fiscal Assistance Act Utilized		Total Taxes for Rate Computation	1.97
General Administration (other)	485,760.96	Sale of Acquired Property		Special District Taxes	5,459,353.75
JUDICIARY		Other Miscellaneous Revenues	387,039.48	Bank Corp. Taxes	283,000.81
Municipal Courts	57,419.41	Total	7,216,934.38	Added and Omitted Taxes	86,188.62
PUBLIC SAFETY		Prior Years Surplus Appropriated	365,886.57	Total Taxes Levied - ABSTRACT	5,753,493.18
Fire Protection	5,606.00	REVENUES TOTAL	7,582,820.95	Total Taxes Billed	5,780,656.49
Police Protection	12,358.00	Reserve For Uncollected Taxes	747,524.72	1991 TAXES COLLECTED	5,242,061.82
Civil Defense & Disaster Control	3,949.00	CAPITAL OUTLAY TOTAL	174,163.57	1991 Taxes Cancelled, Abated or Adjusted	5,518.34
Environmental Inspection & Control	53,521.00	Public Enterprises		Transfer to Tax Title Liens or Foreclosed	74,286.78
Other Public Safety		Recreation—Culture		Balance Outstanding Dec. 31, 1991	458,789.55
PUBLIC WORKS		Public Works	141,740.41	PRIOR YEARS TAXES OUTSTANDING	
Streets and Drainage	203,611.00	Buildings and Grounds	32,423.16	Balance January 1, 1991	733,086.21
Sewers and Sewage Processing		Library and Education		Collected in 1991	671,109.94
Garbage and Trash Disposal	220,534.00	Conservation		Cancelled, Abated or Adjusted 1991	9.21
Public Buildings and Grounds	127,353.00	All Other		Transfers to Tax Title Liens or Foreclosed	45,692.97
Other Public Works	17,500.00	CAPITAL DEBT AUTHORIZED, DECEMBER 31, 1991		Balance December 31, 1991	16,274.09
HEALTH and WELFARE		ISSUED AND UNISSUED		TAX TITLE LIENS OUTSTANDING	
Health Services Except Environmental	200.00	School	3,784,000.00	Balance January 1, 1991	37,058.72
Welfare—Public Assistance	2,146.00	Self-Liquidating		Transfer From Taxes	127,961.42
Hospital, Clinics, First Aid	4,000.00	Other	722,200.00	Redeemed in 1991	20,621.52
Animal, Insect, & Rodent Control	10,700.00	Total	4,506,200.00	Cancelled, Abated or Adjusted (1991)	
Other Welfare Services		ISSUED AND OUTSTANDING		Transfers to Foreclosed Property	
RECREATION and CONSERVATION		School	3,784,000.00	Balance December 31, 1991	144,398.62
Beaches and Boardwalks		Self-Liquidating		PROPERTY ACQUIRED BY DEED OR FORECLOSURE	
Parks, Playgrounds, Shade Trees		Other	407,200.44	Balance January 1, 1991	
Land Reclamation & Conservation	17,713.49	Total	4,191,200.44	Transfers From Taxes or Liens	
Other Recreational Services	24,800.00	EQUALIZED VALUATION BASIS		Sale for Cash (1991)	
EDUCATION (excluding schools)		FOR NET DEBT COMPUTATION	248,343,899	Cancelled, Abated or Adjusted (1991)	
Libraries	500.00	REAL PROPERTY VALUATIONS		Balance December 31, 1991	
Other Educational Services		Code Class # of Parcels % VAL'N ASSESSED VALUATION		CURRENT FINANCES DECEMBER 31, 1991	
STATUTORY EXPENDITURES		1 Vacant Land 766 6.77 15,580,500.00		ASSETS	
Pensions & F. I. C. A.	79,000.00	2 Residential 2019 71.74 165,110,100.00		Cash Dec. 31, 1991	1,307,513.81
Employee Fringe Benefits	100,000.00	3 Farm 797 9.66 22,227,700.00		Taxes Receivable	475,063.64
Other Statutory Expenditures	1,000.00	4a Commercial 68 11.33 27,222,300.00		Tax Title Liens	144,398.62
CETA And Other Public Employment Programs		4b Industrial		Foreclosed Property	
MUNICIPAL FUNCTIONS TOTAL	1,645,935.79	4c Apartments		Emergencies & Other Deferred Charges	271.30
CAPITAL IMPROVEMENTS *MEMO*	6,074.53	Total	3650 230,140,600.00	State and Federal Aid Receivable	40,752.59
DEBT SERVICE		Land Area 46.50 Sq. Miles		Other Receivables	7,688.75
Principal Payments	43,000.00	Net Valuation Taxable-Municipal	231,319,183	Total	1,975,688.71
Interest Payments	9,796.00	Net Valuation Taxable-County	268,663,017	LIABILITIES, RESERVES, AND SURPLUS	
DEFERRED CHARGES	135.40	State Equalized Valuation	274,102,095	Cash Liabilities	636,160.19
SCHOOL, COUNTY, SPECIAL DISTRICT TAXES	5,457,864.30	State Equalization Ratio	84.51	Reserves for Receivables	627,151.01
RESERVE FOR UNCOLLECTED TAXES	747,524.72			Surplus Dec. 31, 1991	710,377.51
EXPENDITURES TOTAL	7,704,306.71			Total	1,975,688.71

2012
Population 1980 45,555
Population 1990 46,567
S & P Rating A+
Moody Rating BAA1

General Tax Rate Per \$100. 10.70
State Equalized Tax Rate 2.53

PLAINFIELD CITY - UNION COUNTY
Form of Government
Special Charter (P.L. 1968 c. 159)
Number of Members - 7

PER CAPITA:
Gross Debt 647.86
Net Debt 524.81
Debt Service 50.79
Total Tax Levy 899.54
Municipal Expenditures 803.35
PER CENT:
Gross Debt 1.90
Net Debt 1.54
Tax Levy Collected 86.94
Tax Levy Cancelled, Abated or Adjusted 1.80

EXPENDITURES		REVENUES-REALIZED		1991 PROPERTY TAX	
GENERAL GOVERNMENT				STATE EQUALIZED TAX RATE →	
Governing Body & Public Boards	122,598.00	1991 Property Taxes Collected	17,199,516.49	Local District School Taxes 1.15	19,039,921.00
Municipal Clerk	287,753.00	1991 Payments in Lieu of Taxes	333,000.00	Regional & Consolidated School Tax	
Financial Administration	372,190.00	Delinquent Tax & Lien Collections	3,200,000.00	School Taxes in Municipal Budget .01	231,891.50
Assessment of Taxes	161,491.00	Business Personalty Replacement Taxes	836,728.88	County Taxes .39	6,475,096.79
Collection of Taxes	176,432.00	Taxes from Public Utilities	2,261,713.00	County Library Taxes	
Planning, Housing & Development	643,222.00	Other Miscellaneous Tax Revenues		Local Municipal Purpose Taxes .98	16,141,825.39
Human Resources	1,458,398.32	State Aid Revenues	9,132,800.78	Veteran & Senior Citizen Taxes	197,550.00
Elections		Federal Aid Revenues		Total Taxes for Rate Computation 2.53	42,086,284.68
General Administration (other)	3,241,193.00	State and Local Fiscal Assistance Act Utilized		Special District Taxes	
JUDICIARY		Sale of Acquired Property		Bank Corp. Taxes	
Municipal Courts	495,428.72	Other Miscellaneous Revenues	3,244,228.18	Added and Omitted Taxes	
PUBLIC SAFETY		Total	36,207,987.33	Total Taxes Levied - ABSTRACT	41,888,734.68
Fire Protection	4,739,424.00	Prior Years Surplus Appropriated	2,922,692.50	Total Taxes Billed	19,783,019.95
Police Protection	6,403,216.30	REVENUES TOTAL	39,130,679.83	1991 TAXES COLLECTED	17,199,516.49
Civil Defense & Disaster Control	2,150.00	Reserve For Uncollected Taxes	4,093,000.00	1991 Taxes Cancelled, Abated or Adjusted	356,607.47
Environmental Inspection & Control	483,138.00	CAPITAL OUTLAY TOTAL	14,862,065.80	Transfer to Tax Title Liens or Foreclosed	238,126.91
Other Public Safety				Balance Outstanding Dec. 31, 1991	1,988,769.08
PUBLIC WORKS				PRIOR YEARS TAXES OUTSTANDING	
Streets and Drainage	1,187,146.00	Public Enterprises		Balance January 1, 1991	3,423,979.28
Sewers and Sewage Processing	643,465.00	Recreation—Culture		Collected in 1991	1,249,136.16
Garbage and Trash Disposal		Public Works	720.00	Cancelled, Abated or Adjusted 1991	42,630.98
Public Buildings and Grounds		Buildings and Grounds	14,861,345.80	Transfers to Tax Title Liens or Foreclosed	
Other Public Works	2,370,399.00	Library and Education		Balance December 31, 1991	2,132,212.14
HEALTH and WELFARE		Conservation		TAX TITLE LIENS OUTSTANDING	
Health Services Except Environmental	740,292.00	All Other		Balance January 1, 1991	1,605,512.23
Welfare—Public Assistance	213,480.00	CAPITAL DEBT AUTHORIZED, DECEMBER 31, 1991		Transfer From Taxes	238,126.91
Hospital, Clinics, First Aid		ISSUED AND UNISSUED		Redeemed in 1991	133,410.99
Animal, Insect, & Rodent Control	43,098.00	School	5,683,000	Cancelled, Abated or Adjusted (1991)	
Other Welfare Services		Self-Liquidating	46,920	Transfers to Foreclosed Property	
RECREATION and CONSERVATION		Other	24,438,992	Balance December 31, 1991	1,710,228.15
Beaches and Boardwalks		Total	30,168,912	PROPERTY ACQUIRED BY DEED OR FORECLOSURE	
Parks, Playgrounds, Shade Trees		ISSUED AND OUTSTANDING		Balance January 1, 1991	1,616,500.00
Land Reclamation & Conservation	160,168.00	School	5,014,000.00	Transfers From Taxes or Liens	
Other Recreational Services	565,068.00	Self-Liquidating		Sale for Cash (1991)	
EDUCATION (excluding schools)		Other	7,202,000.00	Cancelled, Abated or Adjusted (1991)	
Libraries	728,043.00	Total	12,216,000.00	Balance December 31, 1991	1,616,500.00
Other Educational Services	31,725.00	EQUALIZED VALUATION BASIS		CURRENT FINANCES DECEMBER 31, 1991	
STATUTORY EXPENDITURES		FOR NET DEBT COMPUTATION	1,585,502,916	ASSETS	
Pensions & F.I.C.A.	2,889,600.00	REAL PROPERTY VALUATIONS		Cash Dec. 31, 1991	13,850,510.44
Employee Fringe Benefits	2,449,765.00	Code Class # of Parcels % VAL'N		Taxes Receivable	4,120,981.22
Other Statutory Expenditures	10,000.00	1 Vacant Land 398 .75	2,871,700.00	Tax Title Liens	1,710,228.15
CETA And Other Public Employment Programs		2 Residential 9076 75.08	288,909,200.00	Foreclosed Property	1,616,500.00
MUNICIPAL FUNCTIONS TOTAL	30,668,883.34	3 Farm 1	4,300.00	Emergencies & Other Deferred Charges	416,183.60
CAPITAL IMPROVEMENTS *MEMO*	185,000.00	4a Commercial 744 13.78	53,013,200.00	State and Federal Aid Receivable	5,129,760.77
DEBT SERVICE		4b Industrial 71 3.00	11,544,500.00	Other Receivables	856,365.92
Principal Payments	1,644,000.00	4c Apartments 120 7.39	28,445,400.00	Total	27,700,530.10
Interest Payments	721,236.00	Total	384,738,300.00	LIABILITIES, RESERVES, AND SURPLUS	
TYPE I SCHL DEBT *MEMO*	630,282.00	Land Area 6.00 Sq. Miles		Cash Liabilities	13,627,748.73
DEFERRED CHARGES	282,598.07	Net Valuation Taxable—Municipal	391,749,440	Reserves for Receivables	9,304,075.29
SCHOOL, COUNTY, SPECIAL DISTRICT TAXES	25,745,909.29	Net Valuation Taxable—County	1,669,841,844	Surplus Dec. 31, 1991	4,768,706.08
RESERVE FOR UNCOLLECTED TAXES	4,093,000.00	State Equalized Valuation	1,632,854,212	Total	27,700,530.10
EXPENDITURES TOTAL	63,156,676.70	State Equalization Ratio	23.67		

1218

Population 1980 5,605
 Population 1990 14,213
 S & P Rating
 Moody Rating AA1

General Tax Rate Per \$100.

2.78

State Equalized Tax Rate

1.79

PLAINSBORO TOWNSHIP - MIDDLESEX CO.

Form of Government
 Township Committee
 Number of Members - 3

PER CAPITA:

Gross Debt 1,475.52
 Net Debt 876.90
 Debt Service 42.54
 Total Tax Levy 1,872.29
 Municipal Expenditures 578.55

PER CENT:

Gross Debt 1.47
 Net Debt .87
 Tax Levy Collected 99.15
 Tax Levy Cancelled, Abated or Adjusted .03

EXPENDITURES		REVENUES-REALIZED		1991 PROPERTY TAX	
GENERAL GOVERNMENT				STATE EQUALIZED TAX RATE	
Governing Body & Public Boards	35,438.00			Local District School Taxes	
Municipal Clerk	132,000.00	1991 Property Taxes Collected		Regional & Consolidated School Tax	
Financial Administration	229,219.00	1991 Payments in Lieu of Taxes		School Taxes in Municipal Budget	
Assessment of Taxes	365,751.00	Delinquent Tax & Lien Collections		County Taxes	
Collection of Taxes	62,755.00	Business Personalty Replacement Taxes		County Library Taxes	
Planning, Housing & Development	329,856.00	Taxes from Public Utilities		Local Municipal Purpose Taxes	
Human Resources	70,462.96	Other Miscellaneous Tax Revenues		Veteran & Senior Citizen Taxes	
Elections	6,765.00	State Aid Revenues		Total Taxes for Rate Computation	
General Administration (other)	928,278.00	Federal Aid Revenues		Special District Taxes	
JUDICIARY		State and Local Fiscal Assistance Act Utilized		Bank Corp. Taxes	
Municipal Courts	150,161.68	Sale of Acquired Property		Added and Omitted Taxes	
PUBLIC SAFETY		Other Miscellaneous Revenues		Total Taxes Levied - ABSTRACT	
Fire Protection	69,148.00	Total		Total Taxes Billed	
Police Protection	1,574,828.95	Prior Years Surplus Appropriated		1991 TAXES COLLECTED	
Civil Defense & Disaster Control	18,175.00	REVENUES TOTAL		1991 Taxes Cancelled, Abated or Adjusted	
Environmental Inspection & Control	383,285.00	Reserve For Uncollected Taxes		Transfer to Tax Title Liens or Foreclosed	
Other Public Safety		CAPITAL OUTLAY TOTAL		Balance Outstanding Dec. 31, 1991	
PUBLIC WORKS				PRIOR YEARS TAXES OUTSTANDING	
Streets and Drainage	403,963.01	Public Enterprises		Balance January 1, 1991	
Sewers and Sewage Processing		Recreation—Culture		Collected in 1991	
Garbage and Trash Disposal	27,500.00	Public Works		Cancelled, Abated or Adjusted 1991	
Public Buildings and Grounds	105,882.00	Buildings and Grounds		Transfers to Tax Title Liens or Foreclosed	
Other Public Works		Library and Education		Balance December 31, 1991	
HEALTH and WELFARE		Conservation		TAX TITLE LIENS OUTSTANDING	
Health Services Except Environmental	4,536.00	All Other		Balance January 1, 1991	
Welfare—Public Assistance	21,191.00	CAPITAL DEBT AUTHORIZED, DECEMBER 31, 1991		Transfer From Taxes	
Hospital, Clinics, First Aid		ISSUED AND UNISSUED GROSS DEBT NET DEBT		Redeemed in 1991	
Animal, Insect, & Rodent Control	9,900.00	School 8,469,473		Cancelled, Abated or Adjusted (1991)	
Other Welfare Services		Self-Liquidating 12,502,073		Transfers to Foreclosed Property	
RECREATION and CONSERVATION		Other 20,971,546		Balance December 31, 1991	
Beaches and Boardwalks		Total 12,463,357		PROPERTY ACQUIRED BY DEED OR FORECLOSURE	
Parks, Playgrounds, Shade Trees	124,483.00	ISSUED AND OUTSTANDING		Balance January 1, 1991	
Land Reclamation & Conservation	115,887.63	School 8,469,473.83		Transfers From Taxes or Liens	
Other Recreational Services	168,968.00	Self-Liquidating 6,857,000.00		Sale for Cash (1991)	
EDUCATION (excluding schools)		Other 15,326,473.83		Cancelled, Abated or Adjusted (1991)	
Libraries	483,317.00	Total		Balance December 31, 1991	
Other Educational Services		EQUALIZED VALUATION BASIS		CURRENT FINANCES DECEMBER 31, 1991	
STATUTORY EXPENDITURES		FOR NET DEBT COMPUTATION		ASSETS	
Pensions & F. L. C. A.	495,174.00	REAL PROPERTY VALUATIONS		Cash Dec. 31, 1991	
Employee Fringe Benefits	465,419.00	Code Class # of Parcels % VAL'N ASSESSED VALUATION		Taxes Receivable	
Other Statutory Expenditures		1 Vacant Land 424 3.73 33,788,200.00		Tax Title Liens	
CETA And Other Public Employment Programs		2 Residential 3483 39.18 354,906,900.00		Foreclosed Property	
MUNICIPAL FUNCTIONS TOTAL	6,782,344.23	3 Farm 138 .61 5,479,900.00		Emergencies & Other Deferred Charges	
CAPITAL IMPROVEMENTS *MEMO*	29,840.00	4a Commercial 74 39.73 359,904,200.00		State and Federal Aid Receivable	
DEBT SERVICE		4b Industrial 6 3.89 35,249,000.00		Other Receivables	
Principal Payments	450,000.00	4c Apartments 15 12.97 116,610,400.00		Total	
Interest Payments	154,575.00	Total 4140 905,938,600.00		LIABILITIES, RESERVES, AND SURPLUS	
DEFERRED CHARGES		Land Area 11.20 Sq. Miles		Cash Liabilities	
SCHOOL, COUNTY, SPECIAL DISTRICT TAXES	22,203,716.16	Net Valuation Taxable-Municipal 911,472,761		Reserves for Receivables	
RESERVE FOR UNCOLLECTED TAXES	836,000.00	Net Valuation Taxable-County 1,353,298,498		Surplus Dec. 31, 1991	
EXPENDITURES TOTAL	30,431,635.39	State Equalized Valuation 1,414,897,260		Total	
		State Equalization Ratio 64.28			

0119
 Population 1980 13,435
 Population 1990 16,027
 S & P Rating A-
 Moody Rating AAA

General Tax Rate Per \$100. 2.51
 State Equalized Tax Rate 2.56

PLEASANTVILLE CITY - ATLANTIC COUNTY
 Form of Government
 City Charter Act (P.L. 1897 c. 30)
 Number of Members - 7

PER CAPITA:
 Gross Debt 586.85
 Net Debt 314.34
 Debt Service 48.16
 Total Tax Levy 909.53
 Municipal Expenditures 883.65
 PER CENT:
 Gross Debt 2.12
 Net Debt 1.14
 Tax Levy Collected 90.79
 Tax Levy Cancelled, Abated or Adjusted 1.52

EXPENDITURES		REVENUES-REALIZED		1991 PROPERTY TAX	
GENERAL GOVERNMENT				STATE EQUALIZED TAX RATE 1.14	
Governing Body & Public Boards		1991 Property Taxes Collected	11,783,339.00	Local District School Taxes	5,737,110.52
Municipal Clerk	303,206.00	1991 Payments in Lieu of Taxes		Regional & Consolidated School Tax	
Financial Administration	119,800.00	Delinquent Tax & Lien Collections	1,157,428.00	School Taxes in Municipal Budget	
Assessment of Taxes	124,927.00	Business Personalty Replacement Taxes	138,443.00	County Taxes	* 2,225,700.88
Collection of Taxes	97,858.00	Taxes from Public Utilities	987,692.00	County Library Taxes	.03 154,641.11
Planning, Housing & Development	8,900.00	Other Miscellaneous Tax Revenues		Local Municipal Purpose Taxes	.95 4,810,968.00
Human Resources	162,322.00	State Aid Revenues	1,086,835.00	Veteran & Senior Citizen Taxes	153,550.00
Elections	7,225.00	Federal Aid Revenues		Total Taxes for Rate Computation	2.56 13,081,970.51
General Administration (other)	513,839.00	State and Local Fiscal Assistance Act Utilized		Special District Taxes	
JUDICIARY		Sale of Acquired Property		Bank Corp. Taxes	
Municipal Courts	190,591.00	Other Miscellaneous Revenues	1,850,564.00	Added and Omitted Taxes	45,954.00
PUBLIC SAFETY		Total	17,004,301.00	Total Taxes Levied - ABSTRACT	12,974,374.51
Fire Protection	1,337,123.00	Prior Years Surplus Appropriated	1,250,000.00	Total Taxes Billed	12,975,316.00
Police Protection	2,146,470.00	REVENUES TOTAL	18,254,301.00	1991 TAXES COLLECTED	11,783,339.00
Civil Defense & Disaster Control	3,815.00	Reserve For Uncollected Taxes	1,362,488.00	1991 Taxes Cancelled, Abated or Adjusted	196,939.00
Environmental Inspection & Control	219,141.00	CAPITAL OUTLAY TOTAL	1,125,160.00	Transfer to Tax Title Liens or Foreclosed	197,143.00
Other Public Safety				Balance Outstanding Dec. 31, 1991	801,895.00
PUBLIC WORKS				PRIOR YEARS TAXES OUTSTANDING	
Streets and Drainage	1,068,200.00	Public Enterprises	267,802.00	Balance January 1, 1991	1,183,338.00
Sewers and Sewage Processing		Recreation—Culture		Collected in 1991	910,757.00
Garbage and Trash Disposal	560,271.00	Public Works	31,726.00	Cancelled, Abated or Adjusted 1991	
Public Buildings and Grounds	280,000.00	Buildings and Grounds	825,635.00	Transfers to Tax Title Liens or Foreclosed	
Other Public Works		Library and Education		Balance December 31, 1991	272,581.00
HEALTH and WELFARE		Conservation		TAX TITLE LIENS OUTSTANDING	
Health Services Except Environmental		All Other		Balance January 1, 1991	372,636.00
Welfare—Public Assistance	57,800.00	CAPITAL DEBT AUTHORIZED, DECEMBER 31, 1991		Transfer From Taxes	366,003.00
Hospital, Clinics, First Aid		ISSUED AND UNISSUED		Redeemed in 1991	246,671.00
Animal, Insect, & Rodent Control	23,200.00	School	1,048,000.00	Cancelled, Abated or Adjusted (1991)	
Other Welfare Services		Self-Liquidating	3,319,500.00	Transfers to Foreclosed Property	
RECREATION and CONSERVATION		Other	5,037,890.00	Balance December 31, 1991	491,968.00
Beaches and Boardwalks		Total	9,405,390.00	PROPERTY ACQUIRED BY DEED OR	
Parks, Playgrounds, Shade Trees	201,317.00			FORECLOSURE	
Land Reclamation & Conservation	23,763.00	ISSUED AND OUTSTANDING		Balance January 1, 1991	1,225,989.00
Other Recreational Services	31,760.00	School	1,048,000.00	Transfers From Taxes or Liens	
EDUCATION (excluding schools)		Self-Liquidating	3,318,000.00	Sale for Cash (1991)	
Libraries		Other	4,918,000.00	Cancelled, Abated or Adjusted (1991)	
Other Educational Services		Total	9,284,000.00	Balance December 31, 1991	1,225,989.00
STATUTORY EXPENDITURES		EQUALIZED VALUATION BASIS		CURRENT FINANCES DECEMBER 31, 1991	
Pensions & F. I. C. A.	682,321.00	FOR NET DEBT COMPUTATION	442,631,445	ASSETS	
Employee Fringe Benefits	618,602.00	REAL PROPERTY VALUATIONS		Cash Dec. 31, 1991	3,475,809.00
Other Statutory Expenditures		Code Class # of Parcels % VAL'N	ASSESSED VALUATION	Taxes Receivable	1,074,476.00
CETA And Other Public Employment Programs		1 Vacant Land 691 4.39	21,527,700.00	Tax Title Liens	491,968.00
MUNICIPAL FUNCTIONS TOTAL	8,787,451.00	2 Residential 4820 64.06	314,348,517.00	Foreclosed Property	1,225,989.00
CAPITAL IMPROVEMENTS *MEMO*	16,000.00	3 Farm		Emergencies & Other Deferred Charges	67,876.00
DEBT SERVICE		4a Commercial 342 20.24	99,294,800.00	State and Federal Aid Receivable	408,187.00
Principal Payments	400,000.00	4b Industrial 38 4.68	22,957,200.00	Other Receivables	568,542.00
Interest Payments	371,929.00	4c Apartments 31 6.63	32,550,500.00	Total	7,312,847.00
DEFERRED CHARGES	34,991.00	Total 5922	490,678,717.00	LIABILITIES, RESERVES, AND SURPLUS	
SCHOOL, COUNTY, SPECIAL DISTRICT TAXES	8,117,452.51	Land Area 5.80 Sq. Miles		Cash Liabilities	1,994,043.00
RESERVE FOR UNCOLLECTED TAXES	1,362,488.00	Net Valuation Taxable—Municipal	515,273,396	Reserves for Receivables	3,091,152.00
EXPENDITURES TOTAL	19,074,311.51	Net Valuation Taxable—County	481,013,832	Surplus Dec. 31, 1991	2,227,652.00
		State Equalized Valuation	505,086,960	Total	7,312,847.00
		State Equalization Ratio	102.12		

1523
Population 1980 4,674
Population 1990 6,005
S & P Rating
Moody Rating

General Tax Rate Per \$100. 1.62
State Equalized Tax Rate 1.60

PLUMSTED TOWNSHIP - OCEAN COUNTY
Form of Government
Township Committee
Number of Members - 3

PER CAPITA:
Gross Debt 190.76
Net Debt 149.13
Debt Service 12.09
Total Tax Levy 714.12
Municipal Expenditures 279.28

PER CENT:
Gross Debt .48
Net Debt .38
Tax Levy Collected 95.94
Tax Levy Cancelled, Abated or Adjusted .21

EXPENDITURES		REVENUES-REALIZED		1991 PROPERTY TAX	
GENERAL GOVERNMENT				STATE EQUALIZED TAX RATE 1.10	
Governing Body & Public Boards		1991 Property Taxes Collected	4,117,266.41	Local District School Taxes	2,794,691.00
Municipal Clerk		1991 Payments in Lieu of Taxes		Regional & Consolidated School Tax	
Financial Administration	83,525.00	Delinquent Tax & Lien Collections	258,481.48	School Taxes in Municipal Budget	
Assessment of Taxes	32,500.00	Business Personalty Replacement Taxes	20,169.32	County Taxes	.35 *
Collection of Taxes	55,060.00	Taxes from Public Utilities	293,378.00	County Library Taxes	.03
Planning, Housing & Development	26,259.00	Other Miscellaneous Tax Revenues		Local Municipal Purpose Taxes	.12
Human Resources	41,643.00	State Aid Revenues	211,342.37	Veteran & Senior Citizen Taxes	47,800.00
Elections		Federal Aid Revenues		Total Taxes for Rate Computation	1.60
General Administration (other)	220,267.00	State and Local Fiscal Assistance Act Utilized		Special District Taxes	155,557.00
JUDICIARY		Sale of Acquired Property		Bank Corp. Taxes	
Municipal Courts	66,658.80	Other Miscellaneous Revenues	510,657.82	Added and Omitted Taxes	72,291.48
PUBLIC SAFETY		Total	5,411,295.40	Total Taxes Levied - ABSTRACT	4,288,287.36
Fire Protection		Prior Years Surplus Appropriated	430,000.00	Total Taxes Billed	4,291,476.97
Police Protection	225,436.29	REVENUES TOTAL	5,841,295.40	1991 TAXES COLLECTED	4,117,266.41
Civil Defense & Disaster Control	8,000.00	Reserve For Uncollected Taxes	314,856.16	1991 Taxes Cancelled, Abated or Adjusted	9,199.32
Environmental Inspection & Control	65,000.00	CAPITAL OUTLAY TOTAL	454,252.78	Transfer to Tax Title Liens or Foreclosed	21,172.58
Other Public Safety				Balance Outstanding Dec. 31, 1991	143,838.66
PUBLIC WORKS				PRIOR YEARS TAXES OUTSTANDING	
Streets and Drainage	61,700.00	Public Enterprises		Balance January 1, 1991	263,206.36
Sewers and Sewage Processing	27,300.00	Recreation-Culture		Collected in 1991	215,030.33
Garbage and Trash Disposal	34,700.00	Public Works		Cancelled, Abated or Adjusted 1991	6,753.76
Public Buildings and Grounds	153,779.00	Buildings and Grounds	29,985.22	Transfers to Tax Title Liens or Foreclosed	7,971.75
Other Public Works		Library and Education	424,267.56	Balance December 31, 1991	33,450.52
HEALTH and WELFARE		Conservation		TAX TITLE LIENS OUTSTANDING	
Health Services Except Environmental	150.00	All Other		Balance January 1, 1991	29,901.71
Welfare-Public Assistance	11,820.00			Transfer From Taxes	30,089.42
Hospital, Clinics, First Aid				Redeemed in 1991	43,451.15
Animal, Insect, & Rodent Control	3,500.00			Cancelled, Abated or Adjusted (1991)	
Other Welfare Services				Transfers to Foreclosed Property	
RECREATION and CONSERVATION				Balance December 31, 1991	16,539.98
Beaches and Boardwalks				PROPERTY ACQUIRED BY DEED OR FORECLOSURE	
Parks, Playgrounds, Shade Trees				Balance January 1, 1991	300.00
Land Reclamation & Conservation	854.79			Transfers From Taxes or Liens	
Other Recreational Services	41,832.00			Sale for Cash (1991)	
EDUCATION (excluding schools)				Cancelled, Abated or Adjusted (1991)	
Libraries	6,300.00			Balance December 31, 1991	300.00
Other Educational Services	1,000.00			CURRENT FINANCES DECEMBER 31, 1991	
STATUTORY EXPENDITURES				ASSETS	
Pensions & F. I. C. A.	50,772.00			Cash Dec. 31, 1991	2,315,647.03
Employee Fringe Benefits	43,800.00			Taxes Receivable	177,289.18
Other Statutory Expenditures	4,500.00			Tax Title Liens	16,539.98
CETA And Other Public Employment Programs				Foreclosed Property	300.00
MUNICIPAL FUNCTIONS TOTAL	1,271,906.88			Emergencies & Other Deferred Charges	39,000.00
CAPITAL IMPROVEMENTS *MEMO*	20,000.00			State and Federal Aid Receivable	
DEBT SERVICE				Other Receivables	41,222.00
Principal Payments	60,000.00			Total	2,589,998.19
Interest Payments	12,578.00			LIABILITIES, RESERVES, AND SURPLUS	
DEFERRED CHARGES	17,749.49			Cash Liabilities	981,990.06
SCHOOL, COUNTY, SPECIAL DISTRICT TAXES	3,913,107.75			Reserves for Receivables	235,351.16
RESERVE FOR UNCOLLECTED TAXES	314,856.16			Surplus Dec. 31, 1991	1,372,656.97
EXPENDITURES TOTAL	5,590,198.28			Total	2,589,998.19

2120

Population 1980 3,856
 Population 1990 3,591
 S & P Rating
 Moody Rating

General Tax Rate Per \$100.

State Equalized Tax Rate

1.56

1.74

POHATCONG TOWNSHIP - WARREN CO.

Form of Government
 Township Committee
 Number of Members - 3

PER CAPITA:

Gross Debt 175.15
 Net Debt 133.38
 Debt Service 21.98
 Total Tax Levy 1,120.64
 Municipal Expenditures 504.90

PER CENT:

Gross Debt .29
 Net Debt .22
 Tax Levy Collected 93.76
 Tax Levy Cancelled, Abated
 or Adjusted

EXPENDITURES		REVENUES-REALIZED		1991 PROPERTY TAX	
GENERAL GOVERNMENT				STATE EQUALIZED TAX RATE	
Governing Body & Public Boards		1991 Property Taxes Collected	3,774,359.98	Local District School Taxes	.54 2,157,089.00
Municipal Clerk		1991 Payments in Lieu of Taxes		Regional & Consolidated School Tax	
Financial Administration	20,186.00	Delinquent Tax & Lien Collections	284,900.38	School Taxes in Municipal Budget	
Assessment of Taxes	31,690.00	Business Personalty Replacement Taxes	55,286.76	County Taxes	.61 1,405,232.40
Collection of Taxes	23,305.00	Taxes from Public Utilities	210,903.82	County Library Taxes	.05 111,900.82
Planning, Housing & Development	45,782.00	Other Miscellaneous Tax Revenues		Local Municipal Purpose Taxes	.15 340,927.66
Human Resources	59,438.50	State Aid Revenues	189,172.38	Veteran & Senior Citizen Taxes	
Elections	4,900.00	Federal Aid Revenues		Total Taxes for Rate Computation	1.75 4,077,399.8%
General Administration (other)	229,334.00	State and Local Fiscal Assistance Act Utilized		Special District Taxes	
JUDICIARY		Sale of Acquired Property		Bank Corp. Taxes	
Municipal Courts	52,650.00	Other Miscellaneous Revenues	481,341.77	Added and Omitted Taxes	5,066.61
PUBLIC SAFETY		Total	4,995,965.09	Total Taxes Levied - ABSTRACT	4,024,216.49
Fire Protection	49,360.00	Prior Years Surplus Appropriated	426,864.00	Total Taxes Billed	4,025,631.88
Police Protection	311,645.74	REVENUES TOTAL	5,422,829.09	1991 TAXES COLLECTED	3,774,359.98
Civil Defense & Disaster Control	13,113.00	Reserve For Uncollected Taxes	369,511.96	1991 Taxes Cancelled, Abated or Adjusted	
Environmental Inspection & Control	30,830.00	CAPITAL OUTLAY TOTAL	352,445.23	Transfer to Tax Title Liens or Foreclosed	
Other Public Safety				Balance Outstanding Dec. 31, 1991	251,271.90
PUBLIC WORKS				PRIOR YEARS TAXES OUTSTANDING	
Streets and Drainage	190,970.00	Public Enterprises	22,137.00	Balance January 1, 1991	279,547.65
Sewers and Sewage Processing		Recreation-Culture		Collected in 1991	278,589.42
Garbage and Trash Disposal		Public Works	319,573.19	Cancelled, Abated or Adjusted 1991	
Public Buildings and Grounds	59,650.00	Buildings and Grounds	11,735.04	Transfers to Tax Title Liens or Foreclosed	
Other Public Works		Library and Education		Balance December 31, 1991	958.23
HEALTH and WELFARE		Conservation		TAX TITLE LIENS OUTSTANDING	
Health Services Except Environmental	50.00	All Other		Balance January 1, 1991	33,052.70
Welfare-Public Assistance	1,228.00	CAPITAL DEBT AUTHORIZED, DECEMBER 31, 1991		Transfer From Taxes	
Hospital, Clinics, First Aid		ISSUED AND UNISSUED		Redeemed in 1991	6,310.96
Animal, Insect, & Rodent Control	1,975.00	School	120,000	Cancelled, Abated or Adjusted (1991)	
Other Welfare Services		Self-Liquidating	30,000	Transfers to Foreclosed Property	
RECREATION and CONSERVATION		Other	478,960	Balance December 31, 1991	26,741.74
Beaches and Boardwalks		Total	628,960	PROPERTY ACQUIRED BY DEED OR	
Parks, Playgrounds, Shade Trees	17,300.00	ISSUED AND OUTSTANDING		FORECLOSURE	
Land Reclamation & Conservation	895.64	School	120,000.00	Balance January 1, 1991	510,300.00
Other Recreational Services		Self-Liquidating		Transfers From Taxes or Liens	
EDUCATION (excluding schools)		Other	478,960.00	Sale for Cash (1991)	
Libraries		Total	598,960.00	Cancelled, Abated or Adjusted (1991)	
Other Educational Services		EQUALIZED VALUATION BASIS		Balance December 31, 1991	510,300.00
STATUTORY EXPENDITURES		FOR NET DEBT COMPUTATION	217,038.459	CURRENT FINANCES DECEMBER 31, 1991	
Pensions & F. L. C. A.	88,207.00	REAL PROPERTY VALUATIONS		ASSETS	
Employee Fringe Benefits	104,000.00	Code Class # of Parcels % VAL'N		Cash Dec. 31, 1991	1,126,382.24
Other Statutory Expenditures	2,600.00	1 Vacant Land 151 2.54	6,519,900.00	Taxes Receivable	252,230.13
CETA And Other Public Employment Programs		2 Residential 1220 63.66	163,355,800.00	Tax Title Liens	26,741.74
MUNICIPAL FUNCTIONS TOTAL	1,339,009.88	3 Farm 286 7.68	19,695,000.00	Foreclosed Property	510,300.00
CAPITAL IMPROVEMENTS *MEMO*	10,000.00	4a Commercial 51 23.14	59,384,900.00	Emergencies & Other Deferred Charges	37,000.00
DEBT SERVICE		4b Industrial 7 2.32	7,230,400.00	State and Federal Aid Receivable	
Principal Payments	65,230.00	4c Apartments 2 .16	420,600.00	Other Receivables	280,229.62
Interest Payments	13,644.19	Total 1717	256,606,600.00	Total	2,232,883.73
DEFERRED CHARGES	25,645.20	Land Area 14.08 Sq. Miles		LIABILITIES, RESERVES, AND SURPLUS	
SCHOOL, COUNTY, SPECIAL DISTRICT TAXES	3,673,222.22	Net Valuation Taxable-Municipal	257,728,543	Cash Liabilities	683,694.20
RESERVE FOR UNCOLLECTED TAXES	369,511.96	Net Valuation Taxable-County	236,389,945	Reserves for Receivables	1,069,501.49
EXPENDITURES TOTAL	5,491,313.45	State Equalized Valuation	230,685,908	Surplus Dec. 31, 1991	480,288.04
		State Equalization Ratio	111.78	Total	2,232,883.73

1524

Population 1980 17,747
 Population 1990 18,177
 S & P Rating
 Moody Rating BAA1

General Tax Rate Per \$100.

State Equalized Tax Rate

1.73

1.71

POINT PLEASANT BOROUGH - OCEAN CO.
 Form of Government
 Borough Council
 Number of Members - 6

PER CAPITA:

Gross Debt 908.26
 Net Debt 417.66
 Debt Service 24.68
 Total Tax Levy 1,246.81
 Municipal Expenditures 456.74

PER CENT:

Gross Debt 1.23
 Net Debt .57
 Tax Levy Collected 93.13
 Tax Levy Cancelled, Abated or Adjusted .21

EXPENDITURES		REVENUES-REALIZED		1991 PROPERTY TAX	
GENERAL GOVERNMENT		1991 Property Taxes Collected		STATE EQUALIZED TAX RATE	
Governing Body & Public Boards		1991 Payments in Lieu of Taxes	21,143,916.39	Local District School Taxes	1.03 13,525,274.00
Municipal Clerk		Delinquent Tax & Lien Collections	1,502,409.23	Regional & Consolidated School Tax	
Financial Administration	65,200.00	Business Personalty Replacement Taxes	75,687.96	School Taxes in Municipal Budget	
Assessment of Taxes	85,071.00	Taxes from Public Utilities	834,990.00	County Taxes	.38 * 5,041,129.24
Collection of Taxes	66,820.00	Other Miscellaneous Tax Revenues		County Library Taxes	.03 398,131.30
Planning, Housing & Development	104,765.00	State Aid Revenues	718,993.05	Local Municipal Purpose Taxes	.28 3,633,669.00
Human Resources	123,717.22	Federal Aid Revenues		Veteran & Senior Citizen Taxes	
Elections		State and Local Fiscal Assistance Act Utilized		Total Taxes for Rate Computation	1.72 22,871,103.54
General Administration (other)	325,666.00	Sale of Acquired Property		Special District Taxes	
JUDICIARY		Other Miscellaneous Revenues	1,014,889.66	Bank Corp. Taxes	
Municipal Courts	109,922.00	Prior Years Surplus Appropriated	1,464,000.00	Added and Omitted Taxes	65,090.41
PUBLIC SAFETY		REVENUES TOTAL	26,759,886.29	Total Taxes Levied - ABSTRACT	22,663,293.95
Fire Protection	53,336.00	Reserve For Uncollected Taxes	1,831,423.00	Total Taxes Billed	22,707,975.30
Police Protection	1,634,469.21	CAPITAL OUTLAY TOTAL	954,784.92	1991 TAXES COLLECTED	21,148,916.39
Civil Defense & Disaster Control	7,810.00	Public Enterprises	244,548.52	1991 Taxes Cancelled, Abated or Adjusted	48,188.14
Environmental Inspection & Control	50,772.00	Recreation—Culture	118,099.67	Transfer to Tax Title Liens or Foreclosed	297,276.72
Other Public Safety		Public Works	70,316.28	Balance Outstanding Dec. 31, 1991	1,213,594.05
PUBLIC WORKS		Buildings and Grounds	449,685.41	PRIOR YEARS TAXES OUTSTANDING	
Streets and Drainage	496,322.00	Library and Education	71,135.04	Balance January 1, 1991	1,142,476.08
Sewers and Sewage Processing	189,158.00	Conservation	1,000.00	Collected in 1991	989,646.31
Garbage and Trash Disposal	1,493,522.00	All Other		Cancelled, Abated or Adjusted 1991	
Public Buildings and Grounds	37,715.00	CAPITAL DEBT AUTHORIZED, DECEMBER 31, 1991		Transfers to Tax Title Liens or Foreclosed	57,794.27
Other Public Works		ISSUED AND UNISSUED		Balance December 31, 1991	95,035.50
HEALTH and WELFARE		SCHOOL		TAX TITLE LIENS OUTSTANDING	
Health Services Except Environmental	49,061.00	Self-Liquidating	8,917,684	Balance January 1, 1991	567,515.07
Welfare—Public Assistance	23,132.00	Other	7,591,738	Transfer From Taxes	364,876.83
Hospital, Clinics, First Aid		Total	16,509,422	Redeemed in 1991	512,762.92
Animal, Insect, & Rodent Control	10,000.00	ISSUED AND OUTSTANDING		Cancelled, Abated or Adjusted (1991)	
Other Welfare Services		SCHOOL		Transfers to Foreclosed Property	
RECREATION and CONSERVATION		Self-Liquidating	8,227,650.00	Balance December 31, 1991	419,628.98
Beaches and Boardwalks		Other	5,284,736.00	PROPERTY ACQUIRED BY DEED OR FORECLOSURE	
Parks, Playgrounds, Shade Trees		Total	13,512,386.00	Balance January 1, 1991	13,100.00
Land Reclamation & Conservation	18,438.91	EQUALIZED VALUATION BASIS		Transfers From Taxes or Liens	
Other Recreational Services	145,206.00	FOR NET DEBT COMPUTATION	1,339,615,976	Sale for Cash (1991)	
EDUCATION (excluding schools)		REAL PROPERTY VALUATIONS		Cancelled, Abated or Adjusted (1991)	
Libraries		Code Class # of Parcels % VAL'N ASSESSED VALUATION		Balance December 31, 1991	13,100.00
Other Educational Services		1 Vacant Land 437 2.79 36,128,000.00		CURRENT FINANCES DECEMBER 31, 1991	
STATUTORY EXPENDITURES		2 Residential 7253 85.73 1,111,040,200.00		ASSETS	
Pensions & F. L. C. A.	433,432.00	3 Farm 287 10.35 134,092,900.00		Cash Dec. 31, 1991	7,320,370.18
Employee Fringe Benefits	352,208.00	4a Commercial 12 1.13 14,657,300.00		Taxes Receivable	1,308,629.55
Other Statutory Expenditures	6,100.00	4b Industrial 7939 1,295,918,400.00		Tax Title Liens	419,628.98
CETA And Other Public Employment Programs		Total Land Area 3.70 Sq. Miles		Foreclosed Property	13,100.00
MUNICIPAL FUNCTIONS TOTAL	5,941,843.34	Net Valuation Taxable-Municipal	1,303,607,268	Emergencies & Other Deferred Charges	117,200.00
CAPITAL IMPROVEMENTS * ME 10	10,000.00	Net Valuation Taxable-County	1,362,540,964	State and Federal Aid Receivable	21,000.16
DEBT SERVICE		State Equalized Valuation	1,315,904,495	Other Receivables	27,909.64
Principal Payments	113,000.00	State Equalization Ratio	99.06	Total	9,227,838.51
Interest Payments	335,566.70			LIABILITIES, RESERVES, AND SURPLUS	
DEFERRED CHARGES	80,400.00			Cash Liabilities	4,470,659.90
SCHOOL, COUNTY, SPECIAL DISTRICT TAXES	18,964,534.54			Reserves for Receivables	1,769,268.17
RESERVE FOR UNCOLLECTED TAXES	1,831,423.00			Surplus Dec. 31, 1991	2,987,910.44
EXPENDITURES TOTAL	27,266,767.53			Total	9,227,838.51

1525
Population 1980 5,415
Population 1990 5,112
S & P Rating
Moody Rating

General Tax Rate Per \$100. 1.44
State Equalized Tax Rate 1.49

PT. PLEASANT BEACH BORO. - OCEAN CO.
Form of Government
Borough Council
Number of Members - 6

PER CAPITA:
Gross Debt 1,154.66
Net Debt 492.88
Debt Service 12.60
Total Tax Levy 1,938.51
Municipal Expenditures 993.29
PER CENT:
Gross Debt .85
Net Debt .36
Tax Levy Collected 93.99
Tax Levy Cancelled, Abated or Adjusted .21

EXPENDITURES		REVENUES-REALIZED		1991 PROPERTY TAX	
GENERAL GOVERNMENT		1991 Property Taxes Collected		STATE EQUALIZED TAX RATE	
Governing Body & Public Boards		1991 Payments in Lieu of Taxes	9,317,330.22	Local District School Taxes	.75 4,954,254.50
Municipal Clerk		Delinquent Tax & Lien Collections	470,097.23	Regional & Consolidated School Tax	
Financial Administration	55,000.00	Business Personalty Replacement Taxes	102,743.08	School Taxes in Municipal Budget	
Assessment of Taxes	27,505.00	Taxes from Public Utilities	500,402.00	County Taxes	.40 * 2,677,587.33
Collection of Taxes	40,650.00	Other Miscellaneous Tax Revenues		County Library Taxes	.03 211,399.84
Planning, Housing & Development	42,835.00	State Aid Revenues	188,606.66	Local Municipal Purpose Taxes	.31 2,046,432.00
Human Resources	143,363.00	Federal Aid Revenues		Veteran & Senior Citizen Taxes	52,150.00
Elections		State and Local Fiscal Assistance Act Utilized		Total Taxes for Rate Computation	1.49 9,941,823.67
General Administration (other)	590,763.83	Sale of Acquired Property		Special District Taxes	
JUDICIARY		Other Miscellaneous Revenues	1,283,968.29	Bank Corp. Taxes	
Municipal Courts	128,738.06	Total	11,863,147.48	Added and Omitted Taxes	20,004.86
PUBLIC SAFETY		Prior Years Surplus Appropriated	1,087,050.00	Total Taxes Levied - ABSTRACT	9,909,678.53
Fire Protection	115,483.40	REVENUES TOTAL	12,950,197.48	Total Taxes Billed	9,912,860.84
Police Protection	1,304,559.94	Reserve For Uncollected Taxes	567,930.00	1991 TAXES COLLECTED	9,317,330.22
Civil Defense & Disaster Control	4,000.00	CAPITAL OUTLAY TOTAL	576,372.63	1991 Taxes Cancelled, Abated or Adjusted	20,877.97
Environmental Inspection & Control	130,335.00			Transfer to Tax Title Liens or Foreclosed	13,302.23
Other Public Safety	2,150.00			Balance Outstanding Dec. 31, 1991	561,350.42
PUBLIC WORKS				PRIOR YEARS TAXES OUTSTANDING	
Streets and Drainage	244,500.00	Public Enterprises	242,621.34	Balance January 1, 1991	451,152.90
Sewers and Sewage Processing	105,500.00	Recreation-Culture	3,038.97	Collected in 1991	436,606.48
Garbage and Trash Disposal	391,200.00	Public Works	124,193.23	Cancelled, Abated or Adjusted 1991	14,544.42
Public Buildings and Grounds	183,300.00	Buildings and Grounds	206,519.09	Transfers to Tax Title Liens or Foreclosed	2.00
Other Public Works	40,000.00	Library and Education		Balance December 31, 1991	
HEALTH and WELFARE		Conservation		TAX TITLE LIENS OUTSTANDING	
Health Services Except Environmental	18,500.00	All Other		Balance January 1, 1991	55,675.25
Welfare-Public Assistance	65,800.00			Transfer From Taxes	13,304.36
Hospital, Clinics, First Aid				Redeemed in 1991	33,490.75
Animal, Insect, & Rodent Control				Cancelled, Abated or Adjusted (1991)	
Other Welfare Services				Transfers to Foreclosed Property	
RECREATION and CONSERVATION				Balance December 31, 1991	35,488.86
Beaches and Boardwalks	29,880.00			PROPERTY ACQUIRED BY DEED OR FORECLOSURE	
Parks, Playgrounds, Shade Trees	32,996.00			Balance January 1, 1991	
Land Reclamation & Conservation	4,992.60			Transfers From Taxes or Liens	
Other Recreational Services	5,500.00			Sale for Cash (1991)	
EDUCATION (excluding schools)				Cancelled, Abated or Adjusted (1991)	
Libraries	3,100.00			Balance December 31, 1991	
Other Educational Services				CURRENT FINANCES DECEMBER 31, 1991	
STATUTORY EXPENDITURES				ASSETS	
Pensions & F.L.C.A.	279,005.00			Cash Dec. 31, 1991	3,538,790.93
Employee Fringe Benefits	261,491.00			Taxes Receivable	561,350.42
Other Statutory Expenditures	10,042.47			Tax Title Liens	35,488.86
CETA And Other Public Employment Programs				Foreclosed Property	
MUNICIPAL FUNCTIONS TOTAL	4,261,190.30			Emergencies & Other Deferred Charges	26,400.00
CAPITAL IMPROVEMENTS *MEMO*				State and Federal Aid Receivable	
DEBT SERVICE				Other Receivables	240,123.25
Principal Payments	50,000.00			Total	4,402,153.46
Interest Payments	14,400.00			LIABILITIES, RESERVES, AND SURPLUS	
DEFERRED CHARGES	184,162.55			Cash Liabilities	1,928,041.54
SCHOOL, COUNTY, SPECIAL DISTRICT TAXES	7,343,241.67			Reserves for Receivables	836,962.53
RESERVE FOR UNCOLLECTED TAXES	567,930.00			Surplus Dec. 31, 1991	1,637,149.39
EXPENDITURES TOTAL	12,920,924.52			Total	4,402,153.46

1609
Population 1980 10,660
Population 1990 10,539
S & P Rating
Moody Rating A1

General Tax Rate Per \$100. 2.48
State Equalized Tax Rate 2.61

POMPTON LAKES BOROUGH - PASSAIC CO.
Form of Government
Borough Council
Number of Members - 6

PER CAPITA:
Gross Debt 343.01
Net Debt 297.84
Debt Service 52.52
Total Tax Levy 1,675.46
Municipal Expenditures 727.98
PER CENT:
Gross Debt .52
Net Debt .45
Tax Levy Collected 97.07
Tax Levy Cancelled, Abated or Adjusted .31

EXPENDITURES		REVENUES-REALIZED		1991 PROPERTY TAX	
GENERAL GOVERNMENT		1991 Property Taxes Collected		STATE EQUALIZED TAX RATE	
Governing Body & Public Boards			17,145,618.91	1.50	
Municipal Clerk		1991 Payments in Lieu of Taxes	44,835.00	10,167,969.00	
Financial Administration	106,953.00	Delinquent Tax & Lien Collections	414,015.05		
Assessment of Taxes	675,829.00	Business Personality Replacement Taxes	268,451.16		
Collection of Taxes	64,492.00	Taxes from Public Utilities	574,584.00		
Planning, Housing & Development	9,325.00	Other Miscellaneous Tax Revenues			
Human Resources	86,506.00	State Aid Revenues	540,958.87		
Elections	5,750.00	Federal Aid Revenues			
General Administration (other)	718,361.90	State and Local Fiscal Assistance Act Utilized			
JUDICIARY		Sale of Acquired Property			
Municipal Courts	75,633.84	Other Miscellaneous Revenues	616,117.49		
PUBLIC SAFETY		Total	19,604,580.48		
Fire Protection	102,745.00	Prior Years Surplus Appropriated	236,000.00		
Police Protection	1,409,757.89	REVENUES TOTAL	19,840,580.48		
Civil Defense & Disaster Control	2,500.00	Reserve For Uncollected Taxes	535,216.48		
Environmental Inspection & Control	75,566.00	CAPITAL OUTLAY TOTAL	280,760.02		
Other Public Safety					
PUBLIC WORKS					
Streets and Drainage	446,900.00	Public Enterprises			
Sewers and Sewage Processing	118,200.00	Recreation-Culture			
Garbage and Trash Disposal	1,082,400.00	Public Works	994.63		
Public Buildings and Grounds	117,834.00	Buildings and Grounds	279,765.39		
Other Public Works		Library and Education			
HEALTH and WELFARE		Conservation			
Health Services Except Environmental	134,362.00	All Other			
Welfare-Public Assistance	23,950.00	CAPITAL DEBT AUTHORIZED, DECEMBER 31, 1991			
Hospital, Clinics, First Aid		ISSUED AND UNISSUED			
Animal, Insect, & Rodent Control		School	476,000		
Other Welfare Services		Self-Liquidating			
RECREATION and CONSERVATION		Other	3,138,933		
Beaches and Boardwalks		Total	3,614,933		
Parks, Playgrounds, Shade Trees	10,800.00	ISSUED AND OUTSTANDING			
Land Reclamation & Conservation	5,000.00	School	476,000.00		
Other Recreational Services	18,400.00	Self-Liquidating			
EDUCATION (excluding schools)		Other	2,523,800.00		
Libraries	205,319.00	Total	2,999,800.00		
Other Educational Services	2,125.00	EQUALIZED VALUATION BASIS			
STATUTORY EXPENDITURES		FOR NET DEBT COMPUTATION	699,202,717		
Pensions & F. L. C. A.	451,028.00	REAL PROPERTY VALUATIONS			
Employee Fringe Benefits	307,000.00	Code Class # of Parcels % VAL'N			
Other Statutory Expenditures		1 Vacant Land 382 2.36	16,761,600.00		
CETA And Other Public Employment Programs		2 Residential 3397 82.38	585,046,820.00		
MUNICIPAL FUNCTIONS TOTAL	6,257,737.63	3 Farm			
CAPITAL IMPROVEMENTS *MEMO*	16,700.00	4a Commercial 143 8.42	59,785,963.00		
DEBT SERVICE		4b Industrial 5 4.66	33,103,200.00		
Principal Payments	285,000.00	4c Apartments 6 2.18	15,505,300.00		
Interest Payments	263,457.87	Total 3933	710,202,883.00		
DEFERRED CHARGES	325,737.72	Land Area 3.00 Sq. Miles			
SCHOOL, COUNTY, SPECIAL DISTRICT TAXES	13,252,048.80	Net Valuation Taxable-Municipal	712,168,171		
RESERVE FOR UNCOLLECTED TAXES	535,216.48	Net Valuation Taxable-County	710,255,052		
EXPENDITURES TOTAL	20,924,198.50	State Equalized Valuation	677,384,102		
		State Equalization Ratio	105.15		

0120
 Population 1980 837
 Population 1990 992
 S & P Rating 888+
 Moody Rating
 General Tax Rate Per \$100. 2.64
 State Equalized Tax Rate 1.64

PORT REPUBLIC CITY - ATLANTIC CO.
 Form of Government
 City Charter (P.L. 1897 c. 30)
 Number of Members - 7

PER CAPITA:
 Gross Debt 645.16
 Net Debt 176.41
 Debt Service 87.50
 Total Tax Levy 1,091.84
 Municipal Expenditures 656.51
 PER CENT:
 Gross Debt 1.07
 Net Debt .29
 Tax Levy Collected 90.34
 Tax Levy Cancelled, Abated or Adjusted

EXPENDITURES		REVENUES-REALIZED		1991 PROPERTY TAX	
GENERAL GOVERNMENT				STATE EQUALIZED TAX RATE 1.64	
Governing Body & Public Boards		1991 Property Taxes Collected	978,720.78	Local District School Taxes	669,748.00
Municipal Clerk		1991 Payments in Lieu of Taxes		Regional & Consolidated School Tax	
Financial Administration	26,670.00	Delinquent Tax & Lien Collections	87,675.35	School Taxes in Municipal Budget	49,750.00
Assessment of Taxes	5,705.00	Business Personalty Replacement Taxes	5,963.48	County Taxes	301,584.82
Collection of Taxes	9,755.00	Taxes from Public Utilities	166,618.00	County Library Taxes	20,960.84
Planning, Housing & Development	3,625.00	Other Miscellaneous Tax Revenues		Local Municipal Purpose Taxes	35,750.32
Human Resources	9,318.54	State Aid Revenues	100,855.21	Veteran & Senior Citizen Taxes	10,700.00
Elections	1,600.00	Federal Aid Revenues		Total Taxes for Rate Computation	1,088,493.98
General Administration (other)	97,617.00	State and Local Fiscal Assistance Act Utilized		Special District Taxes	
JUDICIARY		Sale of Acquired Property		Bank Corp. Taxes	
Municipal Courts	38,176.70	Other Miscellaneous Revenues	123,671.95	Added and Omitted Taxes	5,314.52
PUBLIC SAFETY		Total	1,463,504.77	Total Taxes Levied - ABSTRACT	1,083,108.50
Fire Protection	16,655.50	Prior Years Surplus Appropriated	170,000.00	Total Taxes Billed	1,083,424.34
Police Protection	20,500.00	REVENUES TOTAL	1,633,504.77	1991 TAXES COLLECTED	978,720.78
Civil Defense & Disaster Control	1,601.00	Reserve For Uncollected Taxes	133,860.04	1991 Taxes Cancelled, Abated or Adjusted	
Environmental Inspection & Control	8,585.00	CAPITAL OUTLAY TOTAL	232,346.24	Transfer to Tax Title Liens or Foreclosed	28,549.88
Other Public Safety				Balance Outstanding Dec. 31, 1991	76,153.68
PUBLIC WORKS				PRIOR YEARS TAXES OUTSTANDING	
Streets and Drainage	37,900.00	Public Enterprises		Balance January 1, 1991	105,939.77
Sewers and Sewage Processing	42,815.00	Recreation-Culture		Collected in 1991	86,771.87
Garbage and Trash Disposal	48,640.00	Public Works		Cancelled, Abated or Adjusted 1991	
Public Buildings and Grounds	5,500.00	Buildings and Grounds	207,304.27	Transfers to Tax Title Liens or Foreclosed	15,921.79
Other Public Works	3,501.00	Library and Education	25,041.97	Balance December 31, 1991	3,246.11
HEALTH and WELFARE		Conservation		TAX TITLE LIENS OUTSTANDING	
Health Services Except Environmental		All Other		Balance January 1, 1991	47,934.37
Welfare-Public Assistance	2,044.00	CAPITAL DEBT AUTHORIZED, DECEMBER 31, 1991		Transfer From Taxes	48,293.73
Hospital, Clinics, First Aid		ISSUED AND UNISSUED GROSS DEBT NET DEBT		Redeemed in 1991	903.48
Animal, Insect, & Rodent Control	2,001.00	School	465,000	Cancelled, Abated or Adjusted (1991)	
Other Welfare Services		Self-Liquidating		Transfers to Foreclosed Property	
RECREATION and CONSERVATION		Other	175,000	Balance December 31, 1991	95,324.62
Beaches and Boardwalks		Total	640,000	PROPERTY ACQUIRED BY DEED OR FORECLOSURE	
Parks, Playgrounds, Shade Trees	7,500.00			Balance January 1, 1991	29,500.00
Land Reclamation & Conservation	2,000.00	ISSUED AND OUTSTANDING		Transfers From Taxes or Liens	
Other Recreational Services	7,600.00	School	465,000.00	Sale for Cash (1991)	
EDUCATION (excluding schools)		Self-Liquidating		Cancelled, Abated or Adjusted (1991)	
Libraries		Other	175,000.00	Balance December 31, 1991	29,500.00
Other Educational Services	800.00	Total	640,000.00	CURRENT FINANCES DECEMBER 31, 1991	
STATUTORY EXPENDITURES		EQUALIZED VALUATION BASIS		ASSETS	
Pensions & F. L. C. A.	15,545.00	FOR NET DEBT COMPUTATION	59,720,290	Cash Dec. 31, 1991	617,013.88
Employee Fringe Benefits	5,700.00	REAL PROPERTY VALUATIONS		Taxes Receivable	75,399.79
Other Statutory Expenditures		Code Class # of Parcels % VAL'N ASSESSED VALUATION		Tax Title Liens	95,324.62
CETA And Other Public Employment Programs		1 Vacant Land 195 13.34 5,338,500.00		Foreclosed Property	29,500.00
MUNICIPAL FUNCTIONS TOTAL	421,354.74	2 Residential 370 78.95 31,597,800.00		Emergencies & Other Deferred Charges	3,618.70
CAPITAL IMPROVEMENTS *MEMO*	25,000.00	3 Farm 19 2.69 1,073,921.00		State and Federal Aid Receivable	
DEBT SERVICE		4a Commercial 13 5.02 2,010,200.00		Other Receivables	246,269.75
Principal Payments	35,000.00	4b Industrial		Total	1,071,126.74
Interest Payments	51,793.14	4c Apartments		LIABILITIES, RESERVES, AND SURPLUS	
TYPE I SCHL DEBT *MEMO*	81,110.64	Total 597 40,020,421.00		Cash Liabilities	161,797.19
DEFERRED CHARGES	9,244.76	Land Area 8.10 Sq. Miles		Reserves for Receivables	450,494.16
SCHOOL, COUNTY, SPECIAL DISTRICT TAXES	1,042,043.66	Net Valuation Taxable-Municipal	40,837,493	Surplus Dec. 31, 1991	458,835.39
RESERVE FOR UNCOLLECTED TAXES	133,860.04	Net Valuation Taxable-County	65,199,048	Total	1,071,126.74
EXPENDITURES TOTAL	1,693,301.34	State Equalized Valuation	65,137,903		
		State Equalization Ratio	62.22		

1109

Population 1980 12,035
 Population 1990 12,016
 S & P Rating AA
 Moody Rating AAA

General Tax Rate Per \$100.

3.57

State Equalized Tax Rate

1.77

PRINCETON BOROUGH - MERCER COUNTY

Form of Government

Borough Council

Number of Members - 6

PER CAPITA:

Gross Debt 3,078.03
 Net Debt 1,423.16
 Debt Service 162.49
 Total Tax Levy 1,308.51
 Municipal Expenditures 1,059.81

PER CENT:

Gross Debt 4.06
 Net Debt 1.88
 Tax Levy Collected 96.02
 Tax Levy Cancelled, Abated or Adjusted .13

EXPENDITURES		REVENUES-REALIZED		1991 PROPERTY TAX	
GENERAL GOVERNMENT		1991 Property Taxes Collected		STATE EQUALIZED TAX RATE	
Governing Body & Public Boards		1991 Payments in Lieu of Taxes	15,123,566.31	Local District School Taxes	
Municipal Clerk		Delinquent Tax & Lien Collections	876,808.71	Regional & Consolidated School Tax	.86 7,592,172.62
Financial Administration	117,821.00	Business Personality Replacement Taxes	190,926.32	School Taxes in Municipal Budget	
Assessment of Taxes	33,339.00	Taxes from Public Utilities	725,712.00	County Taxes	.51 4,554,352.44
Collection of Taxes	104,013.00	Other Miscellaneous Tax Revenues		County Library Taxes	
Planning, Housing & Development	308,937.00	State Aid Revenues	570,627.77	Local Municipal Purpose Taxes	.40 3,500,084.79
Human Resources	224,500.00	Federal Aid Revenues		Veteran & Senior Citizen Taxes	28,200.00
Elections		State and Local Fiscal Assistance Act Utilized		Total Taxes for Rate Computation	1.77 15,674,809.85
General Administration (other)	1,754,224.35	Sale of Acquired Property		Special District Taxes	
JUDICIARY		Other Miscellaneous Revenues	6,833,987.11	Bank Corp. Taxes	
Municipal Courts	248,536.75	Total	24,321,628.22	Added and Omitted Taxes	76,405.77
PUBLIC SAFETY		Prior Years Surplus Appropriated	909,000.00	Total Taxes Levied - ABSTRACT	15,723,015.62
Fire Protection	238,557.10	REVENUES TOTAL	25,230,628.22	Total Taxes Billed	15,750,163.90
Police Protection	1,774,404.67	Reserve For Uncollected Taxes	981,204.69	1991 TAXES COLLECTED	15,123,566.31
Civil Defense & Disaster Control	340.00	CAPITAL OUTLAY TOTAL	3,486,010.55	1991 Taxes Cancelled, Abated or Adjusted	20,049.12
Environmental Inspection & Control	174,856.00	Public Enterprises	22,599.89	Transfer to Tax Title Liens or Foreclosed	6,026.40
Other Public Safety		Recreation-Culture	174,139.14	Balance Outstanding Dec. 31, 1991	600,522.07
PUBLIC WORKS		Public Works	562,741.34	PRIOR YEARS TAXES OUTSTANDING	
Streets and Drainage	698,723.00	Buildings and Grounds	2,709,664.58	Balance January 1, 1991	844,499.62
Sewers and Sewage Processing	1,573,650.00	Library and Education	16,865.60	Collected in 1991	844,018.41
Garbage and Trash Disposal	532,829.00	Conservation		Cancelled, Abated or Adjusted 1991	
Public Buildings and Grounds	303,117.00	All Other		Transfers to Tax Title Liens or Foreclosed	
Other Public Works		CAPITAL DEBT AUTHORIZED, DECEMBER 31, 1991		Balance December 31, 1991	481.21
HEALTH and WELFARE		ISSUED AND UNISSUED		TAX TITLE LIENS OUTSTANDING	
Health Services Except Environmental	259,390.00	School	3,980,041	Balance January 1, 1991	44,418.61
Welfare-Public Assistance	27,830.00	Self-Liquidating	7,337,000	Transfer From Taxes	6,026.40
Hospital, Clinics, First Aid		Other	25,668,606	Redeemed in 1991	32,790.30
Animal, Insect, & Rodent Control	13,570.00	Total	36,985,647	Cancelled, Abated or Adjusted (1991)	
Other Welfare Services		ISSUED AND OUTSTANDING		Transfers to Foreclosed Property	
RECREATION and CONSERVATION		School	3,980,041.20	Balance December 31, 1991	17,654.71
Beaches and Boardwalks		Self-Liquidating	5,437,000.00	PROPERTY ACQUIRED BY DEED OR FORECLOSURE	
Parks, Playgrounds, Shade Trees	6,375.00	Other	18,897,000.00	Balance January 1, 1991	
Land Reclamation & Conservation	710.00	Total	28,314,041.20	Transfers From Taxes or Liens	
Other Recreational Services	155,480.00	EQUALIZED VALUATION BASIS		Sale for Cash (1991)	
EDUCATION (excluding schools)		FOR NET DEBT COMPUTATION	911,956,560	Cancelled, Abated or Adjusted (1991)	
Libraries	418,821.00	REAL PROPERTY VALUATIONS		Balance December 31, 1991	
Other Educational Services		Code Class # of Parcels % VAL'N ASSESSED VALUATION		CURRENT FINANCES DECEMBER 31, 1991	
STATUTORY EXPENDITURES		1 Vacant Land 194 1.96 8,516,600.00		ASSETS	
Pensions & F. I. C. A.	606,056.00	2 Residential 2008 70.11 304,111,300.00		Cash Dec. 31, 1991	9,746,081.28
Employee Fringe Benefits		3 Farm 189 23.66 102,636,900.00		Taxes Receivable	601,003.28
Other Statutory Expenditures		4a Commercial 4b Industrial 4c Apartments 41 4.26 13,496,400.00		Tax Title Liens	17,654.71
CETA And Other Public Employment Programs		Total 2432 433,761,200.00		Foreclosed Property	
MUNICIPAL FUNCTIONS TOTAL	9,581,079.87	Land Area 1.76 Sq. Miles		Emergencies & Other Deferred Charges	30,400.00
CAPITAL IMPROVEMENTS *MEMO*	100,000.00	Net Valuation Taxable-Municipal	439,047,847	State and Federal Aid Receivable	
DEBT SERVICE		Net Valuation Taxable-County	934,987,739	Other Receivables	143,188.36
Principal Payments	1,282,118.37	State Equalized Valuation	879,693,848	Total	10,538,327.63
Interest Payments	670,403.00	State Equalization Ratio	49.61	LIABILITIES, RESERVES, AND SURPLUS	
DEFERRED CHARGES	219,322.00			Cash Liabilities	6,834,659.65
SCHOOL, COUNTY, SPECIAL DISTRICT TAXES	12,146,525.00			Reserves for Receivables	761,846.35
RESERVE FOR UNCOLLECTED TAXES	981,204.69			Surplus Dec. 31, 1991	2,941,821.63
EXPENDITURES TOTAL	24,881,153.49			Total	10,538,327.63

1110

Population 1980 13,683
 Population 1990 13,198
 S & P Rating AA+
 Moody Rating AAA

General Tax Rate Per \$100.

State Equalized Tax Rate

3.76

1.65

PRINCETON TOWNSHIP - MERCER COUNTY

Form of Government
 Township Committee
 Number of Members - 5

PER CAPITA:

Gross Debt 4,550.97
 Net Debt 2,400.49
 Debt Service 217.79
 Total Tax Levy 2,207.91
 Municipal Expenditures 1,100.36

PER CENT:

Gross Debt 3.41
 Net Debt 1.80
 Tax Levy Collected 96.63
 Tax Levy Cancelled, Abated or Adjusted .21

EXPENDITURES		REVENUES-REALIZED		1991 PROPERTY TAX	
GENERAL GOVERNMENT				STATE EQUALIZED TAX RATE	
Governing Body & Public Boards	116,570.00	1991 Property Taxes Collected	28,192,797.40	Local District School Taxes	
Municipal Clerk	119,464.00	1991 Payments in Lieu of Taxes	223,053.25	Regional & Consolidated School Tax	.82 14,344,008.26
Financial Administration	165,321.00	Delinquent Tax & Lien Collections	881,217.31	School Taxes in Municipal Budget	
Assessment of Taxes	75,233.00	Business Personalty Replacement Taxes	142,512.62	County Taxes	.51 8,900,836.73
Collection of Taxes	148,246.00	Taxes from Public Utilities	1,144,621.00	County Library Taxes	
Planning, Housing & Development	57,221.00	Other Miscellaneous Tax Revenues		Local Municipal Purpose Taxes	.33 5,700,221.00
Human Resources	533,768.00	State Aid Revenues	770,496.31	Veteran & Senior Citizen Taxes	
Elections	5,847.00	Federal Aid Revenues		Total Taxes for Rate Computation	1.66 28,995,465.99
General Administration (other)	1,616,345.00	State and Local Fiscal Assistance Act Utilized		Special District Taxes	
JUDICIARY		Sale of Acquired Property		Bank Corp. Taxes	
Municipal Courts	154,853.78	Other Miscellaneous Revenues	4,808,714.10	Added and Omitted Taxes	194,882.74
PUBLIC SAFETY		Total	36,163,411.99	Total Taxes Levied - ABSTRACT	29,139,948.73
Fire Protection	265,140.00	Prior Years Surplus Appropriated	1,458,648.00	Total Taxes Billed	29,174,982.61
Police Protection	1,727,575.75	REVENUES TOTAL	37,622,059.99	1991 TAXES COLLECTED	28,192,797.40
Civil Defense & Disaster Control	170.00	Reserve For Uncollected Taxes	1,873,451.00	1991 Taxes Cancelled, Abated or Adjusted	62,145.28
Environmental Inspection & Control	140,419.00	CAPITAL OUTLAY TOTAL	4,492,019.01	Transfer to Tax Title Liens or Foreclosed	19,917.30
Other Public Safety				Balance Outstanding Dec. 31, 1991	900,122.63
PUBLIC WORKS				PRIOR YEARS TAXES OUTSTANDING	
Streets and Drainage	686,703.00	Public Enterprises	1,457,772.73	Balance January 1, 1991	879,077.33
Sewers and Sewage Processing	1,322,030.00	Recreation-Culture	347,753.96	Collected in 1991	845,958.56
Garbage and Trash Disposal	121,470.00	Public Works	540,318.82	Cancelled, Abated or Adjusted 1991	1,048.32
Public Buildings and Grounds	349,964.00	Buildings and Grounds	2,134,290.16	Transfers to Tax Title Liens or Foreclosed	250.00
Other Public Works		Library and Education	11,878.34	Balance December 31, 1991	31,820.45
HEALTH and WELFARE		Conservation		TAX TITLE LIENS OUTSTANDING	
Health Services Except Environmental	211,000.00	All Other		Balance January 1, 1991	91,033.94
Welfare-Public Assistance	89,107.00	CAPITAL DEBT AUTHORIZED, DECEMBER 31, 1991		Transfer From Taxes	20,167.30
Hospital, Clinics, First Aid		ISSUED AND UNISSUED GROSS DEBT NET DEBT		Redeemed in 1991	35,258.75
Animal, Insect, & Rodent Control	21,000.00	School 7,677,958		Cancelled, Abated or Adjusted (1991)	
Other Welfare Services		Self-Liquidating 14,197,000		Transfers to Foreclosed Property	
RECREATION and CONSERVATION		Other 38,188,718	31,681,708	Balance December 31, 1991	75,942.49
Beaches and Boardwalks		Total 60,063,676	31,681,708	PROPERTY ACQUIRED BY DEED OR FORECLOSURE	
Parks, Playgrounds, Shade Trees	13,085.00	ISSUED AND OUTSTANDING		Balance January 1, 1991	48,200.00
Land Reclamation & Conservation	1,420.00	School 7,677,958.80		Transfers From Taxes or Liens	
Other Recreational Services	426,967.00	Self-Liquidating 14,197,000.00		Sale for Cash (1991)	
EDUCATION (excluding schools)		Other 25,190,545.02		Cancelled, Abated or Adjusted (1991)	
Libraries	784,328.00	Total 47,065,503.82		Balance December 31, 1991	48,200.00
Other Educational Services	7,255.00	EQUALIZED VALUATION BASIS		CURRENT FINANCES DECEMBER 31, 1991	
STATUTORY EXPENDITURES		FOR NET DEBT COMPUTATION	1,759,529,434	ASSETS	
Pensions & F. L. C. A.	468,820.00	REAL PROPERTY VALUATIONS		Cash Dec. 31, 1991	4,409,663.17
Employee Fringe Benefits		Code Class # of Parcels % VAL'N ASSESSED VALUATION		Taxes Receivable	931,943.08
Other Statutory Expenditures		1 Vacant Land 417 3.07 23,594,600.00		Tax Title Liens	75,942.49
CETA And Other Public Employment Programs		2 Residential 4019 83.96 645,624,700.00		Foreclosed Property	48,200.00
MUNICIPAL FUNCTIONS TOTAL	9,629,822.53	3 Farm 74 2.03 15,644,600.00		Emergencies & Other Deferred Charges	46,800.00
CAPITAL IMPROVEMENTS *MEMO*	104,000.00	4a Commercial 103 8.04 61,833,100.00		State and Federal Aid Receivable	3,682.85
DEBT SERVICE		4b Industrial 2 .23 1,786,400.00		Other Receivables	261,235.11
Principal Payments	1,587,316.78	4c Apartments 10 2.67 20,506,400.00		Total	5,777,466.70
Interest Payments	1,287,124.00	Total 4625 768,989,800.00		LIABILITIES, RESERVES, AND SURPLUS	
DEFERRED CHARGES	144,800.00	Land Area 16.25 Sq. Miles		Cash Liabilities	1,580,417.01
SCHOOL, COUNTY, SPECIAL DISTRICT TAXES	23,244,844.99	Net Valuation Taxable-Municipal	770,747,337	Reserves for Receivables	1,317,320.68
RESERVE FOR UNCOLLECTED TAXES	1,873,451.00	Net Valuation Taxable-County	1,825,491,673	Surplus Dec. 31, 1991	2,879,729.01
EXPENDITURES TOTAL	37,767,359.30	State Equalized Valuation	1,749,064,513	Total	5,777,466.70
		State Equalization Ratio	44.01		

1610

Population 1980 5,142
 Population 1990 5,053
 S & P Rating
 Moody Rating

General Tax Rate Per \$100.

2.12

State Equalized Tax Rate

2.22

PROSPECT PARK BOROUGH - PASSAIC CO.
 Form of Government
 Borough Council
 Number of Members - 6

PER CAPITA:

Gross Debt 267.85
 Net Debt 90.20
 Debt Service 11.44
 Total Tax Levy 873.69
 Municipal Expenditures 375.30

PER CENT:

Gross Debt .67
 Net Debt .23
 Tax Levy Collected 98.35
 Tax Levy Cancelled, Abated or Adjusted .42

EXPENDITURES		REVENUES-REALIZED		1991 PROPERTY TAX	
GENERAL GOVERNMENT				STATE EQUALIZED TAX RATE	
Governing Body & Public Boards		1991 Property Taxes Collected	4,345,851.00	Local District School Taxes .72	1,425,218.00
Municipal Clerk		1991 Payments in Lieu of Taxes		Regional & Consolidated School Tax .46	912,670.45
Financial Administration	20,183.00	Delinquent Tax & Lien Collections	45,310.00	School Taxes in Municipal Budget	
Assessment of Taxes	6,750.00	Business Personalty Replacement Taxes	52,736.00	County Taxes .45	896,670.28
Collection of Taxes	24,395.00	Taxes from Public Utilities	149,202.00	County Library Taxes	
Planning, Housing & Development	1,600.00	Other Miscellaneous Tax Revenues		Local Municipal Purpose Taxes .59	1,179,940.00
Human Resources	70,494.00	State Aid Revenues	30,796.00	Veteran & Senior Citizen Taxes	42,850.00
Elections		Federal Aid Revenues		Total Taxes for Rate Computation 2.22	4,457,348.73
General Administration (other)	211,349.00	State and Local Fiscal Assistance Act Utilized		Special District Taxes	
JUDICIARY		Sale of Acquired Property		Bank Corp. Taxes	
Municipal Courts	45,811.00	Other Miscellaneous Revenues	168,607.00	Added and Omitted Taxes	268.00
PUBLIC SAFETY		Total	4,792,502.00	Total Taxes Levied - ABSTRACT	4,414,766.73
Fire Protection	28,019.00	Prior Years Surplus Appropriated	150,100.00	Total Taxes Billed	4,418,594.00
Police Protection	463,460.00	REVENUES TOTAL	4,942,602.00	1991 TAXES COLLECTED	4,345,851.00
Civil Defense & Disaster Control	660.00	Reserve For Uncollected Taxes	108,982.00	1991 Taxes Cancelled, Abated or Adjusted	18,701.00
Environmental Inspection & Control	16,469.00	CAPITAL OUTLAY TOTAL	64,455.00	Transfer to Tax Title Liens or Foreclosed	288.00
Other Public Safety				Balance Outstanding Dec. 31, 1991	53,754.00
PUBLIC WORKS				PRIOR YEARS TAXES OUTSTANDING	
Streets and Drainage	20,000.00	Public Enterprises		Balance January 1, 1991	40,048.00
Sewers and Sewage Processing	130,415.00	Recreation—Culture		Collected in 1991	40,048.00
Garbage and Trash Disposal	424,531.00	Public Works	64,455.00	Cancelled, Abated or Adjusted 1991	
Public Buildings and Grounds	29,100.00	Buildings and Grounds		Transfers to Tax Title Liens or Foreclosed	
Other Public Works		Library and Education		Balance December 31, 1991	
HEALTH and WELFARE		Conservation		TAX TITLE LIENS OUTSTANDING	
Health Services Except Environmental	22,230.00	All Other		Balance January 1, 1991	6,893.00
Welfare—Public Assistance	5,930.00	CAPITAL DEBT AUTHORIZED, DECEMBER 31, 1991		Transfer From Taxes	288.00
Hospital, Clinics, First Aid		ISSUED AND UNISSUED GROSS DEBT NET DEBT		Redeemed in 1991	5,262.00
Animal, Insect, & Rodent Control	1,800.00	School 897,683		Cancelled, Abated or Adjusted (1991)	
Other Welfare Services		Self-Liquidating		Transfers to Foreclosed Property	
RECREATION and CONSERVATION		Other 455,765	455,765	Balance December 31, 1991	1,919.00
Beaches and Boardwalks		Total 1,353,448	455,765	PROPERTY ACQUIRED BY DEED OR FORECLOSURE	
Parks, Playgrounds, Shade Trees				Balance January 1, 1991	250.00
Land Reclamation & Conservation	36,812.00	ISSUED AND OUTSTANDING		Transfers From Taxes or Liens	
Other Recreational Services	2,565.00	School 897,683.00		Sale for Cash (1991)	
EDUCATION (excluding schools)		Self-Liquidating		Cancelled, Abated or Adjusted (1991)	
Libraries		Other		Balance December 31, 1991	250.00
Other Educational Services		Total 1,137,183.00		CURRENT FINANCES DECEMBER 31, 1991	
STATUTORY EXPENDITURES		EQUALIZED VALUATION BASIS FOR NET DEBT COMPUTATION	200,966,393	ASSETS	
Pensions & F. L. C. A.	78,397.00	REAL PROPERTY VALUATIONS		Cash Dec. 31, 1991	578,092.00
Employee Fringe Benefits	84,638.00	Code Class # of Parcels % VAL'N ASSESSED VALUATION		Taxes Receivable	53,754.00
Other Statutory Expenditures	1.00	1 Vacant Land 28 1.23 2,549,000.00		Tax Title Liens	1,919.00
CETA And Other Public Employment Programs		2 Residential 1076 86.23 179,269,800.00		Foreclosed Property	250.00
MUNICIPAL FUNCTIONS TOTAL	1,725,609.00	3 Farm		Emergencies & Other Deferred Charges	4,681.00
CAPITAL IMPROVEMENTS *MEMO*	40,000.00	4a Commercial 70 10.88 22,629,600.00		State and Federal Aid Receivable	
DEBT SERVICE		4b Industrial 3 1.54 3,198,900.00		Other Receivables	63,743.00
Principal Payments	35,000.00	4c Apartments 1 .12 252,700.00		Total	702,439.00
Interest Payments	22,735.00	Total 1178 207,900,000.00		LIABILITIES, RESERVES, AND SURPLUS	
DEFERRED CHARGES	4,000.00	Land Area .45 Sq. Miles		Cash Liabilities	238,426.00
SCHOOL, COUNTY, SPECIAL DISTRICT TAXES	3,234,558.73	Net Valuation Taxable-Municipal	208,412,787	Reserves for Receivables	119,666.00
RESERVE FOR UNCOLLECTED TAXES	108,982.00	Net Valuation Taxable-County	204,354,171	Surplus Dec. 31, 1991	344,347.00
EXPENDITURES TOTAL	5,130,934.73	State Equalized Valuation	198,947,453	Total	702,439.00
		State Equalization Ratio	104.77		

1711

Population 1980 2,887
 Population 1990 2,511
 S & P Rating
 Moody Rating

General Tax Rate Per \$100.

2.85

State Equalized Tax Rate

1.94

QUINTON TOWNSHIP - SALEM COUNTY
 Form of Government
 Township Committee
 Number of Members - 3

PER CAPITA:

Gross Debt 383.91
 Net Debt 198.33
 Debt Service 11.44
 Total Tax Levy 655.02
 Municipal Expenditures 407.28

PER CENT:

Gross Debt 1.28
 Net Debt .66
 Tax Levy Collected 86.01
 Tax Levy Cancelled, Abated or Adjusted .29

EXPENDITURES		REVENUES-REALIZED		1991 PROPERTY TAX	
GENERAL GOVERNMENT				STATE EQUALIZED TAX RATE $\frac{1.94}{1.07}$	
Governing Body & Public Boards	13,800.00	1991 Property Taxes Collected		Local District School Taxes	906,442.00
Municipal Clerk	10,120.00	1991 Payments in Lieu of Taxes		Regional & Consolidated School Tax	
Financial Administration	23,770.00	Delinquent Tax & Lien Collections		School Taxes in Municipal Budget	
Assessment of Taxes	12,750.00	Business Personalty Replacement Taxes		County Taxes	594,923.08
Collection of Taxes	25,600.00	Taxes from Public Utilities		County Library Taxes	
Planning, Housing & Development	23,550.00	Other Miscellaneous Tax Revenues		Local Municipal Purpose Taxes	133,067.85
Human Resources	11,703.00	State Aid Revenues		Veteran & Senior Citizen Taxes	38,150.00
Elections		Federal Aid Revenues		Total Taxes for Rate Computation	1,672,582.93
General Administration (other)	52,030.00	State and Local Fiscal Assistance Act Utilized		Special District Taxes	
JUDICIARY		Sale of Acquired Property		Bank Corp. Taxes	
Municipal Courts	19,300.00	Other Miscellaneous Revenues		Added and Omitted Taxes	10,322.00
PUBLIC SAFETY		Total		Total Taxes Levied - ABSTRACT	1,644,754.93
Fire Protection	13,316.00	Prior Years Surplus Appropriated		Total Taxes Billed	1,646,760.00
Police Protection	100.00	REVENUES TOTAL		1991 TAXES COLLECTED	1,416,385.92
Civil Defense & Disaster Control	4,000.00	Reserve For Uncollected Taxes		1991 Taxes Cancelled, Abated or Adjusted	4,729.81
Environmental Inspection & Control	17,772.00	CAPITAL OUTLAY TOTAL		Transfer to Tax Title Liens or Foreclosed	10,903.09
Other Public Safety				Balance Outstanding Dec. 31, 1991	214,741.18
PUBLIC WORKS				PRIOR YEARS TAXES OUTSTANDING	
Streets and Drainage	79,050.00	Public Enterprises		Balance January 1, 1991	254,493.63
Sewers and Sewage Processing		Recreation-Culture		Collected in 1991	195,772.72
Garbage and Trash Disposal	209,000.00	Public Works		Cancelled, Abated or Adjusted 1991	
Public Buildings and Grounds	126,067.00	Buildings and Grounds		Transfers to Tax Title Liens or Foreclosed	12,810.00
Other Public Works		Library and Education		Balance December 31, 1991	45,910.91
HEALTH and WELFARE		Conservation		TAX TITLE LIENS OUTSTANDING	
Health Services Except Environmental	2,110.00	All Other		Balance January 1, 1991	198,347.10
Welfare-Public Assistance	6,400.00	CAPITAL DEBT AUTHORIZED, DECEMBER 31, 1991		Transfer From Taxes	24,797.22
Hospital, Clinics, First Aid	1,500.00	ISSUED AND UNISSUED GROSS DEBT NET DEBT		Redeemed in 1991	5,252.73
Animal, Insect, & Rodent Control	7,600.00	SCHOOL SELF-LIQUIDATING		Cancelled, Abated or Adjusted (1991)	
Other Welfare Services		Other		Transfers to Foreclosed Property	
RECREATION and CONSERVATION		Total		Balance December 31, 1991	217,891.59
Beaches and Boardwalks		ISSUED AND OUTSTANDING		PROPERTY ACQUIRED BY DEED OR FORECLOSURE	
Parks, Playgrounds, Shade Trees		SCHOOL		Balance January 1, 1991	45,000.00
Land Reclamation & Conservation		Self-Liquidating		Transfers From Taxes or Liens	
Other Recreational Services	6,000.00	Other		Sale for Cash (1991)	
EDUCATION (excluding schools)		Total		Cancelled, Abated or Adjusted (1991)	
Libraries		EQUALIZED VALUATION BASIS FOR NET DEBT COMPUTATION		Balance December 31, 1991	45,000.00
Other Educational Services		REAL PROPERTY VALUATIONS		CURRENT FINANCES DECEMBER 31, 1991	
STATUTORY EXPENDITURES		Code Class # of Parcels % VAL'N ASSESSED VALUATION		ASSETS	
Pensions & F. I. C. A.	14,800.00	1 Vacant Land 478 4.77 2,705,200.00		Cash Dec. 31, 1991	375,889.31
Employee Fringe Benefits		2 Residential 771 68.82 39,012,750.00		Taxes Receivable	260,652.09
Other Statutory Expenditures	100.00	3 Farm 452 16.39 9,290,500.00		Tax Title Liens	217,891.59
CETA And Other Public Employment Programs		4a Commercial 54 9.82 5,565,850.00		Foreclosed Property	45,000.00
MUNICIPAL FUNCTIONS TOTAL	685,433.00	4b Industrial		Emergencies & Other Deferred Charges	4,200.00
CAPITAL IMPROVEMENTS *MEMO*		4c Apartments 1 .20 111,200.00		State and Federal Aid Receivable	86,084.00
DEBT SERVICE		Total 1756 56,685,500.00		Other Receivables	80,902.10
Principal Payments	22,000.00	Land Area 24.35 Sq. Miles		Total	1,070,619.09
Interest Payments	6,732.00	Net Valuation Taxable-Municipal		LIABILITIES, RESERVES, AND SURPLUS	
DEFERRED CHARGES	10,083.10	Net Valuation Taxable-County		Cash Liabilities	164,489.25
SCHOOL, COUNTY, SPECIAL DISTRICT TAXES	1,501,365.08	State Equalized Valuation		Reserves for Receivables	604,445.78
RESERVE FOR UNCOLLECTED TAXES	298,420.18	State Equalization Ratio		Surplus Dec. 31, 1991	301,684.06
EXPENDITURES TOTAL	2,524,038.36			Total	1,070,619.09

2013

Population 1980 26,723
 Population 1990 25,325
 S & P Rating
 Moody Rating A1

General Tax Rate Per \$100.

2.67
 State Equalized Tax Rate
 2.57

RAHWAY CITY - UNION COUNTY
 Form of Government
 Mayor-Council Plan F (OMCL 50)
 Number of Members - 9

PER CAPITA:

Gross Debt 968.33
 Net Debt 571.97
 Debt Service 51.72
 Total Tax Levy 1,449.55
 Municipal Expenditures 1,222.68

PER CENT:

Gross Debt 1.69
 Net Debt 1.00
 Tax Levy Collected 94.71
 Tax Levy Cancelled, Abated or Adjusted 1.04

EXPENDITURES		REVENUES-REALIZED		1991 PROPERTY TAX	
GENERAL GOVERNMENT				STATE EQUALIZED TAX RATE	
Governing Body & Public Boards	60,337.00			Local District School Taxes	1.24 17,704,186.00
Municipal Clerk	87,700.00	1991 Property Taxes Collected		Regional & Consolidated School Tax	
Financial Administration	314,800.00	1991 Payments in Lieu of Taxes		School Taxes in Municipal Budget	
Assessment of Taxes	157,200.00	Delinquent Tax & Lien Collections		County Taxes	.39 5,565,611.71
Collection of Taxes		Business Personalty Replacement Taxes		County Library Taxes	
Planning, Housing & Development	29,000.00	Taxes from Public Utilities		Local Municipal Purpose Taxes	.94 13,440,134.00
Human Resources	223,950.00	Other Miscellaneous Tax Revenues		Veteran & Senior Citizen Taxes	327,100.00
Elections		State Aid Revenues		Total Taxes for Rate Computation	2.57 37,037,031.71
General Administration (other)	1,160,750.00	Federal Aid Revenues		Special District Taxes	
JUDICIARY		State and Local Fiscal Assistance Act Utilized		Bank Corp. Taxes	
Municipal Courts	658.00	Sale of Acquired Property		Added and Omitted Taxes	
PUBLIC SAFETY		Other Miscellaneous Revenues		Total Taxes Levied - ABSTRACT	36,705,931.71
Fire Protection	3,164,071.00	Total		Total Taxes Billed	18,154,118.19
Police Protection	12,368,431.00	Prior Years Surplus Appropriated		1991 TAXES COLLECTED	17,193,336.09
Civil Defense & Disaster Control	27,400.00	REVENUES TOTAL		1991 Taxes Cancelled, Abated or Adjusted	187,916.98
Environmental Inspection & Control	376,847.00	Reserve For Uncollected Taxes		Transfer to Tax Title Liens or Foreclosed	63,683.04
Other Public Safety		CAPITAL OUTLAY TOTAL		Balance Outstanding Dec. 31, 1991	709,182.08
PUBLIC WORKS				PRIOR YEARS TAXES OUTSTANDING	
Streets and Drainage	305,975.00	Public Enterprises		Balance January 1, 1991	1,073,903.52
Sewers and Sewage Processing	1,719,516.00	Recreation-Culture		Collected in 1991	405,077.79
Garbage and Trash Disposal		Public Works		Cancelled, Abated or Adjusted 1991	597.81
Public Buildings and Grounds		Buildings and Grounds		Transfers to Tax Title Liens or Foreclosed	
Other Public Works	1,637,440.00	Library and Education		Balance December 31, 1991	668,227.92
HEALTH and WELFARE		Conservation		TAX TITLE LIENS OUTSTANDING	
Health Services Except Environmental	3,086,126.00	All Other		Balance January 1, 1991	332,191.50
Welfare-Public Assistance	40,000.00	CAPITAL DEBT AUTHORIZED, DECEMBER 31, 1991		Transfer From Taxes	63,683.04
Hospital, Clinics, First Aid	2,000.00	ISSUED AND UNISSUED		Redeemed in 1991	10,424.54
Animal, Insect, & Rodent Control	13,000.00	SCHOOL		Cancelled, Abated or Adjusted (1991)	
Other Welfare Services		Self-Liquidating		Transfers to Foreclosed Property	
RECREATION and CONSERVATION		Other		Balance December 31, 1991	385,450.00
Beaches and Boardwalks		Total		PROPERTY ACQUIRED BY DEED OR FORECLOSURE	
Parks, Playgrounds, Shade Trees				Balance January 1, 1991	1,775,600.00
Land Reclamation & Conservation		ISSUED AND OUTSTANDING		Transfers From Taxes or Liens	
Other Recreational Services	187,375.00	SCHOOL		Sale for Cash (1991)	
EDUCATION (excluding schools)		Self-Liquidating		Cancelled, Abated or Adjusted (1991)	
Libraries	575,000.00	Other		Balance December 31, 1991	1,775,600.00
Other Educational Services		Total		CURRENT FINANCES DECEMBER 31, 1991	
STATUTORY EXPENDITURES		EQUALIZED VALUATION BASIS		ASSETS	
Pensions & F. I. C. A.	705,900.00	FOR NET DEBT COMPUTATION		Cash Dec. 31, 1991	8,683,412.00
Employee Fringe Benefits	1,481,500.00	REAL PROPERTY VALUATIONS		Taxes Receivable	1,377,410.00
Other Statutory Expenditures				Tax Title Liens	385,450.00
CETA And Other Public Employment Programs				Foreclosed Property	1,775,600.00
MUNICIPAL FUNCTIONS TOTAL	27,735,026.00			Emergencies & Other Deferred Charges	73,764.00
CAPITAL IMPROVEMENTS *MEMO*	207,000.00			State and Federal Aid Receivable	205,339.00
DEBT SERVICE				Other Receivables	7,038.00
Principal Payments	450,000.00			Total	12,508,013.00
Interest Payments	859,700.00			LIABILITIES, RESERVES, AND SURPLUS	
DEFERRED CHARGES	75,150.00			Cash Liabilities	8,006,933.00
SCHOOL, COUNTY, SPECIAL DISTRICT TAXES	23,269,797.71			Reserves for Receivables	3,545,499.00
RESERVE FOR UNCOLLECTED TAXES	1,344,575.00			Surplus Dec. 31, 1991	955,581.00
EXPENDITURES TOTAL	54,234,257.71			Total	12,508,013.00

0248
Population 1980 12,899
Population 1990 13,228
S & P Rating
Moody Rating A1

General Tax Rate Per \$100.
2.03
State Equalized Tax Rate
1.80

RAMSEY BOROUGH - BERGEN COUNTY
Form of Government
Borough Council
Number of Members - 6

PER CAPITA:
Gross Debt 733.03
Net Debt 633.51
Debt Service 49.27
Total Tax Levy 2,163.59
Municipal Expenditures 910.64
PER CENT:
Gross Debt .62
Net Debt .54
Tax Levy Collected 95.64
Tax Levy Cancelled, Abated or Adjusted .22

EXPENDITURES		REVENUES-REAUZED		1991 PROPERTY TAX	
GENERAL GOVERNMENT		1991 Property Taxes Collected		STATE EQUALIZED TAX RATE	
Governing Body & Public Boards		1991 Payments in Lieu of Taxes	27,412,411.15	Local District School Taxes	1.06 16,743,184.81
Municipal Clerk		Delinquent Tax & Lien Collections	1,352,510.30	Regional & Consolidated School Tax	
Financial Administration	12,300.00	Business Personalty Replacement Taxes	232,051.52	School Taxes in Municipal Budget	
Assessment of Taxes	83,000.00	Taxes from Public Utilities	1,120,620.00	County Taxes	.24 3,804,089.46
Collection of Taxes	100,100.00	Other Miscellaneous Tax Revenues		County Library Taxes	
Planning, Housing & Development	50,200.00	State Aid Revenues	645,898.42	Local Municipal Purpose Taxes	.50 7,928,358.10
Human Resources	58,924.00	Federal Aid Revenues		Veteran & Senior Citizen Taxes	68,650.00
Elections		State and Local Fiscal Assistance Act Utilized		Total Taxes for Rate Computation	1.80 28,544,282.37
General Administration (other)	1,209,773.08	Sale of Acquired Property		Special District Taxes	
JUDICIARY		Other Miscellaneous Revenues	1,069,536.09	Bank Corp. Taxes	
Municipal Courts	169,404.00	Total	31,833,027.48	Added and Omitted Taxes	144,315.36
PUBLIC SAFETY		Prior Years Surplus Appropriated	700,000.00	Total Taxes Levied - ABSTRACT	28,619,947.73
Fire Protection	171,393.50	REVENUES TOTAL	32,533,027.48	Total Taxes Billed	28,662,522.80
Police Protection	2,165,020.44	Reserve For Uncollected Taxes	1,577,699.09	1991 TAXES COLLECTED	27,412,411.15
Civil Defense & Disaster Control	16,750.00	CAPITAL OUTLAY TOTAL	1,405,476.97	1991 Taxes Cancelled, Abated or Adjusted	63,813.23
Environmental Inspection & Control	143,700.00			Transfer to Tax Title Liens or Foreclosed	55,228.18
Other Public Safety				Balance Outstanding Dec. 31, 1991	1,131,070.24
PUBLIC WORKS				PRIOR YEARS TAXES OUTSTANDING	
Streets and Drainage	773,000.00	Public Enterprises	727,880.27	Balance January 1, 1991	1,192,242.69
Sewers and Sewage Processing	580,000.00	Recreation-Culture		Collected in 1991	1,132,146.89
Garbage and Trash Disposal	1,563,000.00	Public Works	132,844.94	Cancelled, Abated or Adjusted 1991	6,931.05
Public Buildings and Grounds	135,600.00	Buildings and Grounds	544,751.76	Transfers to Tax Title Liens or Foreclosed	42,143.92
Other Public Works	62,000.00	Library and Education		Balance December 31, 1991	11,020.83
HEALTH and WELFARE		Conservation		TAX TITLE UENS OUTSTANDING	
Health Services Except Environmental	156,693.00	All Other		Balance January 1, 1991	270,065.10
Welfare-Public Assistance	3,500.00	CAPITAL DEBT AUTHORIZED, DECEMBER 31, 1991		Transfer From Taxes	97,372.10
Hospital, Clinics, First Aid		ISSUED AND UNISSUED		Redeemed in 1991	226,254.51
Animal, Insect, & Rodent Control		School		Cancelled, Abated or Adjusted (1991)	
Other Welfare Services		Self-Liquidating	1,258,118	Transfers to Foreclosed Property	
RECREATION and CONSERVATION		Other	8,438,358	Balance December 31, 1991	141,182.69
Beaches and Boardwalks		Total	9,696,476	PROPERTY ACQUIRED BY DEED OR FORECLOSURE	
Parks, Playgrounds, Shade Trees	19,500.00	ISSUED AND OUTSTANDING		Balance January 1, 1991	28,100.00
Land Reclamation & Conservation	129,125.96	School		Transfers From Taxes or Liens	
Other Recreational Services	53,550.00	Self-Liquidating	20,000.00	Sale for Cash (1991)	
EDUCATION (excluding schools)		Other	5,467,000.00	Cancelled, Abated or Adjusted (1991)	
Libraries	452,180.00	Total	5,487,000.00	Balance December 31, 1991	28,100.00
Other Educational Services		EQUAUZED VALUATION BASIS		CURRENT FINANCES DECEMBER 31, 1991	
STATUTORY EXPENDITURES		FOR NET DEBT COMPUTATION	1,553,601,932	ASSETS	
Pensions & F.L.C.A.	816,289.63	REAL PROPERTY VALUATIONS		Cash Dec. 31, 1991	3,105,186.62
Employee Fringe Benefits	713,000.00	Code Class # of Parcels % VAL'N ASSESSED VALUATION		Taxes Receivable	1,142,091.07
Other Statutory Expenditures	100.00	1 Vacant Land 307 2.35 32,749,800.00		Tox Title Liens	141,182.69
CETA And Other Public Employment Programs		2 Residential 4584 71.89 1,000,019,100.00		Foreclosed Property	28,100.00
MUNICIPAL FUNCTIONS TOTAL	9,638,103.61	3 Farm 7 .04 521,100.00		Emergencies & Other Deferred Charges	
CAPITAL IMPROVEMENTS *MEMO*	250,000.00	4a Commercial 210 18.19 252,992,600.00		State and Federal Aid Receivable	
DEBT SERVICE		4b Industrial 26 6.55 92,556,400.00		Other Receivables	25,547.49
Principal Payments	295,000.00	4c Apartments 5 .88 12,187,000.00		Total	4,442,107.87
Interest Payments	356,697.22	Total 5139 1,391,026,000.00		UABIUTIES, RESERVES, AND SURPLUS	
DEFERRED CHARGES	178,411.98	Land Area 5.90 Sq. Miles		Cash Liabilities	2,310,658.25
SCHOOL, COUNTY, SPECIAL DISTRICT TAXES	20,547,274.27	Net Valuation Taxable-Municipal	1,404,837,805	Reserves for Receivables	1,336,921.25
RESERVE FOR UNCOLLECTED TAXES	1,577,699.09	Net Valuation Taxable-County	1,609,262,922	Surplus Dec. 31, 1991	794,528.37
EXPENDITURES TOTAL	32,593,186.17	State Equalized Valuation	1,582,402,243	Total	4,442,107.87
		State Equalization Ratio	88.68		

1432
Population 1980 17,828
Population 1990 19,974
S & P Rating AA-
Moody Rating A1

General Tax Rate Per \$100. 4.17
State Equalized Tax Rate 2.06

RANDOLPH TOWNSHIP - MORRIS COUNTY
Form of Government
Council-Manager Plan E (OMCL 50)
Number of Members - 7

PER CAPITA:
Gross Debt 1,229.95
Net Debt 518.12
Debt Service 62.52
Total Tax Levy 1,788.50
Municipal Expenditures 704.72

PER CENT:
Gross Debt 1.48
Net Debt .62
Tax Levy Collected 96.37
Tax Levy Cancelled, Abated or Adjusted .19

EXPENDITURES		REVENUES-REALIZED		1991 PROPERTY TAX	
GENERAL GOVERNMENT				STATE EQUALIZED TAX RATE	
Governing Body & Public Boards		1991 Property Taxes Collected	34,449,580.00	Local District School Taxes	1.34 22,718,784.25
Municipal Clerk		1991 Payments in Lieu of Taxes		Regional & Consolidated School Tax	
Financial Administration	287,012.56	Delinquent Tax & Lien Collections	819,287.54	School Taxes in Municipal Budget	
Assessment of Taxes	121,755.00	Business Personalty Replacement Taxes	197,440.44	County Taxes	.28 4,679,866.79
Collection of Taxes	500.00	Taxes from Public Utilities	1,212,145.74	County Library Taxes	
Planning, Housing & Development	238,147.00	Other Miscellaneous Tax Revenues		Local Municipal Purpose Taxes	.45 7,597,007.00
Human Resources	92,902.00	State Aid Revenues	1,022,027.74	Veteran & Senior Citizen Taxes	66,700.00
Elections	6,500.00	Federal Aid Revenues		Total Taxes for Rate Computation	2.07 35,062,558.03
General Administration (other)	1,219,470.00	State and Local Fiscal Assistance Act Utilized		Special District Taxes	
JUDICIARY		Sale of Acquired Property		Bank Corp. Taxes	
Municipal Courts	209,060.94	Other Miscellaneous Revenues	2,281,732.18	Added and Omitted Taxes	727,669.43
PUBLIC SAFETY		Total	39,982,213.64	Total Taxes Levied - ABSTRACT	35,723,527.46
Fire Protection	286,748.00	Prior Years Surplus Appropriated	1,000,000.00	Total Taxes Billed	35,747,883.60
Police Protection	2,523,896.47	REVENUES TOTAL	40,982,213.64	1991 TAXES COLLECTED	34,449,580.00
Civil Defense & Disaster Control	950.00	Reserve For Uncollected Taxes	1,413,252.00	1991 Taxes Cancelled, Abated or Adjusted	66,940.29
Environmental Inspection & Control	269,637.00			Transfer to Tax Title Liens or Foreclosed	74,793.12
Other Public Safety		CAPITAL OUTLAY TOTAL	783,023.93	Balance Outstanding Dec. 31, 1991	1,156,570.19
PUBLIC WORKS				PRIOR YEARS TAXES OUTSTANDING	
Streets and Drainage	1,163,551.00	Public Enterprises		Balance January 1, 1991	868,601.58
Sewers and Sewage Processing		Recreation-Culture	135.00	Collected in 1991	770,186.11
Garbage and Trash Disposal	1,707,410.00	Public Works	177,378.71	Cancelled, Abated or Adjusted 1991	2,104.34
Public Buildings and Grounds	111,483.00	Buildings and Grounds	605,510.22	Transfers to Tax Title Liens or Foreclosed	89,877.94
Other Public Works		Library and Education		Balance December 31, 1991	6,433.19
HEALTH and WELFARE		Conservation		TAX TITLE LIENS OUTSTANDING	
Health Services Except Environmental	263,556.00	All Other		Balance January 1, 1991	29,123.90
Welfare-Public Assistance	35,393.00			Transfer From Taxes	179,933.02
Hospital, Clinics, First Aid		CAPITAL DEBT AUTHORIZED, DECEMBER 31, 1991		Redeemed in 1991	49,101.43
Animal, Insect, & Rodent Control	39,044.00	ISSUED AND UNISSUED		Cancelled, Abated or Adjusted (1991)	
Other Welfare Services		School	14,015,000	Transfers to Foreclosed Property	
RECREATION and CONSERVATION		Self-Liquidating		Balance December 31, 1991	159,955.49
Beaches and Boardwalks		Other	10,551,976	PROPERTY ACQUIRED BY DEED OR FORECLOSURE	
Parks, Playgrounds, Shade Trees	192,335.00	Total	24,566,976	Balance January 1, 1991	384,400.00
Land Reclamation & Conservation	121,482.00			Transfers From Taxes or Liens	
Other Recreational Services	552,488.00	ISSUED AND OUTSTANDING		Sale for Cash (1991)	
EDUCATION (excluding schools)		School	11,780,000.00	Cancelled, Abated or Adjusted (1991)	
Libraries	520,205.00	Self-Liquidating		Balance December 31, 1991	384,400.00
Other Educational Services		Other	10,294,800.00	CURRENT FINANCES DECEMBER 31, 1991	
STATUTORY EXPENDITURES		Total	22,074,800.00	ASSETS	
Pensions & F. I. C. A.	690,383.00	EQUALIZED VALUATION BASIS		Cash Dec. 31, 1991	2,923,149.18
Employee Fringe Benefits	643,559.00	FOR NET DEBT COMPUTATION	1,660,418,481	Taxes Receivable	1,163,003.38
Other Statutory Expenditures		REAL PROPERTY VALUATIONS		Tax Title Liens	159,955.49
CETA And Other Public Employment Programs		Code Class # of Parcels % VAL'N	ASSESSED VALUATION	Foreclosed Property	384,400.00
MUNICIPAL FUNCTIONS TOTAL	11,362,468.00	1 Vacant Land 880 5.98	49,995,950.00	Emergencies & Other Deferred Charges	160,160.00
CAPITAL IMPROVEMENTS * MEMO	54,000.00	2 Residential 5411 76.06	636,058,950.00	State and Federal Aid Receivable	45,657.00
DEBT SERVICE		3 Farm 87 .32	2,655,429.00	Other Receivables	48,421.58
Principal Payments	631,500.00	4a Commercial 207 3.50	71,077,700.00	Total	4,884,746.63
Interest Payments	617,190.07	4b Industrial 30 4.39	40,377,900.00	LIABILITIES, RESERVES, AND SURPLUS	
		4c Apartments 6 4.25	35,554,700.00	Cash Liabilities	1,586,187.21
		Total 6621	836,220,629.00	Reserves for Receivables	1,755,780.45
DEFERRED CHARGES	51,720.00	Land Area 20.88 Sq. Miles		Surplus Dec. 31, 1991	1,542,778.97
SCHOOL, COUNTY, SPECIAL DISTRICT TAXES	27,393,851.03	Net Valuation Taxable-Municipal	839,813,289	Total	4,884,746.63
RESERVE FOR UNCOLLECTED TAXES	1,413,252.00	Net Valuation Taxable-County	1,749,230,643		
EXPENDITURES TOTAL	41,474,981.16	State Equalized Valuation	1,692,927,254		
		State Equalization Ratio	49.50		

1816

Population 1980 6,128
 Population 1990 5,798
 S & P Rating
 Moody Rating A

General Tax Rate Per \$100. 2.15
 State Equalized Tax Rate 2.09

RARITAN BOROUGH - SOMERSET COUNTY
 Form of Government
 Borough Council
 Number of Members - 6

PER CAPITAL:

Gross Debt 1,023.61
 Net Debt 496.63
 Debt Service 96.04
 Total Tax Levy 1,880.51
 Municipal Expenditures 913.01

PER CENT:

Gross Debt 1.19
 Net Debt .58
 Tax Levy Collected 95.72
 Tax Levy Cancelled, Abated or Adjusted .05

EXPENDITURES		REVENUES-REALIZED		1991 PROPERTY TAX	
GENERAL GOVERNMENT				STATE EQUALIZED TAX RATE —————→	
Governing Body & Public Boards		1991 Property Taxes Collected	10,450,347.76	Local District School Taxes	
Municipal Clerk		1991 Payments in Lieu of Taxes		Regional & Consolidated School Tax	1.07 5,439,047.77
Financial Administration	72,600.00	Delinquent Tax & Lien Collections	361,292.68	School Taxes in Municipal Budget	
Assessment of Taxes	23,600.00	Business Personalty Replacement Taxes	248,033.60	County Taxes	.44 * 2,265,054.60
Collection of Taxes	36,100.00	Taxes from Public Utilities	392,558.00	County Library Taxes	
Planning, Housing & Development	12,035.00	Other Miscellaneous Tax Revenues		Local Municipal Purpose Taxes	.58 2,934,144.98
Human Resources	44,508.00	State Aid Revenues	285,606.47	Veteran & Senior Citizen Taxes	105,750.00
Elections	2,450.00	Federal Aid Revenues		Total Taxes for Rate Computation	2.09 10,743,997.35
General Administration (other)	489,560.00	State and Local Fiscal Assistance Act Utilized		Special District Taxes	
JUDICIARY		Sale of Acquired Property		Bank Corp. Taxes	
Municipal Courts	60,600.00	Other Miscellaneous Revenues	585,573.96	Added and Omitted Taxes	264,970.51
PUBLIC SAFETY		Total	12,323,412.47	Total Taxes Levied - ABSTRACT	10,903,217.86
Fire Protection	118,522.60	Prior Years Surplus Appropriated	600,000.00	Total Taxes Billed	10,917,224.93
Police Protection	943,162.47	REVENUES TOTAL	12,923,412.47	1991 TAXES COLLECTED	10,450,347.76
Civil Defense & Disaster Control	500.00	Reserve For Uncollected Taxes	460,000.00	1991 Taxes Cancelled, Abated or Adjusted	5,391.65
Environmental Inspection & Control	43,635.00	CAPITAL OUTLAY TOTAL	452,568.08	Transfer to Tax Title Liens or Foreclosed	7,615.30
Other Public Safety				Balance Outstanding Dec. 31, 1991	453,870.22
PUBLIC WORKS				PRIOR YEARS TAXES OUTSTANDING	
Streets and Drainage	217,400.00	Public Enterprises		Balance January 1, 1991	670,016.94
Sewers and Sewage Processing	746,800.00	Recreation—Culture	27,952.88	Collected in 1991	361,292.68
Garbage and Trash Disposal	644,000.00	Public Works	328,520.74	Cancelled, Abated or Adjusted 1991	
Public Buildings and Grounds	39,800.00	Buildings and Grounds	85,477.85	Transfers to Tax Title Liens or Foreclosed	2,256.38
Other Public Works	23,000.00	Library and Education	10,616.61	Balance December 31, 1991	306,467.88
HEALTH and WELFARE		Conservation		TAX TITLE LIENS OUTSTANDING	
Health Services Except Environmental	49,121.00	All Other		Balance January 1, 1991	11,290.62
Welfare—Public Assistance	31,160.00	CAPITAL DEBT AUTHORIZED, DECEMBER 31, 1991		Transfer From Taxes	10,118.77
Hospital, Clinics, First Aid		ISSUED AND UNISSUED		Redeemed in 1991	
Animal, Insect, & Rodent Control	3,700.00	School	2,993,371	Cancelled, Abated or Adjusted (1991)	
Other Welfare Services		Self-Liquidating		Transfers to Foreclosed Property	
RECREATION and CONSERVATION		Other	2,941,536	Balance December 31, 1991	21,409.39
Beaches and Boardwalks		Total	5,934,907	PROPERTY ACQUIRED BY DEED OR FORECLOSURE	
Parks, Playgrounds, Shade Trees	47,000.00			Balance January 1, 1991	4,855.00
Land Reclamation & Conservation	50.00	ISSUED AND OUTSTANDING		Transfers From Taxes or Liens	
Other Recreational Services	9,500.00	School	1,279,218.43	Sale for Cash (1991)	
EDUCATION (excluding schools)		Self-Liquidating		Cancelled, Abated or Adjusted (1991)	
Libraries	126,875.00	Other	2,893,266.64	Balance December 31, 1991	4,855.00
Other Educational Services		Total	4,172,485.07	CURRENT FINANCES DECEMBER 31, 1991	
STATUTORY EXPENDITURES		EQUALIZED VALUATION BASIS		ASSETS	
Pensions & F. L. C. A.	228,150.00	FOR NET DEBT COMPUTATION	500,327,664	Cash Dec. 31, 1991	686,132.43
Employee Fringe Benefits	240,000.00	REAL PROPERTY VALUATIONS		Taxes Receivable	760,338.10
Other Statutory Expenditures		Code Class # of Parcels % VAL'N ASSESSED VALUATION		Tax Title Liens	21,409.39
CETA And Other Public Employment Programs		1 Vacant Land 99 1.18 5,808,375.00		Foreclosed Property	4,855.00
MUNICIPAL FUNCTIONS TOTAL	4,253,879.07	2 Residential 1662 54.40 268,666,193.00		Emergencies & Other Deferred Charges	10,000.00
CAPITAL IMPROVEMENTS *MEMO*	15,000.00	3 Farm 1 .12 610,200.00		State and Federal Aid Receivable	93,847.00
DEBT SERVICE		4a Commercial 171 15.34 75,743,325.00		Other Receivables	134,214.35
Principal Payments	360,502.64	4b Industrial 14 28.89 142,647,900.00		Total	1,710,796.25
Interest Payments	196,353.61	4c Apartments 1 .07 364,700.00		LIABILITIES, RESERVES, AND SURPLUS	
		Total 1948 493,340,693.00		Cash Liabilities	315,791.23
DEFERRED CHARGES	22,906.05	Land Area 2.00 Sq. Miles		Reserves for Receivables	920,816.82
SCHOOL, COUNTY, SPECIAL DISTRICT TAXES	7,704,102.37	Net Valuation Taxable—Municipal	495,453,093	Surplus Dec. 31, 1991	474,188.20
RESERVE FOR UNCOLLECTED TAXES	460,000.00	Net Valuation Taxable—County	526,750,347		
EXPENDITURES TOTAL	12,997,743.74	State Equalized Valuation	509,215,013		
		State Equalization Ratio	97.32		

1021
Population 1980 8,292
Population 1990 15,616
S & P Rating
Moody Rating

General Tax Rate Per \$100.
1.86
State Equalized Tax Rate
1.84

RARITAN TOWNSHIP - HUNTERDON CO.
Form of Government
Township Committee
Number of Members - 5

PER CAPITA:
Gross Debt 1,473.81
Net Debt 421.94
Debt Service 68.89
Total Tax Levy 1,639.18
Municipal Expenditures 657.41
PER CENT:
Gross Debt 1.71
Net Debt .49
Tax Levy Collected 95.70
Tax Levy Cancelled, Abated or Adjusted .38

EXPENDITURES		REVENUES-REALIZED		1991 PROPERTY TAX	
GENERAL GOVERNMENT				STATE EQUALIZED TAX RATE	
Governing Body & Public Boards	26,695.00	1991 Property Taxes Collected	24,563,928.27	Local District School Taxes	10,933,596.24
Municipal Clerk	91,052.00	1991 Payments in Lieu of Taxes		Regional & Consolidated School Tax	5,035,357.65
Financial Administration	101,837.00	Delinquent Tax & Lien Collections	864,373.80	School Taxes in Municipal Budget	
Assessment of Taxes	128,646.00	Business Personalty Replacement Taxes	318,030.64	County Taxes	4,081,391.13
Collection of Taxes	45,458.00	Taxes from Public Utilities	1,656,259.00	County Library Taxes	328,055.45
Planning, Housing & Development	197,504.00	Other Miscellaneous Tax Revenues		Local Municipal Purpose Taxes	4,942,669.22
Human Resources	75,633.00	State Aid Revenues	599,147.40	Veteran & Senior Citizen Taxes	60,500.00
Elections	4,200.00	Federal Aid Revenues		Total Taxes for Rate Computation	25,381,569.69
General Administration (other)	644,037.67	State and Local Fiscal Assistance Act Utilized		Special District Taxes	
JUDICIARY		Sale of Acquired Property		Bank Corp. Taxes	
Municipal Courts	136,702.00	Other Miscellaneous Revenues	1,117,627.86	Added and Omitted Taxes	276,437.43
PUBLIC SAFETY		Total	29,124,366.97	Total Taxes Levied - ABSTRACT	25,597,507.12
Fire Protection	284,851.00	Prior Years Surplus Appropriated	1,142,000.00	Total Taxes Billed	25,671,705.63
Police Protection	1,364,931.89	REVENUES TOTAL	30,266,366.97	1991 TAXES COLLECTED	24,568,928.27
Civil Defense & Disaster Control	16,485.00	Reserve For Uncollected Taxes	1,325,643.62	1991 Taxes Cancelled, Abated or Adjusted	98,354.39
Environmental Inspection & Control	203,602.00	CAPITAL OUTLAY TOTAL	2,724,679.94	Transfer to Tax Title Liens or Foreclosed	72,869.22
Other Public Safety				Balance Outstanding Dec. 31, 1991	931,553.75
PUBLIC WORKS				PRIOR YEARS TAXES OUTSTANDING	
Streets and Drainage	2,108,474.00	Public Enterprises		Balance January 1, 1991	1,017,907.73
Sewers and Sewage Processing	191,000.00	Recreation-Culture	334,944.58	Collected in 1991	820,524.36
Garbage and Trash Disposal		Public Works	1,043,615.12	Cancelled, Abated or Adjusted 1991	23,047.49
Public Buildings and Grounds	881,515.00	Buildings and Grounds	1,346,120.24	Transfers to Tax Title Liens or Foreclosed	25,922.97
Other Public Works	10,000.00	Library and Education		Balance December 31, 1991	144,412.91
HEALTH and WELFARE		Conservation		TAX TITLE LIENS OUTSTANDING	
Health Services Except Environmental	36,263.00	All Other		Balance January 1, 1991	194,401.64
Welfare-Public Assistance	36,430.51	CAPITAL DEBT AUTHORIZED, DECEMBER 31, 1991		Transfer From Taxes	128,048.86
Hospital, Clinics, First Aid		ISSUED AND UNISSUED		Redeemed in 1991	43,849.44
Animal, Insect, & Rodent Control	14,500.00	School	16,425,979	Cancelled, Abated or Adjusted (1991)	
Other Welfare Services		Self-Liquidating		Transfers to Foreclosed Property	
RECREATION and CONSERVATION		Other	6,589,000	Balance December 31, 1991	278,601.06
Beaches and Boardwalks		Total	23,014,979	PROPERTY ACQUIRED BY DEED OR FORECLOSURE	
Parks, Playgrounds, Shade Trees	191,000.00	ISSUED AND OUTSTANDING		Balance January 1, 1991	
Land Reclamation & Conservation	6,240.00	School	14,725,219.47	Transfers From Taxes or Liens	
Other Recreational Services	39,152.00	Self-Liquidating		Sale for Cash (1991)	
EDUCATION (excluding schools)		Other	6,589,000.00	Cancelled, Abated or Adjusted (1991)	
Libraries		Total	21,314,219.47	Balance December 31, 1991	
Other Educational Services	6,000.00	EQUALIZED VALUATION BASIS		CURRENT FINANCES DECEMBER 31, 1991	
STATUTORY EXPENDITURES		FOR NET DEBT COMPUTATION	1,345,163,983	ASSETS	
Pensions & F. L. C. A.	322,375.00	REAL PROPERTY VALUATIONS		Cash Dec. 31, 1991	5,012,965.69
Employee Fringe Benefits	447,777.00	Code Class # of Parcels % VAL'N		Taxes Receivable	1,075,966.66
Other Statutory Expenditures	10,200.00	1 Vacant Land 733 4.72	64,246,500.00	Tax Title Liens	278,601.06
CETA And Other Public Employment Programs		2 Residential 5267 71.85	978,367,200.00	Foreclosed Property	
MUNICIPAL FUNCTIONS TOTAL	7,623,556.07	3 Farm 553 3.67	50,006,600.00	Emergencies & Other Deferred Charges	17,920.00
CAPITAL IMPROVEMENTS *MEMO*		4a Commercial 202 11.94	162,574,300.00	State and Federal Aid Receivable	11,006.66
DEBT SERVICE		4b Industrial 24 7.66	104,297,400.00	Other Receivables	7,388.20
Principal Payments	480,000.00	4c Apartments 2 .16	2,112,000.00	Total	6,403,848.27
Interest Payments	595,813.00	Total	1,361,604,000.00	LIABILITIES, RESERVES, AND SURPLUS	
DEFERRED CHARGES	241,025.60	Land Area 33.60 Sq. Miles		Cash Liabilities	1,113,057.76
SCHOOL, COUNTY, SPECIAL DISTRICT TAXES	20,373,400.47	Net Valuation Taxable-Municipal	1,365,337,000	Reserves for Receivables	1,361,955.92
RESERVE FOR UNCOLLECTED TAXES	1,325,643.62	Net Valuation Taxable-County	1,364,035,000	Surplus Dec. 31, 1991	3,928,834.59
EXPENDITURES TOTAL	30,644,453.76	State Equalized Valuation	1,377,143,372	Total	6,403,848.27
		State Equalization Ratio	99.14		

1022
Population 1980 10,855
Population 1990 13,400
S & P Rating AA-
Moody Rating

General Tax Rate Per \$100.
1.59
State Equalized Tax Rate
1.64

READINGTON TWP. - HUNTERDON CO.
Form of Government
Township Committee
Number of Members - 5

PER CAPITA:
Gross Debt 770.99
Net Debt 537.92
Debt Service 57.96
Total Tax Levy 1,607.13
Municipal Expenditures 553.81
PER CENT:
Gross Debt .82
Net Debt .57
Tax Levy Collected 94.95
Tax Levy Cancelled, Abated or Adjusted .19

EXPENDITURES		REVENUES-REALIZED		1991 PROPERTY TAX	
GENERAL GOVERNMENT		1991 Property Taxes Collected		STATE EQUALIZED TAX RATE	
Governing Body & Public Boards			20,454,269.56	Local District School Taxes .63	8,203,593.50
Municipal Clerk		1991 Payments in Lieu of Taxes		Regional & Consolidated School Tax .43	5,636,965.72
Financial Administration	65,321.00	Delinquent Tax & Lien Collections	914,759.70	School Taxes in Municipal Budget	
Assessment of Taxes	74,300.00	Business Personalty Replacement Taxes	109,471.92	County Taxes .31	4,087,802.61
Collection of Taxes	32,600.00	Taxes from Public Utilities	1,084,483.00	County Library Taxes .03	328,552.35
Planning, Housing & Development	144,075.00	Other Miscellaneous Tax Revenues		Local Municipal Purpose Taxes .24	3,140,816.16
Human Resources	102,317.00	State Aid Revenues	481,212.31	Veteran & Senior Citizen Taxes	78,750.00
Elections	4,000.00	Federal Aid Revenues		Total Taxes for Rate Computation 1.44	21,476,480.34
General Administration (other)	913,590.00	State and Local Fiscal Assistance Act Utilized		Special District Taxes	
JUDICIARY		Sale of Acquired Property		Bank Corp. Taxes	
Municipal Courts	81,600.00	Other Miscellaneous Revenues	872,436.39	Added and Omitted Taxes	137,772.56
PUBLIC SAFETY		Total	23,916,632.88	Total Taxes Levied - ABSTRACT	21,535,502.90
Fire Protection	161,907.04	Prior Years Surplus Appropriated	750,000.00	Total Taxes Billed	21,542,768.59
Police Protection	956,800.00	REVENUES TOTAL	24,666,632.88	1991 TAXES COLLECTED	20,454,269.56
Civil Defense & Disaster Control		Reserve For Uncollected Taxes	1,123,064.19	1991 Taxes Cancelled, Abated or Adjusted	41,895.70
Environmental Inspection & Control	343,050.00	CAPITAL OUTLAY TOTAL	4,912,174.29	Transfer to Tax Title Liens or Foreclosed	122,481.76
Other Public Safety				Balance Outstanding Dec. 31, 1991	924,121.57
PUBLIC WORKS				PRIOR YEARS TAXES OUTSTANDING	
Streets and Drainage	903,377.33	Public Enterprises		Balance January 1, 1991	925,732.75
Sewers and Sewage Processing		Recreation-Culture		Collected in 1991	894,087.15
Garbage and Trash Disposal		Public Works	19,250.13	Cancelled, Abated or Adjusted 1991	
Public Buildings and Grounds	84,650.00	Buildings and Grounds	4,892,924.16	Transfers to Tax Title Liens or Foreclosed	31,645.60
Other Public Works		Library and Education		Balance December 31, 1991	
HEALTH and WELFARE		Conservation		TAX TITLE LIENS OUTSTANDING	
Health Services Except Environmental	24,750.00	All Other		Balance January 1, 1991	103,208.95
Welfare-Public Assistance	48,450.00	CAPITAL DEBT AUTHORIZED, DECEMBER 31, 1991		Transfer From Taxes	159,429.15
Hospital, Clinics, First Aid		ISSUED AND UNISSUED		Redeemed in 1991	20,672.63
Animal, Insect, & Rodent Control		School	3,123,117	Cancelled, Abated or Adjusted (1991)	
Other Welfare Services		Self-Liquidating		Transfers to Foreclosed Property	
RECREATION and CONSERVATION		Other	7,208,103	Balance December 31, 1991	241,965.47
Beaches and Boardwalks		Total	10,331,220	PROPERTY ACQUIRED BY DEED OR FORECLOSURE	
Parks, Playgrounds, Shade Trees	99,675.00	ISSUED AND OUTSTANDING		Balance January 1, 1991	22,650.00
Land Reclamation & Conservation	592,352.08	School	123,117.04	Transfers From Taxes or Liens	
Other Recreational Services	10,300.00	Self-Liquidating		Sale for Cash (1991)	
EDUCATION (excluding schools)		Other	6,989,603.37	Cancelled, Abated or Adjusted (1991)	
Libraries	40,900.00	Total	7,112,720.41	Balance December 31, 1991	22,650.00
Other Educational Services	3,900.00	EQUALIZED VALUATION BASIS		CURRENT FINANCES DECEMBER 31, 1991	
STATUTORY EXPENDITURES		FOR NET DEBT COMPUTATION	1,262,094,538	ASSETS	
Pensions & F. I. C. A.	298,935.00	REAL PROPERTY VALUATIONS		Cash Dec. 31, 1991	1,600,644.87
Employee Fringe Benefits	309,000.00	Code Class # of Parcels % VAL'N		Taxes Receivable	924,121.57
Other Statutory Expenditures		1 Vacant Land 421 4.43	59,400,434.00	Tax Title Liens	241,965.47
CETA and Other Public Employment Programs		2 Residential 4089 57.02	899,474,400.00	Foreclosed Property	22,650.00
MUNICIPAL FUNCTIONS TOTAL	5,346,349.45	3 Farm 793 6.50	87,305,403.00	Emergencies & Other Deferred Charges	206,982.71
CAPITAL IMPROVEMENTS * MEMO *		4a Commercial 224 20.55	275,360,933.00	State and Federal Aid Receivable	25,010.48
DEBT SERVICE		4b Industrial 3 1.38	13,564,600.00	Other Receivables	411,305.45
Principal Payments	763,675.31	4c Apartments 2 .11	1,534,500.00	Total	3,432,680.55
Interest Payments	12,961.46	Total	1,342,140,270.00	LIABILITIES, RESERVES, AND SURPLUS	
DEFERRED CHARGES	175,000.00	Land Area 47.55 Sq. Miles		Cash Liabilities	1,434,727.68
SCHOOL, COUNTY, SPECIAL DISTRICT TAXES	18,256,914.18	Net Valuation Taxable-Municipal	1,346,226,198	Reserves for Receivables	1,600,042.49
RESERVE FOR UNCOLLECTED TAXES	1,123,064.19	Net Valuation Taxable-County	1,370,073,214	Surplus Dec. 31, 1991	397,910.38
EXPENDITURES TOTAL	25,677,964.59	State Equalized Valuation	1,305,744,613	Total	3,432,680.55
		State Equalization Ratio	103.11		

1340
Population 1980 12,031
Population 1990 10,636
S & P Rating
Moody Rating A1

General Tax Rate Per \$100. 2.17
State Equalized Tax Rate 2.54

RED BANK BOROUGH - MONMOUTH CO.
Form of Government
Borough Council
Number of Members - 6

PER CAPITA:
Gross Debt 1,098.35
Net Debt 553.63
Debt Service 86.33
Total Tax Levy 1,760.55
Municipal Expenditures 1,003.49
PER CENT:
Gross Debt 1.57
Net Debt .79
Tax Levy Collected 90.40
Tax Levy Cancelled, Abated or Adjusted .23

EXPENDITURES		REVENUES-REALIZED		1991 PROPERTY TAX	
GENERAL GOVERNMENT				STATE EQUALIZED TAX RATE	
Governing Body & Public Boards		1991 Property Taxes Collected	16,924,565.45	Local District School Taxes	6,543,959.00
Municipal Clerk		1991 Payments in Lieu of Taxes		Regional & Consolidated School Tax	3,812,926.30
Financial Administration	95,715.00	Delinquent Tax & Lien Collections	1,440,240.03	School Taxes in Municipal Budget	
Assessment of Taxes	99,275.00	Business Personalty Replacement Taxes	327,193.32	County Taxes	* 3,046,541.93
Collection of Taxes	24,540.00	Taxes from Public Utilities	1,527,598.00	County Library Taxes	
Planning, Housing & Development	34,420.00	Other Miscellaneous Tax Revenues	10,886.13	Local Municipal Purpose Taxes	5,144,608.61
Human Resources	124,668.00	State Aid Revenues	586,779.52	Veteran & Senior Citizen Taxes	81,300.00
Elections	2,550.00	Federal Aid Revenues		Total Taxes for Rate Computation	18,629,335.84
General Administration (other)	749,087.00	State and Local Fiscal Assistance Act Utilized		Special District Taxes	163,742.87
JUDICIARY		Sale of Acquired Property		Bank Corp. Taxes	
Municipal Courts	120,684.50	Other Miscellaneous Revenues	1,309,084.28	Added and Omitted Taxes	13,445.29
PUBLIC SAFETY		Total	22,126,346.73	Total Taxes Levied - ABSTRACT	18,725,224.00
Fire Protection	200,970.00	Prior Years Surplus Appropriated	445,000.00	Total Taxes Billed	18,722,804.49
Police Protection	2,092,050.00	REVENUES TOTAL	22,571,346.73	1991 TAXES COLLECTED	16,924,565.45
Civil Defense & Disaster Control	1,275.00	Reserve For Uncollected Taxes	2,312,672.87	1991 Taxes Cancelled, Abated or Adjusted	43,859.79
Environmental Inspection & Control	183,354.00	CAPITAL OUTLAY TOTAL	670,140.94	Transfer to Tax Title Liens or Foreclosed	53,498.44
Other Public Safety				Balance Outstanding Dec. 31, 1991	1,700,880.81
PUBLIC WORKS				PRIOR YEARS TAXES OUTSTANDING	
Streets and Drainage	587,585.00	Public Enterprises	48,266.51	Balance January 1, 1991	1,960,738.27
Sewers and Sewage Processing		Recreation-Culture	30,674.49	Collected in 1991	1,306,531.34
Garbage and Trash Disposal	986,300.00	Public Works	112,592.63	Cancelled, Abated or Adjusted 1991	336,901.41
Public Buildings and Grounds	85,300.00	Buildings and Grounds	478,607.31	Transfers to Tax Title Liens or Foreclosed	172,811.86
Other Public Works		Library and Education		Balance December 31, 1991	142,493.66
HEALTH and WELFARE		Conservation		TAX TITLE LIENS OUTSTANDING	
Health Services Except Environmental	152,388.00	All Other		Balance January 1, 1991	395,939.35
Welfare-Public Assistance	28,750.00	CAPITAL DEBT AUTHORIZED, DECEMBER 31, 1991		Transfer From Taxes	226,935.54
Hospital, Clinics, First Aid		ISSUED AND UNISSUED		Redeemed in 1991	131,708.69
Animal, Insect, & Rodent Control		School	2,562,538	Cancelled, Abated or Adjusted (1991)	187,105.85
Other Welfare Services	20,270.00	Self-Liquidating	3,231,073	Transfers to Foreclosed Property	
RECREATION and CONSERVATION		Other	5,888,387	Balance December 31, 1991	304,060.35
Beaches and Boardwalks		Total	11,681,998	PROPERTY ACQUIRED BY DEED OR FORECLOSURE	
Parks, Playgrounds, Shade Trees	102,200.00	ISSUED AND OUTSTANDING		Balance January 1, 1991	230,200.00
Land Reclamation & Conservation		School	2,562,538.19	Transfers From Taxes or Liens	
Other Recreational Services	84,650.00	Self-Liquidating	2,040,000.00	Sale for Cash (1991)	
EDUCATION (excluding schools)		Other	5,377,228.44	Cancelled, Abated or Adjusted (1991)	
Libraries	296,300.00	Total	9,979,766.63	Balance December 31, 1991	230,200.00
Other Educational Services		EQUALIZED VALUATION BASIS		CURRENT FINANCES DECEMBER 31, 1991	
STATUTORY EXPENDITURES		FOR NET DEBT COMPUTATION	744,585,172	ASSETS	
Pensions & F. I. C. A.	611,208.00	REAL PROPERTY VALUATIONS		Cash Dec. 31, 1991	2,127,408.03
Employee Fringe Benefits	585,839.00	Code Class # of Parcels % VAL'N		Taxes Receivable	1,843,374.47
Other Statutory Expenditures		1 Vacant Land 208 2.00	16,771,850.00	Tax Title Liens	304,060.35
CETA And Other Public Employment Programs		2 Residential 3234 59.29	498,155,550.00	Foreclosed Property	230,200.00
MUNICIPAL FUNCTIONS TOTAL	7,269,878.50	3 Farm		Emergencies & Other Deferred Charges	153,134.00
CAPITAL IMPROVEMENTS *MEMO*	13,061.79	4a Commercial 470 27.75	233,198,900.00	State and Federal Aid Receivable	17,152.78
DEBT SERVICE		4b Industrial 67 2.94	24,742,500.00	Other Receivables	754,252.98
Principal Payments	619,091.60	4c Apartments 22 8.02	67,377,500.00	Total	5,429,582.61
Interest Payments	299,149.50	Total 4001	840,246,300.00	LIABILITIES, RESERVES, AND SURPLUS	
DEFERRED CHARGES	172,379.34	Land Area 1.75 Sq. Miles		Cash Liabilities	1,819,221.46
SCHOOL, COUNTY, SPECIAL DISTRICT TAXES	13,567,170.10	Net Valuation Taxable-Municipal	856,585,195	Reserves for Receivables	3,131,682.50
RESERVE FOR UNCOLLECTED TAXES	2,312,672.87	Net Valuation Taxable-County	772,700,711	Surplus Dec. 31, 1991	478,678.65
EXPENDITURES TOTAL	24,240,341.91	State Equalized Valuation	733,443,737	Total	5,429,582.61
		State Equalization Ratio	117.19		

0249

Population 1980 10,294
 Population 1990 9,996
 S & P Rating
 Moody Rating

General Tax Rate Per \$100.

1.47

State Equalized Tax Rate

1.19

RIDGEFIELD BOROUGH - BERGEN COUNTY
Form of Government
Borough Council
Number of Members - 6

PER CAPITA:

Gross Debt 954.61
 Net Debt 921.40
 Debt Service 58.55
 Total Tax Levy 1,089.00
 Municipal Expenditures 930.91

PER CENT:

Gross Debt 1.01
 Net Debt .98
 Tax Levy Collected 95.23
 Tax Levy Cancelled, Abated or Adjusted .03

EXPENDITURES		REVENUES-REALIZED		1991 PROPERTY TAX	
GENERAL GOVERNMENT				STATE EQUALIZED TAX RATE	
Governing Body & Public Boards		1991 Property Taxes Collected	4,949,506.00	Local District School Taxes	.27
Municipal Clerk		1991 Payments in Lieu of Taxes		Regional & Consolidated School Tax	
Financial Administration	112,500.00	Delinquent Tax & Lien Collections	325,000.00	School Taxes in Municipal Budget	
Assessment of Taxes	16,000.00	Business Personality Replacement Taxes	218,105.82	County Taxes	.26
Collection of Taxes	70,000.00	Taxes from Public Utilities	5,450,000.00	County Library Taxes	
Planning, Housing & Development	60,000.00	Other Miscellaneous Tax Revenues	800,343.00	Local Municipal Purpose Taxes	.06
Human Resources	23,738.00	State Aid Revenues	1,319,636.51	Veteran & Senior Citizen Taxes	
Elections		Federal Aid Revenues		Total Taxes for Rate Computation	1.19
General Administration (other)	834,000.00	State and Local Fiscal Assistance Act Utilized		Special District Taxes	
JUDICIARY		Sale of Acquired Property		Bank Corp. Taxes	
Municipal Courts	155,072.45	Other Miscellaneous Revenues	628,814.74	Added and Omitted Taxes	
PUBLIC SAFETY		Total	13,691,406.07	Total Taxes Levied - ABSTRACT	10,885,633.34
Fire Protection	222,000.00	Prior Years Surplus Appropriated	1,079,283.22	Total Taxes Billed	5,197,586.00
Police Protection	2,165,878.37	REVENUES TOTAL	14,770,689.29	1991 TAXES COLLECTED	4,949,506.00
Civil Defense & Disaster Control	16,218.86	Reserve For Uncollected Taxes	542,841.33	1991 Taxes Cancelled, Abated or Adjusted	1,795.00
Environmental Inspection & Control	50,750.00	CAPITAL OUTLAY TOTAL	6,349,785.09	Transfer to Tax Title Liens or Foreclosed	136.00
Other Public Safety				Balance Outstanding Dec. 31, 1991	246,149.00
PUBLIC WORKS				PRIOR YEARS TAXES OUTSTANDING	
Streets and Drainage	950,000.00	Public Enterprises		Balance January 1, 1991	375,137.88
Sewers and Sewage Processing	1,044,500.00	Recreation-Culture		Collected in 1991	172,592.31
Garbage and Trash Disposal	828,000.00	Public Works	11,732.50	Cancelled, Abated or Adjusted 1991	
Public Buildings and Grounds	266,000.00	Buildings and Grounds	6,338,052.59	Transfers to Tax Title Liens or Foreclosed	
Other Public Works	60,000.00	Library and Education		Balance December 31, 1991	202,545.57
HEALTH and WELFARE		Conservation		TAX TITLE LIENS OUTSTANDING	
Health Services Except Environmental	122,000.00	All Other		Balance January 1, 1991	6,205.93
Welfare-Public Assistance	46,700.00	CAPITAL DEBT AUTHORIZED, DECEMBER 31, 1991		Transfer From Taxes	136.00
Hospital, Clinics, First Aid		ISSUED AND UNISSUED		Redeemed in 1991	5,694.50
Animal, Insect, & Rodent Control	3,500.00	School		Cancelled, Abated or Adjusted (1991)	
Other Welfare Services		Self-Liquidating	332,000.00	Transfers to Foreclosed Property	
RECREATION and CONSERVATION		Other	9,210,278.00	Balance December 31, 1991	647.43
Beaches and Boardwalks		Total	9,542,278.00	PROPERTY ACQUIRED BY DEED OR FORECLOSURE	
Parks, Playgrounds, Shade Trees	100,600.00	ISSUED AND OUTSTANDING		Balance January 1, 1991	108,685.00
Land Reclamation & Conservation	5,286.61	School		Transfers From Taxes or Liens	
Other Recreational Services	60,000.00	Self-Liquidating	332,000.00	Sale for Cash (1991)	
EDUCATION (excluding schools)		Other	8,538,000.00	Cancelled, Abated or Adjusted (1991)	
Libraries	322,621.00	Total	8,870,000.00	Balance December 31, 1991	108,685.00
Other Educational Services		EQUALIZED VALUATION BASIS		CURRENT FINANCES DECEMBER 31, 1991	
STATUTORY EXPENDITURES		FOR NET DEBT COMPUTATION	544,182,943	ASSETS	
Pensions & F. L. C. A.	446,400.00	REAL PROPERTY VALUATIONS		Cash Dec. 31, 1991	1,928,571.22
Employee Fringe Benefits	90,000.00	Code Class # of Parcels % VAL'N		Taxes Receivable	448,694.57
Other Statutory Expenditures	10,000.00	1 Vacant Land 121 2.14	15,880,800.00	Tax Title Liens	647.43
CETA And Other Public Employment Programs		2 Residential 2485 66.70	494,332,100.00	Foreclosed Property	108,685.00
MUNICIPAL FUNCTIONS TOTAL	8,081,815.29	3 Farm		Emergencies & Other Deferred Charges	12,075.00
CAPITAL IMPROVEMENTS *MEMO*		4a Commercial 170 10.08	74,719,450.00	State and Federal Aid Receivable	61,045.79
DEBT SERVICE		4b Industrial 89 17.58	130,274,700.00	Other Receivables	76,749.05
Principal Payments	195,000.00	4c Apartments 15 3.45	25,881,000.00	Total	2,636,468.06
Interest Payments	390,249.50	Total 2880	741,088,050.00	LIABILITIES, RESERVES, AND SURPLUS	
DEFERRED CHARGES	95,422.48	Land Area 2.60 Sq. Miles		Cash Liabilities	640,146.38
SCHOOL, COUNTY, SPECIAL DISTRICT TAXES	10,373,288.34	Net Valuation Taxable-Municipal	742,203,748	Reserves for Receivables	634,776.05
RESERVE FOR UNCOLLECTED TAXES	542,841.33	Net Valuation Taxable-County	993,479,961	Surplus Dec. 31, 1991	1,361,545.63
EXPENDITURES TOTAL	19,673,616.94	State Equalized Valuation	917,396,670	Total	2,636,468.06
		State Equalization Ratio	80.88		

0250
Population 1980 12,738
Population 1990 12,454
S & P Rating
Moody Rating

General Tax Rate Per \$100.
3.79
State Equalized Tax Rate
1.96

RIDGEFIELD PARK VILLAGE - BERGEN CO.
Form of Government
Commission (1911)
Number of Members - 5

PER CAPITA:
Gross Debt 270.86
Net Debt 78.55
Debt Service 3.42
Total Tax Levy 1,292.36
Municipal Expenditures 799.00

PER CENT:
Gross Debt .42
Net Debt .12
Tax Levy Collected 96.17
Tax Levy Cancelled, Abated or Adjusted .24

EXPENDITURES		REVENUES-REALIZED		1991 PROPERTY TAX	
GENERAL GOVERNMENT				STATE EQUALIZED TAX RATE	
Governing Body & Public Boards	26,250.00	1991 Property Taxes Collected	15,508,442.11	Local District School Taxes	.99 8,007,879.00
Municipal Clerk	75,258.46	1991 Payments in Lieu of Taxes		Regional & Consolidated School Tax	
Financial Administration	31,000.00	Delinquent Tax & Lien Collections	309,445.68	School Taxes in Municipal Budget	
Assessment of Taxes	293,431.58	Business Personalty Replacement Taxes	211,883.36	County Taxes	.25 2,055,284.32
Collection of Taxes	107,998.21	Taxes from Public Utilities	652,390.00	County Library Taxes	
Planning, Housing & Development	40,430.00	Other Miscellaneous Tax Revenues		Local Municipal Purpose Taxes	.71 5,750,763.00
Human Resources	125,450.00	State Aid Revenues	1,111,982.58	Veteran & Senior Citizen Taxes	92,000.00
Elections	2,695.00	Federal Aid Revenues		Total Taxes for Rate Computation	1.95 15,905,926.32
General Administration (other)	587,510.70	State and Local Fiscal Assistance Act Utilized		Special District Taxes	
JUDICIARY		Sale of Acquired Property		Bank Corp. Taxes	
Municipal Courts	137,058.00	Other Miscellaneous Revenues	1,164,504.55	Added and Omitted Taxes	281,174.46
PUBLIC SAFETY		Total	18,958,648.23	Total Taxes Levied - ABSTRACT	16,095,100.78
Fire Protection	240,124.70	Prior Years Surplus Appropriated	700,000.00	Total Taxes Billed	16,126,542.75
Police Protection	1,863,018.47	REVENUES TOTAL	19,658,648.28	1991 TAXES COLLECTED	15,508,442.11
Civil Defense & Disaster Control	7,147.99	Reserve For Uncollected Taxes	1,097,061.62	1991 Taxes Cancelled, Abated or Adjusted	39,124.21
Environmental Inspection & Control	189,292.29	CAPITAL OUTLAY TOTAL	857,481.13	Transfer to Tax Title Liens or Foreclosed	223,810.87
Other Public Safety				Balance Outstanding Dec. 31, 1991	355,165.56
PUBLIC WORKS				PRIOR YEARS TAXES OUTSTANDING	
Streets and Drainage	267,749.00	Public Enterprises		Balance January 1, 1991	358,407.80
Sewers and Sewage Processing	877,622.93	Recreation—Culture	33,111.92	Collected in 1991	294,412.15
Garbage and Trash Disposal	1,005,451.00	Public Works	551,609.21	Cancelled, Abated or Adjusted 1991	32,313.65
Public Buildings and Grounds	546,007.50	Buildings and Grounds	272,760.00	Transfers to Tax Title Liens or Foreclosed	31,682.00
Other Public Works	100,000.30	Library and Education		Balance December 31, 1991	
HEALTH and WELFARE		Conservation		TAX TITLE LIENS OUTSTANDING	
Health Services Except Environmental	82,078.02	All Other		Balance January 1, 1991	371,112.69
Welfare—Public Assistance	28,950.00	CAPITAL DEBT AUTHORIZED, DECEMBER 31, 1991		Transfer From Taxes	263,654.62
Hospital, Clinics, First Aid		ISSUED AND UNISSUED		Redeemed in 1991	15,033.53
Animal, Insect, & Rodent Control	8,500.00	School	2,395,000	Cancelled, Abated or Adjusted (1991)	
Other Welfare Services		Self-Liquidating	116,500	Transfers to Foreclosed Property	
RECREATION and CONSERVATION		Other	861,798	Balance December 31, 1991	619,733.78
Beaches and Boardwalks		Total	3,373,298	PROPERTY ACQUIRED BY DEED OR FORECLOSURE	
Parks, Playgrounds, Shade Trees	154,950.00	ISSUED AND OUTSTANDING		Balance January 1, 1991	69,840.00
Land Reclamation & Conservation	125,972.60	School	2,395,000.00	Transfers From Taxes or Liens	
Other Recreational Services	62,389.59	Self-Liquidating	50,000.00	Sale for Cash (1991)	
EDUCATION (excluding schools)		Other	603,500.00	Cancelled, Abated or Adjusted (1991)	
Libraries	251,817.00	Total	3,048,500.00	Balance December 31, 1991	69,840.00
Other Educational Services		EQUALIZED VALUATION BASIS		CURRENT FINANCES DECEMBER 31, 1991	
STATUTORY EXPENDITURES		FOR NET DEBT COMPUTATION	805,106,330	ASSETS	
Pensions & F. L. C. A.	536,829.90	REAL PROPERTY VALUATIONS		Cash Dec. 31, 1991	2,676,846.92
Employee Fringe Benefits	800,000.00	Code Class # of Parcels % VAL'N		Taxes Receivable	355,165.56
Other Statutory Expenditures		1 Vacant Land 99 2.52	10,494,600.00	Tax Title Liens	619,733.78
CETA And Other Public Employment Programs		2 Residential 2829 61.24	255,484,800.00	Foreclosed Property	69,840.00
MUNICIPAL FUNCTIONS TOTAL	8,634,982.94	3 Farm		Emergencies & Other Deferred Charges	300,000.00
CAPITAL IMPROVEMENTS *MEMO*	26,000.00	4a Commercial 190 21.08	87,969,800.00	State and Federal Aid Receivable	20,520.00
DEBT SERVICE		4b Industrial 23 4.60	19,211,100.00	Other Receivables	177,794.35
Principal Payments		4c Apartments 42 10.56	44,057,400.00	Total	4,219,900.61
Interest Payments	42,536.13	Total 3133	417,217,700.00	LIABILITIES, RESERVES, AND SURPLUS	
DEFERRED CHARGES	176,072.41	Land Area 2.00 Sq. Miles		Cash Liabilities	1,671,737.60
SCHOOL, COUNTY, SPECIAL DISTRICT TAXES	10,063,163.32	Net Valuation Taxable-Municipal	413,093,596	Reserves for Receivables	1,222,533.69
RESERVE FOR UNCOLLECTED TAXES	1,097,061.62	Net Valuation Taxable-County	897,107,841	Surplus Dec. 31, 1991	1,325,629.32
EXPENDITURES TOTAL	20,013,866.42	State Equalized Valuation	809,114,056	Total	4,219,900.61
		State Equalization Ratio	51.62		

General Tax Rate Per \$100.	2.17
State Equalized Tax Rate	2.06

RIDGEWOOD VILLAGE - BERGEN COUNTY
Form of Government
Council-Manager Plan B (OMCL 50)
Number of Members - 5

PER CAPITA:

Gross Debt	955.67	Gross Debt	.83
Net Debt	594.03	Net Debt	.52
Debt Service	211.08	Tax Levy Collected	98.11
Total Tax Levy	2,341.78	Tax Levy Cancelled, Abated	
Municipal Expenditures	1,080.97	or Adjusted	.17

PER CENT:

Gross Debt	.83
Net Debt	.52
Tax Levy Collected	98.11
Tax Levy Cancelled, Abated or Adjusted	.17

EXPENDITURES		REVENUES-REALIZED		1991 PROPERTY TAX	
GENERAL GOVERNMENT				STATE EQUALIZED TAX RATE	
Governing Body & Public Boards	23,117.00	1991 Property Taxes Collected	55,593,433.72	Local District School Taxes	1.24 33,918,761.00
Municipal Clerk		1991 Payments in Lieu of Taxes	70,487.51	Regional & Consolidated School Tax	
Financial Administration	246,431.00	Delinquent Tax & Lien Collections	835,062.68	School Taxes in Municipal Budget	
Assessment of Taxes	119,532.00	Business Personalty Replacement Taxes	256,345.76	County Taxes	.25 6,782,041.88
Collection of Taxes	50,417.00	Taxes from Public Utilities	1,492,285.00	County Library Taxes	
Planning, Housing & Development	98,447.00	Other Miscellaneous Tax Revenues		Local Municipal Purpose Taxes	.57 15,764,548.59
Human Resources	127,417.00	State Aid Revenues	1,350,493.86	Veteran & Senior Citizen Taxes	111,150.00
Elections	8,980.00	Federal Aid Revenues		Total Taxes for Rate Computation	2.06 56,576,501.47
General Administration (other)	1,246,833.04	State and Local Fiscal Assistance Act Utilized		Special District Taxes	
JUDICIARY		Sale of Acquired Property		Bank Corp. Taxes	
Municipal Courts	166,545.35	Other Miscellaneous Revenues	2,653,110.79	Added and Omitted Taxes	93,227.22
PUBLIC SAFETY		Total	62,251,219.32	Total Taxes Levied - ABSTRACT	56,558,578.69
Fire Protection	2,459,008.22	Prior Years Surplus Appropriated	4,750,000.00	Total Taxes Billed	56,665,555.77
Police Protection	2,904,084.00	REVENUES TOTAL	67,001,219.32	1991 TAXES COLLECTED	55,593,433.72
Civil Defense & Disaster Control	103,571.00	Reserve For Uncollected Taxes	1,719,233.14	1991 Taxes Cancelled, Abated or Adjusted	97,147.32
Environmental Inspection & Control	924,002.00	CAPITAL OUTLAY TOTAL	4,181,785.00	Transfer to Tax Title Liens or Foreclosed	351.63
Other Public Safety				Balance Outstanding Dec. 31, 1991	974,623.10
PUBLIC WORKS		Public Enterprises		PRIOR YEARS TAXES OUTSTANDING	
Streets and Drainage	1,434,798.00	Recreation-Culture		Balance January 1, 1991	847,293.21
Sewers and Sewage Processing	553,654.00	Public Works	260,708.87	Collected in 1991	834,795.00
Garbage and Trash Disposal	2,232,577.00	Buildings and Grounds	643,447.94	Cancelled, Abated or Adjusted 1991	
Public Buildings and Grounds	1,047,033.00	Library and Education	3.06	Transfers to Tax Title Liens or Foreclosed	
Other Public Works		Conservation	109,068.56	Balance December 31, 1991	12,498.21
HEALTH and WELFARE		All Other		TAX TITLE LIENS OUTSTANDING	
Health Services Except Environmental	234,797.00			Balance January 1, 1991	1,909.78
Welfare-Public Assistance	18,974.00	CAPITAL DEBT AUTHORIZED, DECEMBER 31, 1991		Transfer From Taxes	351.63
Hospital, Clinics, First Aid		ISSUED AND UNISSUED		Redeemed in 1991	267.68
Animal, Insect, & Rodent Control		School	300,000	Cancelled, Abated or Adjusted (1991)	
Other Welfare Services		Self-Liquidating	10,196,665	Transfers to Foreclosed Property	
RECREATION and CONSERVATION		Other	12,584,571	Balance December 31, 1991	1,993.73
Beaches and Boardwalks		Total	23,081,236	PROPERTY ACQUIRED BY DEED OR	
Parks, Playgrounds, Shade Trees	542,467.00			FORECLOSURE	
Land Reclamation & Conservation	190,105.61	ISSUED AND OUTSTANDING		Balance January 1, 1991	45,755.00
Other Recreational Services	386,023.00	School	300,000.00	Transfers From Taxes or Liens	
EDUCATION (excluding schools)		Self-Liquidating	5,246,000.00	Sale for Cash (1991)	
Libraries	1,111,857.00	Other	9,837,500.00	Cancelled, Abated or Adjusted (1991)	
Other Educational Services	1,510.00	Total	15,383,500.00	Balance December 31, 1991	45,755.00
STATUTORY EXPENDITURES		EQUALIZED VALUATION BASIS		CURRENT FINANCES DECEMBER 31, 1991	
Pensions & F. I. C. A.	1,540,068.22	FOR NET DEBT COMPUTATION	2,780,048,440	ASSETS	
Employee Fringe Benefits	1,140,098.00	REAL PROPERTY VALUATIONS		Cash Dec. 31, 1991	14,418,732.61
Other Statutory Expenditures	100.00	Code Class # of Parcels % VAL'N	ASSESSED VALUATION	Taxes Receivable	987,121.31
CETA And Other Public Employment Programs		1 Vacant Land 166 .65	16,803,800.00	Tax Title Liens	1,993.73
MUNICIPAL FUNCTIONS TOTAL	18,912,446.44	2 Residential 7406 87.89	2,279,023,500.00	Foreclosed Property	45,755.00
CAPITAL IMPROVEMENTS *MEMO*	875,203.96	3 Farm 2 .04	1,085,600.00	Emergencies & Other Deferred Charges	51,260.00
DEBT SERVICE		4a Commercial 340 9.78	253,489,300.00	State and Federal Aid Receivable	688,332.00
Principal Payments	4,286,000.00	4b Industrial		Other Receivables	156,082.51
Interest Payments	811,951.38	4c Apartments 27 1.65	42,668,200.00	Total	16,349,277.16
DEFERRED CHARGES	377,879.82	Total 7941	2,593,070,400.00	LIABILITIES, RESERVES, AND SURPLUS	
SCHOOL, COUNTY, SPECIAL DISTRICT TAXES	40,700,302.88	Land Area 5.90 Sq. Miles		Cash Liabilities	7,193,626.77
RESERVE FOR UNCOLLECTED TAXES	1,719,233.14	Net Valuation Taxable-Municipal	2,607,019,749	Reserves for Receivables	1,071,671.30
EXPENDITURES TOTAL	66,803,314.16	Net Valuation Taxable-County	2,861,762,601	Surplus Dec. 31, 1991	8,083,979.09
		State Equalized Valuation	2,745,222,153	Total	16,349,277.16
		State Equalization Ratio	94.94		

1611

Population 1980 12,625
 Population 1990 12,623
 S & P Rating
 Moody Rating

General Tax Rate Per \$100. 2.34
 State Equalized Tax Rate 2.43

RINGWOOD BOROUGH - PASSAIC COUNTY
 Form of Government
 Council-Manager Plan E (OMCL 50)
 Number of Members - 6

PER CAPITA:
 Gross Debt 706.89
 Net Debt 458.68
 Debt Service 77.12
 Total Tax Levy 1,571.62
 Municipal Expenditures 680.72

PER CENT:
 Gross Debt 1.07
 Net Debt .69
 Tax Levy Collected 96.85
 Tax Levy Cancelled, Abated or Adjusted .35

EXPENDITURES		REVENUES-REALIZED		1991 PROPERTY TAX	
GENERAL GOVERNMENT				STATE EQUALIZED TAX RATE	
Governing Body & Public Boards	98,250.00	1991 Property Taxes Collected	19,261,220.94	Local District School Taxes	.59 8,069,880.00
Municipal Clerk		1991 Payments in Lieu of Taxes		Regional & Consolidated School Tax	.39 3,211,848.95
Financial Administration	80,447.00	Delinquent Tax & Lien Collections	554,382.68	School Taxes in Municipal Budget	
Assessment of Taxes	102,499.00	Business Personalty Replacement Taxes	20,146.08	County Taxes	.45 3,680,439.58
Collection of Taxes	63,283.00	Taxes from Public Utilities	1,314,429.74	County Library Taxes	
Planning, Housing & Development	65,490.00	Other Miscellaneous Tax Revenues		Local Municipal Purpose Taxes	.59 4,807,367.00
Human Resources	71,248.00	State Aid Revenues	712,843.07	Veteran & Senior Citizen Taxes	
Elections	12,580.00	Federal Aid Revenues		Total Taxes for Rate Computation	2.42 19,839,515.53
General Administration (other)	810,301.53	State and Local Fiscal Assistance Act Utilized		Special District Taxes	
JUDICIARY		Sale of Acquired Property		Bank Corp. Taxes	
Municipal Courts	76,500.61	Other Miscellaneous Revenues	754,231.02	Added and Omitted Taxes	68,982.34
PUBLIC SAFETY		Total	22,617,253.53	Total Taxes Levied - ABSTRACT	19,838,517.87
Fire Protection	135,545.50	Prior Years Surplus Appropriated	852,000.00	Total Taxes Billed	19,888,586.11
Police Protection	1,423,576.22	REVENUES TOTAL	23,469,253.53	1991 TAXES COLLECTED	19,261,220.94
Civil Defense & Disaster Control	22,110.00	Reserve For Uncollected Taxes	552,334.00	1991 Taxes Cancelled, Abated or Adjusted	69,740.23
Environmental Inspection & Control	82,307.00	CAPITAL OUTLAY TOTAL	567,864.23	Transfer to Tax Title Liens or Foreclosed	59,114.46
Other Public Safety		Public Enterprises	132,312.89	Balance Outstanding Dec. 31, 1991	498,510.48
PUBLIC WORKS		Recreation-Culture		PRIOR YEARS TAXES OUTSTANDING	
Streets and Drainage	896,830.25	Public Works	120,930.83	Balance January 1, 1991	500,141.49
Sewers and Sewage Processing	1,438,907.00	Buildings and Grounds	314,620.51	Collected in 1991	465,309.09
Garbage and Trash Disposal		Library and Education		Cancelled, Abated or Adjusted 1991	14,768.46
Public Buildings and Grounds	45,269.00	Conservation		Transfers to Tax Title Liens or Foreclosed	19,786.78
Other Public Works	60,260.00	All Other		Balance December 31, 1991	277.16
HEALTH and WELFARE		CAPITAL DEBT AUTHORIZED, DECEMBER 31, 1991		TAX TITLE LIENS OUTSTANDING	
Health Services Except Environmental	186,648.00	ISSUED AND UNISSUED		Balance January 1, 1991	163,859.75
Welfare-Public Assistance	19,329.00	School	681,874.68	Transfer From Taxes	78,901.24
Hospital, Clinics, First Aid		Self-Liquidating	2,451,315.53	Redeemed in 1991	89,073.59
Animal, Insect, & Rodent Control		Other	5,789,865.53	Cancelled, Abated or Adjusted (1991)	
Other Welfare Services		Total	8,923,054.74	Transfers to Foreclosed Property	
RECREATION and CONSERVATION		ISSUED AND OUTSTANDING		Balance December 31, 1991	153,687.40
Beaches and Boardwalks		School	681,874.19	PROPERTY ACQUIRED BY DEED OR FORECLOSURE	
Parks, Playgrounds, Shade Trees	131,309.00	Self-Liquidating	2,216,815.00	Balance January 1, 1991	227,000.00
Land Reclamation & Conservation	25,339.58	Other	5,151,015.00	Transfers From Taxes or Liens	
Other Recreational Services	64,717.00	Total	8,049,704.19	Sale for Cash (1991)	
EDUCATION (excluding schools)		EQUALIZED VALUATION BASIS FOR NET DEBT COMPUTATION	835,221,648	Cancelled, Abated or Adjusted (1991)	
Libraries	179,625.00	REAL PROPERTY VALUATIONS		Balance December 31, 1991	227,000.00
Other Educational Services		Code Class # of Parcels % VAL'N		CURRENT FINANCES DECEMBER 31, 1991	
STATUTORY EXPENDITURES		1 Vacant Land 431 6.98	58,954,600.00	ASSETS	
Pensions & F. L. C. A.	432,170.00	2 Residential 4085 88.27	745,229,900.00	Cash Dec. 31, 1991	2,457,342.33
Employee Fringe Benefits	421,770.00	3 Farm 25 .24	2,047,500.00	Taxes Receivable	498,787.64
Other Statutory Expenditures		4a Commercial 57 3.17	26,734,500.00	Tax Title Liens	153,687.40
CETA And Other Public Employment Programs		4b Industrial 15 1.34	11,314,200.00	Foreclosed Property	227,000.00
MUNICIPAL FUNCTIONS TOTAL	6,946,371.69	4c Apartments		Emergencies & Other Deferred Charges	288,600.00
CAPITAL IMPROVEMENTS * ME. 10 *		Total	844,279,700.00	State and Federal Aid Receivable	
DEBT SERVICE		Land Area 27.50 Sq. Miles		Other Receivables	209,452.81
Principal Payments	585,000.00	Net Valuation Taxable-Municipal	847,213,414	Total	3,834,870.18
Interest Payments	388,466.92	Net Valuation Taxable-County	837,367,352	LIABILITIES, RESERVES, AND SURPLUS	
DEFERRED CHARGES	120,503.09	State Equalized Valuation	817,168,163	Cash Liabilities	1,734,613.74
SCHOOL, COUNTY, SPECIAL DISTRICT TAXES	14,962,168.53	State Equalization Ratio	103.69	Reserves for Receivables	1,088,927.85
RESERVE FOR UNCOLLECTED TAXES	552,334.00			Surplus Dec. 31, 1991	1,011,328.59
EXPENDITURES TOTAL	23,554,344.19			Total	3,834,870.18

0252
Population 1980 11,111
Population 1990 10,603
S & P Rating
Moody Rating A1

General Tax Rate Per \$100. 2.05
State Equalized Tax Rate 2.03

RIVER EDGE BOROUGH - BERGEN COUNTY
Form of Government
Borough Council
Number of Members - 6

PER CAPITA:
Gross Debt 872.31
Net Debt 618.70
Debt Service 60.27
Total Tax Levy 1,593.38
Municipal Expenditures 822.17
PER CENT:
Gross Debt 1.11
Net Debt .79
Tax Levy Collected 98.08
Tax Levy Cancelled, Abated or Adjusted .13

EXPENDITURES		REVENUES-REALIZED		1991 PROPERTY TAX	
GENERAL GOVERNMENT				STATE EQUALIZED TAX RATE	
Governing Body & Public Boards	2,700.00	1991 Property Taxes Collected		Local District School Taxes	4,382,807.92
Municipal Clerk		1991 Payments in Lieu of Taxes		Regional & Consolidated School Tax	4,829,859.79
Financial Administration	111,992.00	Delinquent Tax & Lien Collections		School Taxes in Municipal Budget	
Assessment of Taxes	39,071.00	Business Personalty Replacement Taxes		County Taxes	2,030,471.34
Collection of Taxes	34,032.00	Taxes from Public Utilities		County Library Taxes	
Planning, Housing & Development	11,753.00	Other Miscellaneous Tax Revenues		Local Municipal Purpose Taxes	5,595,169.00
Human Resources	74,427.00	State Aid Revenues		Veteran & Senior Citizen Taxes	101,200.00
Elections		Federal Aid Revenues		Total Taxes for Rate Computation	16,943,508.05
General Administration (other)	664,114.00	State and Local Fiscal Assistance Act Utilized		Special District Taxes	
JUDICIARY		State and Local Fiscal Assistance Act Utilized		Bank Corp. Taxes	
Municipal Courts	75,549.00	Sale of Acquired Property		Added and Omitted Taxes	52,258.89
PUBLIC SAFETY		Other Miscellaneous Revenues		Total Taxes Levied - ABSTRACT	16,894,566.94
Fire Protection	179,427.30	Prior Years Surplus Appropriated		Total Taxes Billed	16,914,600.74
Police Protection	1,570,544.00	REVENUES TOTAL		1991 TAXES COLLECTED	16,590,584.65
Civil Defense & Disaster Control	9,174.00	Reserve For Uncollected Taxes		1991 Taxes Cancelled, Abated or Adjusted	22,426.31
Environmental Inspection & Control	66,631.00	CAPITAL OUTLAY TOTAL		Transfer to Tax Title Liens or Foreclosed	
Other Public Safety				Balance Outstanding Dec. 31, 1991	301,589.78
PUBLIC WORKS				PRIOR YEARS TAXES OUTSTANDING	
Streets and Drainage	75,000.00	Public Enterprises		Balance January 1, 1991	322,666.97
Sewers and Sewage Processing	681,408.00	Recreation-Culture		Collected in 1991	318,108.24
Garbage and Trash Disposal	1,101,313.18	Public Works		Cancelled, Abated or Adjusted 1991	980.78
Public Buildings and Grounds	85,279.00	Buildings and Grounds		Transfers to Tax Title Liens or Foreclosed	3,132.41
Other Public Works	561,357.19	Library and Education		Balance December 31, 1991	445.54
HEALTH and WELFARE		Conservation		TAX TITLE LIENS OUTSTANDING	
Health Services Except Environmental	77,596.39	All Other		Balance January 1, 1991	12,389.46
Welfare-Public Assistance	16,031.00	CAPITAL DEBT AUTHORIZED, DECEMBER 31, 1991		Transfer From Taxes	11,198.12
Hospital, Clinics, First Aid		ISSUED AND UNISSUED		Redeemed in 1991	12,389.46
Animal, Insect, & Rodent Control	5,300.00	GROSS DEBT		Cancelled, Abated or Adjusted (1991)	
Other Welfare Services		NET DEBT		Transfers to Foreclosed Property	
RECREATION and CONSERVATION				Balance December 31, 1991	11,198.12
Beaches and Boardwalks				PROPERTY ACQUIRED BY DEED OR FORECLOSURE	
Parks, Playgrounds, Shade Trees	2,850.00			Balance January 1, 1991	
Land Reclamation & Conservation	194,694.87			Transfers From Taxes or Liens	
Other Recreational Services	54,230.00			Sale for Cash (1991)	
EDUCATION (excluding schools)				Cancelled, Abated or Adjusted (1991)	
Libraries	369,513.00			Balance December 31, 1991	
Other Educational Services				CURRENT FINANCES DECEMBER 31, 1991	
STATUTORY EXPENDITURES				ASSETS	
Pensions & F. L. C. A.	415,212.00			Cash Dec. 31, 1991	6,419,002.88
Employee Fringe Benefits	275,437.00			Taxes Receivable	302,035.32
Other Statutory Expenditures	250.00			Tax Title Liens	11,198.12
CETA And Other Public Employment Programs				Foreclosed Property	
MUNICIPAL FUNCTIONS TOTAL	6,754,985.93			Emergencies & Other Deferred Charges	17,000.00
CAPITAL IMPROVEMENTS *MEMO*	97,484.00			State and Federal Aid Receivable	7,000.00
DEBT SERVICE				Other Receivables	
Principal Payments	350,000.00			Total	6,756,236.32
Interest Payments	289,062.50			LIABILITIES, RESERVES, AND SURPLUS	
DEFERRED CHARGES	518,203.19			Cash Liabilities	1,019,870.33
SCHOOL, COUNTY, SPECIAL DISTRICT TAXES	11,243,139.05			Reserves for Receivables	313,233.44
RESERVE FOR UNCOLLECTED TAXES	805,180.42			Surplus Dec. 31, 1991	5,423,132.55
EXPENDITURES TOTAL	19,960,571.09			Total	6,756,236.32

0253
Population 1980 9,489
Population 1990 9,410
S & P Rating
Moody Rating A1

General Tax Rate Per \$100. 3.06
State Equalized Tax Rate 1.93

RIVER VALE TOWNSHIP - BERGEN COUNTY
Form of Government
Mayor-Council Plan E (OMCL 50)
Number of Members - 5

PER CAPITA:
Gross Debt 345.33
Net Debt 339.25
Debt Service 96.92
Total Tax Levy 1,880.47
Municipal Expenditures 654.36
PER CENT:
Gross Debt .35
Net Debt .35
Tax Levy Collected 98.49
Tax Levy Cancelled, Abated or Adjusted .10

EXPENDITURES		REVENUES-REALIZED		1991 PROPERTY TAX	
GENERAL GOVERNMENT				STATE EQUALIZED TAX RATE	
Governing Body & Public Boards	7,500.00	1991 Property Taxes Collected	17,445,807.32	Local District School Taxes	7,525,333.00
Municipal Clerk	59,999.00	1991 Payments in Lieu of Taxes		Regional & Consolidated School Tax	3,768,586.25
Financial Administration	269,642.00	Delinquent Tax & Lien Collections	170,447.94	School Taxes in Municipal Budget	
Assessment of Taxes	24,559.00	Business Personalty Replacement Taxes	62,066.88	County Taxes	2,236,411.58
Collection of Taxes		Taxes from Public Utilities	620,052.00	County Library Taxes	
Planning, Housing & Development	5,230.00	Other Miscellaneous Tax Revenues		Local Municipal Purpose Taxes	4,107,469.87
Human Resources	119,252.00	State Aid Revenues	533,650.70	Veteran & Senior Citizen Taxes	64,700.00
Elections		Federal Aid Revenues		Total Taxes for Rate Computation	17,702,494.70
General Administration (other)	461,994.55	State and Local Fiscal Assistance Act Utilized		Special District Taxes	
JUDICIARY		Sale of Acquired Property		Bank Corp. Taxes	
Municipal Courts	26,758.13	Other Miscellaneous Revenues	382,480.91	Added and Omitted Taxes	57,398.58
PUBLIC SAFETY		Total	19,214,506.25	Total Taxes Levied - ABSTRACT	17,695,193.28
Fire Protection	227,495.20	Prior Years Surplus Appropriated	380,869.00	Total Taxes Billed	17,712,578.62
Police Protection	1,242,879.84	REVENUES TOTAL	19,595,375.25	1991 TAXES COLLECTED	17,445,807.82
Civil Defense & Disaster Control		Reserve For Uncollected Taxes	420,080.99	1991 Taxes Cancelled, Abated or Adjusted	17,807.40
Environmental Inspection & Control	58,748.00	CAPITAL OUTLAY TOTAL	409,595.39	Transfer to Tax Title Liens or Foreclosed	24.48
Other Public Safety				Balance Outstanding Dec. 31, 1991	248,938.92
PUBLIC WORKS				PRIOR YEARS TAXES OUTSTANDING	
Streets and Drainage	205,901.99	Public Enterprises		Balance January 1, 1991	179,766.42
Sewers and Sewage Processing	587,818.83	Recreation-Culture		Collected in 1991	170,447.94
Garbage and Trash Disposal		Public Works	52,512.95	Cancelled, Abated or Adjusted 1991	5,571.37
Public Buildings and Grounds	113,735.00	Buildings and Grounds	357,082.44	Transfers to Tax Title Liens or Foreclosed	
Other Public Works	480,851.00	Library and Education		Balance December 31, 1991	3,747.11
HEALTH and WELFARE		Conservation		TAX TITLE LIENS OUTSTANDING	
Health Services Except Environmental	150,631.00	All Other		Balance January 1, 1991	247.07
Welfare-Public Assistance	4,000.00	CAPITAL DEBT AUTHORIZED, DECEMBER 31, 1991		Transfer From Taxes	24.48
Hospital, Clinics, First Aid		ISSUED AND UNISSUED		Redeemed in 1991	
Animal, Insect, & Rodent Control	3,000.00	School	57,182	Cancelled, Abated or Adjusted (1991)	
Other Welfare Services		Self-Liquidating		Transfers to Foreclosed Property	
RECREATION and CONSERVATION		Other	3,192,371	Balance December 31, 1991	271.55
Beaches and Boardwalks		Total	3,249,553	PROPERTY ACQUIRED BY DEED OR FORECLOSURE	
Parks, Playgrounds, Shade Trees		ISSUED AND OUTSTANDING		Balance January 1, 1991	299,300.00
Land Reclamation & Conservation	17,616.90	School	57,182.77	Transfers From Taxes or Liens	
Other Recreational Services	59,490.00	Self-Liquidating		Sale for Cash (1991)	
EDUCATION (excluding schools)		Other	2,958,690.00	Cancelled, Abated or Adjusted (1991)	
Libraries	301,133.00	Total	3,015,872.77	Balance December 31, 1991	299,300.00
Other Educational Services		EQUALIZED VALUATION BASIS		CURRENT FINANCES DECEMBER 31, 1991	
STATUTORY EXPENDITURES		FOR NET DEBT COMPUTATION	921,799,298	ASSETS	
Pensions & F. L. C. A.	363,966.00	REAL PROPERTY VALUATIONS		Cash Dec. 31, 1991	2,005,160.91
Employee Fringe Benefits		Code Class # of Parcels % VAL'N		Taxes Receivable	252,686.03
Other Statutory Expenditures		1 Vacant Land 105 .93	5,362,200.00	Tax Title Liens	271.55
CETA And Other Public Employment Programs		2 Residential 3082 91.65	528,232,400.00	Foreclosed Property	299,300.00
MUNICIPAL FUNCTIONS TOTAL	4,792,251.44	3 Farm 1 .06	365,000.00	Emergencies & Other Deferred Charges	24,000.00
CAPITAL IMPROVEMENTS * MEMO *	20,000.00	4a Commercial 51 6.38	36,774,200.00	State and Federal Aid Receivable	77,455.00
DEBT SERVICE		4b Industrial 1 .15	862,500.00	Other Receivables	46,260.15
Principal Payments	744,000.00	4c Apartments 4 .83	4,789,300.00	Total	2,705,133.64
Interest Payments	163,057.99	Total 3244	576,385,600.00	LIABILITIES, RESERVES, AND SURPLUS	
DEFERRED CHARGES	33,142.40	Land Area 4.20 Sq. Miles		Cash Liabilities	1,616,704.15
SCHOOL, COUNTY, SPECIAL DISTRICT TAXES	13,530,324.83	Net Valuation Taxable-Municipal	576,966,068	Reserves for Receivables	598,517.73
RESERVE FOR UNCOLLECTED TAXES	420,030.99	Net Valuation Taxable-County	944,409,655	Surplus Dec. 31, 1991	489,911.76
EXPENDITURES TOTAL	19,687,857.65	State Equalized Valuation	914,028,929	Total	2,705,133.64
		State Equalization Ratio	63.10		

1433

Population 1980 2,530
 Population 1990 2,370
 S & P Rating
 Moody Rating A

General Tax Rate Per \$100. 1.76
 State Equalized Tax Rate 1.71

RIVERDALE BOROUGH - MORRIS COUNTY
 Form of Government
 Borough Council
 Number of Members - 6

PER CAPITA:

Gross Debt 273.10
 Net Debt 85.33
 Debt Service 158.72
 Total Tax Levy 1,965.55
 Municipal Expenditures 1,085.10

PER CENT:

Gross Debt .25
 Net Debt .08
 Tax Levy Collected 95.55
 Tax Levy Cancelled, Abated or Adjusted 1.25

EXPENDITURES		REVENUES-REALIZED		1991 PROPERTY TAX	
GENERAL GOVERNMENT				STATE EQUALIZED TAX RATE	
Governing Body & Public Boards		1991 Property Taxes Collected	4,476,312.99	Local District School Taxes	2,378,287.00
Municipal Clerk		1991 Payments in Lieu of Taxes	1,360.78	Regional & Consolidated School Tax	
Financial Administration	26,386.76	Delinquent Tax & Lien Collections	339,179.81	School Taxes in Municipal Budget	
Assessment of Taxes	11,008.31	Business Personality Replacement Taxes	78,424.96	County Taxes	750,043.92
Collection of Taxes	30,943.27	Taxes from Public Utilities	318,451.00	County Library Taxes	
Planning, Housing & Development	15,233.18	Other Miscellaneous Tax Revenues		Local Municipal Purpose Taxes	1,501,050.55
Human Resources	4,631.00	State Aid Revenues	36,187.11	Veteran & Senior Citizen Taxes	24,150.00
Elections		Federal Aid Revenues		Total Taxes for Rate Computation	4,653,531.47
General Administration (other)	250,116.69	State and Local Fiscal Assistance Act Utilized		Special District Taxes	
JUDICIARY		Sale of Acquired Property		Bank Corp. Taxes	
Municipal Courts	41,340.43	Other Miscellaneous Revenues	301,243.97	Added and Omitted Taxes	28,973.12
PUBLIC SAFETY		Total	5,601,160.62	Total Taxes Levied - ABSTRACT	4,658,359.59
Fire Protection	34,089.12	Prior Years Surplus Appropriated	110,000.00	Total Taxes Billed	4,684,781.24
Police Protection	695,993.75	REVENUES TOTAL	5,711,160.62	1991 TAXES COLLECTED	4,476,312.99
Civil Defense & Disaster Control	3,162.91	Reserve For Uncollected Taxes	364,084.04	1991 Taxes Cancelled, Abated or Adjusted	58,537.93
Environmental Inspection & Control	30,382.66			Transfer to Tax Title Liens or Foreclosed	8,689.12
Other Public Safety				Balance Outstanding Dec. 31, 1991	141,241.20
PUBLIC WORKS		CAPITAL OUTLAY TOTAL		PRIOR YEARS TAXES OUTSTANDING	
Streets and Drainage	93,716.93	Public Enterprises		Balance January 1, 1991	315,872.42
Sewers and Sewage Processing		Recreation—Culture		Collected in 1991	225,107.51
Garbage and Trash Disposal	282,710.00	Public Works		Cancelled, Abated or Adjusted 1991	601.20
Public Buildings and Grounds	11,141.00	Buildings and Grounds		Transfers to Tax Title Liens or Foreclosed	30,163.71
Other Public Works	16,000.00	Library and Education		Balance December 31, 1991	
HEALTH and WELFARE		Conservation		TAX TITLE LIENS OUTSTANDING	
Health Services Except Environmental	43,490.00	All Other		Balance January 1, 1991	32,902.53
Welfare—Public Assistance	12,576.00			Transfer From Taxes	43,082.48
Hospital, Clinics, First Aid		CAPITAL DEBT AUTHORIZED, DECEMBER 31, 1991		Redeemed in 1991	54,072.38
Animal, Insect, & Rodent Control		ISSUED AND UNISSUED GROSS DEBT NET DEBT		Cancelled, Abated or Adjusted (1991)	
Other Welfare Services		School 425,000		Transfers to Foreclosed Property	
RECREATION and CONSERVATION		Self-Liquidating 20,000		Balance December 31, 1991	21,912.63
Beaches and Boardwalks		Other 202,241	202,241	PROPERTY ACQUIRED BY DEED OR	
Parks, Playgrounds, Shade Trees	7,355.00	Total 647,241	202,241	FORECLOSURE	
Land Reclamation & Conservation	1,449.68			Balance January 1, 1991	
Other Recreational Services	285.57	ISSUED AND OUTSTANDING		Transfers From Taxes or Liens	
EDUCATION (excluding schools)		School 425,000.00		Sale for Cash (1991)	
Libraries	16,692.54	Self-Liquidating 20,000.00		Cancelled, Abated or Adjusted (1991)	
Other Educational Services		Other 248,066.00		Balance December 31, 1991	
STATUTORY EXPENDITURES		Total 693,066.00		CURRENT FINANCES DECEMBER 31, 1991	
Pensions & F. I. C. A.	110,214.04	EQUALIZED VALUATION BASIS		ASSETS	
Employee Fringe Benefits	66,447.00	FOR NET DEBT COMPUTATION	262,824,866	Cash Dec. 31, 1991	703,991.60
Other Statutory Expenditures		REAL PROPERTY VALUATIONS		Taxes Receivable	141,241.20
CETA And Other Public Employment Programs		Code Class # of Parcels % VAL'N ASSESSED VALUATION		Tax Title Liens	21,912.63
MUNICIPAL FUNCTIONS TOTAL	1,306,421.04	1 Vacant Land 129 10.16 25,760,200.00		Foreclosed Property	
CAPITAL IMPROVEMENTS *ME10*	2,500.00	2 Residential 738 50.79 128,726,800.00		Emergencies & Other Deferred Charges	90,000.00
DEBT SERVICE		3 Farm 69,982,009.00		State and Federal Aid Receivable	
Principal Payments	342,276.58	4a Commercial 100 27.61 28,700,100.00		Other Receivables	53,767.74
Interest Payments	33,396.34	4b Industrial 26 11.32 296,600.00		Total	1,010,913.17
DEFERRED CHARGES	25,000.00	4c Apartments 1 .12 253,465,709.00		LIABILITIES, RESERVES, AND SURPLUS	
SCHOOL, COUNTY, SPECIAL DISTRICT TAXES	3,123,330.92	Total 994		Cash Liabilities	313,135.92
RESERVE FOR UNCOLLECTED TAXES	364,084.04	Land Area 1.87 Sq. Miles		Reserves for Receivables	196,209.79
EXPENDITURES TOTAL	5,700,003.92	Net Valuation Taxable—Municipal	264,273,966	Surplus Dec. 31, 1991	501,567.46
		Net Valuation Taxable—County	282,134,001	Total	1,010,913.17
		State Equalized Valuation	271,419,579		
		State Equalization Ratio	97.26		

0330
 Population 1980 7,941
 Population 1990 7,974
 S & P Rating
 Moody Rating

General Tax Rate Per \$100.
 State Equalized Tax Rate
 1.93
 1.82

RIVERSIDE TOWNSHIP - BURLINGTON CO.
 Form of Government
 Township Committee
 Number of Members - 5

PER CAPITA:
 Gross Debt 137.76
 Net Debt 123.34
 Debt Service 45.64
 Total Tax Levy 670.83
 Municipal Expenditures 387.78
 PER CENT:
 Gross Debt .42
 Net Debt .38
 Tax Levy Collected 95.06
 Tax Levy Cancelled, Abated or Adjusted .46

EXPENDITURES		REVENUES-REALIZED		1991 PROPERTY TAX	
GENERAL GOVERNMENT				STATE EQUALIZED TAX RATE	
Governing Body & Public Boards		1991 Property Taxes Collected	5,034,860.46	Local District School Taxes	1.00 2,831,126.25
Municipal Clerk		1991 Payments in Lieu of Taxes		Regional & Consolidated School Tax	
Financial Administration	55,119.00	Delinquent Tax & Lien Collections	253,043.38	School Taxes in Municipal Budget	
Assessment of Taxes	17,811.00	Business Personalty Replacement Taxes	177,822.96	County Taxes	.53 1,497,347.62
Collection of Taxes	28,712.00	Taxes from Public Utilities	482,264.00	County Library Taxes	.03 91,579.36
Planning, Housing & Development	8,800.00	Other Miscellaneous Tax Revenues		Local Municipal Purpose Taxes	.25 703,309.00
Human Resources	106,576.63	State Aid Revenues	452,241.46	Veteran & Senior Citizen Taxes	
Elections		Federal Aid Revenues		Total Taxes for Rate Computation	1.81 5,262,162.23
General Administration (other)	281,167.00	State and Local Fiscal Assistance Act Utilized		Special District Taxes	
JUDICIARY		Sale of Acquired Property		Bank Corp. Taxes	
Municipal Courts	69,681.92	Other Miscellaneous Revenues	647,056.23	Added and Omitted Taxes	22,601.40
PUBLIC SAFETY		Total	7,097,288.49	Total Taxes Levied - ABSTRACT	5,349,163.63
Fire Protection	1,000.00	Prior Years Surplus Appropriated	608,802.00	Total Taxes Billed	5,349,163.63
Police Protection	673,792.71	REVENUES TOTAL	7,706,090.49	1991 TAXES COLLECTED	5,084,860.46
Civil Defense & Disaster Control	500.00	Reserve For Uncollected Taxes	394,596.82	1991 Taxes Cancelled, Abated or Adjusted	24,421.32
Environmental Inspection & Control	28,086.00	CAPITAL OUTLAY TOTAL	387,570.66	Transfer to Tax Title Liens or Foreclosed	
Other Public Safety				Balance Outstanding Dec. 31, 1991	235,881.85
PUBLIC WORKS				PRIOR YEARS TAXES OUTSTANDING	
Streets and Drainage	257,429.00	Public Enterprises		Balance January 1, 1991	383,274.75
Sewers and Sewage Processing		Recreation-Culture		Collected in 1991	246,300.68
Garbage and Trash Disposal	355,766.55	Public Works	23,554.68	Cancelled, Abated or Adjusted 1991	35,925.60
Public Buildings and Grounds	46,000.00	Buildings and Grounds	366,015.98	Transfers to Tax Title Liens or Foreclosed	
Other Public Works		Library and Education		Balance December 31, 1991	101,048.47
HEALTH and WELFARE		Conservation		TAX TITLE LIENS OUTSTANDING	
Health Services Except Environmental	4,203.00	All Other		Balance January 1, 1991	16,980.73
Welfare-Public Assistance	17,707.00	CAPITAL DEBT AUTHORIZED, DECEMBER 31, 1991		Transfer From Taxes	
Hospital, Clinics, First Aid		ISSUED AND UNISSUED GROSS DEBT NET DEBT		Redeemed in 1991	6,742.70
Animal, Insect, & Rodent Control	6,000.00	School 115,000		Cancelled, Abated or Adjusted (1991)	
Other Welfare Services		Self-Liquidating		Transfers to Foreclosed Property	
RECREATION and CONSERVATION		Other 983,487	983,487	Balance December 31, 1991	10,238.03
Beaches and Boardwalks		Total 1,098,487	983,487	PROPERTY ACQUIRED BY DEED OR FORECLOSURE	
Parks, Playgrounds, Shade Trees	18,250.00	ISSUED AND OUTSTANDING		Balance January 1, 1991	12,630.00
Land Reclamation & Conservation	3,381.83	School 115,000.00		Transfers From Taxes or Liens	
Other Recreational Services	5,150.00	Self-Liquidating		Sale for Cash (1991)	
EDUCATION (excluding schools)		Other		Cancelled, Abated or Adjusted (1991)	
Libraries	10,000.00	Total 3,251,825.00		Balance December 31, 1991	12,630.00
Other Educational Services		3,366,825.00		CURRENT FINANCES DECEMBER 31, 1991	
STATUTORY EXPENDITURES		EQUALIZED VALUATION BASIS FOR NET DEBT COMPUTATION	261,409,155	ASSETS	
Pensions & F. L. C. A.	126,483.00	REAL PROPERTY VALUATIONS		Cash Dec. 31, 1991	1,640,807.67
Employee Fringe Benefits	188,850.00	Code Class # of Parcels % VAL'N	ASSESSED VALUATION	Taxes Receivable	340,930.32
Other Statutory Expenditures	7,000.00	1 Vacant Land 136 1.56	4,349,900.00	Tax Title Liens	10,238.03
CETA And Other Public Employment Programs		2 Residential 2392 81.77	214,514,560.00	Foreclosed Property	12,630.00
MUNICIPAL FUNCTIONS TOTAL	2,317,466.64	3 Farm		Emergencies & Other Deferred Charges	48,360.00
CAPITAL IMPROVEMENTS *MEMO*		4a Commercial 153 8.13	21,326,700.00	State and Federal Aid Receivable	51,254.00
DEBT SERVICE		4b Industrial 23 5.80	15,227,300.00	Other Receivables	92,325.26
Principal Payments	130,000.00	4c Apartments 17 2.54	6,925,900.00	Total	2,196,545.28
Interest Payments	233,947.23	Total 2725	262,344,360.00	LIABILITIES, RESERVES, AND SURPLUS	
DEFERRED CHARGES	16,120.00	Land Area 1.54 Sq. Miles		Cash Liabilities	944,914.93
SCHOOL, COUNTY, SPECIAL DISTRICT TAXES	4,623,253.23	Net Valuation Taxable-Municipal	265,975,042	Reserves for Receivables	507,377.61
RESERVE FOR UNCOLLECTED TAXES	394,596.82	Net Valuation Taxable-County	273,727,312	Surplus Dec. 31, 1991	744,252.74
EXPENDITURES TOTAL	7,715,383.92	State Equalized Valuation	291,832,548	Total	2,196,545.28
		State Equalization Ratio	94.30		

0331

Population 1980 3,063
 Population 1990 2,775
 S & P Rating
 Moody Rating AAA

General Tax Rate Per \$100.

2.38

State Equalized Tax Rate

2.23

RIVERTON BOROUGH - BURLINGTON CO.

Form of Government

Borough Council

Number of Members - 6

PER CAPITA:

Gross Debt 608.65
 Net Debt 602.52
 Debt Service 66.64
 Total Tax Levy 1,127.55
 Municipal Expenditures 587.90

PER CENT:

Gross Debt 1.24
 Net Debt 1.23
 Tax Levy Collected 97.01
 Tax Levy Cancelled, Abated or Adjusted .43

EXPENDITURES		REVENUES-REALIZED		1991 PROPERTY TAX	
GENERAL GOVERNMENT		1991 Property Taxes Collected		STATE EQUALIZED TAX RATE	
Governing Body & Public Boards			3,036,549.00	1.25	1,755,516.00
Municipal Clerk		1991 Payments in Lieu of Taxes		Local District School Taxes	
Financial Administration	36,400.00	Delinquent Tax & Lien Collections	32,011.32	Regional & Consolidated School Tax	
Assessment of Taxes	5,901.00	Business Personalty Replacement Taxes	15,291.92	School Taxes in Municipal Budget	
Collection of Taxes	12,760.00	Taxes from Public Utilities	158,709.53	County Taxes	.55 768,704.66
Planning, Housing & Development	4,500.00	Other Miscellaneous Tax Revenues		County Library Taxes	.63 47,080.33
Human Resources	9,138.00	State Aid Revenues	146,958.10	Local Municipal Purpose Taxes	.39 546,665.23
Elections		Federal Aid Revenues		Veteran & Senior Citizen Taxes	26,000.00
General Administration (other)	159,681.12	State and Local Fiscal Assistance Act Utilized		Total Taxes for Rate Computation	2.22 3,143,966.22
JUDICIARY		Sale of Acquired Property		Special District Taxes	
Municipal Courts	19,500.00	Other Miscellaneous Revenues	469,787.37	Bank Corp. Taxes	
PUBLIC SAFETY		Total	3,909,307.24	Added and Omitted Taxes	10,979.25
Fire Protection	60,012.00	Prior Years Surplus Appropriated	309,307.00	Total Taxes Levied - ABSTRACT	3,128,945.47
Police Protection	317,106.03	REVENUES TOTAL	4,218,614.24	Total Taxes Billed	3,130,031.96
Civil Defense & Disaster Control	250.00	Reserve For Uncollected Taxes	150,282.15	1991 TAXES COLLECTED	3,036,549.00
Environmental Inspection & Control	18,720.00	CAPITAL OUTLAY TOTAL	375,432.55	1991 Taxes Cancelled, Abated or Adjusted	13,373.08
Other Public Safety				Transfer to Tax Title Liens or Foreclosed	
PUBLIC WORKS				Balance Outstanding Dec. 31, 1991	80,109.88
Streets and Drainage	116,700.00	Public Enterprises		PRIOR YEARS TAXES OUTSTANDING	
Sewers and Sewage Processing	153,915.00	Recreation—Culture		Balance January 1, 1991	85,766.21
Garbage and Trash Disposal	186,231.00	Public Works	250,345.44	Collected in 1991	82,011.32
Public Buildings and Grounds	2,000.00	Buildings and Grounds	125,087.11	Cancelled, Abated or Adjusted 1991	2,158.77
Other Public Works	11,800.00	Library and Education		Transfers to Tax Title Liens or Foreclosed	
HEALTH and WELFARE		Conservation		Balance December 31, 1991	1,596.12
Health Services Except Environmental	2,811.00	All Other		TAX TITLE UENS OUTSTANDING	
Welfare—Public Assistance	2,450.00	CAPITAL DEBT AUTHORIZED, DECEMBER 31, 1991		Balance January 1, 1991	
Hospital, Clinics, First Aid		ISSUED AND UNISSUED		Transfer From Taxes	
Animal, Insect, & Rodent Control		School	17,000	Redeemed in 1991	
Other Welfare Services		Self-Liquidating		Cancelled, Abated or Adjusted (1991)	
RECREATION and CONSERVATION		Other	1,672,000	Transfers to Foreclosed Property	
Beaches and Boardwalks		Total	1,689,000	Balance December 31, 1991	
Parks, Playgrounds, Shade Trees	25,000.00	ISSUED AND OUTSTANDING		PROPERTY ACQUIRED BY DEED OR	
Land Reclamation & Conservation		School	17,000.00	FORECLOSURE	
Other Recreational Services	9,600.00	Self-Liquidating		Balance January 1, 1991	2,300.00
EDUCATION (excluding schools)		Other	1,672,000.00	Transfers From Taxes or Liens	
Libraries	5,000.00	Total	1,689,000.00	Sale for Cash (1991)	
Other Educational Services		EQUALIZED VALUATION BASIS		Cancelled, Abated or Adjusted (1991)	
STATUTORY EXPENDITURES		FOR NET DEBT COMPUTATION	136,385,884	Balance December 31, 1991	2,300.00
Pensions & F. I. C. A.	58,800.00	REAL PROPERTY VALUATIONS		CURRENT FINANCES DECEMBER 31, 1991	
Employee Fringe Benefits	73,944.88	Code Class # of Parcels % VAL'N		ASSETS	
Other Statutory Expenditures		1 Vacant Land 33 1.14	1,488,800.00	Cash Dec. 31, 1991	1,348,198.87
CETA And Other Public Employment Programs		2 Residential 873 89.24	116,813,900.00	Taxes Receivable	81,706.00
MUNICIPAL FUNCTIONS TOTAL	1,291,220.03	3 Farm		Tax Title Liens	
CAPITAL IMPROVEMENTS *MEMO*	18,000.00	4a Commercial 47 6.15	3,047,200.00	Foreclosed Property	2,300.00
DEBT SERVICE		4b Industrial 1 .82	1,071,500.00	Emergencies & Other Deferred Charges	
Principal Payments	70,200.00	4c Apartments 12 2.66	3,481,300.00	State and Federal Aid Receivable	
Interest Payments	114,725.34	Total 966	130,902,700.00	Other Receivables	46,593.11
DEFERRED CHARGES	5,000.00	Land Area .70 Sq. Miles		Total	1,478,797.98
SCHOOL, COUNTY, SPECIAL DISTRICT TAXES	2,571,300.99	Net Valuation Taxable-Municipal	131,263,763	LIABILITIES, RESERVES, AND SURPLUS	
RESERVE FOR UNCOLLECTED TAXES	150,282.15	Net Valuation Taxable-County	140,721,371	Cash Liabilities	650,674.45
EXPENDITURES TOTAL	4,202,729.01	State Equalized Valuation	140,199,435	Reserves for Receivables	130,599.11
		State Equalization Ratio	93.61	Surplus Dec. 31, 1991	697,524.42
				Total	1,478,797.98

0254
Population 1980 5,603
Population 1990 5,387
S & P Rating
Moody Rating

General Tax Rate Per \$100. 2.03
State Equalized Tax Rate 1.46

ROCHELLE PARK TOWNSHIP - BERGEN CO.
Form of Government
Township Committee
Number of Members - 5

PER CAPITA:
Gross Debt 232.23
Net Debt 229.32
Debt Service 43.00
Total Tax Levy 1,525.64
Municipal Expenditures 891.70

PER CENT:
Gross Debt .24
Net Debt .24
Tax Levy Collected 95.93
Tax Levy Cancelled, Abated or Adjusted

EXPENDITURES		REVENUES-REALIZED		1991 PROPERTY TAX	
GENERAL GOVERNMENT				STATE EQUALIZED TAX RATE	
Governing Body & Public Boards		1991 Property Taxes Collected		Local District School Taxes	3,813,941.00
Municipal Clerk		1991 Payments in Lieu of Taxes		Regional & Consolidated School Tax	
Financial Administration	96,500.00	Delinquent Tax & Lien Collections		School Taxes in Municipal Budget	
Assessment of Taxes	9,375.00	Business Personalty Replacement Taxes		County Taxes	1,368,889.17
Collection of Taxes	39,500.00	Taxes from Public Utilities		County Library Taxes	
Planning, Housing & Development	72,064.45	Other Miscellaneous Tax Revenues		Local Municipal Purpose Taxes	3,335,419.60
Human Resources	98,628.00	State Aid Revenues		Veteran & Senior Citizen Taxes	91,550.00
Elections		Federal Aid Revenues		Total Taxes for Rate Computation	8,605,799.77
General Administration (other)	566,798.23	State and Local Fiscal Assistance Act Utilized		Special District Taxes	
JUDICIARY		Sale of Acquired Property		Bank Corp. Taxes	
Municipal Courts	81,722.85	Other Miscellaneous Revenues		Added and Omitted Taxes	5,513.91
PUBLIC SAFETY		Total		Total Taxes Levied - ABSTRACT	8,523,763.68
Fire Protection	107,847.00	Prior Years Surplus Appropriated		Total Taxes Billed	8,560,369.53
Police Protection	1,254,044.88	REVENUES TOTAL		1991 TAXES COLLECTED	8,211,895.61
Civil Defense & Disaster Control	1,400.00	Reserve For Uncollected Taxes		1991 Taxes Cancelled, Abated or Adjusted	194.88
Environmental Inspection & Control	69,868.08	CAPITAL OUTLAY TOTAL		Transfer to Tax Title Liens or Foreclosed	
Other Public Safety				Balance Outstanding Dec. 31, 1991	348,279.04
PUBLIC WORKS		Public Enterprises		PRIOR YEARS TAXES OUTSTANDING	
Streets and Drainage	71,400.00	Recreation—Culture		Balance January 1, 1991	223,897.42
Sewers and Sewage Processing	563,834.83	Public Works		Collected in 1991	172,582.98
Garbage and Trash Disposal	512,100.00	Buildings and Grounds		Cancelled, Abated or Adjusted 1991	580.76
Public Buildings and Grounds	130,300.00	Library and Education		Transfers to Tax Title Liens or Foreclosed	
Other Public Works	228,500.00	Conservation		Balance December 31, 1991	50,733.68
HEALTH and WELFARE		All Other		TAX TITLE LIENS OUTSTANDING	
Health Services Except Environmental	48,200.00	CAPITAL DEBT AUTHORIZED, DECEMBER 31, 1991		Balance January 1, 1991	
Welfare—Public Assistance	26,800.00	ISSUED AND UNISSUED GROSS DEBT NET DEBT		Transfer From Taxes	
Hospital, Clinics, First Aid		School		Redeemed in 1991	
Animal, Insect, & Rodent Control	1,500.00	Self-Liquidating		Cancelled, Abated or Adjusted (1991)	
Other Welfare Services		Other		Transfers to Foreclosed Property	
RECREATION and CONSERVATION		Total		Balance December 31, 1991	
Beaches and Boardwalks		ISSUED AND OUTSTANDING		PROPERTY ACQUIRED BY DEED OR FORECLOSURE	
Parks, Playgrounds, Shade Trees		School		Balance January 1, 1991	5,850.00
Land Reclamation & Conservation	55,892.77	Self-Liquidating		Transfers From Taxes or Liens	
Other Recreational Services	21,200.00	Other		Sale for Cash (1991)	
EDUCATION (excluding schools)		Total		Cancelled, Abated or Adjusted (1991)	
Libraries	51,750.00	EQUALIZED VALUATION BASIS		Balance December 31, 1991	5,850.00
Other Educational Services		FOR NET DEBT COMPUTATION		CURRENT FINANCES DECEMBER 31, 1991	
STATUTORY EXPENDITURES		REAL PROPERTY VALUATIONS		ASSETS	
Pensions & F. I. C. A.	244,990.00	Code Class # of Parcels % VAL'N ASSESSED VALUATION		Cash Dec. 31, 1991	1,924,036.48
Employee Fringe Benefits		1 Vacant Land 73 1.44 5,729,200.00		Taxes Receivable	399,012.72
Other Statutory Expenditures		2 Residential 1721 58.04 231,486,900.00		Tax Title Liens	
CETA And Other Public Employment Programs		3 Farm 125,143,400.00		Foreclosed Property	5,850.00
MUNICIPAL FUNCTIONS TOTAL	4,353,216.09	4a Commercial 32 7.58 30,235,500.00		Emergencies & Other Deferred Charges	20,000.00
CAPITAL IMPROVEMENTS *MEMO*	10,000.00	4c Apartments 3 1.56 6,229,700.00		State and Federal Aid Receivable	32,857.57
DEBT SERVICE		Total 1943 399,924,700.00		Other Receivables	552.24
Principal Payments	213,000.00	Land Area 1.10 Sq. Miles		Total	2,382,309.01
Interest Payments	22,246.08	Net Valuation Taxable-Municipal		LIABILITIES, RESERVES, AND SURPLUS	
DEFERRED CHARGES	11,500.00	Net Valuation Taxable-County		Cash Liabilities	1,317,455.33
SCHOOL, COUNTY, SPECIAL DISTRICT TAXES	5,182,830.17	State Equalized Valuation		Reserves for Receivables	405,414.96
RESERVE FOR UNCOLLECTED TAXES	376,949.38	State Equalization Ratio		Surplus Dec. 31, 1991	659,438.72
EXPENDITURES TOTAL	10,164,741.72			Total	2,382,309.01

1434
Population 1980 6,852
Population 1990 6,243
S & P Rating
Moody Rating A

General Tax Rate Per \$100. 2.01
State Equalized Tax Rate 2.05

ROCKAWAY BOROUGH - MORRIS COUNTY
Form of Government
Borough Council
Number of Members - 6

PER CAPITA:
Gross Debt 478.04
Net Debt 291.40
Debt Service 60.16
Total Tax Levy 1,453.44
Municipal Expenditures 654.82
PER CENT:
Gross Debt .66
Net Debt .40
Tax Levy Collected 96.44
Tax Levy Cancelled, Abated or Adjusted .35

EXPENDITURES		REVENUES-REALIZED		1991 PROPERTY TAX	
GENERAL GOVERNMENT		1991 Property Taxes Collected		STATE EQUALIZED TAX RATE	
Governing Body & Public Boards		1991 Payments in Lieu of Taxes	3,759,401.23	Local District School Taxes	2,968,108.50
Municipal Clerk		Delinquent Tax & Lien Collections	207,206.30	Regional & Consolidated School Tax	2,456,697.38
Financial Administration	68,300.00	Business Personalty Replacement Taxes	182,949.40	School Taxes in Municipal Budget	
Assessment of Taxes	17,750.00	Taxes from Public Utilities	300,442.00	County Taxes	1,234,954.42
Collection of Taxes	30,750.00	Other Miscellaneous Tax Revenues		County Library Taxes	
Planning, Housing & Development	23,750.00	State Aid Revenues	314,994.05	Local Municipal Purpose Taxes	2,385,872.98
Human Resources	62,313.36	Federal Aid Revenues		Veteran & Senior Citizen Taxes	59,450.00
Elections		State and Local Fiscal Assistance Act Utilized		Total Taxes for Rate Computation	9,105,083.78
General Administration (other)	390,625.00	Sale of Acquired Property		Special District Taxes	
JUDICIARY		Other Miscellaneous Revenues	293,471.12	Bank Corp. Taxes	
Municipal Courts	46,900.00			Added and Omitted Taxes	28,170.37
PUBLIC SAFETY		Total	10,058,464.10	Total Taxes Levied - ABSTRACT	9,073,804.15
Fire Protection	75,415.40	Prior Years Surplus Appropriated	575,000.00	Total Taxes Billed	9,082,926.37
Police Protection	623,308.00	REVENUES TOTAL	10,633,464.10	1991 TAXES COLLECTED	8,759,401.23
Civil Defense & Disaster Control	600.00	Reserve For Uncollected Taxes	555,165.66	1991 Taxes Cancelled, Abated or Adjusted	32,192.38
Environmental Inspection & Control	50,900.00	CAPITAL OUTLAY TOTAL	362,943.03	Transfer to Tax Title Liens or Foreclosed	70,140.95
Other Public Safety				Balance Outstanding Dec. 31, 1991	221,192.31
PUBLIC WORKS				PRIOR YEARS TAXES OUTSTANDING	
Streets and Drainage	262,300.00	Public Enterprises	70,893.63	Balance January 1, 1991	210,222.82
Sewers and Sewage Processing	303,600.00	Recreation-Culture	65,330.18	Collected in 1991	189,605.23
Garbage and Trash Disposal	486,238.74	Public Works	192,122.22	Cancelled, Abated or Adjusted 1991	1,243.27
Public Buildings and Grounds	60,500.00	Buildings and Grounds	15,770.31	Transfers to Tax Title Liens or Foreclosed	19,374.32
Other Public Works	58,000.00	Library and Education	12,606.69	Balance December 31, 1991	
HEALTH and WELFARE		Conservation	6,220.00	TAX TITLE LIENS OUTSTANDING	
Health Services Except Environmental	86,200.00	All Other		Balance January 1, 1991	387,244.61
Welfare-Public Assistance	8,750.00	CAPITAL DEBT AUTHORIZED, DECEMBER 31, 1991		Transfer From Taxes	94,184.25
Hospital, Clinics, First Aid		ISSUED AND UNISSUED		Redeemed in 1991	17,601.07
Animal, Insect, & Rodent Control		School	142,316	Cancelled, Abated or Adjusted (1991)	
Other Welfare Services		Self-Liquidating	1,023,177	Transfers to Foreclosed Property	
RECREATION and CONSERVATION		Other	1,819,200	Balance December 31, 1991	463,827.79
Beaches and Boardwalks		Total	2,984,393	PROPERTY ACQUIRED BY DEED OR FORECLOSURE	
Parks, Playgrounds, Shade Trees	11,500.00	ISSUED AND OUTSTANDING		Balance January 1, 1991	64,800.00
Land Reclamation & Conservation		School	142,016.02	Transfers From Taxes or Liens	
Other Recreational Services	89,900.00	Self-Liquidating	1,023,177.16	Sale for Cash (1991)	
EDUCATION (excluding schools)		Other	1,360,000.00	Cancelled, Abated or Adjusted (1991)	
Libraries	99,850.00	Total	2,525,193.18	Balance December 31, 1991	64,800.00
Other Educational Services		EQUALIZED VALUATION BASIS		CURRENT FINANCES DECEMBER 31, 1991	
STATUTORY EXPENDITURES		FOR NET DEBT COMPUTATION	451,196,841	ASSETS	
Pensions & F. I. C. A.	144,000.00	REAL PROPERTY VALUATIONS		Cash Dec. 31, 1991	1,520,833.50
Employee Fringe Benefits	120,000.00	Code Class # of Parcels % VAL'N ASSESSED VALUATION		Taxes Receivable	221,192.31
Other Statutory Expenditures	7,000.00	1 Vacant Land 112 1.58 7,109,700.00		Tax Title Liens	463,827.79
CETA And Other Public Employment Programs		2 Residential 17.69 66.93 300,345,100.00		Foreclosed Property	64,800.00
MUNICIPAL FUNCTIONS TOTAL	3,129,500.70	3 Farm 109,539,500.00		Emergencies & Other Deferred Charges	33,480.00
CAPITAL IMPROVEMENTS *MEMO*	25,000.00	4a Commercial 186 24.41 13,208,000.00		State and Federal Aid Receivable	8,483.70
DEBT SERVICE		4b Industrial 11 4.06 13,533,600.00		Other Receivables	124,180.55
Principal Payments	270,000.00	4c Apartments 14 3.02 448,735,900.00		Total	2,436,797.85
Interest Payments	105,594.15	Total		LIABILITIES, RESERVES, AND SURPLUS	
DEFERRED CHARGES	29,732.68	Land Area 2.00 Sq. Miles		Cash Liabilities	708,622.27
SCHOOL COUNTY, SPECIAL DISTRICT TAXES	6,659,750.80	Net Valuation Taxable-Municipal	450,485,373	Reserves for Receivables	857,624.08
RESERVE FOR UNCOLLECTED TAXES	555,165.66	Net Valuation Taxable-County	464,228,245	Surplus Dec. 31, 1991	870,551.50
EXPENDITURES TOTAL	10,747,803.99	State Equalized Valuation	462,161,536	Total	2,436,797.85
		State Equalization Ratio	101.39		

1435

Population 1980 19,850
 Population 1990 19,572
 S & P Rating A+
 Moody Rating AAA

General Tax Rate Per \$100. 3.57
 State Equalized Tax Rate 2.13

ROCKAWAY TWP. - MORRIS CO.
 Form of Government
 Mayor-Council Plan F (OMCL 50)
 Number of Members - 9

PER CAPITA:
 Gross Debt 1,480.04
 Net Debt 1,206.76
 Debt Service 84.70
 Total Tax Levy 1,939.01
 Municipal Expenditures 759.59

PER CENT:
 Gross Debt 1.67
 Net Debt 1.36
 Tax Levy Collected 95.20
 Tax Levy Cancelled, Abated or Adjusted .61

EXPENDITURES		REVENUES-REALIZED		1991 PROPERTY TAX	
GENERAL GOVERNMENT		1991 Property Taxes Collected		STATE EQUALIZED TAX RATE	
Governing Body & Public Boards			36,212,987.10	Local District School Taxes	.85
Municipal Clerk				Regional & Consolidated School Tax	.48
Financial Administration	234,774.00	1991 Payments in Lieu of Taxes	18,309.35	School Taxes in Municipal Budget	
Assessment of Taxes	122,229.00	Delinquent Tax & Lien Collections	812,100.02	County Taxes	.27
Collection of Taxes	129,439.00	Business Personalty Replacement Taxes	237,109.08	County Library Taxes	
Planning, Housing & Development	89,509.00	Taxes from Public Utilities	945,165.00	Local Municipal Purpose Taxes	.52
Human Resources	104,821.00	Other Miscellaneous Tax Revenues		Veteran & Senior Citizen Taxes	
Elections		State Aid Revenues	883,671.00	Total Taxes for Rate Computation	2.12
General Administration (other)	1,587,359.00	Federal Aid Revenues		Special District Taxes	
JUDICIARY		State and Local Fiscal Assistance Act Utilized		Bank Corp. Taxes	
Municipal Courts	240,263.00	Sale of Acquired Property		Added and Omitted Taxes	505,934.18
PUBLIC SAFETY		Other Miscellaneous Revenues	1,658,832.34	Total Taxes Levied - ABSTRACT	37,950,299.75
Fire Protection	470,490.00	Total	40,718,173.89	Total Taxes Billed	38,039,684.10
Police Protection	2,848,110.00	Prior Years Surplus Appropriated	1,366,497.00	1991 TAXES COLLECTED	36,212,987.10
Civil Defense & Disaster Control	13,650.00	REVENUES TOTAL	42,084,670.89	1991 Taxes Cancelled, Abated or Adjusted	232,247.62
Environmental Inspection & Control	229,017.00	Reserve For Uncollected Taxes	1,545,352.00	Transfer to Tax Title Liens or Foreclosed	157,173.55
Other Public Safety		CAPITAL OUTLAY TOTAL	8,472,742.07	Balance Outstanding Dec. 31, 1991	1,437,275.83
PUBLIC WORKS				PRIOR YEARS TAXES OUTSTANDING	
Streets and Drainage	1,312,191.00	Public Enterprises	338,719.90	Balance January 1, 1991	797,668.25
Sewers and Sewage Processing		Recreation-Culture		Collected in 1991	750,089.48
Garbage and Trash Disposal	212,500.00	Public Works	1,314,401.49	Cancelled, Abated or Adjusted 1991	2.46
Public Buildings and Grounds	91,347.00	Buildings and Grounds	6,819,620.68	Transfers to Tax Title Liens or Foreclosed	34,199.06
Other Public Works	122,000.00	Library and Education		Balance December 31, 1991	13,377.25
HEALTH and WELFARE		Conservation		TAX TITLE LIENS OUTSTANDING	
Health Services Except Environmental	530,469.00	All Other		Balance January 1, 1991	776,791.07
Welfare-Public Assistance	3,457.00	CAPITAL DEBT AUTHORIZED, DECEMBER 31, 1991		Transfer From Taxes	187,649.79
Hospital, Clinics, First Aid		ISSUED AND UNISSUED		Redeemed in 1991	62,010.54
Animal, Insect, & Rodent Control	45,677.00	SCHOOL	2,953,856	Cancelled, Abated or Adjusted (1991)	
Other Welfare Services		Self-Liquidating	1,800,111	Transfers to Foreclosed Property	108,854.94
RECREATION and CONSERVATION		Other	24,213,417	Balance December 31, 1991	793,575.38
Beaches and Boardwalks		Total	28,967,384	PROPERTY ACQUIRED BY DEED OR FORECLOSURE	
Parks, Playgrounds, Shade Trees	329,678.00	ISSUED AND OUTSTANDING		Balance January 1, 1991	809,834.82
Land Reclamation & Conservation	2,000.00	School	2,953,856.48	Transfers From Taxes or Liens	118,965.18
Other Recreational Services	325,733.00	Self-Liquidating	403,361.00	Sale for Cash (1991)	
EDUCATION (excluding schools)		Other	17,034,139.00	Cancelled, Abated or Adjusted (1991)	
Libraries	631,800.00	Total	20,391,356.48	Balance December 31, 1991	928,800.00
Other Educational Services	2,500.00	EQUALIZED VALUATION BASIS		CURRENT FINANCES DECEMBER 31, 1991	
STATUTORY EXPENDITURES		FOR NET DEBT COMPUTATION	1,734,231,939	ASSETS	
Pensions & F. I. C. A.	825,717.00	REAL PROPERTY VALUATIONS		Cash Dec. 31, 1991	4,322,693.30
Employee Fringe Benefits	1,094,835.00	Code Class # of Parcels % VAL'N		Taxes Receivable	1,450,653.08
Other Statutory Expenditures	10,000.00	1 Vacant Land 1274 9.28	97,253,550.00	Tax Title Liens	793,575.38
CETA And Other Public Employment Programs		2 Residential 6690 63.54	666,211,150.00	Foreclosed Property	928,800.00
MUNICIPAL FUNCTIONS TOTAL	11,663,564.00	3 Farm 22 .04	408,300.00	Emergencies & Other Deferred Charges	
CAPITAL IMPROVEMENTS *MEMO*	55,000.00	4a Commercial 116 16.55	173,494,900.00	State and Federal Aid Receivable	
DEBT SERVICE		4b Industrial 34 9.03	94,677,500.00	Other Receivables	59,358.04
Principal Payments	736,000.00	4c Apartments 7 1.57	16,478,700.00	Total	7,555,079.80
Interest Payments	921,835.35	Total 8143	1,043,524,100.00	LIABILITIES, RESERVES, AND SURPLUS	
DEFERRED CHARGES		Land Area 42.35 Sq. Miles		Cash Liabilities	2,933,612.06
SCHOOL, COUNTY, SPECIAL DISTRICT TAXES	28,138,763.57	Net Valuation Taxable-Municipal	1,051,365,544	Reserves for Receivables	3,232,386.50
RESERVE FOR UNCOLLECTED TAXES	1,545,352.00	Net Valuation Taxable-County	1,833,730,406	Surplus Dec. 31, 1991	1,389,091.24
EXPENDITURES TOTAL	43,055,514.92	State Equalized Valuation	1,763,291,578	Total	7,555,079.80
		State Equalization Ratio	59.56		

0255
 Population 1980 192
 Population 1990 270
 S & P Rating
 Moody Rating A1
 General Tax Rate Per \$100. .62
 State Equalized Tax Rate .58

ROCKLEIGH BOROUGH - BERGEN COUNTY
 Form of Government
 Borough Council
 Number of Members - 6

PER CAPITA:
 Gross Debt 5,021.53
 Net Debt 5,021.53
 Debt Service 533.07
 Total Tax Levy 3,933.66
 Municipal Expenditures 3,358.53
 PER CENT:
 Gross Debt .49
 Net Debt .49
 Tax Levy Collected 98.03
 Tax Levy Cancelled, Abated or Adjusted 1.03

EXPENDITURES		REVENUES-REALIZED		1991 PROPERTY TAX	
GENERAL GOVERNMENT		1991 Property Taxes Collected		STATE EQUALIZED TAX RATE .55	
Governing Body & Public Boards		1991 Payments in Lieu of Taxes	1,043,296.41	Local District School Taxes	92,796.00
Municipal Clerk		Delinquent Tax & Lien Collections	23,200.69	Regional & Consolidated School Tax	
Financial Administration	19,750.00	Business Personalty Replacement Taxes	39,203.08	School Taxes in Municipal Budget	
Assessment of Taxes	4,250.00	Taxes from Public Utilities	77,406.00	County Taxes	340,493.93
Collection of Taxes	6,400.00	Other Miscellaneous Tax Revenues		County Library Taxes	
Planning, Housing & Development	13,000.00	State Aid Revenues	10,792.45	Local Municipal Purpose Taxes	627,529.00
Human Resources		Federal Aid Revenues		Veteran & Senior Citizen Taxes	1,600.00
Elections		State and Local Fiscal Assistance Act Utilized		Total Taxes for Rate Computation	1,062,418.93
General Administration (other)	231,334.18	Sale of Acquired Property		Special District Taxes	
JUDICIARY		Other Miscellaneous Revenues	126,583.89	Bank Corp. Taxes	
Municipal Courts	1,811.00	Prior Years Surplus Appropriated	63,193.00	Added and Omitted Taxes	1,268.32
PUBLIC SAFETY		REVENUES TOTAL	1,383,675.52	Total Taxes Levied - ABSTRACT	1,062,087.25
Fire Protection	51,773.91	Reserve For Uncollected Taxes	78,190.00	Total Taxes Billed	1,064,306.81
Police Protection	219,904.25	CAPITAL OUTLAY TOTAL	179,249.26	1991 TAXES COLLECTED	1,043,296.41
Civil Defense & Disaster Control				1991 Taxes Cancelled, Abated or Adjusted	10,991.98
Environmental Inspection & Control	16,830.07			Transfer to Tax Title Liens or Foreclosed	
Other Public Safety				Balance Outstanding Dec. 31, 1991	10,018.42
PUBLIC WORKS				PRIOR YEARS TAXES OUTSTANDING	
Streets and Drainage	29,500.00			Balance January 1, 1991	24,241.65
Sewers and Sewage Processing				Collected in 1991	23,200.69
Garbage and Trash Disposal	33,000.00			Cancelled, Abated or Adjusted 1991	145.96
Public Buildings and Grounds	18,200.00			Transfers to Tax Title Liens or Foreclosed	
Other Public Works				Balance December 31, 1991	895.00
HEALTH and WELFARE				TAX TITLE LIENS OUTSTANDING	
Health Services Except Environmental	7,453.00			Balance January 1, 1991	
Welfare-Public Assistance	760.00			Transfer From Taxes	
Hospital, Clinics, First Aid	600.00			Redeemed in 1991	
Animal, Insect, & Rodent Control	1,150.00			Cancelled, Abated or Adjusted (1991)	
Other Welfare Services				Transfers to Foreclosed Property	
RECREATION and CONSERVATION				Balance December 31, 1991	
Beaches and Boardwalks				PROPERTY ACQUIRED BY DEED OR	
Parks, Playgrounds, Shade Trees				FORECLOSURE	
Land Reclamation & Conservation	2,118.45			Balance January 1, 1991	
Other Recreational Services	1,800.00			Transfers From Taxes or Liens	
EDUCATION (excluding schools)				Sale for Cash (1991)	
Libraries				Cancelled, Abated or Adjusted (1991)	
Other Educational Services	4,060.00			Balance December 31, 1991	
STATUTORY EXPENDITURES				CURRENT FINANCES DECEMBER 31, 1991	
Pensions & F. I. C. A.	9,689.75			ASSETS	
Employee Fringe Benefits				Cash Dec. 31, 1991	473,373.17
Other Statutory Expenditures				Taxes Receivable	10,913.42
CETA And Other Public Employment Programs				Tax Title Liens	
MUNICIPAL FUNCTIONS TOTAL	672,384.61			Foreclosed Property	
CAPITAL IMPROVEMENTS *MEMO*	30,000.00			Emergencies & Other Deferred Charges	15,900.00
DEBT SERVICE				State and Federal Aid Receivable	710.00
Principal Payments	130,000.00			Other Receivables	161.55
Interest Payments	13,929.40			Total	501,058.14
DEFERRED CHARGES	12,300.00			LIABILITIES, RESERVES, AND SURPLUS	
SCHOOL, COUNTY, SPECIAL DISTRICT TAXES	433,289.93			Cash Liabilities	254,444.91
RESERVE FOR UNCOLLECTED TAXES	78,190.00			Reserves for Receivables	11,074.97
EXPENDITURES TOTAL	1,340,093.94			Surplus Dec. 31, 1991	235,538.26
				Total	501,058.14

1817
 Population 1980 717
 Population 1990 693
 S & P Rating
 Moody Rating
 General Tax Rate Per \$100. 2.67
 State Equalized Tax Rate 1.48

ROCKY HILL BOROUGH - SOMERSET CO.
 Form of Government
 Borough Council
 Number of Members - 6

PER CAPITA:
 Gross Debt 86.87
 Net Debt 86.87
 Debt Service 17.85
 Total Tax Levy 1,163.66
 Municipal Expenditures 574.69
 PER CENT:
 Gross Debt .11
 Net Debt .11
 Tax Levy Collected 94.84
 Tax Levy Cancelled, Abated or Adjusted .04

EXPENDITURES		REVENUES-REALIZED		1991 PROPERTY TAX	
GENERAL GOVERNMENT		1991 Property Taxes Collected		STATE EQUALIZED TAX RATE	
Governing Body & Public Boards		765,094.90		Local District School Taxes .65	
Municipal Clerk				Regional & Consolidated School Tax	
Financial Administration	15,600.00	1991 Payments in Lieu of Taxes		School Taxes in Municipal Budget	
Assessment of Taxes	4,740.00	Delinquent Tax & Lien Collections		County Taxes .45 *	
Collection of Taxes	5,810.00	Business Penalty Replacement Taxes		County Library Taxes .03	
Planning, Housing & Development	15,000.00	Taxes from Public Utilities		Local Municipal Purpose Taxes .35	
Human Resources		Other Miscellaneous Tax Revenues		Veteran & Senior Citizen Taxes	
Elections	500.00	State Aid Revenues		Total Taxes for Rate Computation 1.48	
General Administration (other)	55,495.89	Federal Aid Revenues		Special District Taxes	
JUDICIARY		State and Local Fiscal Assistance Act Utilized		Bank Corp. Taxes	
Municipal Courts	6,300.00	Sale of Acquired Property		Added and Omitted Taxes	
PUBLIC SAFETY		Other Miscellaneous Revenues		Total Taxes Levied - ABSTRACT	
Fire Protection	27,350.00	Total		Total Taxes Billed	
Police Protection	14,506.00	Prior Years Surplus Appropriated		1991 TAXES COLLECTED	
Civil Defense & Disaster Control	2,600.00	REVENUES TOTAL		1991 Taxes Cancelled, Abated or Adjusted	
Environmental Inspection & Control	5,000.00	Reserve For Uncollected Taxes		Transfer to Tax Title Liens or Foreclosed	
Other Public Safety		CAPITAL OUTLAY TOTAL		Balance Outstanding Dec. 31, 1991	
PUBLIC WORKS				PRIOR YEARS TAXES OUTSTANDING	
Streets and Drainage	19,501.00	Public Enterprises		Balance January 1, 1991	
Sewers and Sewage Processing		Recreation-Culture		Collected in 1991	
Garbage and Trash Disposal	93,000.00	Public Works		Cancelled, Abated or Adjusted 1991	
Public Buildings and Grounds	17,000.00	Buildings and Grounds		Transfers to Tax Title Liens or Foreclosed	
Other Public Works		Library and Education		Balance December 31, 1991	
HEALTH and WELFARE		Conservation		TAX TITLE LIENS OUTSTANDING	
Health Services Except Environmental	3,020.00	All Other		Balance January 1, 1991	
Welfare-Public Assistance	270.00	CAPITAL DEBT AUTHORIZED, DECEMBER 31, 1991		Transfer From Taxes	
Hospital, Clinics, First Aid		ISSUED AND UNISSUED GROSS DEBT NET DEBT		Redeemed in 1991	
Animal, Insect, & Rodent Control		School		Cancelled, Abated or Adjusted (1991)	
Other Welfare Services		Self-Liquidating 30,200 30,200		Transfers to Foreclosed Property	
RECREATION and CONSERVATION		Other 30,000 30,000		Balance December 31, 1991	
Beaches and Boardwalks		Total 60,200 60,200		PROPERTY ACQUIRED BY DEED OR	
Parks, Playgrounds, Shade Trees	1,500.00	ISSUED AND OUTSTANDING		FORECLOSURE	
Land Reclamation & Conservation		School		Balance January 1, 1991	
Other Recreational Services	9,000.00	Self-Liquidating		Transfers From Taxes or Liens	
EDUCATION (excluding schools)		Other		Sale for Cash (1991)	
Libraries	4,000.00	Total		Cancelled, Abated or Adjusted (1991)	
Other Educational Services		EQUALIZED VALUATION BASIS		Balance December 31, 1991	
STATUTORY EXPENDITURES		FOR NET DEBT COMPUTATION		CURRENT FINANCES DECEMBER 31, 1991	
Pensions & F. I. C. A.	4,700.00	REAL PROPERTY VALUATIONS		ASSETS	
Employee Fringe Benefits		Code Class # of Parcels % VAL'N ASSESSED VALUATION		Cash Dec. 31, 1991	
Other Statutory Expenditures		1 Vacant Land 15 .91 273,000.00		Taxes Receivable	
CETA And Other Public Employment Programs		2 Residential 249 91.31 27,458,310.00		Tax Title Liens	
MUNICIPAL FUNCTIONS TOTAL	315,892.89	3 Farm 7 .11 33,300.00		Foreclosed Property	
CAPITAL IMPROVEMENTS *MEMO*	20,110.33	4a Commercial 18 5.36 1,761,610.00		Emergencies & Other Deferred Charges	
DEBT SERVICE		4b Industrial		State and Federal Aid Receivable	
Principal Payments	10,000.00	4c Apartments 6 1.31 544,930.00		Other Receivables	
Interest Payments	2,366.67	Total 295 30,071,150.00		Total	
DEFERRED CHARGES		Land Area .60 Sq. Miles		LIABILITIES, RESERVES, AND SURPLUS	
SCHOOL, COUNTY, SPECIAL DISTRICT TAXES	613,353.39	Net Valuation Taxable-Municipal		Cash Liabilities	
RESERVE FOR UNCOLLECTED TAXES	70,000.00	Net Valuation Taxable-County		Reserves for Receivables	
EXPENDITURES TOTAL	1,011,612.91	State Equalized Valuation		Surplus Dec. 31, 1991	
		State Equalization Ratio		Total	

1341
 Population 1980 835
 Population 1990 884
 S & P Rating
 Moody Rating

General Tax Rate Per \$100. 4.51
 State Equalized Tax Rate 2.47

ROOSEVELT BOROUGH - MONMOUTH CO.
 Form of Government
 Borough Council
 Number of Members - 6

PER CAPITA:
 Gross Debt 3,256.20
 Net Debt
 Debt Service
 Total Tax Levy 1,226.80
 Municipal Expenditures 427.74

PER CENT:
 Gross Debt 6.55
 Net Debt
 Tax Levy Collected 96.16
 Tax Levy Cancelled, Abated or Adjusted

EXPENDITURES		REVENUES-REALIZED		1991 PROPERTY TAX	
GENERAL GOVERNMENT		1991 Property Taxes Collected		STATE EQUALIZED TAX RATE 1.29	
Governing Body & Public Boards		1991 Payments in Lieu of Taxes	1,042,834.90	Local District School Taxes	829,605.00
Municipal Clerk		Delinquent Tax & Lien Collections	55,979.74	Regional & Consolidated School Tax	
Financial Administration	14,482.50	Business Personalty Replacement Taxes	4,603.64	School Taxes in Municipal Budget	
Assessment of Taxes	3,709.10	Taxes from Public Utilities	54,729.00	County Taxes	* 185,390.12
Collection of Taxes	9,714.67	Other Miscellaneous Tax Revenues		County Library Taxes	6,740.85
Planning, Housing & Development	7,450.00	State Aid Revenues	50,272.01	Local Municipal Purpose Taxes	62,756.12
Human Resources	4,631.00	Federal Aid Revenues		Veteron & Senior Citizen Taxes	6,300.00
Elections		State and Local Fiscal Assistance Act Utilized		Total Taxes for Rate Computation	1,090,792.09
General Administration (other)	106,069.57	Sale of Acquired Property		Special District Taxes	
JUDICIARY		Other Miscellaneous Revenues	49,431.50	Bank Corp. Taxes	
Municipal Courts	4,091.30	Prior Years Surplus Appropriated	154,077.88	Added and Omitted Taxes	
PUBLIC SAFETY		REVENUES TOTAL	1,411,928.67	Total Taxes Levied - ABSTRACT	1,084,492.09
Fire Protection	7,505.00	Reserve For Uncollected Taxes	84,609.56	Total Taxes Billed	1,084,534.81
Police Protection	7,135.00	CAPITAL OUTLAY TOTAL	1,524,578.72	1991 TAXES COLLECTED	1,042,834.90
Civil Defense & Disaster Control				1991 Taxes Cancelled, Abated or Adjusted	
Environmental Inspection & Control				Transfer to Tax Title Liens or Foreclosed	8,045.21
Other Public Safety				Balance Outstanding Dec. 31, 1991	33,654.70
PUBLIC WORKS				PRIOR YEARS TAXES OUTSTANDING	
Streets and Drainage	31,599.07			Balance January 1, 1991	63,317.30
Sewers and Sewage Processing	15.35			Collected in 1991	55,979.74
Garbage and Trash Disposal	54,600.00			Cancelled, Abated or Adjusted 1991	
Public Buildings and Grounds	22,725.25			Transfers to Tax Title Liens or Foreclosed	6,601.30
Other Public Works				Balance December 31, 1991	736.26
HEALTH and WELFARE				TAX TITLE LIENS OUTSTANDING	
Health Services Except Environmental				Balance January 1, 1991	
Welfare-Public Assistance				Transfer From Taxes	15,927.43
Hospital, Clinics, First Aid				Redeemed in 1991	
Animal, Insect, & Rodent Control				Cancelled, Abated or Adjusted (1991)	
Other Welfare Services				Transfers to Foreclosed Property	
RECREATION and CONSERVATION				Balance December 31, 1991	15,927.43
Beaches and Boardwalks				PROPERTY ACQUIRED BY DEED OR	
Parks, Playgrounds, Shade Trees	3,035.83			FORECLOSURE	
Land Reclamation & Conservation	6,416.08			Balance January 1, 1991	
Other Recreational Services	654.72			Transfers From Taxes or Liens	
EDUCATION (excluding schools)				Sale for Cash (1991)	
Libraries				Cancelled, Abated or Adjusted (1991)	
Other Educational Services	131.72			Balance December 31, 1991	
STATUTORY EXPENDITURES				CURRENT FINANCES DECEMBER 31, 1991	
Pensions & F. L. C. A.	7,054.60			ASSETS	
Employee Fringe Benefits	1,973.46			Cash Dec. 31, 1991	495,398.50
Other Statutory Expenditures	415.65			Taxes Receivable	34,390.96
CETA And Other Public Employment Programs				Tax Title Liens	15,927.43
MUNICIPAL FUNCTIONS TOTAL	293,510.93			Foreclosed Property	
CAPITAL IMPROVEMENTS * MEMO				Emergencies & Other Deferred Charges	
DEBT SERVICE				State and Federal Aid Receivable	475.00
Principal Payments				Other Receivables	22,376.97
Interest Payments				Total	562,568.86
DEFERRED CHARGES				LIABILITIES, RESERVES, AND SURPLUS	
SCHOOL, COUNTY, SPECIAL DISTRICT TAXES	1,021,735.97			Cash Liabilities	259,126.91
RESERVE FOR UNCOLLECTED TAXES	84,609.56			Reserves for Receivables	72,695.36
EXPENDITURES TOTAL	1,399,856.46			Surplus Dec. 31, 1991	236,746.59
				Total	568,568.86

0718
 Population 1980 5,330
 Population 1990 4,847
 S & P Rating
 Moody Rating A1

General Tax Rate Per \$100. 6.24
 State Equalized Tax Rate 1.63

ROSELAND BOROUGH - ESSEX COUNTY
 Form of Government
 Borough Council
 Number of Members - 6

PER CAPITA:
 Gross Debt 1,472.98
 Net Debt 1,305.18
 Debt Service 156.61
 Total Tax Levy 3,399.92
 Municipal Expenditures 1,217.90

PER CENT:
 Gross Debt .72
 Net Debt .64
 Tax Levy Collected 97.13
 Tax Levy Cancelled, Abated or Adjusted 1.70

EXPENDITURES		REVENUES-REALIZED		1991 PROPERTY TAX	
GENERAL GOVERNMENT				STATE EQUALIZED TAX RATE	
Governing Body & Public Boards		1991 Property Taxes Collected	16,023,513.75	Local District School Taxes .21	2,109,528.00
Municipal Clerk		1991 Payments in Lieu of Taxes		Regional & Consolidated School Tax .41	4,050,345.03
Financial Administration	17,750.00	Delinquent Tax & Lien Collections	185,337.61	School Taxes in Municipal Budget	
Assessment of Taxes	91,872.00	Business Personalty Replacement Taxes	162,787.20	County Taxes .58	5,759,909.84
Collection of Taxes		Taxes from Public Utilities	732,090.00	County Library Taxes	
Planning, Housing & Development	118,373.00	Other Miscellaneous Tax Revenues		Local Municipal Purpose Taxes .42	4,220,523.18
Human Resources	66,718.21	State Aid Revenues	203,116.84	Veteran & Senior Citizen Taxes	31,350.00
Elections	2,500.00	Federal Aid Revenues		Total Taxes for Rate Computation 1.62	16,171,656.05
General Administration (other)	1,013,045.00	State and Local Fiscal Assistance Act Utilized		Special District Taxes	
JUDICIARY		Sale of Acquired Property		Bank Corp. Taxes	
Municipal Courts	86,559.75	Other Miscellaneous Revenues	615,482.14	Added and Omitted Taxes	339,124.28
PUBLIC SAFETY		Total	17,922,327.54	Total Taxes Levied - ABSTRACT	16,479,430.33
Fire Protection	115,852.00	Prior Years Surplus Appropriated	100,000.00	Total Taxes Billed	16,497,579.32
Police Protection	1,204,687.13	REVENUES TOTAL	18,022,327.54	1991 TAXES COLLECTED	16,023,513.75
Civil Defense & Disaster Control	4,117.00	Reserve For Uncollected Taxes	390,000.00	1991 Taxes Cancelled, Abated or Adjusted	280,227.31
Environmental Inspection & Control	111,651.00	CAPITAL OUTLAY TOTAL	546,690.34	Transfer to Tax Title Liens or Foreclosed	8,268.00
Other Public Safety				Balance Outstanding Dec. 31, 1991	185,570.26
PUBLIC WORKS				PRIOR YEARS TAXES OUTSTANDING	
Streets and Drainage	353,209.00	Public Enterprises	61,550.68	Balance January 1, 1991	339,811.41
Sewers and Sewage Processing	272,823.93	Recreation-Culture	25,546.68	Collected in 1991	160,114.59
Garbage and Trash Disposal	385,900.00	Public Works	51,376.45	Cancelled, Abated or Adjusted 1991	151,425.92
Public Buildings and Grounds	201,353.00	Buildings and Grounds	291,147.26	Transfers to Tax Title Liens or Foreclosed	3,515.36
Other Public Works		Library and Education	217,069.27	Balance December 31, 1991	24,755.54
HEALTH and WELFARE		Conservation		TAX TITLE LIENS OUTSTANDING	
Health Services Except Environmental	43,214.00	All Other		Balance January 1, 1991	29,528.49
Welfare-Public Assistance	6,100.00			Transfer From Taxes	14,990.98
Hospital, Clinics, First Aid				Redeemed in 1991	25,223.02
Animal, Insect, & Rodent Control	3,491.00			Cancelled, Abated or Adjusted (1991)	
Other Welfare Services				Transfers to Foreclosed Property	
RECREATION and CONSERVATION				Balance December 31, 1991	19,296.45
Beaches and Boardwalks				PROPERTY ACQUIRED BY DEED OR FORECLOSURE	
Parks, Playgrounds, Shade Trees	12,575.00			Balance January 1, 1991	247,200.00
Land Reclamation & Conservation	10,110.91			Transfers From Taxes or Liens	
Other Recreational Services	94,381.00			Sale for Cash (1991)	
EDUCATION (excluding schools)				Cancelled, Abated or Adjusted (1991)	
Libraries	232,760.00			Balance December 31, 1991	247,200.00
Other Educational Services	10,965.00			CURRENT FINANCES DECEMBER 31, 1991	
STATUTORY EXPENDITURES				ASSETS	
Pensions & F. I. C. A.	291,836.00			Cash Dec. 31, 1991	798,634.83
Employee Fringe Benefits				Taxes Receivable	210,325.80
Other Statutory Expenditures	2,200.00			Tax Title Liens	19,296.45
CETA And Other Public Employment Programs				Foreclosed Property	247,200.00
MUNICIPAL FUNCTIONS TOTAL	4,754,053.98			Emergencies & Other Deferred Charges	
CAPITAL IMPROVEMENTS * MEMO *	4,000.00			State and Federal Aid Receivable	4,278.00
DEBT SERVICE				Other Receivables	111,887.94
Principal Payments	393,581.96			Total	1,391,623.02
Interest Payments	365,512.24			LIABILITIES, RESERVES, AND SURPLUS	
DEFERRED CHARGES				Cash Liabilities	614,906.16
SCHOOL, COUNTY, SPECIAL DISTRICT TAXES	11,919,782.37			Reserves for Receivables	588,710.19
RESERVE FOR UNCOLLECTED TAXES	390,000.00			Surplus Dec. 31, 1991	188,006.67
EXPENDITURES TOTAL	17,822,931.05			Total	1,391,623.02

2014
 Population 1980 20,641
 Population 1990 20,314
 S & P Rating
 Moody Rating A

General Tax Rate Per \$100. 3.04
 State Equalized Tax Rate 2.91

ROSELLE BOROUGH - UNION COUNTY
 Form of Government
 Borough Council
 Number of Members - 6

PER CAPITA:
 Gross Debt 301.84
 Net Debt 301.84
 Debt Service 43.59
 Total Tax Levy 1,213.81
 Municipal Expenditures 824.72

PER CENT:
 Gross Debt .72
 Net Debt .72
 Tax Levy Collected 94.88
 Tax Levy Cancelled, Abated or Adjusted .34

EXPENDITURES		REVENUES-REALIZED		1991 PROPERTY TAX	
GENERAL GOVERNMENT		1991 Property Taxes Collected		STATE EQUALIZED TAX RATE	
Governing Body & Public Boards		1991 Payments in Lieu of Taxes		Local District School Taxes	1.22
Municipal Clerk		Delinquent Tax & Lien Collections		Regional & Consolidated School Tax	
Financial Administration	101,000.00	Business Personalty Replacement Taxes		School Taxes in Municipal Budget	
Assessment of Taxes	86,100.00	Taxes from Public Utilities		County Taxes	.40
Collection of Taxes	172,000.00	Other Miscellaneous Tax Revenues		County Library Taxes	
Planning, Housing & Development	14,700.00	State Aid Revenues		Local Municipal Purpose Taxes	1.28
Human Resources	240,687.39	Federal Aid Revenues		Veteran & Senior Citizen Taxes	
Elections		State and Local Fiscal Assistance Act Utilized		Total Taxes for Rate Computation	2.90
General Administration (other)	1,616,785.00	Sale of Acquired Property		Special District Taxes	
JUDICIARY		Other Miscellaneous Revenues		Bank Corp. Taxes	
Municipal Courts	155,000.00	Total	1,250,943.02	Added and Omitted Taxes	
PUBLIC SAFETY		Prior Years Surplus Appropriated	500,000.00	Total Taxes Levied - ABSTRACT	28,521.29
Fire Protection	1,524,327.50	REVENUES TOTAL	28,369,668.14	Total Taxes Billed	24,657,437.86
Police Protection	2,501,648.08	Reserve For Uncollected Taxes	1,235,711.39	1991 TAXES COLLECTED	23,455,104.40
Civil Defense & Disaster Control	12,000.00	CAPITAL OUTLAY TOTAL	1,640,137.10	1991 Taxes Cancelled, Abated or Adjusted	84,256.64
Environmental Inspection & Control	133,436.00			Transfer to Tax Title Liens or Foreclosed	233,213.76
Other Public Safety				Balance Outstanding Dec. 31, 1991	948,204.06
PUBLIC WORKS				PRIOR YEARS TAXES OUTSTANDING	
Streets and Drainage	1,011,400.00			Balance January 1, 1991	875,539.40
Sewers and Sewage Processing	1,734,961.00			Collected in 1991	675,199.06
Garbage and Trash Disposal	2,675,000.00			Cancelled, Abated or Adjusted 1991	61,600.77
Public Buildings and Grounds	42,150.00			Transfers to Tax Title Liens or Foreclosed	121,562.71
Other Public Works	65,000.00			Balance December 31, 1991	17,176.86
HEALTH and WELFARE				TAX TITLE LIENS OUTSTANDING	
Health Services Except Environmental	185,635.00			Balance January 1, 1991	260,938.22
Welfare-Public Assistance	57,100.00			Transfer From Taxes	381,348.09
Hospital, Clinics, First Aid				Redeemed in 1991	48,925.95
Animal, Insect, & Rodent Control	7,000.00			Cancelled, Abated or Adjusted (1991)	.07
Other Welfare Services				Transfers to Foreclosed Property	
RECREATION and CONSERVATION				Balance December 31, 1991	593,360.29
Beaches and Boardwalks				PROPERTY ACQUIRED BY DEED OR FORECLOSURE	
Parks, Playgrounds, Shade Trees	67,000.00			Balance January 1, 1991	350,626.00
Land Reclamation & Conservation				Transfers From Taxes or Liens	
Other Recreational Services	62,000.00			Sale for Cash (1991)	
EDUCATION (excluding schools)				Cancelled, Abated or Adjusted (1991)	
Libraries	279,580.00			Balance December 31, 1991	350,626.00
Other Educational Services				CURRENT FINANCES DECEMBER 31, 1991	
STATUTORY EXPENDITURES				ASSETS	
Pensions & F. L. C. A.	863,027.00			Cash Dec. 31, 1991	4,329,990.37
Employee Fringe Benefits	934,500.00			Taxes Receivable	965,380.92
Other Statutory Expenditures				Tax Title Liens	593,360.29
CETA And Other Public Employment Programs				Foreclosed Property	350,626.00
MUNICIPAL FUNCTIONS TOTAL	14,547,036.97			Emergencies & Other Deferred Charges	157,637.00
CAPITAL IMPROVEMENTS *MEMO*	50,000.00			State and Federal Aid Receivable	195,417.94
DEBT SERVICE				Other Receivables	238,019.46
Principal Payments	340,000.00			Total	6,830,431.98
Interest Payments	545,408.57			LIABILITIES, RESERVES, AND SURPLUS	
DEFERRED CHARGES	85,139.08			Cash Liabilities	4,351,732.93
SCHOOL, COUNTY, SPECIAL DISTRICT TAXES	13,711,183.31			Reserves for Receivables	2,147,386.67
RESERVE FOR UNCOLLECTED TAXES	1,235,711.39			Surplus Dec. 31, 1991	331,312.38
EXPENDITURES TOTAL	30,464,530.32			Total	6,830,431.98

2015

Population 1980 13,377
 Population 1990 12,805
 S & P Rating
 Moody Rating A

General Tax Rate Per \$100. 5.25
 State Equalized Tax Rate 2.50

ROSELLE PARK BORO. - UNION CO.
 Form of Government
 Borough Council
 Number of Members - 6

PER CAPITA:
 Gross Debt 465.75
 Net Debt 458.05
 Debt Service 84.28
 Total Tax Levy 1,238.08
 Municipal Expenditures 618.03

PER CENT:
 Gross Debt .96
 Net Debt .94
 Tax Levy Collected 97.34
 Tax Levy Cancelled, Abated or Adjusted .47

EXPENDITURES		REVENUES-REALIZED		1991 PROPERTY TAX	
GENERAL GOVERNMENT				STATE EQUALIZED TAX RATE 1.38	
Governing Body & Public Boards		1991 Property Taxes Collected	15,448,572.34	Local District School Taxes	8,577,522.50
Municipal Clerk		1991 Payments in Lieu of Taxes		Regional & Consolidated School Tax	
Financial Administration	49,200.00	Delinquent Tax & Lien Collections	315,808.94	School Taxes in Municipal Budget	
Assessment of Taxes	1,456,717.00	Business Personalty Replacement Taxes	115,096.12	County Taxes	2,506,145.32
Collection of Taxes	68,560.00	Taxes from Public Utilities	558,218.00	County Library Taxes	
Planning, Housing & Development	3,714.00	Other Miscellaneous Tax Revenues		Local Municipal Purpose Taxes	4,767,119.48
Human Resources	125,850.00	State Aid Revenues	1,562,025.71	Veteran & Senior Citizen Taxes	140,650.00
Elections		Federal Aid Revenues		Total Taxes for Rate Computation	15,991,437.30
General Administration (other)	779,832.00	State and Local Fiscal Assistance Act Utilized		Special District Taxes	
JUDICIARY		Sale of Acquired Property		Bank Corp. Taxes	
Municipal Courts	75,599.25	Other Miscellaneous Revenues	573,643.81	Added and Omitted Taxes	2,796.65
PUBLIC SAFETY		Total	18,574,369.92	Total Taxes Levied - ABSTRACT	15,853,583.95
Fire Protection	175,235.80	Prior Years Surplus Appropriated	500,000.00	Total Taxes Billed	15,871,029.54
Police Protection	11,806.88	REVENUES TOTAL	19,074,369.92	1991 TAXES COLLECTED	15,448,572.34
Civil Defense & Disaster Control	19,200.00	Reserve For Uncollected Taxes	537,000.00	1991 Taxes Cancelled, Abated or Adjusted	75,281.40
Environmental Inspection & Control	64,370.00	CAPITAL OUTLAY TOTAL	535,611.01	Transfer to Tax Title Liens or Foreclosed	14,858.10
Other Public Safety				Balance Outstanding Dec. 31, 1991	332,317.70
PUBLIC WORKS				PRIOR YEARS TAXES OUTSTANDING	
Streets and Drainage	693,691.00	Public Enterprises		Balance January 1, 1991	316,325.15
Sewers and Sewage Processing	53,906.00	Recreation-Culture		Collected in 1991	304,839.00
Garbage and Trash Disposal	1,155,577.00	Public Works	239,983.45	Cancelled, Abated or Adjusted 1991	
Public Buildings and Grounds	116,325.00	Buildings and Grounds	220,334.18	Transfers to Tax Title Liens or Foreclosed	8,456.30
Other Public Works		Library and Education	12,866.50	Balance December 31, 1991	3,029.85
HEALTH and WELFARE		Conservation	62,426.78	TAX TITLE LIENS OUTSTANDING	
Health Services Except Environmental	59,240.00	All Other		Balance January 1, 1991	31,777.52
Welfare-Public Assistance	83,138.00	CAPITAL DEBT AUTHORIZED, DECEMBER 31, 1991		Transfer From Taxes	24,819.79
Hospital, Clinics, First Aid		ISSUED AND UNISSUED		Redeemed in 1991	11,969.94
Animal, Insect, & Rodent Control	8,000.00	School		Cancelled, Abated or Adjusted (1991)	4,709.61
Other Welfare Services		Self-Liquidating		Transfers to Foreclosed Property	
RECREATION and CONSERVATION		Other	5,963,909	Balance December 31, 1991	39,917.76
Beaches and Boardwalks		Total	5,963,909	PROPERTY ACQUIRED BY DEED OR FORECLOSURE	
Parks, Playgrounds, Shade Trees	21,903.00	ISSUED AND OUTSTANDING		Balance January 1, 1991	163,650.00
Land Reclamation & Conservation		School		Transfers From Taxes or Liens	
Other Recreational Services	27,958.27	Self-Liquidating		Sale for Cash (1991)	
EDUCATION (excluding schools)		Other	5,262,500.00	Cancelled, Abated or Adjusted (1991)	
Libraries	274,725.00	Total	5,262,500.00	Balance December 31, 1991	163,650.00
Other Educational Services		EQUALIZED VALUATION BASIS		CURRENT FINANCES DECEMBER 31, 1991	
STATUTORY EXPENDITURES		FOR NET DEBT COMPUTATION	621,689,345	ASSETS	
Pensions & F. L. C. A.	380,995.00	REAL PROPERTY VALUATIONS		Cash Dec. 31, 1991	3,460,460.57
Employee Fringe Benefits	518,325.75	Code Class # of Parcels % VAL'N		Taxes Receivable	335,347.55
Other Statutory Expenditures		1 Vacant Land 43 .17	514,200.00	Tax Title Liens	39,917.76
CETA And Other Public Employment Programs		2 Residential 3309 77.45	233,668,300.00	Foreclosed Property	163,650.00
MUNICIPAL FUNCTIONS TOTAL	6,229,368.95	3 Farm		Emergencies & Other Deferred Charges	
CAPITAL IMPROVEMENTS *MEMO*	100.00	4a Commercial 178 8.62	26,015,500.00	State and Federal Aid Receivable	32,163.34
DEBT SERVICE		4b Industrial 25 2.50	7,545,800.00	Other Receivables	32,340.37
Principal Payments	709,000.00	4c Apartments 34 11.25	33,952,100.00	Total	4,063,879.59
Interest Payments	370,179.05	Total 3589	301,695,900.00	LIABILITIES, RESERVES, AND SURPLUS	
DEFERRED CHARGES	68,311.32	Land Area 1.30 Sq. Miles		Cash Liabilities	2,608,053.34
SCHOOL, COUNTY, SPECIAL DISTRICT TAXES	11,083,667.82	Net Valuation Taxable-Municipal	302,252,055	Reserves for Receivables	571,255.68
RESERVE FOR UNCOLLECTED TAXES	537,000.00	Net Valuation Taxable-County	636,136,936	Surplus Dec. 31, 1991	884,570.57
EXPENDITURES TOTAL	18,997,527.14	State Equalized Valuation	620,309,442	Total	4,063,879.59
		State Equalization Ratio	48.68		

1436
Population 1980 18,878
Population 1990 20,429
S & P Rating
Moody Rating A1

General Tax Rate Per \$100. 4.27
State Equalized Tax Rate 2.10

ROXBURY TOWNSHIP - MORRIS COUNTY
Form of Government
Council-Manager Plan F (OMCL 50)
Number of Members - 5

PER CAPITA:
Gross Debt 2,593.33
Net Debt 394.97
Debt Service 41.27
Total Tax Levy 1,445.74
Municipal Expenditures 598.88
PER CENT:
Gross Debt 3.71
Net Debt .57
Tax Levy Collected 94.83
Tax Levy Cancelled, Abated or Adjusted .26

EXPENDITURES		REVENUES-REALIZED		1991 PROPERTY TAX	
GENERAL GOVERNMENT				STATE EQUALIZED TAX RATE 1.32	
Governing Body & Public Boards	1,582.50	1991 Property Taxes Collected 28,045,017.15		Local District School Taxes	18,410,646.16
Municipal Clerk	67,726.00	1991 Payments in Lieu of Taxes		Regional & Consolidated School Tax	
Financial Administration	171,424.00	Delinquent Tax & Lien Collections 1,211,387.00		School Taxes in Municipal Budget	
Assessment of Taxes	75,056.00	Business Personalty Replacement Taxes 389,507.00		County Taxes	3,987,896.02
Collection of Taxes	39,969.00	Taxes from Public Utilities 1,272,508.00		County Library Taxes	
Planning, Housing & Development	75,754.00	Other Miscellaneous Tax Revenues		Local Municipal Purpose Taxes	6,793,761.07
Human Resources	149,244.00	State Aid Revenues 991,100.07		Veteran & Senior Citizen Taxes	129,900.00
Elections		Federal Aid Revenues		Total Taxes for Rate Computation	29,322,203.25
General Administration (other)	1,422,265.60	State and Local Fiscal Assistance Act Utilized		Special District Taxes	
JUDICIARY		Sale of Acquired Property		Bank Corp. Taxes	
Municipal Courts	163,279.00	Other Miscellaneous Revenues		Added and Omitted Taxes	342,625.25
PUBLIC SAFETY		Total 1,314,518.21		Total Taxes Levied - ABSTRACT	29,534,928.50
Fire Protection	253,272.80	Prior Years Surplus Appropriated		Total Taxes Billed	29,574,292.92
Police Protection	1,825,490.15	REVENUES TOTAL 34,481,037.43		1991 TAXES COLLECTED	28,045,017.15
Civil Defense & Disaster Control	4,935.00	Reserve For Uncollected Taxes 1,338,000.00		1991 Taxes Cancelled, Abated or Adjusted	76,404.32
Environmental Inspection & Control	186,345.00	CAPITAL OUTLAY TOTAL 6,433,541.93		Transfer to Tax Title Liens or Foreclosed	140,973.09
Other Public Safety		Public Enterprises 6,068,819.28		Balance Outstanding Dec. 31, 1991	1,311,898.36
PUBLIC WORKS		Recreation-Culture		PRIOR YEARS TAXES OUTSTANDING	
Streets and Drainage	1,002,236.00	Public Works		Balance January 1, 1991	1,235,132.31
Sewers and Sewage Processing	327,233.00	Buildings and Grounds 364,722.65		Collected in 1991	1,161,440.80
Garbage and Trash Disposal	980,000.00	Library and Education		Cancelled, Abated or Adjusted 1991	
Public Buildings and Grounds	127,960.00	Conservation		Transfers to Tax Title Liens or Foreclosed	72,213.97
Other Public Works	113,903.47	All Other		Balance December 31, 1991	1,477.54
HEALTH and WELFARE		CAPITAL DEBT AUTHORIZED, DECEMBER 31, 1991		TAX TITLE LIENS OUTSTANDING	
Health Services Except Environmental	228,535.00	ISSUED AND UNISSUED GROSS DEBT NET DEBT		Balance January 1, 1991	236,382.89
Welfare-Public Assistance	50,576.00	School 1,300,000		Transfer From Taxes	228,198.04
Hospital, Clinics, First Aid	1,000.00	Self-Liquidating 43,020,081		Redeemed in 1991	45,946.20
Animal, Insect, & Rodent Control	30,000.00	Other 8,159,100		Cancelled, Abated or Adjusted (1991)	
Other Welfare Services		Total 52,979,181		Transfers to Foreclosed Property	
RECREATION and CONSERVATION		ISSUED AND OUTSTANDING		Balance December 31, 1991	414,634.73
Beaches and Boardwalks		School 1,300,000.00		PROPERTY ACQUIRED BY DEED OR FORECLOSURE	
Parks, Playgrounds, Shade Trees	155,156.00	Self-Liquidating 41,020,081.38		Balance January 1, 1991	371,960.00
Land Reclamation & Conservation	192,938.00	Other 7,229,700.00		Transfers From Taxes or Liens	
Other Recreational Services	214,729.43	Total 50,049,781.38		Sale for Cash (1991)	
EDUCATION (excluding schools)		EQUALIZED VALUATION BASIS		Cancelled, Abated or Adjusted (1991)	
Libraries	612,560.00	FOR NET DEBT COMPUTATION 1,426,231,460		Balance December 31, 1991	371,960.00
Other Educational Services		REAL PROPERTY VALUATIONS		CURRENT FINANCES DECEMBER 31, 1991	
STATUTORY EXPENDITURES		Code Class # of Parcels % VAL'N ASSESSED VALUATION		ASSETS	
Pensions & F. I. C. A.	612,003.00	1 Vacant Land 773 4.16 28,151,400.00		Cash Dec. 31, 1991	2,805,780.97
Employee Fringe Benefits	893,166.00	2 Residential 6253 75.27 509,824,600.00		Taxes Receivable	1,313,375.90
Other Statutory Expenditures	100.00	3 Farm 54 .34 2,303,600.00		Tax Title Liens	414,634.73
CETA And Other Public Employment Programs		4a Commercial 327 14.34 97,132,700.00		Foreclosed Property	371,960.00
MUNICIPAL FUNCTIONS TOTAL 10,038,538.95		4b Industrial 39 4.58 31,732,000.00		Emergencies & Other Deferred Charges	30,000.00
CAPITAL IMPROVEMENTS *MEMO* 100,000.00		4c Apartments 131 1.21 8,173,300.00		State and Federal Aid Receivable	54,599.59
DEBT SERVICE		Total 7577 677,317,600.00		Other Receivables	21,110.70
Principal Payments	400,000.00	Land Area 21.46 Sq. Miles		Total	5,011,461.89
Interest Payments	443,070.74	Net Valuation Taxable-Municipal 684,582,381		LIABILITIES, RESERVES, AND SURPLUS	
DEFERRED CHARGES	15,000.00	Net Valuation Taxable-County 1,486,425,706		Cash Liabilities	1,297,691.63
SCHOOL, COUNTY, SPECIAL DISTRICT TAXES	22,398,542.18	State Equalized Valuation 1,382,336,828		Reserves for Receivables	2,121,081.33
RESERVE FOR UNCOLLECTED TAXES	1,333,000.00	State Equalization Ratio 49.26		Surplus Dec. 31, 1991	1,592,688.93
EXPENDITURES TOTAL 34,633,151.87				Total	5,011,461.89

1342
Population 1980 7,623
Population 1990 6,701
S & P Rating AA
Moody Rating AA

General Tax Rate Per \$100. 3.37
State Equalized Tax Rate 1.60

RUMSON BOROUGH - MONMOUTH CO.
Form of Government
Borough Council
Number of Members - 6

PER CAPITA:
Gross Debt 1,208.70
Net Debt 841.00
Debt Service 171.56
Total Tax Levy 2,662.57
Municipal Expenditures 1,079.31
PER CENT:
Gross Debt .71
Net Debt .50
Tax Levy Collected 94.98
Tax Levy Cancelled, Abated or Adjusted .02

EXPENDITURES		REVENUES-REALIZED		1991 PROPERTY TAX	
GENERAL GOVERNMENT		1991 Property Taxes Collected		STATE EQUALIZED TAX RATE	
Governing Body & Public Boards		1991 Payments in Lieu of Taxes	15,946,673.59	Local District School Taxes .42	4,637,001.40
Municipal Clerk		Delinquent Tax & Lien Collections	572,546.65	Regional & Consolidated School Tax .39	4,312,304.28
Financial Administration	60,659.00	Business Personalty Replacement Taxes	28,282.12	School Taxes in Municipal Budget	
Assessment of Taxes	53,500.00	Taxes from Public Utilities	566,801.00	County Taxes .44 *	4,862,687.67
Collection of Taxes	75,391.00	Other Miscellaneous Tax Revenues		County Library Taxes .02	179,724.31
Planning, Housing & Development	48,827.06	State Aid Revenues	263,406.76	Local Municipal Purpose Taxes .34	3,709,560.95
Human Resources	78,137.44	Federal Aid Revenues		Veteran & Senior Citizen Taxes	50,250.00
Elections		State and Local Fiscal Assistance Act Utilized		Total Taxes for Rate Computation 1.61	17,751,528.61
General Administration (other)	349,198.43	Sale of Acquired Property		Special District Taxes	
JUDICIARY		Other Miscellaneous Revenues	1,375,090.79	Bank Corp. Taxes	
Municipal Courts	60,306.45	Total	19,752,800.91	Added and Omitted Taxes	140,580.22
PUBLIC SAFETY		Prior Years Surplus Appropriated	1,196,610.14	Total Taxes Levied - ABSTRACT	17,841,858.83
Fire Protection	142,504.23	REVENUES TOTAL	20,949,411.05	Total Taxes Billed	17,843,023.08
Police Protection	990,144.76	Reserve For Uncollected Taxes	1,065,351.80	1991 TAXES COLLECTED	16,946,673.59
Civil Defense & Disaster Control	2,000.00	CAPITAL OUTLAY TOTAL	335,574.31	1991 Taxes Cancelled, Abated or Adjusted	2,990.15
Environmental Inspection & Control	98,344.00			Transfer to Tax Title Liens or Foreclosed	
Other Public Safety				Balance Outstanding Dec. 31, 1991	893,359.34
PUBLIC WORKS				PRIOR YEARS TAXES OUTSTANDING	
Streets and Drainage	762,915.13	Public Enterprises		Balance January 1, 1991	912,082.68
Sewers and Sewage Processing	1,155,733.35	Recreation-Culture		Collected in 1991	572,546.65
Garbage and Trash Disposal	187,130.00	Public Works	92,931.47	Cancelled, Abated or Adjusted 1991	
Public Buildings and Grounds	43,633.00	Buildings and Grounds	242,642.84	Transfers to Tax Title Liens or Foreclosed	
Other Public Works	50,000.00	Library and Education		Balance December 31, 1991	335,536.03
HEALTH and WELFARE		Conservation		TAX TITLE LIENS OUTSTANDING	
Health Services Except Environmental	16,775.00	All Other		Balance January 1, 1991	
Welfare-Public Assistance	12,300.00	CAPITAL DEBT AUTHORIZED, DECEMBER 31, 1991		Transfer From Taxes	
Hospital, Clinics, First Aid		ISSUED AND UNISSUED		Redeemed in 1991	
Animal, Insect, & Rodent Control	23,315.00	School	2,267,000.00	Cancelled, Abated or Adjusted (1991)	
Other Welfare Services		Self-Liquidating		Transfers to Foreclosed Property	
RECREATION and CONSERVATION		Other	5,832,529.00	Balance December 31, 1991	
Beaches and Boardwalks		Total	8,099,529.00	PROPERTY ACQUIRED BY DEED OR	
Parks, Playgrounds, Shade Trees	50,425.00	ISSUED AND OUTSTANDING		FORECLOSURE	
Land Reclamation & Conservation	350.00	School	1,167,000.00	Balance January 1, 1991	5,800.00
Other Recreational Services	56,917.00	Self-Liquidating		Transfers From Taxes or Liens	
EDUCATION (excluding schools)		Other	5,832,529.00	Sale for Cash (1991)	
Libraries	37,000.00	Total	6,999,529.00	Cancelled, Abated or Adjusted (1991)	
Other Educational Services		EQUALIZED VALUATION BASIS		Balance December 31, 1991	5,800.00
STATUTORY EXPENDITURES		FOR NET DEBT COMPUTATION	1,135,580.431	CURRENT FINANCES DECEMBER 31, 1991	
Pensions & F. L. C. A.	377,655.00	REAL PROPERTY VALUATIONS		ASSETS	
Employee Fringe Benefits	276,300.00	Code Class # of Parcels % VAL'N		Cash Dec. 31, 1991	7,197,867.75
Other Statutory Expenditures		1 Vacant Land 80 1.18	6,203,700.00	Taxes Receivable	1,232,895.37
CETA And Other Public Employment Programs		2 Residential 2394 93.63	490,780,700.00	Tax Title Liens	
MUNICIPAL FUNCTIONS TOTAL	5,009,530.35	3 Farm		Foreclosed Property	5,800.00
CAPITAL IMPROVEMENTS *MEMO*	50,000.00	4a Commercial 71 4.62	24,198,000.00	Emergencies & Other Deferred Charges	134,743.65
DEBT SERVICE		4b Industrial		State and Federal Aid Receivable	20,565.00
Principal Payments	766,969.00	4c Apartments 6 .57	2,990,800.00	Other Receivables	57,633.45
Interest Payments	382,629.19	Total 2551	524,173,200.00	Total	8,649,505.22
DEFERRED CHARGES	3,000.00	Land Area 5.20 Sq. Miles		LIABILITIES, RESERVES, AND SURPLUS	
SCHOOL, COUNTY, SPECIAL DISTRICT TAXES	13,991,717.66	Net Valuation Taxable-Municipal	524,827,795	Cash Liabilities	3,379,075.34
RESERVE FOR UNCOLLECTED TAXES	1,065,351.80	Net Valuation Taxable-County	1,203,633,682	Reserves for Receivables	1,296,328.32
EXPENDITURES TOTAL	21,224,193.50	State Equalized Valuation	1,101,396,300	Surplus Dec. 31, 1991	3,974,101.06
		State Equalization Ratio	47.62	Total	8,649,505.22

0430
Population 1980 9,461
Population 1990 9,042
S & P Rating
Moody Rating BAA1

General Tax Rate Per \$100. 2.51
State Equalized Tax Rate 2.69

RUNNEMEDE BOROUGH - CAMDEN CO.
Form of Government
Borough Council
Number of Members - 6

PER CAPITA:
Gross Debt 165.34
Net Debt 140.48
Debt Service 14.70
Total Tax Levy 898.65
Municipal Expenditures 538.08
PER CENT:
Gross Debt .52
Net Debt .44
Tax Levy Collected 95.55
Tax Levy Cancelled, Abated or Adjusted .25

EXPENDITURES		REVENUES-REALIZED		1991 PROPERTY TAX	
GENERAL GOVERNMENT				STATE EQUALIZED TAX RATE	
Governing Body & Public Boards	22,980.52	1991 Property Taxes Collected	7,768,613.35	Local District School Taxes	2,715,376.50
Municipal Clerk		1991 Payments in Lieu of Taxes		Regional & Consolidated School Tax	1,158,265.89
Financial Administration	41,954.32	Delinquent Tax & Lien Collections	450,945.36	School Taxes in Municipal Budget	
Assessment of Taxes	9,723.90	Business Personalty Replacement Taxes	69,972.08	County Taxes	2,557,882.82
Collection of Taxes	65,930.51	Taxes from Public Utilities	533,576.00	County Library Taxes	
Planning, Housing & Development	12,100.00	Other Miscellaneous Tax Revenues		Local Municipal Purpose Taxes	1,675,000.00
Human Resources	74,834.28	State Aid Revenues	620,225.29	Veteran & Senior Citizen Taxes	161,200.00
Elections	4,874.64	Federal Aid Revenues		Total Taxes for Rate Computation	8,267,725.21
General Administration (other)	252,398.30	State and Local Fiscal Assistance Act Utilized		Special District Taxes	
JUDICIARY		Sale of Acquired Property		Bank Corp. Taxes	
Municipal Courts	42,228.00	Other Miscellaneous Revenues	485,448.95	Added and Omitted Taxes	19,094.28
PUBLIC SAFETY		Total	9,928,781.53	Total Taxes Levied - ABSTRACT	8,125,619.49
Fire Protection	104,154.69	Prior Years Surplus Appropriated		Total Taxes Billed	8,130,493.31
Police Protection	579,407.96	REVENUES TOTAL	9,928,781.53	1991 TAXES COLLECTED	7,768,613.35
Civil Defense & Disaster Control		Reserve For Uncollected Taxes	807,626.10	1991 Taxes Cancelled, Abated or Adjusted	20,330.49
Environmental Inspection & Control	32,698.04	CAPITAL OUTLAY TOTAL	100,580.00	Transfer to Tax Title Liens or Foreclosed	27,392.34
Other Public Safety				Balance Outstanding Dec. 31, 1991	314,157.13
PUBLIC WORKS				PRIOR YEARS TAXES OUTSTANDING	
Streets and Drainage	267,227.34	Public Enterprises		Balance January 1, 1991	447,809.17
Sewers and Sewage Processing		Recreation-Culture		Collected in 1991	423,085.05
Garbage and Trash Disposal	645,780.38	Public Works		Cancelled, Abated or Adjusted 1991	13,004.37
Public Buildings and Grounds		Buildings and Grounds	100,580.00	Transfers to Tax Title Liens or Foreclosed	5,524.75
Other Public Works		Library and Education		Balance December 31, 1991	6,195.00
HEALTH and WELFARE		Conservation		TAX TITLE LIENS OUTSTANDING	
Health Services Except Environmental	5,755.77	All Other		Balance January 1, 1991	59,269.99
Welfare-Public Assistance	4,798.87	CAPITAL DEBT AUTHORIZED, DECEMBER 31, 1991		Transfer From Taxes	33,799.65
Hospital, Clinics, First Aid		ISSUED AND UNISSUED		Redeemed in 1991	27,860.81
Animal, Insect, & Rodent Control		School	192,323	Cancelled, Abated or Adjusted (1991)	
Other Welfare Services		Self-Liquidating		Transfers to Foreclosed Property	
RECREATION and CONSERVATION		Other	1,302,180	Balance December 31, 1991	65,208.83
Beaches and Boardwalks		Total	1,495,003	PROPERTY ACQUIRED BY DEED OR FORECLOSURE	
Parks, Playgrounds, Shade Trees				Balance January 1, 1991	23,817.50
Land Reclamation & Conservation	6,719.62	ISSUED AND OUTSTANDING		Transfers From Taxes or Liens	
Other Recreational Services	44,892.58	School	192,823.83	Sale for Cash (1991)	
EDUCATION (excluding schools)		Self-Liquidating		Cancelled, Abated or Adjusted (1991)	
Libraries	73,732.25	Other	919,500.00	Balance December 31, 1991	23,817.50
Other Educational Services	300.00	Total	1,112,323.83	CURRENT FINANCES DECEMBER 31, 1991	
STATUTORY EXPENDITURES		EQUALIZED VALUATION BASIS		ASSETS	
Pensions & F. I. C. A.	136,709.00	FOR NET DEBT COMPUTATION	288,367,288	Cash Dec. 31, 1991	1,247,802.58
Employee Fringe Benefits	198,042.12	REAL PROPERTY VALUATIONS		Taxes Receivable	320,352.13
Other Statutory Expenditures		Code Class # of Parcels % VAL'N		Tax Title Liens	65,208.83
CETA And Other Public Employment Programs		1 Vacant Land 102 1.32	4,226,300.00	Foreclosed Property	23,817.50
MUNICIPAL FUNCTIONS TOTAL	2,627,243.09	2 Residential 2470 75.44	241,583,000.00	Emergencies & Other Deferred Charges	1,277,124.84
CAPITAL IMPROVEMENTS *MEMO*	19,000.00	3 Farm		State and Federal Aid Receivable	
DEBT SERVICE		4a Commercial 177 13.08	41,890,700.00	Other Receivables	69,924.30
Principal Payments	75,000.00	4b Industrial 9 2.31	7,403,300.00	Total	3,004,230.68
Interest Payments	57,936.00	4c Apartments 20 7.34	25,107,700.00	LIABILITIES, RESERVES, AND SURPLUS	
		Total 2773	320,211,000.00	Cash Liabilities	1,663,458.91
DEFERRED CHARGES	1,297,518.90	Land Area 2.00 Sq. Miles		Reserves for Receivables	479,303.26
SCHOOL COUNTY, SPECIAL DISTRICT TAXES	6,431,525.21	Net Valuation Taxable-Municipal	323,421,006	Surplus Dec. 31, 1991	861,468.51
RESERVE FOR UNCOLLECTED TAXES	807,626.10	Net Valuation Taxable-County	303,448,545	Total	3,004,230.68
EXPENDITURES TOTAL	11,296,849.30	State Equalized Valuation	302,304,906		
		State Equalization Ratio	1.07.06		

0256
Population 1980 19,068
Population 1990 17,790
S & P Rating
Moody Rating A1

General Tax Rate Per \$100. 2.06
State Equalized Tax Rate 2.00

RUTHERFORD BOROUGH - BERGEN CO.
Form of Government
Borough Council
Number of Members - 6

PER CAPITA:
Gross Debt 577.19
Net Debt 381.91
Debt Service 64.17
Total Tax Levy 1,469.65
Municipal Expenditures 783.92
PER CENT:
Gross Debt .78
Net Debt .52
Tax Levy Collected 97.38
Tax Levy Cancelled, Abated or Adjusted .01

EXPENDITURES		REVENUES-REALIZED		1991 PROPERTY TAX	
GENERAL GOVERNMENT				STATE EQUALIZED TAX RATE 1.02	
Governing Body & Public Boards		1991 Property Taxes Collected	25,505,383.50	Local District School Taxes	13,338,758.00
Municipal Clerk		1991 Payments in Lieu of Taxes		Regional & Consolidated School Tax	
Financial Administration	31,800.00	Delinquent Tax & Lien Collections	460,545.31	School Taxes in Municipal Budget	
Assessment of Taxes	69,953.00	Business Personalty Replacement Taxes	157,259.64	County Taxes	3,209,170.67
Collection of Taxes	136,375.00	Taxes from Public Utilities	899,110.00	County Library Taxes	
Planning, Housing & Development	10,900.00	Other Miscellaneous Tax Revenues		Local Municipal Purpose Taxes	9,581,199.00
Human Resources	66,889.00	State Aid Revenues	1,671,171.38	Veteran & Senior Citizen Taxes	168,000.00
Elections		Federal Aid Revenues		Total Taxes for Rate Computation	26,297,127.67
General Administration (other)	1,165,630.00	State and Local Fiscal Assistance Act Utilized		Special District Taxes	
JUDICIARY		Sale of Acquired Property		Bank Corp. Taxes	
Municipal Courts	134,334.00	Other Miscellaneous Revenues	1,427,055.14	Added and Omitted Taxes	15,914.73
PUBLIC SAFETY		Total	30,120,524.97	Total Taxes Levied - ABSTRACT	26,145,042.40
Fire Protection	318,255.00	Prior Years Surplus Appropriated		Total Taxes Billed	26,190,553.94
Police Protection	2,910,698.00	REVENUES TOTAL	30,120,524.97	1991 TAXES COLLECTED	25,505,383.50
Civil Defense & Disaster Control	1,730.00	Reserve For Uncollected Taxes	747,235.00	1991 Taxes Cancelled, Abated or Adjusted	3,289.97
Environmental Inspection & Control	92,845.00	CAPITAL OUTLAY TOTAL	503,368.86	Transfer to Tax Title Liens or Foreclosed	6,239.04
Other Public Safety				Balance Outstanding Dec. 31, 1991	675,645.43
PUBLIC WORKS				PRIOR YEARS TAXES OUTSTANDING	
Streets and Drainage	762,070.00	Public Enterprises		Balance January 1, 1991	474,578.87
Sewers and Sewage Processing	825,749.58	Recreation-Culture	275,009.87	Collected in 1991	460,454.31
Garbage and Trash Disposal	1,733,052.00	Public Works	229,358.99	Cancelled, Abated or Adjusted 1991	204.00
Public Buildings and Grounds	176,350.00	Buildings and Grounds		Transfers to Tax Title Liens or Foreclosed	3,325.08
Other Public Works	92,000.00	Library and Education		Balance December 31, 1991	10,595.48
HEALTH and WELFARE		Conservation		TAX TITLE LIENS OUTSTANDING	
Health Services Except Environmental	214,839.00	All Other		Balance January 1, 1991	17,914.99
Welfare-Public Assistance	22,500.00			Transfer From Taxes	10,044.01
Hospital, Clinics, First Aid				Redeemed in 1991	
Animal, Insect, & Rodent Control				Cancelled, Abated or Adjusted (1991)	
Other Welfare Services				Transfers to Foreclosed Property	
RECREATION and CONSERVATION				Balance December 31, 1991	27,959.00
Beaches and Boardwalks				PROPERTY ACQUIRED BY DEED OR FORECLOSURE	
Parks, Playgrounds, Shade Trees	362,000.00			Balance January 1, 1991	10,925.00
Land Reclamation & Conservation	132,706.00			Transfers From Taxes or Liens	
Other Recreational Services	329,332.00			Sale for Cash (1991)	
EDUCATION (excluding schools)				Cancelled, Abated or Adjusted (1991)	
Libraries	470,075.00			Balance December 31, 1991	10,925.00
Other Educational Services				CURRENT FINANCES DECEMBER 31, 1991	
STATUTORY EXPENDITURES				ASSETS	
Pensions & F. L. C. A.	785,220.00			Cash Dec. 31, 1991	1,547,224.83
Employee Fringe Benefits	945,300.00			Taxes Receivable	686,240.91
Other Statutory Expenditures				Tax Title Liens	27,959.00
CETA And Other Public Employment Programs				Foreclosed Property	10,925.00
MUNICIPAL FUNCTIONS TOTAL	11,790,602.58			Emergencies & Other Deferred Charges	90,000.00
CAPITAL IMPROVEMENTS *MEMO*	110,000.00			State and Federal Aid Receivable	
DEBT SERVICE				Other Receivables	905.00
Principal Payments	684,596.49			Total	2,363,254.74
Interest Payments	457,075.90			LIABILITIES, RESERVES, AND SURPLUS	
DEFERRED CHARGES	266,369.00			Cash Liabilities	1,060,854.47
SCHOOL, COUNTY, SPECIAL DISTRICT TAXES	16,547,929.67			Reserves for Receivables	726,029.91
RESERVE FOR UNCOLLECTED TAXES	747,235.00			Surplus Dec. 31, 1991	576,370.36
EXPENDITURES TOTAL	30,493,807.64			Total	2,363,254.74

0257

Population 1980 14,084
 Population 1990 13,296
 S & P Rating A
 Moody Rating A1

General Tax Rate Per \$100.

State Equalized Tax Rate 1.31

State Equalized Tax Rate 1.44

SADDLE BROOK TWP. - BERGEN CO.
 Form of Government
 Mayor-Council Plan B (OMCL 50)
 Number of Members - 7

PER CAPITA:

Gross Debt 397.25
 Net Debt 376.45
 Debt Service 59.86
 Total Tax Levy 1,422.50
 Municipal Expenditures 674.19

PER CENT:

Gross Debt .38
 Net Debt .36
 Tax Levy Collected 96.34
 Tax Levy Cancelled, Abated or Adjusted .58

EXPENDITURES		REVENUES-REALIZED		1991 PROPERTY TAX	
GENERAL GOVERNMENT				STATE EQUALIZED TAX RATE	
Governing Body & Public Boards	27,570.00	1991 Property Taxes Collected	18,296,494.00	Local District School Taxes	75 9,918,769.50
Municipal Clerk	72,044.00	1991 Payments in Lieu of Taxes		Regional & Consolidated School Tax	
Financial Administration	197,723.00	Delinquent Tax & Lien Collections	239,486.00	School Taxes in Municipal Budget	
Assessment of Taxes	172,629.00	Business Personalty Replacement Taxes	362,887.00	County Taxes	26 3,444,749.34
Collection of Taxes	60,399.00	Taxes from Public Utilities	1,042,598.00	County Library Taxes	
Planning, Housing & Development	8,363.00	Other Miscellaneous Tax Revenues	26,386.00	Local Municipal Purpose Taxes	42 5,535,421.00
Human Resources	147,664.00	State Aid Revenues	407,090.00	Veteran & Senior Citizen Taxes	198,250.00
Elections	8,093.00	Federal Aid Revenues		Total Taxes for Rate Computation	1.43 19,097,189.84
General Administration (other)	540,468.00	State and Local Fiscal Assistance Act Utilized	203.00	Special District Taxes	
JUDICIARY		Sale of Acquired Property		Bank Corp. Taxes	
Municipal Courts	140,169.00	Other Miscellaneous Revenues	807,094.00	Added and Omitted Taxes	14,605.00
PUBLIC SAFETY		Total	21,182,298.00	Total Taxes Levied - ABSTRACT	18,913,544.84
Fire Protection	183,733.00	Prior Years Surplus Appropriated	650,000.00	Total Taxes Billed	18,991,455.00
Police Protection	1,919,508.00	REVENUES TOTAL	21,832,298.00	1991 TAXES COLLECTED	18,296,494.00
Civil Defense & Disaster Control	11,290.00	Reserve For Uncollected Taxes	570,525.00	1991 Taxes Cancelled, Abated or Adjusted	110,734.00
Environmental Inspection & Control	66,373.00	CAPITAL OUTLAY TOTAL	570,773.00	Transfer to Tax Title Liens or Foreclosed	18,361.00
Other Public Safety				Balance Outstanding Dec. 31, 1991	565,866.00
PUBLIC WORKS				PRIOR YEARS TAXES OUTSTANDING	
Streets and Drainage	460,666.00	Public Enterprises	90,843.00	Balance January 1, 1991	272,374.00
Sewers and Sewage Processing	409,759.00	Recreation-Culture		Collected in 1991	239,486.00
Garbage and Trash Disposal	1,283,737.00	Public Works	100,170.00	Cancelled, Abated or Adjusted 1991	87.00
Public Buildings and Grounds	40,716.00	Buildings and Grounds	363,350.00	Transfers to Tax Title Liens or Foreclosed	5,952.00
Other Public Works	32,000.00	Library and Education	11,410.00	Balance December 31, 1991	26,849.00
HEALTH and WELFARE		Conservation		TAX TITLE LIENS OUTSTANDING	
Health Services Except Environmental	36,433.00	All Other		Balance January 1, 1991	25,297.00
Welfare-Public Assistance	13,444.00	CAPITAL DEBT AUTHORIZED, DECEMBER 31, 1991		Transfer From Taxes	25,737.00
Hospital, Clinics, First Aid		ISSUED AND UNISSUED GROSS DEBT NET DEBT		Redeemed in 1991	
Animal, Insect, & Rodent Control		School		Cancelled, Abated or Adjusted (1991)	
Other Welfare Services		Self-Liquidating	238,050	Transfers to Foreclosed Property	
RECREATION and CONSERVATION		Other	5,043,841	Balance December 31, 1991	51,034.00
Beaches and Boardwalks		Total	5,281,891	PROPERTY ACQUIRED BY DEED OR FORECLOSURE	
Parks, Playgrounds, Shade Trees		ISSUED AND OUTSTANDING		Balance January 1, 1991	163,649.00
Land Reclamation & Conservation	162,908.00	School		Transfers From Taxes or Liens	
Other Recreational Services	79,793.00	Self-Liquidating		Sale for Cash (1991)	
EDUCATION (excluding schools)		Other		Cancelled, Abated or Adjusted (1991)	
Libraries	315,343.00	Total	4,718,550.00	Balance December 31, 1991	163,649.00
Other Educational Services		EQUALIZED VALUATION BASIS		CURRENT FINANCES DECEMBER 31, 1991	
STATUTORY EXPENDITURES		FOR NET DEBT COMPUTATION	1,377,418,983	ASSETS	
Pensions & F. I. C. A.	397,883.00	REAL PROPERTY VALUATIONS		Cash Dec. 31, 1991	1,405,112.00
Employee Fringe Benefits	635,928.00	<u>Code Class # of Parcels % VAL'N</u>	<u>ASSESSED VALUATION</u>	Taxes Receivable	592,715.00
Other Statutory Expenditures		1 Vacant Land 91 1.26	18,172,900.00	Tax Title Liens	51,034.00
CETA And Other Public Employment Programs		2 Residential 3957 59.48	860,435,550.00	Foreclosed Property	163,649.00
MUNICIPAL FUNCTIONS TOTAL	7,424,636.00	3 Farm		Emergencies & Other Deferred Charges	221,000.00
CAPITAL IMPROVEMENTS *MEMO*		4a Commercial 126 18.81	272,148,900.00	State and Federal Aid Receivable	33,067.00
DEBT SERVICE		4b Industrial 86 18.13	262,294,600.00	Other Receivables	30,251.00
Principal Payments	472,000.00	4c Apartments 6 2.31	33,474,800.00	Total	2,496,828.00
Interest Payments	323,889.00	Total	1,446,526,750.00	LIABILITIES, RESERVES, AND SURPLUS	
DEFERRED CHARGES	172,963.00	Land Area 2.70 Sq. Miles		Cash Liabilities	977,411.00
SCHOOL, COUNTY, SPECIAL DISTRICT TAXES	13,363,518.84	Net Valuation Taxable-Municipal	1,448,614,541	Reserves for Receivables	837,649.00
RESERVE FOR UNCOLLECTED TAXES	570,525.00	Net Valuation Taxable-County	1,462,600,606	Surplus Dec. 31, 1991	681,768.00
EXPENDITURES TOTAL	22,327,531.84	State Equalized Valuation	1,321,842,768	Total	2,496,828.00
		State Equalization Ratio	109.61		

0258

Population 1980 2,763
 Population 1990 2,950
 S & P Rating
 Moody Rating

General Tax Rate Per \$100.

.73

State Equalized Tax Rate

.74

SADDLE RIVER BOROUGH - BERGEN CO.

Form of Government

Borough Council

Number of Members - 6

PER CAPITA:

Gross Debt 722.05
 Net Debt 722.05
 Debt Service 220.12
 Total Tax Levy 2,680.59
 Municipal Expenditures 1,449.93

PER CENT:

Gross Debt .19
 Net Debt .19
 Tax Levy Collected 92.56
 Tax Levy Cancelled, Abated or Adjusted

EXPENDITURES		REVENUES-REALIZED		1991 PROPERTY TAX	
GENERAL GOVERNMENT				STATE EQUALIZED TAX RATE .25	
Governing Body & Public Boards		1991 Property Taxes Collected	7,345,052.41	Local District School Taxes	2,674,006.11
Municipal Clerk		1991 Payments in Lieu of Taxes		Regional & Consolidated School Tax	
Financial Administration	53,000.00	Delinquent Tax & Lien Collections	379,471.83	School Taxes in Municipal Budget	
Assessment of Taxes	23,500.00	Business Personalty Replacement Taxes	4,954.92	County Taxes	2,694,313.55
Collection of Taxes	29,075.00	Taxes from Public Utilities	385,523.00	County Library Taxes	
Planning, Housing & Development	50,300.00	Other Miscellaneous Tax Revenues		Local Municipal Purpose Taxes	2,492,225.83
Human Resources	49,055.00	State Aid Revenues	79,991.00	Veteran & Senior Citizen Taxes	9,750.00
Elections		Federal Aid Revenues		Total Taxes for Rate Computation	7,870,295.49
General Administration (other)	356,943.00	State and Local Fiscal Assistance Act Utilized		Special District Taxes	
JUDICIARY		Sale of Acquired Property		Bank Corp. Taxes	
Municipal Courts	60,435.67	Other Miscellaneous Revenues	604,539.39	Added and Omitted Taxes	47,208.32
PUBLIC SAFETY		Total	8,799,532.55	Total Taxes Levied - ABSTRACT	7,907,753.81
Fire Protection	50,669.80	Prior Years Surplus Appropriated	900,000.00	Total Taxes Billed	7,935,194.67
Police Protection	899,100.00	REVENUES TOTAL	9,699,532.55	1991 TAXES COLLECTED	7,345,052.41
Civil Defense & Disaster Control	500.00	Reserve For Uncollected Taxes	681,360.95	1991 Taxes Cancelled, Abated or Adjusted	
Environmental Inspection & Control	120,000.00	CAPITAL OUTLAY TOTAL	315,144.92	Transfer to Tax Title Liens or Foreclosed	34,102.07
Other Public Safety				Balance Outstanding Dec. 31, 1991	556,040.19
PUBLIC WORKS				PRIOR YEARS TAXES OUTSTANDING	
Streets and Drainage	203,500.00	Public Enterprises		Balance January 1, 1991	450,816.84
Sewers and Sewage Processing	5,000.00	Recreation-Culture	35,960.00	Collected in 1991	379,471.83
Garbage and Trash Disposal	487,000.00	Public Works	124,343.20	Cancelled, Abated or Adjusted 1991	
Public Buildings and Grounds	82,000.00	Buildings and Grounds	154,841.72	Transfers to Tax Title Liens or Foreclosed	8,926.62
Other Public Works	13,000.00	Library and Education		Balance December 31, 1991	62,418.39
HEALTH and WELFARE		Conservation		TAX TITLE LIENS OUTSTANDING	
Health Services Except Environmental	34,100.00	All Other		Balance January 1, 1991	
Welfare-Public Assistance	500.00	CAPITAL DEBT AUTHORIZED, DECEMBER 31, 1991		Transfer From Taxes	46,328.83
Hospital, Clinics, First Aid	4,407.00	ISSUED AND UNISSUED		Redeemed in 1991	
Animal, Insect, & Rodent Control		School		Cancelled, Abated or Adjusted (1991)	
Other Welfare Services		Self-Liquidating		Transfers to Foreclosed Property	
RECREATION and CONSERVATION		Other	2,130,050	Balance December 31, 1991	46,328.83
Beaches and Boardwalks		Total	2,130,050	PROPERTY ACQUIRED BY DEED OR	
Parks, Playgrounds, Shade Trees	23,000.00	ISSUED AND OUTSTANDING		FORECLOSURE	
Land Reclamation & Conservation	17,150.00	School		Balance January 1, 1991	
Other Recreational Services	550.00	Self-Liquidating		Transfers From Taxes or Liens	
EDUCATION (excluding schools)		Other	1,966,050.00	Sale for Cash (1991)	
Libraries		Total	1,966,050.00	Cancelled, Abated or Adjusted (1991)	
Other Educational Services		EQUALIZED VALUATION BASIS		Balance December 31, 1991	
STATUTORY EXPENDITURES		FOR NET DEBT COMPUTATION	1,096,331.645	CURRENT FINANCES DECEMBER 31, 1991	
Pensions & F. I. C. A.	225,987.00	REAL PROPERTY VALUATIONS		ASSETS	
Employee Fringe Benefits	131,000.00	Code Class # of Parcels % VAL'N		Cash Dec. 31, 1991	2,975,095.56
Other Statutory Expenditures		1 Vacant Land 162 6.26	67,545,700.00	Taxes Receivable	618,458.58
CETA And Other Public Employment Programs		2 Residential 1073 92.22	995,270,200.00	Tax Title Liens	46,328.83
MUNICIPAL FUNCTIONS TOTAL	2,925,272.47	3 Farm 19 .38	4,090,000.00	Foreclosed Property	
CAPITAL IMPROVEMENTS *MEMO*	79,000.00	4a Commercial 15 1.15	12,365,200.00	Emergencies & Other Deferred Charges	63,900.00
DEBT SERVICE		4b Industrial		State and Federal Aid Receivable	11,419.00
Principal Payments	545,450.00	4c Apartments		Other Receivables	141,122.81
Interest Payments	103,900.58	Total 1274	1,079,271,100.00	Total	3,856,324.78
DEFERRED CHARGES	21,300.00	Land Area 4.90 Sq. Miles		LIABILITIES, RESERVES, AND SURPLUS	
SCHOOL, COUNTY, SPECIAL DISTRICT TAXES	5,363,319.66	Net Valuation Taxable-Municipal	1,080,546,075	Cash Liabilities	1,585,372.24
RESERVE FOR UNCOLLECTED TAXES	681,360.95	Net Valuation Taxable-County	1,143,738,072	Reserves for Receivables	805,910.22
EXPENDITURES TOTAL	9,645,603.66	State Equalized Valuation	1,070,601,340	Surplus Dec. 31, 1991	1,465,042.32
		State Equalization Ratio	100.93	Total	3,856,324.78

1712
Population 1980 6,959
Population 1990 6,883
S & P Rating
Moody Rating BAA1

General Tax Rate Per \$100. 2.37
State Equalized Tax Rate 2.54

SALEM CITY - SALEM COUNTY
Form of Government
Special Charter (P.L. 1858 c. 65)
Number of Members - 9

PER CAPITA:
Gross Debt 1,431.89
Net Debt 172.12
Debt Service 69.43
Total Tax Levy 438.99
Municipal Expenditures 623.70
PER CENT:
Gross Debt 9.41
Net Debt 1.13
Tax Levy Collected 86.59
Tax Levy Cancelled, Abated or Adjusted .37

EXPENDITURES		REVENUES-REALIZED		1991 PROPERTY TAX	
GENERAL GOVERNMENT		1991 Property Taxes Collected		STATE EQUALIZED TAX RATE 1.19	
Governing Body & Public Boards		1991 Payments in Lieu of Taxes	2,616,343.10	Local District School Taxes	1,403,467.00
Municipal Clerk		Delinquent Tax & Lien Collections	632,647.37	Regional & Consolidated School Tax	
Financial Administration	90,837.22	Business Personalty Replacement Taxes	237,464.30	School Taxes in Municipal Budget	.04 43,911.55
Assessment of Taxes	37,835.16	Taxes from Public Utilities	440,365.77	County Taxes	.71 844,217.44
Collection of Taxes	37,117.42	Other Miscellaneous Tax Revenues		County Library Taxes	
Planning, Housing & Development	11,039.58	State Aid Revenues	1,725,541.44	Local Municipal Purpose Taxes	.60 707,362.01
Human Resources	241,170.45	Federal Aid Revenues		Veteran & Senior Citizen Taxes	66,350.00
Elections		State and Local Fiscal Assistance Act Utilized		Total Taxes for Rate Computation	2.54 3,065,308.00
General Administration (other)	393,779.61	Sale of Acquired Property		Special District Taxes	
JUDICIARY		Other Miscellaneous Revenues	368,336.97	Bank Corp. Taxes	
Municipal Courts	107,067.29	Total	6,020,699.45	Added and Omitted Taxes	22,576.14
PUBLIC SAFETY		Prior Years Surplus Appropriated	269,902.74	Total Taxes Levied - ABSTRACT	3,021,534.14
Fire Protection	79,087.01	REVENUES TOTAL	6,290,602.19	Total Taxes Billed	3,021,545.93
Police Protection	843,374.42	Reserve For Uncollected Taxes	680,272.87	1991 TAXES COLLECTED	2,616,343.10
Civil Defense & Disaster Control	3,554.27	CAPITAL OUTLAY TOTAL	1,559,921.33	1991 Taxes Cancelled, Abated or Adjusted	11,050.10
Environmental Inspection & Control	53,820.57			Transfer to Tax Title Liens or Foreclosed	83,364.75
Other Public Safety				Balance Outstanding Dec. 31, 1991	304,293.39
PUBLIC WORKS				PRIOR YEARS TAXES OUTSTANDING	
Streets and Drainage	307,850.90	Public Enterprises	1,131,646.76	Balance January 1, 1991	606,088.13
Sewers and Sewage Processing		Recreation-Culture		Collected in 1991	569,315.22
Garbage and Trash Disposal	200,132.23	Public Works	275,252.72	Cancelled, Abated or Adjusted 1991	1.78
Public Buildings and Grounds	27,933.15	Buildings and Grounds	153,021.85	Transfers to Tax Title Liens or Foreclosed	36,771.13
Other Public Works		Library and Education		Balance December 31, 1991	
HEALTH and WELFARE		Conservation		TAX TITLE LIENS OUTSTANDING	
Health Services Except Environmental	1,758.08	All Other		Balance January 1, 1991	195,515.84
Welfare-Public Assistance	50,398.60	CAPITAL DEBT AUTHORIZED, DECEMBER 31, 1991		Transfer From Taxes	127,269.40
Hospital, Clinics, First Aid		ISSUED AND UNISSUED		Redeemed in 1991	63,332.15
Animal, Insect, & Rodent Control	5,600.00	School	1,579,000.00	Cancelled, Abated or Adjusted (1991)	
Other Welfare Services		Self-Liquidating	7,092,000.00	Transfers to Foreclosed Property	
RECREATION and CONSERVATION		Other	1,184,700.00	Balance December 31, 1991	259,453.09
Beaches and Boardwalks		Total	9,855,700.00	PROPERTY ACQUIRED BY DEED OR FORECLOSURE	
Parks, Playgrounds, Shade Trees	40,314.60	ISSUED AND OUTSTANDING		Balance January 1, 1991	78,800.00
Land Reclamation & Conservation	35,569.64	School	1,579,000.00	Transfers From Taxes or Liens	
Other Recreational Services	3,643.78	Self-Liquidating	7,092,000.00	Sale for Cash (1991)	
EDUCATION (excluding schools)		Other	1,184,700.00	Cancelled, Abated or Adjusted (1991)	
Libraries	75,000.00	Total	9,855,700.00	Balance December 31, 1991	78,800.00
Other Educational Services		EQUALIZED VALUATION BASIS		CURRENT FINANCES DECEMBER 31, 1991	
STATUTORY EXPENDITURES		FOR NET DEBT COMPUTATION	104,740,995	ASSETS	
Pensions & F. L. C. A.	156,335.36	REAL PROPERTY VALUATIONS		Cash Dec. 31, 1991	621,197.83
Employee Fringe Benefits	265,008.99	Code Class # of Parcels % VAL'N		Taxes Receivable	304,293.39
Other Statutory Expenditures	6,500.00	1 Vacant Land 214 1.43	1,737,200.00	Tax Title Liens	259,453.09
CETA And Other Public Employment Programs		2 Residential 1627 56.46	68,741,101.00	Foreclosed Property	78,800.00
MUNICIPAL FUNCTIONS TOTAL	3,073,828.33	3 Farm 14 .30	359,000.00	Emergencies & Other Deferred Charges	46,000.00
CAPITAL IMPROVEMENTS *MEMO*	70,000.00	4a Commercial 161 24.95	30,375,775.00	State and Federal Aid Receivable	27,911.23
DEBT SERVICE		4b Industrial 16 8.97	10,918,900.00	Other Receivables	466,666.83
Principal Payments	260,550.00	4c Apartments 11 7.39	9,610,700.00	Total	1,804,322.37
Interest Payments	217,363.95	Total 2043	121,742,676.00	LIABILITIES, RESERVES, AND SURPLUS	
TYPE I SCHL DEBT *MEMO*	391,124.25	Land Area 2.70 Sq. Miles		Cash Liabilities	466,946.77
DEFERRED CHARGES	60,935.06	Net Valuation Taxable-Municipal	126,621,776	Reserves for Receivables	1,109,213.31
SCHOOL, COUNTY, SPECIAL DISTRICT TAXES	2,291,595.99	Net Valuation Taxable-County	115,821,652	Surplus Dec. 31, 1991	228,162.29
RESERVE FOR UNCOLLECTED TAXES	680,272.37	State Equalized Valuation	118,423,345	Total	1,804,322.37
EXPENDITURES TOTAL	6,534,546.20	State Equalization Ratio	1.07.22		

1917
Population 1980 1,485
Population 1990 1,732
S & P Rating
Moody Rating

General Tax Rate Per \$100. 1.57
State Equalized Tax Rate 1.51

SANDYSTON TOWNSHIP - SUSSEX CO.
Form of Government
Township Committee
Number of Members - 3

PER CAPITA:
Gross Debt 30.58
Net Debt
Debt Service
Total Tax Levy 1,083.21
Municipal Expenditures 364.26
PER CENT:
Gross Debt .04
Net Debt
Tax Levy Collected 88.07
Tax Levy Cancelled, Abated or Adjusted .18

EXPENDITURES		REVENUES-REALIZED		1991 PROPERTY TAX	
GENERAL GOVERNMENT				STATE EQUALIZED TAX RATE	
Governing Body & Public Boards		1991 Property Taxes Collected	1,661,575.37	Local District School Taxes	
Municipal Clerk		1991 Payments in Lieu of Taxes		Regional & Consolidated School Tax	1.07
Financial Administration	25,685.00	Delinquent Tax & Lien Collections	175,707.92	School Taxes in Municipal Budget	
Assessment of Taxes	33,300.00	Business Personality Replacement Taxes	14,602.84	County Taxes	.35 *
Collection of Taxes	18,700.00	Taxes from Public Utilities	114,055.00	County Library Taxes	.03
Planning, Housing & Development	24,235.00	Other Miscellaneous Tax Revenues		Local Municipal Purpose Taxes	.05
Human Resources	1,000.00	State Aid Revenues	59,069.59	Veteran & Senior Citizen Taxes	
Elections		Federal Aid Revenues		Total Taxes for Rate Computation	1.50
General Administration (other)	67,323.00	State and Local Fiscal Assistance Act Utilized		Special District Taxes	
JUDICIARY		Sale of Acquired Property		Bank Corp. Taxes	
Municipal Courts	30,940.00	Other Miscellaneous Revenues	155,586.88	Added and Omitted Taxes	
PUBLIC SAFETY		Total	2,180,597.60	Total Taxes Levied - ABSTRACT	
Fire Protection	28,921.00	Prior Years Surplus Appropriated	75,000.00	Total Taxes Billed	
Police Protection	2,500.00	REVENUES TOTAL	2,255,597.60	1991 TAXES COLLECTED	
Civil Defense & Disaster Control	5.00	Reserve For Uncollected Taxes	231,072.25	1991 Taxes Cancelled, Abated or Adjusted	3,353.52
Environmental Inspection & Control	20,685.00			Transfer to Tax Title Liens or Foreclosed	24,067.30
Other Public Safety		CAPITAL OUTLAY TOTAL	23,523.00	Balance Outstanding Dec. 31, 1991	197,756.36
PUBLIC WORKS				PRIOR YEARS TAXES OUTSTANDING	
Streets and Drainage	95,025.00	Public Enterprises		Balance January 1, 1991	195,926.23
Sewers and Sewage Processing		Recreation—Culture		Collected in 1991	154,520.19
Garbage and Trash Disposal		Public Works		Cancelled, Abated or Adjusted 1991	30,204.86
Public Buildings and Grounds	11,500.00	Buildings and Grounds	23,523.00	Transfers to Tax Title Liens or Foreclosed	5,832.90
Other Public Works		Library and Education		Balance December 31, 1991	1,368.28
HEALTH and WELFARE		Conservation		TAX TITLE LIENS OUTSTANDING	
Health Services Except Environmental	1,590.00	All Other		Balance January 1, 1991	67,576.60
Welfare—Public Assistance	375.00			Transfer From Taxes	35,572.33
Hospital, Clinics, First Aid	1,200.00	CAPITAL DEBT AUTHORIZED, DECEMBER 31, 1991		Redeemed in 1991	21,187.73
Animal, Insect, & Rodent Control	6,402.68	ISSUED AND UNISSUED GROSS DEBT NET DEBT		Cancelled, Abated or Adjusted (1991)	
Other Welfare Services		School 52,962		Transfers to Foreclosed Property	
RECREATION and CONSERVATION		Self-Liquidating		Balance December 31, 1991	81,961.20
Beaches and Boardwalks		Other		PROPERTY ACQUIRED BY DEED OR FORECLOSURE	
Parks, Playgrounds, Shade Trees		Total 52,962		Balance January 1, 1991	50,600.00
Land Reclamation & Conservation		ISSUED AND OUTSTANDING		Transfers From Taxes or Liens	
Other Recreational Services	1,750.00	School 52,962.36		Sale for Cash (1991)	
EDUCATION (excluding schools)		Self-Liquidating		Cancelled, Abated or Adjusted (1991)	
Libraries		Other		Balance December 31, 1991	50,600.00
Other Educational Services		Total 52,962.36		CURRENT FINANCES DECEMBER 31, 1991	
STATUTORY EXPENDITURES		EQUALIZED VALUATION BASIS		ASSETS	
Pensions & F. I. C. A.	23,915.00	FOR NET DEBT COMPUTATION	120,270,804	Cash Dec. 31, 1991	161,651.37
Employee Fringe Benefits		REAL PROPERTY VALUATIONS		Taxes Receivable	199,124.64
Other Statutory Expenditures		Code Class # of Parcels % VAL'N ASSESSED VALUATION		Tax Title Liens	81,961.20
CETA And Other Public Employment Programs		1 Vacant Land 259 8.54 10,125,700.00		Foreclosed Property	50,600.00
MUNICIPAL FUNCTIONS TOTAL	395,548.68	2 Residential 770 74.96 88,866,900.00		Emergencies & Other Deferred Charges	11,262.05
CAPITAL IMPROVEMENTS *MEMO		3 Farm 212 8.14 9,654,300.00		State and Federal Aid Receivable	
DEBT SERVICE		4a Commercial 47 7.35 9,717,800.00		Other Receivables	10,724.11
Principal Payments		4b Industrial 4 1.01 1,192,700.00		Total	515,323.37
Interest Payments		4c Apartments		LIABILITIES, RESERVES, AND SURPLUS	
DEFERRED CHARGES	4,274.31	Total 1292 118,557,400.00		Cash Liabilities	60,614.59
SCHOOL, COUNTY, SPECIAL DISTRICT TAXES	1,797,296.35	Land Area 41.40 Sq. Miles		Reserves for Receivables	342,409.95
RESERVE FOR UNCOLLECTED TAXES	231,072.25	Net Valuation Taxable-Municipal	119,171,884	Surplus Dec. 31, 1991	112,298.83
EXPENDITURES TOTAL	2,428,192.09	Net Valuation Taxable-County	121,000,017		
		State Equalized Valuation	124,163,254		
		State Equalization Ratio	95.96		

1219

Population 1980 29,969
 Population 1990 34,986
 S & P Rating
 Moody Rating AA

General Tax Rate Per \$100.

4.75

State Equalized Tax Rate

1.58

SAYREVILLE BOROUGH - MIDDLESEX CO.
 Form of Government
 Borough Council
 Number of Members - 6

PER CAPITA:

Gross Debt 976.33
 Net Debt 802.40
 Debt Service 104.88
 Total Tax Levy 999.21
 Municipal Expenditures 775.29

PER CENT:

Gross Debt 1.62
 Net Debt 1.33
 Tax Levy Collected 97.04
 Tax Levy Cancelled, Abated or Adjusted

EXPENDITURES		REVENUES-REALIZED		1991 PROPERTY TAX	
GENERAL GOVERNMENT				STATE EQUALIZED TAX RATE $\frac{1.58}{1.93}$	
Governing Body & Public Boards		1991 Property Taxes Collected	33,956,962.38	Local District School Taxes	20,450,641.00
Municipal Clerk		1991 Payments in Lieu of Taxes		Regional & Consolidated School Tax	
Financial Administration	352,540.00	Delinquent Tax & Lien Collections	1,016,570.00	School Taxes in Municipal Budget	
Assessment of Taxes	824,500.00	Business Personalty Replacement Taxes	1,449,162.00	County Taxes	9,112,774.17
Collection of Taxes	122,700.00	Taxes from Public Utilities	9,084,597.00	County Library Taxes	
Planning, Housing & Development	107,600.00	Other Miscellaneous Tax Revenues		Local Municipal Purpose Taxes	5,100,120.00
Human Resources	416,995.00	State Aid Revenues	1,352,553.00	Veteran & Senior Citizen Taxes	364,350.00
Elections	13,000.00	Federal Aid Revenues		Total Taxes for Rate Computation	35,027,885.17
General Administration (other)	2,123,510.00	State and Local Fiscal Assistance Act Utilized		Special District Taxes	
JUDICIARY		Sale of Acquired Property		Bank Corp. Taxes	
Municipal Courts	298,050.00	Other Miscellaneous Revenues	3,629,926.74	Added and Omitted Taxes	294,930.00
PUBLIC SAFETY		Total	50,489,771.12	Total Taxes Levied - ABSTRACT	34,958,465.17
Fire Protection	394,718.00	Prior Years Surplus Appropriated	4,800,000.00	Total Taxes Billed	34,991,934.19
Police Protection	5,685,042.00	REVENUES TOTAL	55,289,771.12	1991 TAXES COLLECTED	33,956,962.38
Civil Defense & Disaster Control	14,700.00	Reserve For Uncollected Taxes	2,237,450.00	1991 Taxes Cancelled, Abated or Adjusted	1,296.75
Environmental Inspection & Control	256,100.00	CAPITAL OUTLAY TOTAL	4,937,210.83	Transfer to Tax Title Liens or Foreclosed	52,170.84
Other Public Safety				Balance Outstanding Dec. 31, 1991	981,504.22
PUBLIC WORKS				PRIOR YEARS TAXES OUTSTANDING	
Streets and Drainage	1,046,400.00	Public Enterprises	2,017,235.71	Balance January 1, 1991	1,087,807.84
Sewers and Sewage Processing	2,249,393.00	Recreation-Culture	233,057.07	Collected in 1991	780,271.55
Garbage and Trash Disposal	1,905,900.00	Public Works	2,209,766.53	Cancelled, Abated or Adjusted 1991	8,911.71
Public Buildings and Grounds	818,000.00	Buildings and Grounds	477,151.52	Transfers to Tax Title Liens or Foreclosed	121,302.80
Other Public Works	202,500.00	Library and Education		Balance December 31, 1991	177,121.78
HEALTH and WELFARE		Conservation		TAX TITLE LIENS OUTSTANDING	
Health Services Except Environmental	86,050.00	All Other		Balance January 1, 1991	310,776.09
Welfare-Public Assistance	53,850.00	CAPITAL DEBT AUTHORIZED, DECEMBER 31, 1991		Transfer From Taxes	200,716.89
Hospital, Clinics, First Aid		ISSUED AND UNISSUED		Redeemed in 1991	244,826.78
Animal, Insect, & Rodent Control	3,000.00	School	146,000.00	Cancelled, Abated or Adjusted (1991)	255.20
Other Welfare Services	11,000.00	Self-Liquidating	5,939,000.00	Transfers to Foreclosed Property	
RECREATION and CONSERVATION		Other	28,072,817.00	Balance December 31, 1991	266,411.00
Beaches and Boardwalks		Total	34,157,817.00	PROPERTY ACQUIRED BY DEED OR FORECLOSURE	
Parks, Playgrounds, Shade Trees	741,220.00	ISSUED AND OUTSTANDING		Balance January 1, 1991	179,400.00
Land Reclamation & Conservation	53,206.00	School	146,000.00	Transfers From Taxes or Liens	
Other Recreational Services	13,100.00	Self-Liquidating	2,837,000.00	Sale for Cash (1991)	
EDUCATION (excluding schools)		Other	20,699,000.00	Cancelled, Abated or Adjusted (1991)	
Libraries	656,700.00	Total	23,682,000.00	Balance December 31, 1991	179,400.00
Other Educational Services	7,860.00	EQUALIZED VALUATION BASIS		CURRENT FINANCES DECEMBER 31, 1991	
STATUTORY EXPENDITURES		FOR NET DEBT COMPUTATION	2,109,996,908	ASSETS	
Pensions & F. I. C. A.	1,365,100.00	REAL PROPERTY VALUATIONS		Cash Dec. 31, 1991	12,587,197.00
Employee Fringe Benefits	1,271,000.00	Code Class # of Parcels % VAL'N		Taxes Receivable	1,158,626.00
Other Statutory Expenditures	100.00	1 Vacant Land 1183 4.31	31,324,800.00	Tax Title Liens	266,411.00
CETA And Other Public Employment Programs		2 Residential 10036 68.01	494,176,100.00	Foreclosed Property	179,400.00
MUNICIPAL FUNCTIONS TOTAL	21,108,834.00	3 Farm 4 .02	130,800.00	Emergencies & Other Deferred Charges	686,000.00
CAPITAL IMPROVEMENTS *MEMO*	51,000.00	4a Commercial 379 9.17	66,603,700.00	State and Federal Aid Receivable	
DEBT SERVICE		4b Industrial 33 12.30	92,937,000.00	Other Receivables	473,779.00
Principal Payments	1,990,000.00	4c Apartments 17 5.70	41,441,600.00	Total	15,351,413.00
Interest Payments	1,679,200.00	Total 11652	726,664,000.00	LIABILITIES, RESERVES, AND SURPLUS	
DEFERRED CHARGES	103,827.00	Land Area 16.60 Sq. Miles		Cash Liabilities	8,232,751.00
SCHOOL, COUNTY, SPECIAL DISTRICT TAXES	29,563,415.17	Net Valuation Taxable-Municipal	730,463,246	Reserves for Receivables	2,078,216.00
RESERVE FOR UNCOLLECTED TAXES	2,237,450.00	Net Valuation Taxable-County	2,234,731,141	Surplus Dec. 31, 1991	5,040,446.00
EXPENDITURES TOTAL	56,687,726.17	State Equalized Valuation	2,185,973,420	Total	15,351,413.00
		State Equalization Ratio	33.30		

2016
 Population 1980 20,774
 Population 1990 21,160
 S & P Rating
 Moody Rating AA
 General Tax Rate Per \$100. 4.09
 State Equalized Tax Rate 2.11

SCOTCH PLAINS TOWNSHIP - UNION CO.
 Form of Government
 Council-Manager Plan E (OMCL 50)
 Number of Members - 5

PER CAPITA:
 Gross Debt 478.35
 Net Debt 478.35
 Debt Service 16.01
 Total Tax Levy 1,704.01
 Municipal Expenditures 547.06
 PER CENT:
 Gross Debt .59
 Net Debt .59
 Tax Levy Collected 97.16
 Tax Levy Cancelled, Abated or Adjusted .06

EXPENDITURES		REVENUES-REALIZED		1991 PROPERTY TAX	
GENERAL GOVERNMENT				STATE EQUALIZED TAX RATE →	
Governing Body & Public Boards		1991 Property Taxes Collected	35,114,994.34	Local District School Taxes	
Municipal Clerk		1991 Payments in Lieu of Taxes		Regional & Consolidated School Tax	1.33 22,598,833.22
Financial Administration	114,635.00	Delinquent Tax & Lien Collections	932,600.93	School Taxes in Municipal Budget	
Assessment of Taxes	71,445.00	Business Personality Replacement Taxes	134,129.92	County Taxes	.41 6,912,211.93
Collection of Taxes	92,136.00	Taxes from Public Utilities	1,574,197.00	County Library Taxes	
Planning, Housing & Development	137,843.00	Other Miscellaneous Tax Revenues		Local Municipal Purpose Taxes	.37 6,316,968.34
Human Resources	186,368.00	State Aid Revenues	1,033,583.54	Veteran & Senior Citizen Taxes	
Elections	4,250.00	Federal Aid Revenues		Total Taxes for Rate Computation	2.11 35,980,863.49
General Administration (other)	1,165,841.00	State and Local Fiscal Assistance Act Utilized		Special District Taxes	
JUDICIARY		Sale of Acquired Property		Bank Corp. Taxes	
Municipal Courts	83,572.00	Other Miscellaneous Revenues	1,433,258.89	Added and Omitted Taxes	228,907.93
PUBLIC SAFETY		Total	40,222,824.62	Total Taxes Levied - ABSTRACT	36,056,921.42
Fire Protection	375,675.00	Prior Years Surplus Appropriated	1,050,000.00	Total Taxes Billed	36,141,859.11
Police Protection	2,338,475.83	REVENUES TOTAL	41,272,824.62	1991 TAXES COLLECTED	35,114,994.34
Civil Defense & Disaster Control	12,335.00	Reserve For Uncollected Taxes	1,076,647.00	1991 Taxes Cancelled, Abated or Adjusted	22,180.99
Environmental Inspection & Control	223,205.00	CAPITAL OUTLAY TOTAL	1,513,615.72	Transfer to Tax Title Liens or Foreclosed	149,140.93
Other Public Safety				Balance Outstanding Dec. 31, 1991	855,542.85
PUBLIC WORKS				PRIOR YEARS TAXES OUTSTANDING	
Streets and Drainage	1,787,557.00	Public Enterprises		Balance January 1, 1991	973,636.13
Sewers and Sewage Processing	847,993.00	Recreation-Culture		Collected in 1991	841,328.53
Garbage and Trash Disposal		Public Works	111,625.10	Cancelled, Abated or Adjusted 1991	7.90
Public Buildings and Grounds	171,825.00	Buildings and Grounds	1,401,521.14	Transfers to Tax Title Liens or Foreclosed	48,980.97
Other Public Works	49,575.00	Library and Education	469.48	Balance December 31, 1991	83,318.73
HEALTH and WELFARE		Conservation		TAX TITLE LIENS OUTSTANDING	
Health Services Except Environmental	40,070.00	All Other		Balance January 1, 1991	314,572.46
Welfare-Public Assistance	43,146.00	CAPITAL DEBT AUTHORIZED, DECEMBER 31, 1991		Transfer From Taxes	207,197.23
Hospital, Clinics, First Aid	2,000.00	ISSUED AND UNISSUED		Redeemed in 1991	91,332.40
Animal, Insect, & Rodent Control		School		Cancelled, Abated or Adjusted (1991)	
Other Welfare Services		Self-Liquidating		Transfers to Foreclosed Property	
RECREATION and CONSERVATION		Other	10,121,789	Balance December 31, 1991	430,437.29
Beaches and Boardwalks		Total	10,121,789	PROPERTY ACQUIRED BY DEED OR FORECLOSURE	
Parks, Playgrounds, Shade Trees	247,501.00	ISSUED AND OUTSTANDING		Balance January 1, 1991	261,924.00
Land Reclamation & Conservation	3,200.00	School		Transfers From Taxes or Liens	
Other Recreational Services	164,818.00	Self-Liquidating		Sale for Cash (1991)	
EDUCATION (excluding schools)		Other	3,065,000.00	Cancelled, Abated or Adjusted (1991)	
Libraries	577,816.00	Total	3,065,000.00	Balance December 31, 1991	261,924.00
Other Educational Services		EQUALIZED VALUATION BASIS		CURRENT FINANCES DECEMBER 31, 1991	
STATUTORY EXPENDITURES		FOR NET DEBT COMPUTATION	1,708,331.997	ASSETS	
Pensions & F. I. C. A.	694,047.00	REAL PROPERTY VALUATIONS		Cash Dec. 31, 1991	5,545,752.78
Employee Fringe Benefits	624,900.00	Code Class # of Parcels % VAL'N		Taxes Receivable	938,861.58
Other Statutory Expenditures		1 Vacant Land 299 1.37	12,022,800.00	Tax Title Liens	430,437.29
CETA And Other Public Employment Programs		2 Residential 6697 87.13	763,377,100.00	Foreclosed Property	261,924.00
MUNICIPAL FUNCTIONS TOTAL	10,060,278.83	3 Farm 23 .29	2,534,400.00	Emergencies & Other Deferred Charges	
CAPITAL IMPROVEMENTS *MEMO	68,000.00	4a Commercial 237 7.50	65,710,600.00	State and Federal Aid Receivable	22,235.96
DEBT SERVICE		4b Industrial 26 .73	6,359,900.00	Other Receivables	10,359.36
Principal Payments	200,000.00	4c Apartments 7 2.98	26,143,900.00	Total	7,209,570.97
Interest Payments	138,820.00	Total	876,148,700.00	LIABILITIES, RESERVES, AND SURPLUS	
DEFERRED CHARGES	100,000.00	Land Area 9.20 Sq. Miles		Cash Liabilities	4,401,999.14
SCHOOL, COUNTY, SPECIAL DISTRICT TAXES	29,511,045.19	Net Valuation Taxable-Municipal	873,067,266	Reserves for Receivables	1,641,582.23
RESERVE FOR UNCOLLECTED TAXES	1,076,647.00	Net Valuation Taxable-County	1,750,810,018	Surplus Dec. 31, 1991	1,165,989.60
EXPENDITURES TOTAL	41,036,790.98	State Equalized Valuation	1,701,523,071	Total	7,209,570.97
		State Equalization Ratio	51.55		

1343
Population 1980 1,812
Population 1990 1,693
S & P Rating
Moody Rating BAA1

General Tax Rate Per \$100. 2.68
State Equalized Tax Rate 1.89

SEA BRIGHT BOROUGH - MONMOUTH CO.
Form of Government
Borough Council
Number of Members - 6

PER CAPITA:
Gross Debt 1,492.62
Net Debt 1,492.62
Debt Service 95.30
Total Tax Levy 2,236.09
Municipal Expenditures 1,627.67
PER CENT:
Gross Debt 1.15
Net Debt 1.15
Tax Levy Collected 95.16
Tax Levy Cancelled, Abated or Adjusted

EXPENDITURES		REVENUES-REALIZED		1991 PROPERTY TAX	
GENERAL GOVERNMENT				STATE EQUALIZED TAX RATE	
Governing Body & Public Boards		1991 Property Taxes Collected	3,602,456.04	Local District School Taxes .13	268,000.00
Municipal Clerk		1991 Payments in Lieu of Taxes		Regional & Consolidated School Tax .54	1,089,228.17
Financial Administration	22,929.00	Delinquent Tax & Lien Collections	273,168.27	School Taxes in Municipal Budget	
Assessment of Taxes	69,775.00	Business Personalty Replacement Taxes	34,871.76	County Taxes .46	* 921,630.97
Collection of Taxes	26,750.00	Taxes from Public Utilities	134,736.62	County Library Taxes .02	34,062.33
Planning, Housing & Development	10,500.00	Other Miscellaneous Tax Revenues		Local Municipal Purpose Taxes .73	1,472,785.21
Human Resources	54,306.50	State Aid Revenues	171,217.36	Veteran & Senior Citizen Taxes	13,200.00
Elections		Federal Aid Revenues		Total Taxes for Rate Computation 1.88	3,798,906.68
General Administration (other)	233,790.00	State and Local Fiscal Assistance Act Utilized		Special District Taxes	
JUDICIARY		Sale of Acquired Property		Bank Corp. Taxes	
Municipal Courts	90,309.35	Other Miscellaneous Revenues	419,738.09	Added and Omitted Taxes	
PUBLIC SAFETY		Total	4,636,188.64	Total Taxes Levied - ABSTRACT	3,785,706.68
Fire Protection	43,194.50	Prior Years Surplus Appropriated	280,000.00	Total Taxes Billed	3,785,706.68
Police Protection	583,302.79	REVENUES TOTAL	4,916,188.64	1991 TAXES COLLECTED	3,602,456.04
Civil Defense & Disaster Control	4,850.00	Reserve For Uncollected Taxes	290,217.50	1991 Taxes Cancelled, Abated or Adjusted	
Environmental Inspection & Control	20,335.00	CAPITAL OUTLAY TOTAL	266,654.89	Transfer to Tax Title Liens or Foreclosed	
Other Public Safety				Balance Outstanding Dec. 31, 1991	183,250.64
PUBLIC WORKS				PRIOR YEARS TAXES OUTSTANDING	
Streets and Drainage	162,350.00	Public Enterprises		Balance January 1, 1991	273,766.56
Sewers and Sewage Processing	239,196.00	Recreation-Culture	22,584.48	Collected in 1991	273,168.27
Garbage and Trash Disposal	254,395.00	Public Works	218,500.29	Cancelled, Abated or Adjusted 1991	
Public Buildings and Grounds	13,500.00	Buildings and Grounds	25,570.12	Transfers to Tax Title Liens or Foreclosed	
Other Public Works		Library and Education		Balance December 31, 1991	598.29
HEALTH and WELFARE		Conservation		TAX TITLE LIENS OUTSTANDING	
Health Services Except Environmental	23,564.00	All Other		Balance January 1, 1991	1,776.09
Welfare-Public Assistance	2,154.00	CAPITAL DEBT AUTHORIZED, DECEMBER 31, 1991		Transfer From Taxes	
Hospital, Clinics, First Aid		ISSUED AND UNISSUED		Redeemed in 1991	
Animal, Insect, & Rodent Control		School		Cancelled, Abated or Adjusted (1991)	
Other Welfare Services		Self-Liquidating		Transfers to Foreclosed Property	
RECREATION and CONSERVATION		Other	2,527,003	Balance December 31, 1991	1,776.09
Beaches and Boardwalks	71,800.00	Total	2,527,003	PROPERTY ACQUIRED BY DEED OR FORECLOSURE	
Parks, Playgrounds, Shade Trees	15,770.00	ISSUED AND OUTSTANDING		Balance January 1, 1991	6,600.00
Land Reclamation & Conservation	44,421.72	School		Transfers From Taxes or Liens	
Other Recreational Services		Self-Liquidating		Sale for Cash (1991)	
EDUCATION (excluding schools)		Other	515,000.00	Cancelled, Abated or Adjusted (1991)	
Libraries		Total	515,000.00	Balance December 31, 1991	6,600.00
Other Educational Services		EQUALIZED VALUATION BASIS		CURRENT FINANCES DECEMBER 31, 1991	
STATUTORY EXPENDITURES		FOR NET DEBT COMPUTATION	220,036.200	ASSETS	
Pensions & F. I. C. A.	112,043.03	REAL PROPERTY VALUATIONS		Cash Dec. 31, 1991	760,885.38
Employee Fringe Benefits	140,400.00	Code Class # of Parcels % VAL'N		Taxes Receivable	183,848.93
Other Statutory Expenditures		1 Vacant Land 155 1.16	1,630,200.00	Tax Title Liens	1,776.09
CETA And Other Public Employment Programs		2 Residential 1010 77.14	108,756,300.00	Foreclosed Property	6,600.00
MUNICIPAL FUNCTIONS TOTAL	2,244,635.89	3 Farm		Emergencies & Other Deferred Charges	112,000.00
CAPITAL IMPROVEMENTS *MEMO*		4a Commercial 72 19.30	27,913,400.00	State and Federal Aid Receivable	11,256.40
DEBT SERVICE		4b Industrial		Other Receivables	98,798.83
Principal Payments	125,000.00	4c Apartments 8 1.91	2,687,100.00	Total	1,175,163.63
Interest Payments	35,343.00	Total 1245	140,987,000.00	LIABILITIES, RESERVES, AND SURPLUS	
DEFERRED CHARGES	59,442.68	Land Area .60 Sq. Miles		Cash Liabilities	385,461.15
SCHOOL, COUNTY, SPECIAL DISTRICT TAXES	2,312,921.47	Net Valuation Taxable-Municipal	141,420,930	Reserves for Receivables	291,021.85
RESERVE FOR UNCOLLECTED TAXES	290,217.50	Net Valuation Taxable-County	228,121,558	Surplus Dec. 31, 1991	498,680.63
EXPENDITURES TOTAL	5,003,502.54	State Equalized Valuation	200,784,932	Total	1,175,163.63
		State Equalization Ratio	70.37		

1344
Population 1980 2,650
Population 1990 2,099
S & P Rating
Moody Rating A

General Tax Rate Per \$100. .96
State Equalized Tax Rate 1.06

SEA GIRT BOROUGH - MONMOUTH CO.
Form of Government
Borough Council
Number of Members - 6

PER CAPITA:
Gross Debt 1,613.20
Net Debt 1,567.99
Debt Service 205.05
Total Tax Levy 2,571.65
Municipal Expenditures 1,212.89
PER CENT:
Gross Debt .64
Net Debt .62
Tax Levy Collected 97.33
Tax Levy Cancelled, Abated or Adjusted .10

EXPENDITURES		REVENUES-REALIZED		1991 PROPERTY TAX	
GENERAL GOVERNMENT				STATE EQUALIZED TAX RATE	
Governing Body & Public Boards				Local District School Taxes	1,730,025.00
Municipal Clerk				Regional & Consolidated School Tax	
Financial Administration	6,500.00	1991 Property Taxes Collected	5,257,277.33	School Taxes in Municipal Budget	
Assessment of Taxes	9,114.00	1991 Payments in Lieu of Taxes		County Taxes	* 2,190,163.61
Collection of Taxes	27,504.00	Delinquent Tax & Lien Collections	159,043.06	County Library Taxes	80,963.24
Planning, Housing & Development	9,552.00	Business Personalty Replacement Taxes	9,698.72	Local Municipal Purpose Taxes	1,390,160.00
Human Resources	34,255.00	Taxes from Public Utilities	150,090.00	Veteran & Senior Citizen Taxes	16,000.00
Elections		Other Miscellaneous Tax Revenues		Total Taxes for Rate Computation	5,407,311.85
General Administration (other)	280,244.00	State Aid Revenues	169,532.84	Special District Taxes	
JUDICIARY		Federal Aid Revenues		Bank Corp. Taxes	
Municipal Courts	33,414.18	State and Local Fiscal Assistance Act Utilized		Added and Omitted Taxes	6,585.74
PUBLIC SAFETY		Sale of Acquired Property		Total Taxes Levied - ABSTRACT	5,397,897.59
Fire Protection	24,174.80	Other Miscellaneous Revenues		Total Taxes Billed	5,401,484.38
Police Protection	560,635.40		312,938.92	1991 TAXES COLLECTED	5,257,277.33
Civil Defense & Disaster Control	2,000.00	Prior Years Surplus Appropriated	657,130.00	1991 Taxes Cancelled, Abated or Adjusted	5,639.14
Environmental Inspection & Control	13,295.00	REVENUES TOTAL	6,715,710.87	Transfer to Tax Title Liens or Foreclosed	
Other Public Safety		Reserve For Uncollected Taxes	22,660.32	Balance Outstanding Dec. 31, 1991	138,567.91
PUBLIC WORKS		CAPITAL OUTLAY TOTAL	397,574.73	PRIOR YEARS TAXES OUTSTANDING	
Streets and Drainage	184,801.00			Balance January 1, 1991	144,917.89
Sewers and Sewage Processing	15,000.00	Public Enterprises	34,921.22	Collected in 1991	144,916.79
Garbage and Trash Disposal	235,427.00	Recreation—Culture		Cancelled, Abated or Adjusted 1991	1.10
Public Buildings and Grounds	36,560.00	Public Works	5,893.76	Transfers to Tax Title Liens or Foreclosed	
Other Public Works		Buildings and Grounds	285,038.55	Balance December 31, 1991	
HEALTH and WELFARE		Library and Education	71,721.20	TAX TITLE LIENS OUTSTANDING	
Health Services Except Environmental	9,925.00	Conservation		Balance January 1, 1991	14,126.27
Welfare—Public Assistance	1,600.00	All Other		Transfer From Taxes	
Hospital, Clinics, First Aid		CAPITAL DEBT AUTHORIZED, DECEMBER 31, 1991		Redeemed in 1991	14,126.27
Animal, Insect, & Rodent Control		ISSUED AND UNISSUED		Cancelled, Abated or Adjusted (1991)	
Other Welfare Services		School		Transfers to Foreclosed Property	
RECREATION and CONSERVATION		Self-Liquidating	522,790	Balance December 31, 1991	
Beaches and Boardwalks		Other	2,863,322	PROPERTY ACQUIRED BY DEED OR	
Parks, Playgrounds, Shade Trees	40,312.00	Total	3,386,112	FORECLOSURE	
Land Reclamation & Conservation	3,365.00	ISSUED AND OUTSTANDING		Balance January 1, 1991	3,200.00
Other Recreational Services	5,618.00	School		Transfers From Taxes or Liens	
EDUCATION (excluding schools)		Self-Liquidating	417,155.00	Sale for Cash (1991)	
Libraries		Other	2,345,000.00	Cancelled, Abated or Adjusted (1991)	
Other Educational Services		Total	2,762,155.00	Balance December 31, 1991	3,200.00
STATUTORY EXPENDITURES		EQUALIZED VALUATION BASIS		CURRENT FINANCES DECEMBER 31, 1991	
Pensions & F. L. C. A.	144,881.00	FOR NET DEBT COMPUTATION	530,355.991	ASSETS	
Employee Fringe Benefits	131,075.00	REAL PROPERTY VALUATIONS		Cash Dec. 31, 1991	1,321,697.02
Other Statutory Expenditures		Code Class # of Parcels % VAL'N		Taxes Receivable	138,567.91
CETA And Other Public Employment Programs		1 Vacant Land 38 2.19	12,336,100.00	Tax Title Liens	
MUNICIPAL FUNCTIONS TOTAL	1,864,252.38	2 Residential 1134 93.59	528,213,200.00	Foreclosed Property	3,200.00
CAPITAL IMPROVEMENTS *MEMO*	20,000.00	3 Farm		Emergencies & Other Deferred Charges	23,730.00
DEBT SERVICE		4a Commercial 48 4.23	23,870,000.00	State and Federal Aid Receivable	250.00
Principal Payments	210,000.00	4b Industrial		Other Receivables	2,621.98
Interest Payments	220,390.04	4c Apartments		Total	1,490,066.91
DEFERRED CHARGES	28,543.60	Total 1270	564,419,300.00	LIABILITIES, RESERVES, AND SURPLUS	
SCHOOL, COUNTY, SPECIAL DISTRICT TAXES	4,001,151.35	Land Area 1.05 Sq. Miles		Cash Liabilities	617,950.58
RESERVE FOR UNCOLLECTED TAXES	222,660.32	Net Valuation Taxable-Municipal	564,910,536	Reserves for Receivables	144,389.89
EXPENDITURES TOTAL	6,546,998.19	Net Valuation Taxable-County	543,331,340	Surplus Dec. 31, 1991	727,725.44
		State Equalized Valuation	511,370,400	Total	1,490,066.91
		State Equalization Ratio	110.43		

0509
 Population 1980 2,644
 Population 1990 2,692
 S & P Rating
 Moody Rating AAA
 General Tax Rate Per \$100. 1.54
 State Equalized Tax Rate 1.27

SEA ISLE CITY CITY - CAPE MAY COUNTY
 Form of Government
 Commission (1911)
 Number of Members - 3

PER CAPITA:
 Gross Debt 7,638.61
 Net Debt 5,646.24
 Debt Service 590.10
 Total Tax Levy 4,494.51
 Municipal Expenditures 3,352.67
 PER CENT:
 Gross Debt 2.33
 Net Debt 1.72
 Tax Levy Collected 93.80
 Tax Levy Cancelled, Abated or Adjusted .04

EXPENDITURES		REVENUES-REALIZED		1991 PROPERTY TAX	
GENERAL GOVERNMENT				STATE EQUALIZED TAX RATE .24	
Governing Body & Public Boards		1991 Property Taxes Collected	11,351,998.66	Local District School Taxes	2,243,685.00
Municipal Clerk		1991 Payments in Lieu of Taxes		Regional & Consolidated School Tax	
Financial Administration	370,945.00	Delinquent Tax & Lien Collections	550,744.53	School Taxes in Municipal Budget	18,695.00
Assessment of Taxes	90,950.00	Business Personalty Replacement Taxes		County Taxes	3,657,113.72 *
Collection of Taxes	97,800.00	Taxes from Public Utilities	305,562.00	County Library Taxes	229,314.66
Planning, Housing & Development	27,470.00	Other Miscellaneous Tax Revenues		Local Municipal Purpose Taxes	5,884,588.87
Human Resources	55,471.22	State Aid Revenues	118,537.53	Veteran & Senior Citizen Taxes	38,850.00
Elections	2,000.00	Federal Aid Revenues		Total Taxes for Rate Computation	12,072,247.25
General Administration (other)	909,843.05	State and Local Fiscal Assistance Act Utilized		Special District Taxes	
JUDICIARY		Sale of Acquired Property		Bank Corp. Taxes	
Municipal Courts	102,996.00	Other Miscellaneous Revenues	1,455,337.11	Added and Omitted Taxes	65,820.91
PUBLIC SAFETY		Total	13,782,179.83	Total Taxes Levied - ABSTRACT	12,099,218.16
Fire Protection	37,709.00	Prior Years Surplus Appropriated	1,320,496.00	Total Taxes Billed	12,102,135.97
Police Protection	1,460,359.31	REVENUES TOTAL	15,102,675.83	1991 TAXES COLLECTED	11,351,998.66
Civil Defense & Disaster Control	18,040.00	Reserve For Uncollected Taxes	752,921.79	1991 Taxes Cancelled, Abated or Adjusted	4,298.14
Environmental Inspection & Control	232,972.00	CAPITAL OUTLAY TOTAL	1,584,568.79	Transfer to Tax Title Liens or Foreclosed	24,863.30
Other Public Safety				Balance Outstanding Dec. 31, 1991	720,975.87
PUBLIC WORKS				PRIOR YEARS TAXES OUTSTANDING	
Streets and Drainage	466,379.09	Public Enterprises	383,216.06	Balance January 1, 1991	550,505.73
Sewers and Sewage Processing	190,362.39	Recreation-Culture	69,114.43	Collected in 1991	526,453.18
Garbage and Trash Disposal	456,131.49	Public Works	910,192.06	Cancelled, Abated or Adjusted 1991	
Public Buildings and Grounds	216,308.90	Buildings and Grounds	222,046.24	Transfers to Tax Title Liens or Foreclosed	23,357.21
Other Public Works	194,270.00	Library and Education		Balance December 31, 1991	695.34
HEALTH and WELFARE		Conservation		TAX TITLE LIENS OUTSTANDING	
Health Services Except Environmental	5,620.00	All Other		Balance January 1, 1991	59,150.61
Welfare-Public Assistance	13,031.00			Transfer From Taxes	52,734.38
Hospital, Clinics, First Aid				Redeemed in 1991	24,291.35
Animal, Insect, & Rodent Control				Cancelled, Abated or Adjusted (1991)	
Other Welfare Services				Transfers to Foreclosed Property	
RECREATION and CONSERVATION				Balance December 31, 1991	82,593.64
Beaches and Boardwalks	452,888.13			PROPERTY ACQUIRED BY DEED OR	
Parks, Playgrounds, Shade Trees	8,000.00			FORECLOSURE	
Land Reclamation & Conservation	6,900.00			Balance January 1, 1991	41,223.00
Other Recreational Services	124,912.00			Transfers From Taxes or Liens	
EDUCATION (excluding schools)				Sale for Cash (1991)	
Libraries	2,500.00			Cancelled, Abated or Adjusted (1991)	
Other Educational Services				Balance December 31, 1991	41,223.00
STATUTORY EXPENDITURES				CURRENT FINANCES DECEMBER 31, 1991	
Pensions & F. I. C. A.	451,601.36			ASSETS	
Employee Fringe Benefits	643,825.00			Cash Dec. 31, 1991	2,891,392.15
Other Statutory Expenditures	17,500.00			Taxes Receivable	721,671.21
CETA And Other Public Employment Programs				Tax Title Liens	87,593.64
MUNICIPAL FUNCTIONS TOTAL	6,661,834.94			Foreclosed Property	41,223.00
CAPITAL IMPROVEMENTS *MEMO*	50,000.00			Emergencies & Other Deferred Charges	57,850.00
DEBT SERVICE				State and Federal Aid Receivable	
Principal Payments	870,000.00			Other Receivables	202,369.30
Interest Payments	718,553.00			Total	4,002,099.30
TYPE I SCHL DEBT *MEMO	18,690.00			LIABILITIES, RESERVES, AND SURPLUS	
DEFERRED CHARGES	22,085.20			Cash Liabilities	1,504,220.35
SCHOOL COUNTY, SPECIAL DISTRICT TAXES	6,143,808.38			Reserves for Receivables	1,052,857.15
RESERVE FOR UNCOLLECTED TAXES	752,921.79			Surplus Dec. 31, 1991	1,445,021.80
EXPENDITURES TOTAL	15,176,203.31			Total	4,002,099.30

1526

Population 1980 1,802
 Population 1990 2,366
 S & P Rating
 Moody Rating BAA

General Tax Rate Per \$100.

1.89

State Equalized Tax Rate

1.72

SEASIDE HEIGHTS BOROUGH - OCEAN CO.

Form of Government

Borough Council

Number of Members - 6

PER CAPITA:

Gross Debt 3,038.73
 Net Debt 1,747.97
 Debt Service 238.74
 Total Tax Levy 2,184.68
 Municipal Expenditures 2,590.90

PER CENT:

Gross Debt 2.29
 Net Debt 1.32
 Tax Levy Collected 82.70
 Tax Levy Cancelled, Abated or Adjusted 1.06

EXPENDITURES		REVENUES-REALIZED		1991 PROPERTY TAX	
GENERAL GOVERNMENT				STATE EQUALIZED TAX RATE	
Governing Body & Public Boards				Local District School Taxes	1,175,674.00
Municipal Clerk	150,022.00	1991 Property Taxes Collected		Regional & Consolidated School Tax	970,480.38
Financial Administration	73,806.00	1991 Payments in Lieu of Taxes		School Taxes in Municipal Budget	
Assessment of Taxes	6,025.00	Delinquent Tax & Lien Collections		County Taxes	1,200,888.16
Collection of Taxes	35,894.00	Business Personality Replacement Taxes		County Library Taxes	94,701.90
Planning, Housing & Development	10,008.00	Taxes from Public Utilities		Local Municipal Purpose Taxes	1,725,301.62
Human Resources	122,109.39	Other Miscellaneous Tax Revenues		Veteran & Senior Citizen Taxes	24,250.00
Elections		State Aid Revenues		Total Taxes for Rate Computation	5,191,296.06
General Administration (other)	759,332.73	Federal Aid Revenues		Special District Taxes	
JUDICIARY		State and Local Fiscal Assistance Act Utilized		Bank Corp. Taxes	
Municipal Courts	221,851.00	Sale of Acquired Property		Added and Omitted Taxes	1,912.38
PUBLIC SAFETY		Other Miscellaneous Revenues		Total Taxes Levied - ABSTRACT	5,168,958.44
Fire Protection	31,619.00	Total		Total Taxes Billed	5,170,941.41
Police Protection	1,622,482.05	Prior Years Surplus Appropriated		1991 TAXES COLLECTED	4,276,433.61
Civil Defense & Disaster Control	30.35	REVENUES TOTAL		1991 Taxes Cancelled, Abated or Adjusted	54,684.93
Environmental Inspection & Control	59,363.00	Reserve For Uncollected Taxes		Transfer to Tax Title Liens or Foreclosed	
Other Public Safety		CAPITAL OUTLAY TOTAL		Balance Outstanding Dec. 31, 1991	839,822.87
PUBLIC WORKS				PRIOR YEARS TAXES OUTSTANDING	
Streets and Drainage	63,820.00	Public Enterprises		Balance January 1, 1991	891,623.68
Sewers and Sewage Processing		Recreation—Culture		Collected in 1991	739,368.92
Garbage and Trash Disposal	270,414.00	Public Works		Cancelled, Abated or Adjusted 1991	
Public Buildings and Grounds	106,807.00	Buildings and Grounds		Transfers to Tax Title Liens or Foreclosed	90,100.02
Other Public Works	79,914.00	Library and Education		Balance December 31, 1991	62,154.74
HEALTH and WELFARE		Conservation		TAX TITLE LIENS OUTSTANDING	
Health Services Except Environmental	39,381.00	All Other		Balance January 1, 1991	194,669.28
Welfare—Public Assistance	6,420.00	CAPITAL DEBT AUTHORIZED, DECEMBER 31, 1991		Transfer From Taxes	104,448.42
Hospital, Clinics, First Aid		ISSUED AND UNISSUED		Redeemed in 1991	161,036.43
Animal, Insect, & Rodent Control	4,340.00	GROSS DEBT		Cancelled, Abated or Adjusted (1991)	4,070.34
Other Welfare Services		NET DEBT		Transfers to Foreclosed Property	
RECREATION and CONSERVATION		SCHOOL		Balance December 31, 1991	134,010.93
Beaches and Boardwalks	313,673.00	Self-Liquidating		PROPERTY ACQUIRED BY DEED OR	
Parks, Playgrounds, Shade Trees	5,316.00	Other		FORECLOSURE	
Land Reclamation & Conservation		Total		Balance January 1, 1991	
Other Recreational Services	900.00	ISSUED AND OUTSTANDING		Transfers From Taxes or Liens	
EDUCATION (excluding schools)		SCHOOL		Sale for Cash (1991)	
Libraries		Self-Liquidating		Cancelled, Abated or Adjusted (1991)	
Other Educational Services		Other		Balance December 31, 1991	
STATUTORY EXPENDITURES		Total		CURRENT FINANCES DECEMBER 31, 1991	
Pensions & F. I. C. A.	221,533.00	EQUALIZED VALUATION BASIS		ASSETS	
Employee Fringe Benefits	360,965.00	FOR NET DEBT COMPUTATION		Cash Dec. 31, 1991	890,847.72
Other Statutory Expenditures		REAL PROPERTY VALUATIONS		Taxes Receivable	901,977.61
CETA And Other Public Employment Programs		Code Class # of Parcels % VAL'N		Tax Title Liens	134,010.93
MUNICIPAL FUNCTIONS TOTAL	4,565,876.02	1 Vacant Land 81 3.03		Foreclosed Property	
CAPITAL IMPROVEMENTS *MEMO*	40,000.00	2 Residential 1584 57.20		Emergencies & Other Deferred Charges	96,054.81
DEBT SERVICE		3 Farm		State and Federal Aid Receivable	23,009.91
Principal Payments	325,000.00	4a Commercial 183 29.48		Other Receivables	138,100.71
Interest Payments	239,361.24	4b Industrial		Total	2,194,001.69
DEFERRED CHARGES	10,560.00	4c Apartments 80 10.30		LIABILITIES, RESERVES, AND SURPLUS	
SCHOOL, COUNTY, SPECIAL DISTRICT TAXES	3,441,744.44	Total 1933		Cash Liabilities	602,905.09
RESERVE FOR UNCOLLECTED TAXES	988,730.37	Land Area .35 Sq. Miles		Reserves for Receivables	1,174,089.25
EXPENDITURES TOTAL	9,571,822.07	Net Valuation Taxable-Municipal		Surplus Dec. 31, 1991	407,007.35
		Net Valuation Taxable-County		Total	2,184,001.69
		State Equalized Valuation			
		State Equalization Ratio			

1527
Population 1980 1,795
Population 1990 1,871
S & P Rating
Moody Rating

General Tax Rate Per \$100. 1.31
State Equalized Tax Rate 1.53

SEASIDE PARK BOROUGH - OCEAN CO.
Form of Government
Borough Council
Number of Members - 6

PER CAPITA:
Gross Debt 1,974.77
Net Debt 1,129.97
Debt Service 121.08
Total Tax Levy 3,389.78
Municipal Expenditures 2,344.57
PER CENT:
Gross Debt .83
Net Debt .47
Tax Levy Collected 90.05
Tax Levy Cancelled, Abated or Adjusted 1.27

EXPENDITURES		REVENUES-REALIZED		1991 PROPERTY TAX	
GENERAL GOVERNMENT		1991 Property Taxes Collected		STATE EQUALIZED TAX RATE	
Governing Body & Public Boards			5,712,732.47	Local District School Taxes	23 971,247.00
Municipal Clerk		1991 Payments in Lieu of Taxes		Regional & Consolidated School Tax	41 1,685,114.98
Financial Administration	52,905.00	Delinquent Tax & Lien Collections	550,306.66	School Taxes in Municipal Budget	
Assessment of Taxes	10,705.00	Business Personalty Replacement Taxes	19,667.28	County Taxes	43 * 1,778,040.39
Collection of Taxes	33,275.00	Taxes from Public Utilities	192,513.00	County Library Taxes	63 140,347.20
Planning, Housing & Development	36,661.00	Other Miscellaneous Tax Revenues		Local Municipal Purpose Taxes	42 1,761,216.00
Human Resources	65,373.00	State Aid Revenues	89,033.69	Veteran & Senior Citizen Taxes	27,500.00
Elections		Federal Aid Revenues		Total Taxes for Rate Computation	1.52 6,363,665.57
General Administration (other)	598,253.00	State and Local Fiscal Assistance Act Utilized		Special District Taxes	
JUDICIARY		State and Local Fiscal Assistance Act Utilized		Bank Corp. Taxes	
Municipal Courts	123,600.00	Sale of Acquired Property		Added and Omitted Taxes	6,316.29
PUBLIC SAFETY		Other Miscellaneous Revenues	1,666,376.58	Total Taxes Levied - ABSTRACT	6,342,281.86
Fire Protection	47,036.00	Total	8,230,629.68	Total Taxes Billed	6,343,844.65
Police Protection	777,303.69	Prior Years Surplus Appropriated	412,256.00	1991 TAXES COLLECTED	5,712,732.47
Civil Defense & Disaster Control	1,550.00	REVENUES TOTAL	8,642,885.68	1991 Taxes Cancelled, Abated or Adjusted	80,808.41
Environmental Inspection & Control	55,100.00	Reserve For Uncollected Taxes	605,000.00	Transfer to Tax Title Liens or Foreclosed	18,615.41
Other Public Safety		CAPITAL OUTLAY TOTAL	519,662.00	Balance Outstanding Dec. 31, 1991	531,688.36
PUBLIC WORKS				PRIOR YEARS TAXES OUTSTANDING	
Streets and Drainage	113,200.00	Public Enterprises	32,834.28	Balance January 1, 1991	559,356.21
Sewers and Sewage Processing		Recreation-Culture	182,385.43	Collected in 1991	515,279.13
Garbage and Trash Disposal	302,975.00	Public Works	228,404.03	Cancelled, Abated or Adjusted 1991	
Public Buildings and Grounds	39,000.00	Buildings and Grounds	76,038.26	Transfers to Tax Title Liens or Foreclosed	25,361.90
Other Public Works	331,700.00	Library and Education		Balance December 31, 1991	18,715.18
HEALTH and WELFARE		Conservation		TAX TITLE LIENS OUTSTANDING	
Health Services Except Environmental	250.00	All Other		Balance January 1, 1991	39,989.27
Welfare-Public Assistance	5,800.00	CAPITAL DEBT AUTHORIZED, DECEMBER 31, 1991		Transfer From Taxes	47,722.71
Hospital, Clinics, First Aid	1,000.00	ISSUED AND UNISSUED		Redeemed in 1991	35,027.53
Animal, Insect, & Rodent Control	3,200.00	School	303,940	Cancelled, Abated or Adjusted (1991)	
Other Welfare Services	150.00	Self-Liquidating	1,276,697	Transfers to Foreclosed Property	
RECREATION and CONSERVATION		Other	2,114,165	Balance December 31, 1991	52,684.45
Beaches and Boardwalks	280,700.00	Total	3,694,802	PROPERTY ACQUIRED BY DEED OR FORECLOSURE	
Parks, Playgrounds, Shade Trees		ISSUED AND OUTSTANDING		Balance January 1, 1991	15,000.00
Land Reclamation & Conservation	57,418.39	School	303,940.12	Transfers From Taxes or Liens	
Other Recreational Services	15,850.00	Self-Liquidating	1,083,817.99	Sale for Cash (1991)	
EDUCATION (excluding schools)		Other	1,560,731.68	Cancelled, Abated or Adjusted (1991)	
Libraries		Total	2,948,489.79	Balance December 31, 1991	15,000.00
Other Educational Services	1,000.00	EQUALIZED VALUATION BASIS		CURRENT FINANCES DECEMBER 31, 1991	
STATUTORY EXPENDITURES		FOR NET DEBT COMPUTATION	445,728.345	ASSETS	
Pensions & F. L. C. A.	269,100.00	REAL PROPERTY VALUATIONS		Cash Dec. 31, 1991	1,562,651.23
Employee Fringe Benefits	309,000.00	Code Class # of Parcels % VAL'N		Taxes Receivable	550,403.54
Other Statutory Expenditures		1 Vacant Land 75 2.37	11,484,100.00	Tax Title Liens	52,684.45
CETA And Other Public Employment Programs		2 Residential 1782 83.94	406,504,100.00	Foreclosed Property	15,000.00
MUNICIPAL FUNCTIONS TOTAL	3,542,155.08	3 Farm		Emergencies & Other Deferred Charges	
CAPITAL IMPROVEMENTS *MEMO*	35,000.00	4a Commercial 100 8.64	41,845,700.00	State and Federal Aid Receivable	966.22
DEBT SERVICE		4b Industrial		Other Receivables	19,696.22
Principal Payments	120,240.54	4c Apartments 69 5.05	24,433,300.00	Total	2,201,401.66
Interest Payments	106,294.55	Total 2026	484,272,200.00	LIABILITIES, RESERVES, AND SURPLUS	
DEFERRED CHARGES	13,000.00	Land Area .60 Sq. Miles		Cash Liabilities	887,322.28
SCHOOL, COUNTY, SPECIAL DISTRICT TAXES	4,574,749.57	Net Valuation Taxable-Municipal	485,223,129	Reserves for Receivables	637,784.21
RESERVE FOR UNCOLLECTED TAXES	605,000.00	Net Valuation Taxable-County	479,042,746	Surplus Dec. 31, 1991	676,295.17
EXPENDITURES TOTAL	8,961,439.74	State Equalized Valuation	415,390,125	Total	2,201,401.66
		State Equalization Ratio	116.85		

0909

Population 1980 13,719
 Population 1990 14,061
 S & P Rating AA-
 Moody Rating AA

General Tax Rate Per \$100.

1.69

State Equalized Tax Rate

1.77

SECAUCUS TOWN - HUDSON COUNTY

Form of Government

Town Council

Number of Members - 7

PER CAPITA:

Gross Debt 789.31
 Net Debt 724.66
 Debt Service 146.08
 Total Tax Levy 3,157.02
 Municipal Expenditures 1,811.24

PER CENT:

Gross Debt .46
 Net Debt .42
 Tax Levy Collected 96.20
 Tax Levy Cancelled, Abated or Adjusted .40

EXPENDITURES		REVENUES-REALIZED		1991 PROPERTY TAX	
GENERAL GOVERNMENT		1991 Property Taxes Collected		STATE EQUALIZED TAX RATE	
Governing Body & Public Boards	92,500.00	1991 Payments in Lieu of Taxes		Local District School Taxes	.46
Municipal Clerk		Delinquent Tax & Lien Collections		Regional & Consolidated School Tax	
Financial Administration	254,053.62	Business Personalty Replacement Taxes		School Taxes in Municipal Budget	
Assessment of Taxes	3,175,975.00	Taxes from Public Utilities		County Taxes	.57
Collection of Taxes	87,035.20	Other Miscellaneous Tax Revenues		County Library Taxes	
Planning, Housing & Development	18,300.00	State Aid Revenues		Local Municipal Purpose Taxes	.74
Human Resources	245,650.00	Federal Aid Revenues		Veteran & Senior Citizen Taxes	
Elections	15,950.00	State and Local Fiscal Assistance Act Utilized		Total Taxes for Rate Computation	1.77
General Administration (other)	1,819,471.75	Sale of Acquired Property		Special District Taxes	
JUDICIARY		Other Miscellaneous Revenues		Bank Corp. Taxes	
Municipal Courts	197,088.76	Total		Added and Omitted Taxes	
PUBLIC SAFETY		Prior Years Surplus Appropriated		Total Taxes Levied - ABSTRACT	134,073.53
Fire Protection	374,598.07	REVENUES TOTAL		1991 Taxes Collected, Abated or Adjusted	44,390,855.09
Police Protection	4,259,916.04	Reserve For Uncollected Taxes		Transfer to Tax Title Liens or Foreclosed	44,403,351.42
Civil Defense & Disaster Control	11,029.00	CAPITAL OUTLAY TOTAL		Balance Outstanding Dec. 31, 1991	42,713,872.65
Environmental Inspection & Control	168,203.00	Public Enterprises		PRIOR YEARS TAXES OUTSTANDING	
Other Public Safety		Recreation-Culture		Balance January 1, 1991	1,247,982.62
PUBLIC WORKS		Public Works		Collected in 1991	690,535.70
Streets and Drainage	1,329,990.70	Buildings and Grounds		Cancelled, Abated or Adjusted 1991	32,435.52
Sewers and Sewage Processing	4,567,602.30	Library and Education		Transfers to Tax Title Liens or Foreclosed	8,916.31
Garbage and Trash Disposal	710,686.97	Conservation		Balance December 31, 1991	516,095.09
Public Buildings and Grounds	627,385.00	All Other		TAX TITLE LIENS OUTSTANDING	
Other Public Works		CAPITAL DEBT AUTHORIZED, DECEMBER 31, 1991		Balance January 1, 1991	158,886.02
HEALTH and WELFARE		ISSUED AND UNISSUED GROSS DEBT NET DEBT		Transfer From Taxes	46,474.59
Health Services Except Environmental	250,520.00	School 909,000		Redeemed in 1991	94,885.75
Welfare-Public Assistance	20,000.00	Self-Liquidating		Cancelled, Abated or Adjusted (1991)	
Hospital, Clinics, First Aid		Other 10,189,466		Transfers to Foreclosed Property	
Animal, Insect, & Rodent Control	9,425.00	Total 11,098,466		Balance December 31, 1991	110,474.86
Other Welfare Services	131,515.90	ISSUED AND OUTSTANDING		PROPERTY ACQUIRED BY DEED OR FORECLOSURE	
RECREATION and CONSERVATION		School 909,000.00		Balance January 1, 1991	
Beaches and Boardwalks		Self-Liquidating		Transfers From Taxes or Liens	
Parks, Playgrounds, Shade Trees	220,683.00	Other 9,009,000.00		Sale for Cash (1991)	
Land Reclamation & Conservation		Total 9,918,000.00		Cancelled, Abated or Adjusted (1991)	
Other Recreational Services	138,917.00	EQUALIZED VALUATION BASIS		Balance December 31, 1991	
EDUCATION (excluding schools)		FOR NET DEBT COMPUTATION		CURRENT FINANCES DECEMBER 31, 1991	
Libraries	734,476.00	REAL PROPERTY VALUATIONS		ASSETS	
Other Educational Services		Code Class # of Parcels % VAL'N ASSESSED VALUATION		Cash Dec. 31, 1991	8,553,003.47
STATUTORY EXPENDITURES		1 Vacant Land 164 5.16 133,939,100.00		Taxes Receivable	1,994,397.41
Pensions & F. I. C. A.	978,813.08	2 Residential 4337 29.12 756,581,500.00		Tax Title Liens	110,474.86
Employee Fringe Benefits	1,274,916.00	3 Farm 210 26.81 696,668,400.00		Foreclosed Property	
Other Statutory Expenditures		4a Commercial 161 38.15 991,320,900.00		Emergencies & Other Deferred Charges	53,800.00
CETA And Other Public Employment Programs		4b Industrial 12 .76 19,724,200.00		State and Federal Aid Receivable	356,901.30
MUNICIPAL FUNCTIONS TOTAL	21,714,756.39	4c Apartments 4884 2,598,234,100.00		Other Receivables	
CAPITAL IMPROVEMENTS *MEMO*	100.00	Total Land Area 5.80 Sq. Miles		Total	11,068,577.04
DEBT SERVICE		Net Valuation Taxable-Municipal		LIABILITIES, RESERVES, AND SURPLUS	
Principal Payments	1,173,000.00	Net Valuation Taxable-County		Cash Liabilities	7,456,173.04
Interest Payments	876,049.25	State Equalized Valuation		Reserves for Receivables	2,104,872.27
TYPE I SCHL DEBT *MEMO	41,950.00	State Equalization Ratio		Surplus Dec. 31, 1991	1,507,531.73
DEFERRED CHARGES	119,029.10			Total	11,068,577.04
SCHOOL COUNTY, SPECIAL DISTRICT TAXES	25,722,379.18				
RESERVE FOR UNCOLLECTED TAXES	1,580,000.00				
EXPENDITURES TOTAL	51,190,213.92				

0332

Population 1980 4,537
 Population 1990 5,765
 S & P Rating
 Moody Rating

General Tax Rate Per \$100.

1.78

State Equalized Tax Rate

1.82

SHAMONG TOWNSHIP - BURLINGTON CO.

Form of Government
 Township Committee
 Number of Members - 3

PER CAPITA:

Gross Debt 1,442.55
 Net Debt 135.28
 Debt Service 13.53
 Total Tax Levy 935.84
 Municipal Expenditures 220.11

PER CENT:

Gross Debt 2.94
 Net Debt .28
 Tax Levy Collected 94.90
 Tax Levy Cancelled, Abated or Adjusted .73

EXPENDITURES		REVENUES-REALIZED		1991 PROPERTY TAX	
GENERAL GOVERNMENT		1991 Property Taxes Collected		STATE EQUALIZED TAX RATE	
Governing Body & Public Boards			5,121,724.00	Local District School Taxes	2,805,158.00
Municipal Clerk				Regional & Consolidated School Tax	793,147.54
Financial Administration	26,225.00	Delinquent Tax & Lien Collections	292,829.00	School Taxes in Municipal Budget	
Assessment of Taxes	16,950.00	Business Personalty Replacement Taxes	12,908.00	County Taxes	1,604,738.68
Collection of Taxes	43,327.00	Taxes from Public Utilities	241,612.00	County Library Taxes	99,299.33
Planning, Housing & Development	18,753.00	Other Miscellaneous Tax Revenues		Local Municipal Purpose Taxes	
Human Resources	13,002.00	State Aid Revenues	258,114.00	Veteran & Senior Citizen Taxes	19,250.00
Elections		Federal Aid Revenues		Total Taxes for Rate Computation	5,321,593.55
General Administration (other)	203,406.00	State and Local Fiscal Assistance Act Utilized		Special District Taxes	
JUDICIARY		Sale of Acquired Property		Bank Corp. Taxes	
Municipal Courts	43,258.00	Other Miscellaneous Revenues	292,931.00	Added and Omitted Taxes	92,796.00
PUBLIC SAFETY		Total	6,220,118.00	Total Taxes Levied - ABSTRACT	5,395,139.55
Fire Protection	38,500.00	Prior Years Surplus Appropriated	275,836.00	Total Taxes Billed	5,396,896.00
Police Protection	35,000.00	REVENUES TOTAL	6,495,954.00	1991 TAXES COLLECTED	5,121,724.00
Civil Defense & Disaster Control	4,147.00	Reserve For Uncollected Taxes	500,422.00	1991 Taxes Cancelled, Abated or Adjusted	39,396.00
Environmental Inspection & Control	29,758.00	CAPITAL OUTLAY TOTAL	99,537.00	Transfer to Tax Title Liens or Foreclosed	27,733.00
Other Public Safety				Balance Outstanding Dec. 31, 1991	208,043.00
PUBLIC WORKS				PRIOR YEARS TAXES OUTSTANDING	
Streets and Drainage	120,300.00	Public Enterprises		Balance January 1, 1991	294,459.00
Sewers and Sewage Processing		Recreation—Culture		Collected in 1991	285,817.00
Garbage and Trash Disposal		Public Works	99,537.00	Cancelled, Abated or Adjusted 1991	7,233.00
Public Buildings and Grounds	16,500.00	Buildings and Grounds		Transfers to Tax Title Liens or Foreclosed	56.00
Other Public Works		Library and Education		Balance December 31, 1991	1,353.00
HEALTH and WELFARE		Conservation		TAX TITLE LIENS OUTSTANDING	
Health Services Except Environmental	589.00	All Other		Balance January 1, 1991	105,843.00
Welfare—Public Assistance	2,576.00	CAPITAL DEBT AUTHORIZED, DECEMBER 31, 1991		Transfer From Taxes	29,061.00
Hospital, Clinics, First Aid		ISSUED AND UNISSUED		Redeemed in 1991	7,012.00
Animal, Insect, & Rodent Control	5,000.00	School	7,536,409	Cancelled, Abated or Adjusted (1991)	
Other Welfare Services	200.00	Self-Liquidating		Transfers to Foreclosed Property	
RECREATION and CONSERVATION		Other	779,910	Balance December 31, 1991	127,892.00
Beaches and Boardwalks		Total	8,316,319	PROPERTY ACQUIRED BY DEED OR FORECLOSURE	
Parks, Playgrounds, Shade Trees	15,000.00	ISSUED AND OUTSTANDING		Balance January 1, 1991	401,025.00
Land Reclamation & Conservation	5,000.00	School	7,536,409.01	Transfers From Taxes or Liens	
Other Recreational Services	500.00	Self-Liquidating		Sale for Cash (1991)	
EDUCATION (excluding schools)		Other	266,400.00	Cancelled, Abated or Adjusted (1991)	
Libraries		Total	7,802,809.01	Balance December 31, 1991	401,025.00
Other Educational Services		EQUALIZED VALUATION BASIS		CURRENT FINANCES DECEMBER 31, 1991	
STATUTORY EXPENDITURES		FOR NET DEBT COMPUTATION	283,252,112	ASSETS	
Pensions & F. L. C. A.	30,495.00	REAL PROPERTY VALUATIONS		Cash Dec. 31, 1991	2,728,834.00
Employee Fringe Benefits		Code Class # of Parcels % VAL'N		Taxes Receivable	209,396.00
Other Statutory Expenditures	750.00	1 Vacant Land 421 5.16	15,247,100.00	Tax Title Liens	127,892.00
CETA And Other Public Employment Programs		2 Residential 1560 88.47	261,537,800.00	Foreclosed Property	401,025.00
MUNICIPAL FUNCTIONS TOTAL	674,236.00	3 Farm 237 2.95	8,716,450.00	Emergencies & Other Deferred Charges	17,500.00
CAPITAL IMPROVEMENTS *ME 40*		4a Commercial 46 2.38	8,525,350.00	State and Federal Aid Receivable	2,219.00
DEBT SERVICE		4b Industrial 6 .54	1,586,700.00	Other Receivables	15,628.00
Principal Payments	78,000.00	4c Apartments		Total	3,502,494.00
Interest Payments		Total 2270	295,613,400.00	LIABILITIES, RESERVES, AND SURPLUS	
DEFERRED CHARGES	16,250.00	Land Area 46.61 Sq. Miles		Cash Liabilities	1,072,812.00
SCHOOL, COUNTY, SPECIAL DISTRICT TAXES	5,302,343.55	Net Valuation Taxable—Municipal	298,150,570	Reserves for Receivables	753,941.00
RESERVE FOR UNCOLLECTED TAXES	500,422.00	Net Valuation Taxable—County	296,802,021	Surplus Dec. 31, 1991	1,675,741.00
EXPENDITURES TOTAL	6,571,251.55	State Equalized Valuation	291,306,731	Total	3,502,494.00
		State Equalization Ratio	102.37		

0611
Population 1980 604
Population 1990 408
S & P Rating
Moody Rating

General Tax Rate Per \$100. 2.99
State Equalized Tax Rate 2.21

SHILOH BOROUGH - CUMBERLAND CO.
Form of Government
Borough Council
Number of Members - 6

PER CAPITA:
Gross Debt 304.40
Net Debt
Debt Service
Total Tax Levy 786.05
Municipal Expenditures 395.74
PER CENT:
Gross Debt .95
Net Debt
Tax Levy Collected 88.54
Tax Levy Cancelled, Abated or Adjusted

EXPENDITURES		REVENUES-REALIZED		1991 PROPERTY TAX	
GENERAL GOVERNMENT				STATE EQUALIZED TAX RATE	
Governing Body & Public Boards		1991 Property Taxes Collected	285,496.12	Local District School Taxes	110,838.00
Municipal Clerk		1991 Payments in Lieu of Taxes		Regional & Consolidated School Tax	45,826.31
Financial Administration	4,884.80	Delinquent Tax & Lien Collections	40,187.92	School Taxes in Municipal Budget	
Assessment of Taxes	1,850.00	Business Personalty Replacement Taxes	4,597.84	County Taxes	132,077.19 *
Collection of Taxes	2,000.00	Taxes from Public Utilities	19,093.00	County Library Taxes	
Planning, Housing & Development	3,770.77	Other Miscellaneous Tax Revenues		Local Municipal Purpose Taxes	31,966.36
Human Resources	4,631.00	State Aid Revenues	43,501.00	Veteran & Senior Citizen Taxes	9,100.00
Elections		Federal Aid Revenues		Total Taxes for Rate Computation	329,807.86
General Administration (other)	25,782.00	State and Local Fiscal Assistance Act Utilized		Special District Taxes	
JUDICIARY		Sale of Acquired Property		Bank Corp. Taxes	
Municipal Courts	1,350.00	Other Miscellaneous Revenues	20,996.26	Added and Omitted Taxes	
PUBLIC SAFETY		Total	413,872.14	Total Taxes Levied - ABSTRACT	320,707.86
Fire Protection	3,185.20	Prior Years Surplus Appropriated	30,500.00	Total Taxes Billed	322,460.05
Police Protection		REVENUES TOTAL	444,372.14	1991 TAXES COLLECTED	285,496.12
Civil Defense & Disaster Control	200.00	Reserve For Uncollected Taxes	43,129.00	1991 Taxes Cancelled, Abated or Adjusted	
Environmental Inspection & Control	1,250.00			Transfer to Tax Title Liens or Foreclosed	
Other Public Safety				Balance Outstanding Dec. 31, 1991	36,963.93
PUBLIC WORKS		CAPITAL OUTLAY TOTAL		PRIOR YEARS TAXES OUTSTANDING	
Streets and Drainage	32,596.00	Public Enterprises		Balance January 1, 1991	40,187.92
Sewers and Sewage Processing	6,752.50	Recreation—Culture		Collected in 1991	40,187.92
Garbage and Trash Disposal	29,000.00	Public Works		Cancelled, Abated or Adjusted 1991	
Public Buildings and Grounds		Buildings and Grounds		Transfers to Tax Title Liens or Foreclosed	
Other Public Works		Library and Education		Balance December 31, 1991	
HEALTH and WELFARE		Conservation		TAX TITLE LIENS OUTSTANDING	
Health Services Except Environmental	179.23	All Other		Balance January 1, 1991	
Welfare—Public Assistance	1,000.00			Transfer From Taxes	
Hospital, Clinics, First Aid		CAPITAL DEBT AUTHORIZED, DECEMBER 31, 1991		Redeemed in 1991	
Animal, Insect, & Rodent Control	300.00	ISSUED AND UNISSUED GROSS DEBT NET DEBT		Cancelled, Abated or Adjusted (1991)	
Other Welfare Services		School 124,194		Transfers to Foreclosed Property	
RECREATION and CONSERVATION		Self-Liquidating		Balance December 31, 1991	
Beaches and Boardwalks		Other		PROPERTY ACQUIRED BY DEED OR	
Parks, Playgrounds, Shade Trees		Total 124,194		FORECLOSURE	
Land Reclamation & Conservation				Balance January 1, 1991	
Other Recreational Services		ISSUED AND OUTSTANDING		Transfers From Taxes or Liens	
EDUCATION (excluding schools)		School 124,194.49		Sale for Cash (1991)	
Libraries		Self-Liquidating		Cancelled, Abated or Adjusted (1991)	
Other Educational Services		Other		Balance December 31, 1991	
STATUTORY EXPENDITURES		Total 124,194.49		CURRENT FINANCES DECEMBER 31, 1991	
Pensions & F. I. C. A.	500.00	EQUALIZED VALUATION BASIS		ASSETS	
Employee Fringe Benefits		FOR NET DEBT COMPUTATION	13,034,869	Cash Dec. 31, 1991	78,202.59
Other Statutory Expenditures	100.00	REAL PROPERTY VALUATIONS		Taxes Receivable	36,963.93
CETA And Other Public Employment Programs		Code Class # of Parcels % VAL'N		Tax Title Liens	
MUNICIPAL FUNCTIONS TOTAL	113,331.50	1 Vacant Land 15 1.27	134,825.00	Foreclosed Property	
CAPITAL IMPROVEMENTS * MEMO *	15,000.00	2 Residential 165 78.12	8,283,300.00	Emergencies & Other Deferred Charges	1,595.29
DEBT SERVICE		3 Farm 30 13.52	1,443,741.00	State and Federal Aid Receivable	
Principal Payments		4a Commercial 16 6.88	729,100.00	Other Receivables	20,933.12
Interest Payments		4b Industrial		Total	137,694.93
		4c Apartments 1 .12	12,900.00	LIABILITIES, RESERVES, AND SURPLUS	
		Total 227	10,603,866.00	Cash Liabilities	27,362.08
DEFERRED CHARGES		Land Area 1.18 Sq. Miles		Reserves for Receivables	57,897.05
SCHOOL, COUNTY, SPECIAL DISTRICT TAXES	283,741.50	Net Valuation Taxable-Municipal	10,726,617	Surplus Dec. 31, 1991	52,435.80
RESERVE FOR UNCOLLECTED TAXES	43,129.00	Net Valuation Taxable-County	13,736,779	Total	137,694.93
EXPENDITURES TOTAL	453,202.00	State Equalized Valuation	14,456,174		
		State Equalization Ratio	73.98		

1528

Population 1980 1,427
 Population 1990 1,352
 S & P Rating
 Moody Rating

General Tax Rate Per \$100.

1.25

State Equalized Tax Rate

1.30

SHIP BOTTOM BOROUGH - OCEAN COUNTY

Form of Government
 Borough Council
 Number of Members - 6

PER CAPITA:

Gross Debt 1,690.20
 Net Debt 1,433.08
 Debt Service 157.86
 Total Tax Levy 3,455.98
 Municipal Expenditures 2,562.15

PER CENT:

Gross Debt .59
 Net Debt .50
 Tax Levy Collected 94.59
 Tax Levy Cancelled, Abated or Adjusted .56

EXPENDITURES		REVENUES-REALIZED		1991 PROPERTY TAX	
GENERAL GOVERNMENT		1991 Property Taxes Collected		STATE EQUALIZED TAX RATE	
Governing Body & Public Boards		1991 Payments in Lieu of Taxes		Local District School Taxes	
Municipal Clerk		Delinquent Tax & Lien Collections		Regional & Consolidated School Tax	
Financial Administration		Business Personalty Replacement Taxes		School Taxes in Municipal Budget	
Assessment of Taxes		Taxes from Public Utilities		County Taxes	
Collection of Taxes		Other Miscellaneous Tax Revenues		County Library Taxes	
Planning, Housing & Development		State Aid Revenues		Local Municipal Purpose Taxes	
Human Resources		Federal Aid Revenues		Veteran & Senior Citizen Taxes	
Elections		State and Local Fiscal Assistance Act Utilized		Total Taxes for Rate Computation	
General Administration (other)		Sale of Acquired Property		Special District Taxes	
JUDICIARY		Other Miscellaneous Revenues		Bank Corp. Taxes	
Municipal Courts		Total		Added and Omitted Taxes	
PUBLIC SAFETY		Prior Years Surplus Appropriated		Total Taxes Levied - ABSTRACT	
Fire Protection		REVENUES		Total Taxes Billed	
Police Protection		Reserve For Uncollected Taxes		1991 TAXES COLLECTED	
Civil Defense & Disaster Control		CAPITAL OUTLAY		1991 Taxes Cancelled, Abated or Adjusted	
Environmental Inspection & Control		TOTAL		Transfer to Tax Title Liens or Foreclosed	
Other Public Safety		Public Enterprises		Balance Outstanding Dec. 31, 1991	
PUBLIC WORKS		Recreation-Culture		PRIOR YEARS TAXES OUTSTANDING	
Streets and Drainage		Public Works		Balance January 1, 1991	
Sewers and Sewage Processing		Buildings and Grounds		Collected in 1991	
Garbage and Trash Disposal		Library and Education		Cancelled, Abated or Adjusted 1991	
Public Buildings and Grounds		Conservation		Transfers to Tax Title Liens or Foreclosed	
Other Public Works		All Other		Balance December 31, 1991	
HEALTH and WELFARE		CAPITAL DEBT AUTHORIZED, DECEMBER 31, 1991		TAX TITLE LIENS OUTSTANDING	
Health Services Except Environmental		ISSUED AND UNISSUED		Balance January 1, 1991	
Welfare-Public Assistance		GROSS DEBT		Transfer From Taxes	
Hospital, Clinics, First Aid		NET DEBT		Redeemed in 1991	
Animal, Insect, & Rodent Control		School		Cancelled, Abated or Adjusted (1991)	
Other Welfare Services		Self-Liquidating		Transfers to Foreclosed Property	
RECREATION and CONSERVATION		Other		Balance December 31, 1991	
Beaches and Boardwalks		Total		PROPERTY ACQUIRED BY DEED OR FORECLOSURE	
Parks, Playgrounds, Shade Trees		ISSUED AND OUTSTANDING		Balance January 1, 1991	
Land Reclamation & Conservation		School		Transfers From Taxes or Liens	
Other Recreational Services		Self-Liquidating		Sale for Cash (1991)	
EDUCATION (excluding schools)		Other		Cancelled, Abated or Adjusted (1991)	
Libraries		Total		Balance December 31, 1991	
Other Educational Services		EQUALIZED VALUATION BASIS		CURRENT FINANCES DECEMBER 31, 1991	
STATUTORY EXPENDITURES		FOR NET DEBT COMPUTATION		ASSETS	
Pensions & F. L. C. A.		REAL PROPERTY VALUATIONS		Cash Dec. 31, 1991	
Employee Fringe Benefits		Code Class # of Parcels % VAL'N		Taxes Receivable	
Other Statutory Expenditures		ASSESSED VALUATION		Tax Title Liens	
CETA And Other Public Employment Programs		1 Vacant Land 115 4.11		Foreclosed Property	
MUNICIPAL FUNCTIONS		2 Residential 1668 79.35		Emergencies & Other Deferred Charges	
CAPITAL IMPROVEMENTS		3 Farm		State and Federal Aid Receivable	
DEBT SERVICE		4a Commercial 155 15.12		Other Receivables	
Principal Payments		4b Industrial		Total	
Interest Payments		4c Apartments 11 1.42		LIABILITIES, RESERVES, AND SURPLUS	
DEFERRED CHARGES		Total 1949		Cash Liabilities	
SCHOOL, COUNTY, SPECIAL DISTRICT TAXES		Land Area .71 Sq. Miles		Reserves for Receivables	
RESERVE FOR UNCOLLECTED TAXES		Net Valuation Taxable-Municipal		Surplus Dec. 31, 1991	
EXPENDITURES		Net Valuation Taxable-County		Total	
TOTAL		State Equalized Valuation			
		State Equalization Ratio			

1345
 Population 1980 2,962
 Population 1990 3,096
 S & P Rating
 Moody Rating A
 General Tax Rate Per \$100. 1.82
 State Equalized Tax Rate 1.94

SHREWSBURY BORO. - MONMOUTH CO.
 Form of Government
 Borough Council
 Number of Members - 6

PER CAPITA:
 Gross Debt 1,782.63
 Net Debt 1,182.12
 Debt Service 256.35
 Total Tax Levy 2,581.95
 Municipal Expenditures 1,324.88
 PER CENT:
 Gross Debt 1.36
 Net Debt .90
 Tax Levy Collected 95.85
 Tax Levy Cancelled, Abated or Adjusted

EXPENDITURES		REVENUES-REALIZED		1991 PROPERTY TAX	
GENERAL GOVERNMENT		1991 Property Taxes Collected		STATE EQUALIZED TAX RATE	
Governing Body & Public Boards		1991 Payments in Lieu of Taxes	7,661,652.92	Local District School Taxes	.65
Municipal Clerk		Delinquent Tax & Lien Collections	188,303.07	Regional & Consolidated School Tax	.39
Financial Administration	18,515.00	Business Personalty Replacement Taxes	88,329.76	School Taxes in Municipal Budget	
Assessment of Taxes	29,605.00	Taxes from Public Utilities	301,314.00	County Taxes	.41
Collection of Taxes	69,300.00	Other Miscellaneous Tax Revenues		County Library Taxes	.02
Planning, Housing & Development	35,320.00	State Aid Revenues	155,167.53	Local Municipal Purpose Taxes	.47
Human Resources	32,984.00	Federal Aid Revenues		Veteran & Senior Citizen Taxes	
Elections		State and Local Fiscal Assistance Act Utilized		Total Taxes for Rate Computation	1.94
General Administration (other)	384,794.00	Sale of Acquired Property		Special District Taxes	
JUDICIARY		Other Miscellaneous Revenues	505,114.84	Bank Corp. Taxes	
Municipal Courts	61,855.00	Prior Years Surplus Appropriated	1,064,148.00	Added and Omitted Taxes	
PUBLIC SAFETY		REVENUES TOTAL	9,964,030.12	Total Taxes Levied - ABSTRACT	7,993,719.20
Fire Protection	80,556.70	Reserve For Uncollected Taxes	442,902.00	Total Taxes Billed	7,993,719.20
Police Protection	823,259.53	CAPITAL OUTLAY TOTAL	175,048.40	1991 TAXES COLLECTED	7,661,652.92
Civil Defense & Disaster Control	16,000.00	Public Enterprises		1991 Taxes Cancelled, Abated or Adjusted	
Environmental Inspection & Control	31,920.00	Recreation—Culture	33,881.48	Transfer to Tax Title Liens or Foreclosed	
Other Public Safety		Public Works	129,292.76	Balance Outstanding Dec. 31, 1991	332,066.28
PUBLIC WORKS		Buildings and Grounds	11,874.16	PRIOR YEARS TAXES OUTSTANDING	
Streets and Drainage	315,635.00	Library and Education		Balance January 1, 1991	300,870.29
Sewers and Sewage Processing	32,500.00	Conservation		Collected in 1991	188,303.07
Garbage and Trash Disposal	236,835.00	All Other		Cancelled, Abated or Adjusted 1991	
Public Buildings and Grounds	10,150.00	CAPITAL DEBT AUTHORIZED, DECEMBER 31, 1991		Transfers to Tax Title Liens or Foreclosed	
Other Public Works	36,000.00	ISSUED AND UNISSUED		Balance December 31, 1991	112,567.22
HEALTH and WELFARE		School	1,859,174	TAX TITLE LIENS OUTSTANDING	
Health Services Except Environmental	22,326.00	Self-Liquidating		Balance January 1, 1991	317.49
Welfare-Public Assistance	22,875.00	Other	3,659,850	Transfer From Taxes	
Hospital, Clinics, First Aid		Total	5,519,024	Redeemed in 1991	
Animal, Insect, & Rodent Control		ISSUED AND OUTSTANDING		Cancelled, Abated or Adjusted (1991)	
Other Welfare Services		School	1,859,174.00	Transfers to Foreclosed Property	
RECREATION and CONSERVATION		Self-Liquidating		Balance December 31, 1991	317.49
Beaches and Boardwalks		Other	3,239,000.00	PROPERTY ACQUIRED BY DEED OR	
Parks, Playgrounds, Shade Trees	5,000.00	Total	5,098,174.00	FORECLOSURE	
Land Reclamation & Conservation	600.00	EQUALIZED VALUATION BASIS		Balance January 1, 1991	
Other Recreational Services	5,500.00	FOR NET DEBT COMPUTATION	405,292,635	Transfers From Taxes or Liens	
EDUCATION (excluding schools)		REAL PROPERTY VALUATIONS		Sale for Cash (1991)	
Libraries		Code Class # of Parcels % VAL'N	ASSESSED VALUATION	Cancelled, Abated or Adjusted (1991)	
Other Educational Services		1 Vacant Land 132 3.99	17,220,900.00	Balance December 31, 1991	
STATUTORY EXPENDITURES		2 Residential 1093 55.94	241,480,200.00	CURRENT FINANCES DECEMBER 31, 1991	
Pensions & F. I. C. A.	190,100.00	3 Farm 2 .10	420,600.00	ASSETS	
Employee Fringe Benefits	307,500.00	4a Commercial 165 39.97	172,521,700.00	Cash Dec. 31, 1991	2,598,940.40
Other Statutory Expenditures		4b Industrial		Taxes Receivable	444,633.50
CETA And Other Public Employment Programs		4c Apartments		Tax Title Liens	317.49
MUNICIPAL FUNCTIONS TOTAL	2,818,130.23	Total 1392	431,643,400.00	Foreclosed Property	
CAPITAL IMPROVEMENTS *MEMO*	25,000.00	Land Area 2.30 Sq. Miles		Emergencies & Other Deferred Charges	14,000.00
DEBT SERVICE		Net Valuation Taxable-Municipal	434,945,860	State and Federal Aid Receivable	
Principal Payments	555,000.00	Net Valuation Taxable-County	419,830,175	Other Receivables	6,137.22
Interest Payments	239,670.00	State Equalized Valuation	403,639,487	Total	3,064,028.61
DEFERRED CHARGES	47,127.50	State Equalization Ratio	106.49	LIABILITIES, RESERVES, AND SURPLUS	
SCHOOL, COUNTY, SPECIAL DISTRICT TAXES	5,990,772.36			Cash Liabilities	1,630,380.96
RESERVE FOR UNCOLLECTED TAXES	442,902.00			Reserves for Receivables	451,088.21
EXPENDITURES TOTAL	10,092,602.59			Surplus Dec. 31, 1991	982,559.44
				Total	3,064,028.61

1346

Population 1980 995
 Population 1990 1,098
 S & P Rating
 Moody Rating

General Tax Rate Per \$100.

2.76

State Equalized Tax Rate

2.74

SHREWSBURY TWP. - MONMOUTH CO.

Form of Government
 Township Committee
 Number of Members - 3

PER CAPITA:

Gross Debt 194.32
 Net Debt 194.32
 Debt Service 32.59
 Total Tax Levy 807.29
 Municipal Expenditures 560.25

PER CENT:

Gross Debt .65
 Net Debt .65
 Tax Levy Collected 99.69
 Tax Levy Cancelled, Abated
 or Adjusted

EXPENDITURES		REVENUES-REALIZED		1991 PROPERTY TAX	
GENERAL GOVERNMENT				STATE EQUALIZED TAX RATE	
Governing Body & Public Boards	37,000.00	1991 Property Taxes Collected	383,683.39	Local District School Taxes	317,595.28
Municipal Clerk		1991 Payments in Lieu of Taxes		Regional & Consolidated School Tax	111,064.04
Financial Administration	15,769.88	Delinquent Tax & Lien Collections		School Taxes in Municipal Budget	
Assessment of Taxes	5,883.00	Business Personality Replacement Taxes	749.00	County Taxes	130,927.69
Collection of Taxes	4,413.00	Taxes from Public Utilities	35,842.00	County Library Taxes	4,838.33
Planning, Housing & Development		Other Miscellaneous Tax Revenues		Local Municipal Purpose Taxes	321,375.00
Human Resources	4,631.00	State Aid Revenues	110,803.01	Veteran & Senior Citizen Taxes	4,650.00
Elections	1,445.00	Federal Aid Revenues		Total Taxes for Rate Computation	891,050.34
General Administration (other)	129,187.00	State and Local Fiscal Assistance Act Utilized		Special District Taxes	
JUDICIARY		Sale of Acquired Property		Bank Corp. Taxes	
Municipal Courts	6,800.00	Other Miscellaneous Revenues	31,102.14	Added and Omitted Taxes	
PUBLIC SAFETY		Total	1,062,179.54	Total Taxes Levied - ABSTRACT	886,400.34
Fire Protection	6,242.00	Prior Years Surplus Appropriated	143,511.00	Total Taxes Billed	886,400.34
Police Protection	2,200.00	REVENUES TOTAL	1,205,690.54	1991 TAXES COLLECTED	883,683.39
Civil Defense & Disaster Control	2,500.00	Reserve For Uncollected Taxes	12,456.00	1991 Taxes Cancelled, Abated or Adjusted	
Environmental Inspection & Control	6,390.00	CAPITAL OUTLAY TOTAL	25,158.28	Transfer to Tax Title Liens or Foreclosed	
Other Public Safety				Balance Outstanding Dec. 31, 1991	2,716.95
PUBLIC WORKS				PRIOR YEARS TAXES OUTSTANDING	
Streets and Drainage	53,195.00	Public Enterprises		Balance January 1, 1991	7,495.08
Sewers and Sewage Processing	76,414.00	Recreation-Culture		Collected in 1991	7,495.08
Garbage and Trash Disposal	95,200.00	Public Works	24,808.28	Cancelled, Abated or Adjusted 1991	
Public Buildings and Grounds	23,600.00	Buildings and Grounds	350.00	Transfers to Tax Title Liens or Foreclosed	
Other Public Works		Library and Education		Balance December 31, 1991	
HEALTH and WELFARE		Conservation		TAX TITLE LIENS OUTSTANDING	
Health Services Except Environmental	9,742.00	All Other		Balance January 1, 1991	
Welfare-Public Assistance		CAPITAL DEBT AUTHORIZED, DECEMBER 31, 1991		Transfer From Taxes	
Hospital, Clinics, First Aid		ISSUED AND UNISSUED		Redeemed in 1991	
Animal, Insect, & Rodent Control	1,000.00	School		Cancelled, Abated or Adjusted (1991)	
Other Welfare Services		Self-Liquidating		Transfers to Foreclosed Property	
RECREATION and CONSERVATION		Other	213,361	Balance December 31, 1991	
Beaches and Boardwalks		Total	213,361	PROPERTY ACQUIRED BY DEED OR	
Parks, Playgrounds, Shade Trees	6,590.00	ISSUED AND OUTSTANDING		FORECLOSURE	
Land Reclamation & Conservation	39,340.13	School		Balance January 1, 1991	
Other Recreational Services	1,800.00	Self-Liquidating		Transfers From Taxes or Liens	
EDUCATION (excluding schools)		Other	121,550.00	Sale for Cash (1991)	
Libraries		Total	121,550.00	Cancelled, Abated or Adjusted (1991)	
Other Educational Services		EQUALIZED VALUATION BASIS		Balance December 31, 1991	
STATUTORY EXPENDITURES		FOR NET DEBT COMPUTATION	32,942,139	CURRENT FINANCES DECEMBER 31, 1991	
Pensions & F. L. C. A.	13,400.22	REAL PROPERTY VALUATIONS		ASSETS	
Employee Fringe Benefits		Code Class # of Parcels % VAL'N		Cash Dec. 31, 1991	194,699.61
Other Statutory Expenditures	500.00	1 Vacant Land 1 .41	133,200.00	Taxes Receivable	2,716.95
CETA And Other Public Employment Programs		2 Residential 122 33.39	10,718,400.00	Tax Title Liens	
MUNICIPAL FUNCTIONS TOTAL	548,242.23	3 Farm		Foreclosed Property	
CAPITAL IMPROVEMENTS *MEMO*	100.00	4a Commercial		Emergencies & Other Deferred Charges	11,850.00
DEBT SERVICE		4b Industrial		State and Federal Aid Receivable	
Principal Payments	29,750.00	4c Apartments 268 66.19	21,246,100.00	Other Receivables	39,130.11
Interest Payments	6,035.70	Total 391	32,097,700.00	Total	248,396.67
DEFERRED CHARGES	13,672.78	Land Area .09 Sq. Miles		LIABILITIES, RESERVES, AND SURPLUS	
SCHOOL, COUNTY, SPECIAL DISTRICT TAXES	565,025.34	Net Valuation Taxable-Municipal	32,164,312	Cash Liabilities	97,382.70
RESERVE FOR UNCOLLECTED TAXES	12,456.00	Net Valuation Taxable-County	32,368,009	Reserves for Receivables	41,847.06
EXPENDITURES TOTAL	1,130,132.05	State Equalized Valuation	32,342,326	Surplus Dec. 31, 1991	109,166.91
		State Equalization Ratio	99.45	Total	248,396.67

0431
Population 1980 5,900
Population 1990 5,440
S & P Rating
Moody Rating BAA1

General Tax Rate Per \$100. 4.11
State Equalized Tax Rate 2.66

SOMERDALE BOROUGH - CAMDEN CO.
Form of Government
Borough Council
Number of Members - 6

PER CAPITA:
Gross Debt 654.23
Net Debt 400.15
Debt Service 69.01
Total Tax Levy 1,002.70
Municipal Expenditures 489.19
PER CENT:
Gross Debt 1.89
Net Debt 1.16
Tax Levy Collected 95.16
Tax Levy Cancelled, Abated or Adjusted .14

EXPENDITURES		REVENUES-REALIZED		1991 PROPERTY TAX	
GENERAL GOVERNMENT				STATE EQUALIZED TAX RATE	
Governing Body & Public Boards		1991 Property Taxes Collected	5,193,932.77	Local District School Taxes	.71 1,456,919.47
Municipal Clerk		1991 Payments in Lieu of Taxes		Regional & Consolidated School Tax	.47 954,456.00
Financial Administration	58,007.10	Delinquent Tax & Lien Collections	299,512.99	School Taxes in Municipal Budget	
Assessment of Taxes	8,850.23	Business Personalty Replacement Taxes	82,003.60	County Taxes	.79 1,610,360.66
Collection of Taxes	45,464.90	Taxes from Public Utilities	314,482.79	County Library Taxes	.02 49,274.18
Planning, Housing & Development	11,119.01	Other Miscellaneous Tax Revenues		Local Municipal Purpose Taxes	.67 1,365,894.00
Human Resources	46,806.31	State Aid Revenues	422,510.40	Veteran & Senior Citizen Taxes	
Elections	3,700.75	Federal Aid Revenues		Total Taxes for Rate Computation	2.66 5,522,054.31
General Administration (other)	205,564.35	State and Local Fiscal Assistance Act Utilized		Special District Taxes	
JUDICIARY		Sale of Acquired Property		Bank Corp. Taxes	
Municipal Courts	68,440.00	Other Miscellaneous Revenues	292,847.39	Added and Omitted Taxes	
PUBLIC SAFETY				Total Taxes Levied - ABSTRACT	5,454,703.94
Fire Protection	82,861.69	Prior Years Surplus Appropriated	94,000.00	Total Taxes Billed	5,458,306.23
Police Protection	417,998.38	REVENUES TOTAL	6,699,289.94	1991 TAXES COLLECTED	5,193,932.77
Civil Defense & Disaster Control	500.00	Reserve For Uncollected Taxes	367,000.00	1991 Taxes Cancelled, Abated or Adjusted	7,753.35
Environmental Inspection & Control	57,975.00			Transfer to Tax Title Liens or Foreclosed	10,021.95
Other Public Safety		CAPITAL OUTLAY TOTAL	86,260.70	Balance Outstanding Dec. 31, 1991	246,598.16
PUBLIC WORKS				PRIOR YEARS TAXES OUTSTANDING	
Streets and Drainage	83,055.00	Public Enterprises		Balance January 1, 1991	312,284.22
Sewers and Sewage Processing		Recreation-Culture		Collected in 1991	299,095.75
Garbage and Trash Disposal	437,455.77	Public Works		Cancelled, Abated or Adjusted 1991	302.44
Public Buildings and Grounds	47,902.56	Buildings and Grounds	86,260.70	Transfers to Tax Title Liens or Foreclosed	
Other Public Works		Library and Education		Balance December 31, 1991	12,886.03
HEALTH and WELFARE		Conservation		TAX TITLE LIENS OUTSTANDING	
Health Services Except Environmental	3,245.00	All Other		Balance January 1, 1991	63,296.18
Welfare-Public Assistance	6,138.69			Transfer From Taxes	10,021.95
Hospital, Clinics, First Aid		CAPITAL DEBT AUTHORIZED, DECEMBER 31, 1991		Redeemed in 1991	417.24
Animal, Insect, & Rodent Control	2,155.00	ISSUED AND UNISSUED GROSS DEBT NET DEBT		Cancelled, Abated or Adjusted (1991)	26.39
Other Welfare Services		School 1,279,997		Transfers to Foreclosed Property	
RECREATION and CONSERVATION		Self-Liquidating 90,000		Balance December 31, 1991	72,874.50
Beaches and Boardwalks		Other 2,189,000	2,176,831	PROPERTY ACQUIRED BY DEED OR FORECLOSURE	
Parks, Playgrounds, Shade Trees		Total 3,558,997	2,176,831	Balance January 1, 1991	19,880.00
Land Reclamation & Conservation	3,319.26			Transfers From Taxes or Liens	
Other Recreational Services	13,650.00	ISSUED AND OUTSTANDING		Sale for Cash (1991)	
EDUCATION (excluding schools)		School 1,279,997.73		Cancelled, Abated or Adjusted (1991)	
Libraries	6,000.00	Self-Liquidating 90,000.00		Balance December 31, 1991	19,880.00
Other Educational Services		Other 2,189,000.00		CURRENT FINANCES DECEMBER 31, 1991	
STATUTORY EXPENDITURES		Total 3,558,997.73		ASSETS	
Pensions & F. I. C. A.	74,300.00	EQUALIZED VALUATION BASIS		Cash Dec. 31, 1991	894,952.46
Employee Fringe Benefits	146,156.23	FOR NET DEBT COMPUTATION	187,861,469	Taxes Receivable	259,484.19
Other Statutory Expenditures	4,815.72	REAL PROPERTY VALUATIONS		Tax Title Liens	72,874.50
CETA And Other Public Employment Programs		Code Class # of Parcels % VAL'N ASSESSED VALUATION		Foreclosed Property	19,880.00
MUNICIPAL FUNCTIONS TOTAL	1,835,481.45	1 Vacant Land 192 2.00 2,639,450.00		Emergencies & Other Deferred Charges	3,328.08
CAPITAL IMPROVEMENTS * MEMO *	5,000.00	2 Residential 1623 68.28 89,926,350.00		State and Federal Aid Receivable	8,476.00
DEBT SERVICE		3 Farm 26,292,700.00		Other Receivables	17,800.55
Principal Payments	205,000.00	4a Commercial 122 19.96 7,989,750.00		Total	1,276,795.78
Interest Payments	170,417.00	4b Industrial 41 5.99 4,962,200.00		LIABILITIES, RESERVES, AND SURPLUS	
DEFERRED CHARGES	83,271.55	4c Apartments 7 3.77 131,710,450.00		Cash Liabilities	389,819.89
SCHOOL COUNTY, SPECIAL DISTRICT TAXES	4,071,010.31	Total 1990 Land Area 1.36 Sq. Miles		Reserves for Receivables	410,814.04
RESERVE FOR UNCOLLECTED TAXES	367,000.00	Net Valuation Taxable-Municipal	132,340,198	Surplus Dec. 31, 1991	476,161.85
EXPENDITURES TOTAL	6,732,130.31	Net Valuation Taxable-County	191,837,366	Total	1,276,795.78
		State Equalized Valuation	203,761,225		
		State Equalization Ratio	64.84		

0121

Population 1980 10,330
 Population 1990 11,216
 S & P Rating
 Moody Rating

General Tax Rate Per \$100.

2.72

State Equalized Tax Rate

2.13

SOMERS POINT CITY - ATLANTIC COUNTY
 Form of Government
 City Charter Act (P.L. 1897 c. 30)
 Number of Members - 7

PER CAPITA:

Gross Debt 318.59
 Net Debt 318.59
 Debt Service 46.59
 Total Tax Levy 1,193.85
 Municipal Expenditures 543.49

PER CENT:

Gross Debt .60
 Net Debt .60
 Tax Levy Collected 92.51
 Tax Levy Cancelled, Abated or Adjusted .47

EXPENDITURES		REVENUES-REALIZED		1991 PROPERTY TAX	
GENERAL GOVERNMENT				STATE EQUALIZED TAX RATE	
Governing Body & Public Boards		1991 Property Taxes Collected	12,391,743.79	Local District School Taxes	.71
Municipal Clerk		1991 Payments in Lieu of Taxes		Regional & Consolidated School Tax	.46
Financial Administration	76,665.38	Delinquent Tax & Lien Collections	811,137.37	School Taxes in Municipal Budget	
Assessment of Taxes	72,362.63	Business Personalty Replacement Taxes	32,198.68	County Taxes	.44 *
Collection of Taxes	66,938.00	Taxes from Public Utilities	574,341.00	County Library Taxes	.03
Planning, Housing & Development	49,930.00	Other Miscellaneous Tax Revenues		Local Municipal Purpose Taxes	.49
Human Resources	142,606.00	State Aid Revenues	793,114.32	Veteran & Senior Citizen Taxes	
Elections	5,560.94	Federal Aid Revenues		Total Taxes for Rate Computation	2.13
General Administration (other)	619,687.48	State and Local Fiscal Assistance Act Utilized		Special District Taxes	
JUDICIARY		Sale of Acquired Property		Bank Corp. Taxes	
Municipal Courts	74,153.00	Other Miscellaneous Revenues	642,167.46	Added and Omitted Taxes	18,415.07
PUBLIC SAFETY		Total	15,294,702.62	Total Taxes Levied - ABSTRACT	13,390,168.11
Fire Protection	177,911.78	Prior Years Surplus Appropriated	400,000.00	Total Taxes Billed	13,394,740.14
Police Protection	1,252,013.21	REVENUES TOTAL	15,694,702.62	1991 TAXES COLLECTED	
Civil Defense & Disaster Control	3,200.00	Reserve For Uncollected Taxes	936,551.78	1991 Taxes Cancelled, Abated or Adjusted	62,892.68
Environmental Inspection & Control	58,562.16	CAPITAL OUTLAY TOTAL		Transfer to Tax Title Liens or Foreclosed	2,345.35
Other Public Safety				Balance Outstanding Dec. 31, 1991	937,758.32
PUBLIC WORKS				PRIOR YEARS TAXES OUTSTANDING	
Streets and Drainage	546,652.86	Public Enterprises		Balance January 1, 1991	982,930.86
Sewers and Sewage Processing	35,181.75	Recreation-Culture	132,009.30	Collected in 1991	811,137.37
Garbage and Trash Disposal	503,260.23	Public Works	654,842.03	Cancelled, Abated or Adjusted 1991	2,517.74
Public Buildings and Grounds	85,406.00	Buildings and Grounds	397,860.01	Transfers to Tax Title Liens or Foreclosed	
Other Public Works	48,000.00	Library and Education		Balance December 31, 1991	166,275.75
HEALTH and WELFARE		Conservation		TAX TITLE LIENS OUTSTANDING	
Health Services Except Environmental		All Other		Balance January 1, 1991	18,949.02
Welfare-Public Assistance	14,500.00	CAPITAL DEBT AUTHORIZED, DECEMBER 31, 1991		Transfer From Taxes	2,345.35
Hospital, Clinics, First Aid				Redeemed in 1991	
Animal, Insect, & Rodent Control	5,400.00			Cancelled, Abated or Adjusted (1991)	
Other Welfare Services				Transfers to Foreclosed Property	
RECREATION and CONSERVATION				Balance December 31, 1991	21,294.37
Beaches and Boardwalks	26,080.00			PROPERTY ACQUIRED BY DEED OR FORECLOSURE	
Parks, Playgrounds, Shade Trees	26,467.94			Balance January 1, 1991	13,412.50
Land Reclamation & Conservation	15,925.00			Transfers From Taxes or Liens	
Other Recreational Services				Sale for Cash (1991)	
EDUCATION (excluding schools)				Cancelled, Abated or Adjusted (1991)	
Libraries				Balance December 31, 1991	13,412.50
Other Educational Services				CURRENT FINANCES DECEMBER 31, 1991	
STATUTORY EXPENDITURES				ASSETS	
Pensions & F. L. C. A.	306,000.00			Cash Dec. 31, 1991	795,344.57
Employee Fringe Benefits	383,429.70			Taxes Receivable	1,107,034.07
Other Statutory Expenditures				Tax Title Liens	21,294.37
CETA And Other Public Employment Programs				Foreclosed Property	13,412.50
MUNICIPAL FUNCTIONS TOTAL				Emergencies & Other Deferred Charges	49,228.53
CAPITAL IMPROVEMENTS *MEMO*	34,335.00			State and Federal Aid Receivable	168,288.47
DEBT SERVICE				Other Receivables	79,931.96
Principal Payments	339,000.00			Total	2,234,534.47
Interest Payments	183,528.48			LIABILITIES, RESERVES, AND SURPLUS	
TYPE I SCHL DEBT *MEMO*	41,223.00			Cash Liabilities	577,938.39
DEFERRED CHARGES	39,712.80			Reserves for Receivables	1,221,672.90
SCHOOL, COUNTY, SPECIAL DISTRICT TAXES	10,319,509.59			Surplus Dec. 31, 1991	434,923.19
RESERVE FOR UNCOLLECTED TAXES	936,551.78			Total	2,234,534.47
EXPENDITURES TOTAL	16,415,246.71				

1818

Population 1980 11,973
 Population 1990 11,632
 S & P Rating
 Moody Rating A1

General Tax Rate Per \$100.

3.59

State Equalized Tax Rate

2.44

SOMERVILLE BOROUGH - SOMERSET CO.

Form of Government

Borough Council

Number of Members - 6

PER CAPITA:

Gross Debt 1,039.72
 Net Debt 718.28
 Debt Service 72.63
 Total Tax Levy 1,476.91
 Municipal Expenditures 767.25

PER CENT:

Gross Debt 1.80
 Net Debt 1.24
 Tax Levy Collected 94.79
 Tax Levy Cancelled, Abated or Adjusted .19

EXPENDITURES		REVENUES-REALIZED		1991 PROPERTY TAX	
GENERAL GOVERNMENT		1991 Property Taxes Collected		STATE EQUALIZED TAX RATE	
Governing Body & Public Boards		16,306,991.70		Local District School Taxes 1.29	
Municipal Clerk		706,518.28		Regional & Consolidated School Tax	
Financial Administration	33,477.44	252,385.28		School Taxes in Municipal Budget	
Assessment of Taxes	50,425.65	987,181.00		County Taxes .43 *	
Collection of Taxes	43,472.19	566,975.27		County Library Taxes	
Planning, Housing & Development	58,778.08	1,279,091.26		Local Municipal Purpose Taxes .71	
Human Resources	100,943.00	20,099,142.79		Veteran & Senior Citizen Taxes	
Elections	4,896.36	842,973.00		Total Taxes for Rate Computation 2.43	
General Administration (other)	925,846.53	20,942,115.79		Special District Taxes	
JUDICIARY		880,000.00		Bank Corp. Taxes	
Municipal Courts	118,097.40	1,296,218.75		Added and Omitted Taxes	
PUBLIC SAFETY		3,170.43		Total Taxes Levied - ABSTRACT	
Fire Protection	220,502.17	706,515.27		Total Taxes Billed	
Police Protection	2,071,710.39	586,533.05		1991 TAXES COLLECTED	
Civil Defense & Disaster Control	2,750.00	3,109,000.00		1991 Taxes Cancelled, Abated or Adjusted	
Environmental Inspection & Control	118,926.99	385,000.00		Transfer to Tax Title Liens or Foreclosed	
Other Public Safety		8,355,000.00		Balance Outstanding Dec. 31, 1991	
PUBLIC WORKS		12,094,000.00		PRIOR YEARS TAXES OUTSTANDING	
Streets and Drainage	733,449.93	3,109,000.00		Balance January 1, 1991	
Sewers and Sewage Processing	103,209.54	385,000.00		Collected in 1991	
Garbage and Trash Disposal	652,154.60	3,811,000.00		Cancelled, Abated or Adjusted 1991	
Public Buildings and Grounds	197,789.67	7,305,000.00		Transfers to Tax Title Liens or Foreclosed	
Other Public Works		672,557.948		Balance December 31, 1991	
HEALTH AND WELFARE		464,146,817.00		TAX TITLE LIENS OUTSTANDING	
Health Services Except Environmental	184,748.42	3,109,000.00		Balance January 1, 1991	
Welfare-Public Assistance	67,515.76	385,000.00		Transfer From Taxes	
Hospital, Clinics, First Aid		3,811,000.00		Redeemed in 1991	
Animal, Insect, & Rodent Control	27,629.55	7,305,000.00		Cancelled, Abated or Adjusted (1991)	
Other Welfare Services		672,557.948		Transfers to Foreclosed Property	
RECREATION AND CONSERVATION		464,146,817.00		Balance December 31, 1991	
Beaches and Boardwalks		3,109,000.00		PROPERTY ACQUIRED BY DEED OR	
Parks, Playgrounds, Shade Trees	26,850.00	385,000.00		FORECLOSURE	
Land Reclamation & Conservation		3,811,000.00		Balance January 1, 1991	
Other Recreational Services	113,514.39	7,305,000.00		Transfers From Taxes or Liens	
EDUCATION (excluding schools)		672,557.948		Sale for Cash (1991)	
Libraries	226,396.37	3,109,000.00		Cancelled, Abated or Adjusted (1991)	
Other Educational Services		3,811,000.00		Balance December 31, 1991	
STATUTORY EXPENDITURES		464,146,817.00		CURRENT FINANCES DECEMBER 31, 1991	
Pensions & F. L. C. A.	560,334.35	3,109,000.00		ASSETS	
Employee Fringe Benefits	488,796.10	385,000.00		Cash Dec. 31, 1991	
Other Statutory Expenditures		7,305,000.00		Taxes Receivable	
CETA And Other Public Employment Programs		672,557.948		Tax Title Liens	
MUNICIPAL FUNCTIONS TOTAL	7,192,294.88	3,109,000.00		Foreclosed Property	
CAPITAL IMPROVEMENTS *MEMO*	50,000.00	3,811,000.00		Emergencies & Other Deferred Charges	
DEBT SERVICE		464,146,817.00		State and Federal Aid Receivable	
Principal Payments	612,000.00	3,109,000.00		Other Receivables	
Interest Payments	232,847.50	385,000.00		Total	
DEFERRED CHARGES	7,500.00	7,305,000.00		LIABILITIES, RESERVES, AND SURPLUS	
SCHOOL, COUNTY, SPECIAL DISTRICT TAXES	12,194,675.33	3,109,000.00		Cash Liabilities	
RESERVE FOR UNCOLLECTED TAXES	880,000.00	3,811,000.00		Reserves for Receivables	
EXPENDITURES TOTAL	21,119,317.71	464,146,817.00		Surplus Dec. 31, 1991	

1220
Population 1980 8,322
Population 1990 7,863
S & P Rating
Moody Rating

General Tax Rate Per \$100. 3.88
State Equalized Tax Rate 1.93

SOUTH AMBOY CITY - MIDD. COUNTY
Form of Government
Mayor-Council Plan D (OMCL 50)
Number of Members - 5

PER CAPITA:
Gross Debt 631.71
Net Debt 599.89
Debt Service 56.11
Total Tax Levy 871.43
Municipal Expenditures 912.24

PER CENT:
Gross Debt 1.40
Net Debt 1.33
Tax Levy Collected 92.77
Tax Levy Cancelled, Abated or Adjusted

EXPENDITURES		REVENUES-REALIZED		1991 PROPERTY TAX	
GENERAL GOVERNMENT				STATE EQUALIZED TAX RATE	
Governing Body & Public Boards		1991 Property Taxes Collected	2,897,397.13	Local District School Taxes 1.24	4,395,502.00
Municipal Clerk		1991 Payments in Lieu of Taxes		Regional & Consolidated School Tax	
Financial Administration	163,122.00	Delinquent Tax & Lien Collections	180,000.00	School Taxes in Municipal Budget	
Assessment of Taxes	14,977.00	Business Personalty Replacement Taxes	57,453.00	County Taxes .43	1,541,075.28
Collection of Taxes		Taxes from Public Utilities	3,551,865.00	County Library Taxes	
Planning, Housing & Development	43,303.00	Other Miscellaneous Tax Revenues		Local Municipal Purpose Taxes .26	915,467.00
Human Resources	72,137.00	State Aid Revenues	1,169,777.00	Veteran & Senior Citizen Taxes	112,450.00
Elections	5,000.00	Federal Aid Revenues		Total Taxes for Rate Computation 1.93	6,964,494.28
General Administration (other)	672,745.00	State and Local Fiscal Assistance Act Utilized		Special District Taxes	
JUDICIARY		Sale of Acquired Property		Bank Corp. Taxes	
Municipal Courts	97,425.00	Other Miscellaneous Revenues	1,309,232.16	Added and Omitted Taxes	
PUBLIC SAFETY				Total Taxes Levied - ABSTRACT	6,852,044.28
Fire Protection	125,536.00	Prior Years Surplus Appropriated	84,000.00	Total Taxes Billed	3,123,319.39
Police Protection	1,701,009.00	REVENUES TOTAL	9,249,724.29	1991 TAXES COLLECTED	2,897,397.13
Civil Defense & Disaster Control	1,346.00	Reserve For Uncollected Taxes	433,754.00	1991 Taxes Cancelled, Abated or Adjusted	
Environmental Inspection & Control	33,453.00	CAPITAL OUTLAY TOTAL	212,150.08	Transfer to Tax Title Liens or Foreclosed	
Other Public Safety				Balance Outstanding Dec. 31, 1991	225,922.26
PUBLIC WORKS				PRIOR YEARS TAXES OUTSTANDING	
Streets and Drainage	528,872.00	Public Enterprises	1,502.50	Balance January 1, 1991	327,699.75
Sewers and Sewage Processing	458,611.00	Recreation-Culture		Collected in 1991	153,142.14
Garbage and Trash Disposal	438,200.00	Public Works	73,792.47	Cancelled, Abated or Adjusted 1991	
Public Buildings and Grounds	305,846.00	Buildings and Grounds	136,855.11	Transfers to Tax Title Liens or Foreclosed	
Other Public Works		Library and Education		Balance December 31, 1991	174,557.61
HEALTH and WELFARE		Conservation		TAX TITLE LIENS OUTSTANDING	
Health Services Except Environmental	76,352.00	All Other		Balance January 1, 1991	141,018.38
Welfare-Public Assistance		CAPITAL DEBT AUTHORIZED, DECEMBER 31, 1991		Transfer From Taxes	
Hospital, Clinics, First Aid		ISSUED AND UNISSUED		Redeemed in 1991	10,649.25
Animal, Insect, & Rodent Control	9,750.00	School		Cancelled, Abated or Adjusted (1991)	
Other Welfare Services	9,849.00	Self-Liquidating	306,227	Transfers to Foreclosed Property	
RECREATION and CONSERVATION		Other	4,660,934	Balance December 31, 1991	130,369.13
Beaches and Boardwalks		Total	4,967,161	PROPERTY ACQUIRED BY DEED OR FORECLOSURE	
Parks, Playgrounds, Shade Trees	12,600.00	ISSUED AND OUTSTANDING		Balance January 1, 1991	370,000.00
Land Reclamation & Conservation	14,328.00	School		Transfers From Taxes or Liens	
Other Recreational Services	227,674.00	Self-Liquidating	60,000.00	Sale for Cash (1991)	
EDUCATION (excluding schools)		Other	4,851,500.00	Cancelled, Abated or Adjusted (1991)	
Libraries	188,327.00	Total	4,911,500.00	Balance December 31, 1991	370,000.00
Other Educational Services		EQUALIZED VALUATION BASIS		CURRENT FINANCES DECEMBER 31, 1991	
STATUTORY EXPENDITURES		FOR NET DEBT COMPUTATION	354,730,997	ASSETS	
Pensions & F. L. C. A.	139,000.00	REAL PROPERTY VALUATIONS		Cash Dec. 31, 1991	153,162.43
Employee Fringe Benefits	781,353.00	Code Class # of Parcels % VAL'N		Taxes Receivable	400,479.37
Other Statutory Expenditures		1 Vacant Land 110 2.55	4,486,000.00	Tax Title Liens	130,369.13
CETA And Other Public Employment Programs		2 Residential 2150 78.57	138,393,200.00	Foreclosed Property	370,000.00
MUNICIPAL FUNCTIONS TOTAL	6,126,395.00	3 Farm		Emergencies & Other Deferred Charges	90,038.01
CAPITAL IMPROVEMENTS *MEMO*	35,000.00	4a Commercial 153 10.35	18,223,800.00	State and Federal Aid Receivable	3,975,402.50
DEBT SERVICE		4b Industrial 13 7.47	13,155,100.00	Other Receivables	630,555.10
Principal Payments	159,000.00	4c Apartments 3 1.07	1,878,700.00	Total	5,750,007.04
Interest Payments	282,156.00	Total 2439	176,141,800.00	LIABILITIES, RESERVES, AND SURPLUS	
DEFERRED CHARGES	171,643.43	Land Area 1.45 Sq. Miles		Cash Liabilities	3,962,087.10
SCHOOL, COUNTY, SPECIAL DISTRICT TAXES	5,936,577.28	Net Valuation Taxable-Municipal	177,018,903	Reserves for Receivables	1,531,404.10
RESERVE FOR UNCOLLECTED TAXES	433,754.00	Net Valuation Taxable-County	376,274,191	Surplus Dec. 31, 1991	256,515.84
EXPENDITURES TOTAL	13,109,525.71	State Equalized Valuation	354,992,836	Total	5,750,007.04
		State Equalization Ratio	42.84		

1347
Population 1980 1,566
Population 1990 1,482
S & P Rating
Moody Rating

General Tax Rate Per \$100. 1.69
State Equalized Tax Rate 1.97

SOUTH BELMAR BORO. - MONMOUTH CO.
Form of Government
Borough Council
Number of Members - 6

PER CAPITA:
Gross Debt 812.45
Net Debt 705.07
Debt Service 31.69
Total Tax Levy 1,431.62
Municipal Expenditures 1,044.97

PER CENT:
Gross Debt 1.07
Net Debt .93
Tax Levy Collected 90.11
Tax Levy Cancelled, Abated or Adjusted .36

EXPENDITURES		REVENUES-REALIZED		1991 PROPERTY TAX	
GENERAL GOVERNMENT				STATE EQUALIZED TAX RATE	
Governing Body & Public Boards		1991 Property Taxes Collected	912,815.25	Local District School Taxes	.88 947,395.00
Municipal Clerk		1991 Payments in Lieu of Taxes		Regional & Consolidated School Tax	
Financial Administration	34,080.00	Delinquent Tax & Lien Collections	140,000.00	School Taxes in Municipal Budget	
Assessment of Taxes	6,340.00	Business Personalty Replacement Taxes	9,068.32	County Taxes	.43 * 459,714.27
Collection of Taxes	15,040.00	Taxes from Public Utilities	30,012.00	County Library Taxes	.02 16,725.39
Planning, Housing & Development	3,000.00	Other Miscellaneous Tax Revenues		Local Municipal Purpose Taxes	.65 697,829.00
Human Resources	67,167.72	State Aid Revenues	203,722.67	Veteran & Senior Citizen Taxes	22,100.00
Elections	550.00	Federal Aid Revenues		Total Taxes for Rate Computation	1.98 2,143,763.66
General Administration (other)	125,340.00	State and Local Fiscal Assistance Act Utilized		Special District Taxes	
JUDICIARY		Sale of Acquired Property		Bank Corp. Taxes	
Municipal Courts	73,646.66	Other Miscellaneous Revenues	354,352.00	Added and Omitted Taxes	
PUBLIC SAFETY		Total	1,699,970.24	Total Taxes Levied - ABSTRACT	2,121,663.66
Fire Protection	19,243.37	Prior Years Surplus Appropriated	150,029.00	Total Taxes Billed	1,013,050.30
Police Protection	471,224.91	REVENUES TOTAL	1,849,999.24	1991 TAXES COLLECTED	912,815.25
Civil Defense & Disaster Control	800.00	Reserve For Uncollected Taxes	138,409.13	1991 Taxes Cancelled, Abated or Adjusted	3,629.19
Environmental Inspection & Control	31,010.00	CAPITAL OUTLAY TOTAL	16,796.19	Transfer to Tax Title Liens or Foreclosed	
Other Public Safety				Balance Outstanding Dec. 31, 1991	96,605.86
PUBLIC WORKS				PRIOR YEARS TAXES OUTSTANDING	
Streets and Drainage	44,671.43	Public Enterprises	2,207.69	Balance January 1, 1991	169,673.98
Sewers and Sewage Processing		Recreation-Culture		Collected in 1991	80,581.35
Garbage and Trash Disposal	137,640.00	Public Works	14,588.50	Cancelled, Abated or Adjusted 1991	
Public Buildings and Grounds	28,000.00	Buildings and Grounds		Transfers to Tax Title Liens or Foreclosed	
Other Public Works		Library and Education		Balance December 31, 1991	89,092.63
HEALTH and WELFARE		Conservation		TAX TITLE LIENS OUTSTANDING	
Health Services Except Environmental	1,170.00	All Other		Balance January 1, 1991	3,645.07
Welfare-Public Assistance	2,430.00	CAPITAL DEBT AUTHORIZED, DECEMBER 31, 1991		Transfer From Taxes	
Hospital, Clinics, First Aid		ISSUED AND UNISSUED GROSS DEBT NET DEBT		Redeemed in 1991	683.46
Animal, Insect, & Rodent Control		School		Cancelled, Abated or Adjusted (1991)	
Other Welfare Services		Self-Liquidating	159,151	Transfers to Foreclosed Property	
RECREATION and CONSERVATION		Other	1,044,906	Balance December 31, 1991	2,961.61
Beaches and Boardwalks		Total	1,204,057	PROPERTY ACQUIRED BY DEED OR FORECLOSURE	
Parks, Playgrounds, Shade Trees		ISSUED AND OUTSTANDING		Balance January 1, 1991	1,260.00
Land Reclamation & Conservation	63,500.00	School		Transfers From Taxes or Liens	
Other Recreational Services	150.00	Self-Liquidating		Sale for Cash (1991)	
EDUCATION (excluding schools)		Other	822,000.00	Cancelled, Abated or Adjusted (1991)	
Libraries		Total	822,000.00	Balance December 31, 1991	1,260.00
Other Educational Services		EQUALIZED VALUATION BASIS		CURRENT FINANCES DECEMBER 31, 1991	
STATUTORY EXPENDITURES		FOR NET DEBT COMPUTATION	112,640,746	ASSETS	
Pensions & F. I. C. A.	37,500.00	REAL PROPERTY VALUATIONS		Cash Dec. 31, 1991	526,233.97
Employee Fringe Benefits	100,000.00	Code Class # of Parcels % VAL'N		Taxes Receivable	185,698.49
Other Statutory Expenditures	2,000.00	1 Vacant Land 52 2.31	2,891,700.00	Tax Title Liens	2,961.61
CETA And Other Public Employment Programs		2 Residential 862 85.93	107,395,330.00	Foreclosed Property	1,260.00
MUNICIPAL FUNCTIONS TOTAL	1,264,504.07	3 Farm		Emergencies & Other Deferred Charges	56,365.32
CAPITAL IMPROVEMENTS *MEMO*		4a Commercial 38 9.90	12,378,500.00	State and Federal Aid Receivable	2,758.86
DEBT SERVICE		4b Industrial 2 .52	645,000.00	Other Receivables	168,626.44
Principal Payments	4,467.91	4c Apartments 1 1.33	1,663,200.00	Total	943,904.69
Interest Payments	42,500.00	Total 955	124,973,730.00	LIABILITIES, RESERVES, AND SURPLUS	
DEFERRED CHARGES		Land Area .20 Sq. Miles		Cash Liabilities	367,197.63
SCHOOL, COUNTY, SPECIAL DISTRICT TAXES	1,423,834.66	Net Valuation Taxable-Municipal	125,276,910	Reserves for Receivables	354,031.98
RESERVE FOR UNCOLLECTED TAXES	189,409.13	Net Valuation Taxable-County	112,531,185	Surplus Dec. 31, 1991	222,675.08
EXPENDITURES TOTAL	2,972,431.11	State Equalized Valuation	107,365,401	Total	943,904.69
		State Equalization Ratio	116.73		

1819

Population 1980 4,331
 Population 1990 4,185
 S & P Rating
 Moody Rating A

General Tax Rate Per \$100.

6.45

State Equalized Tax Rate

2.64

SOUTH BOUND BROOK BORO. - SOM. CO.
 Form of Government
 Borough Council
 Number of Members - 6

PER CAPITA:

Gross Debt 278.62
 Net Debt 277.73
 Debt Service 53.76
 Total Tax Levy 1,131.04
 Municipal Expenditures 622.02

PER CENT:

Gross Debt .64
 Net Debt .64
 Tax Levy Collected 97.04
 Tax Levy Cancelled, Abated or Adjusted .13

EXPENDITURES		REVENUES-REALIZED		1991 PROPERTY TAX	
GENERAL GOVERNMENT				STATE EQUALIZED TAX RATE	
Governing Body & Public Boards		1991 Property Taxes Collected	4,599,172.95	Local District School Taxes	1.38
Municipal Clerk		1991 Payments in Lieu of Taxes		Regional & Consolidated School Tax	2,478,167.31
Financial Administration	41,714.00	Delinquent Tax & Lien Collections	87,338.07	School Taxes in Municipal Budget	
Assessment of Taxes	85,400.00	Business Personality Replacement Taxes	77,440.32	County Taxes	.45 *
Collection of Taxes	36,480.00	Taxes from Public Utilities	232,116.00	County Library Taxes	
Planning, Housing & Development	100,990.00	Other Miscellaneous Tax Revenues		Local Municipal Purpose Taxes	.81
Human Resources	76,006.00	State Aid Revenues	342,481.49	Veteran & Senior Citizen Taxes	
Elections	1,025.00	Federal Aid Revenues		Total Taxes for Rate Computation	2.64
General Administration (other)	158,850.00	State and Local Fiscal Assistance Act Utilized		Special District Taxes	
JUDICIARY		Sale of Acquired Property		Bank Corp. Taxes	
Municipal Courts	41,840.00	Other Miscellaneous Revenues	175,508.64	Added and Omitted Taxes	
PUBLIC SAFETY		Total	5,514,057.47	Total Taxes Levied - ABSTRACT	4,733,420.90
Fire Protection	26,250.00	Prior Years Surplus Appropriated	265,000.00	Total Taxes Billed	4,739,368.54
Police Protection	505,804.49	REVENUES TOTAL	5,779,057.47	1991 TAXES COLLECTED	4,599,172.95
Civil Defense & Disaster Control	775.00	Reserve For Uncollected Taxes	223,426.00	1991 Taxes Cancelled, Abated or Adjusted	6,179.10
Environmental Inspection & Control	17,000.00	CAPITAL OUTLAY	96,036.59	Transfer to Tax Title Liens or Foreclosed	2,522.38
Other Public Safety		TOTAL		Balance Outstanding Dec. 31, 1991	131,494.11
PUBLIC WORKS				PRIOR YEARS TAXES OUTSTANDING	
Streets and Drainage	62,099.00	Public Enterprises		Balance January 1, 1991	79,945.08
Sewers and Sewage Processing	194,026.88	Recreation-Culture		Collected in 1991	75,798.61
Garbage and Trash Disposal	315,417.00	Public Works	82,579.11	Cancelled, Abated or Adjusted 1991	2,408.00
Public Buildings and Grounds	7,300.00	Buildings and Grounds	13,457.48	Transfers to Tax Title Liens or Foreclosed	888.44
Other Public Works	77,300.00	Library and Education		Balance December 31, 1991	860.03
HEALTH and WELFARE		Conservation		TAX TITLE LIENS OUTSTANDING	
Health Services Except Environmental	27,895.00	All Other		Balance January 1, 1991	11,204.86
Welfare-Public Assistance	44,200.00	CAPITAL DEBT AUTHORIZED, DECEMBER 31, 1991		Transfer From Taxes	3,524.95
Hospital, Clinics, First Aid		ISSUED AND UNISSUED		Redeemed in 1991	11,549.46
Animal, Insect, & Rodent Control	3,300.00	School		Cancelled, Abated or Adjusted (1991)	
Other Welfare Services		Self-Liquidating		Transfers to Foreclosed Property	
RECREATION and CONSERVATION		Other	1,166,022	Balance December 31, 1991	3,180.35
Beaches and Boardwalks		Total	1,166,022	PROPERTY ACQUIRED BY DEED OR FORECLOSURE	
Parks, Playgrounds, Shade Trees	2,975.00	ISSUED AND OUTSTANDING		Balance January 1, 1991	12,735.00
Land Reclamation & Conservation	50.00	School		Transfers From Taxes or Liens	
Other Recreational Services	11,505.00	Self-Liquidating		Sale for Cash (1991)	
EDUCATION (excluding schools)		Other		Cancelled, Abated or Adjusted (1991)	
Libraries	49,991.00	Total	1,069,500.00	Balance December 31, 1991	12,735.00
Other Educational Services		EQUALIZED VALUATION BASIS		CURRENT FINANCES DECEMBER 31, 1991	
STATUTORY EXPENDITURES		FOR NET DEBT COMPUTATION	180,833,982	ASSETS	
Pensions & F. L. C. A.	139,652.49	REAL PROPERTY VALUATIONS		Cash Dec. 31, 1991	487,065.26
Employee Fringe Benefits	85,335.00	Code Class # of Parcels % VAL'N		Taxes Receivable	132,354.14
Other Statutory Expenditures	3,600.00	1 Vacant Land 46 .50	364,700.00	Tax Title Liens	3,180.35
CETA And Other Public Employment Programs		2 Residential 1110 83.17	60,733,200.00	Foreclosed Property	12,735.00
MUNICIPAL FUNCTIONS		3 Farm		Emergencies & Other Deferred Charges	30,000.00
CAPITAL IMPROVEMENTS	25,000.00	4a Commercial 41 7.92	5,732,600.00	State and Federal Aid Receivable	109,941.00
DEBT SERVICE		4b Industrial 2 1.55	1,201,500.00	Other Receivables	26,523.28
Principal Payments	140,000.00	4c Apartments 8 6.76	4,937,900.00	Total	851,799.03
Interest Payments	34,737.00	Total 1207	73,019,900.00	LIABILITIES, RESERVES, AND SURPLUS	
DEFERRED CHARGES	37,969.38	Land Area .70 Sq. Miles		Cash Liabilities	352,764.80
SCHOOL, COUNTY, SPECIAL DISTRICT TAXES	3,285,540.97	Net Valuation Taxable-Municipal	73,478,582	Reserves for Receivables	174,792.77
RESERVE FOR UNCOLLECTED TAXES	223,426.00	Net Valuation Taxable-County	187,720,856	Surplus Dec. 31, 1991	324,041.46
EXPENDITURES		State Equalized Valuation	178,555,999	Total	851,799.03
TOTAL	5,833,704.71	State Equalization Ratio	41.00		

*Includes County Health Service Taxes, County Vocational School Taxes, or County Open Space Tax. See Table 13.

1221
Population 1980 17,127
Population 1990 25,792
S & P Rating AA
Moody Rating AA

General Tax Rate Per \$100. 1.66
State Equalized Tax Rate 1.71

SOUTH BRUNSWICK TWP. - MIDD. CO.
Form of Government
Township Committee
Number of Members - 5

PER CAPITA:
Gross Debt 2,678.66
Net Debt 1,780.17
Debt Service 106.49
Total Tax Levy 2,015.45
Municipal Expenditures 768.26
PER CENT:
Gross Debt 2.45
Net Debt 1.62
Tax Levy Collected 96.67
Tax Levy Cancelled, Abated or Adjusted .26

EXPENDITURES		REVENUES-REALIZED		1991 PROPERTY TAX	
GENERAL GOVERNMENT				STATE EQUALIZED TAX RATE 1.05	
Governing Body & Public Boards		1991 Property Taxes Collected		Local District School Taxes	31,078,872.43
Municipal Clerk		1991 Payments in Lieu of Taxes		Regional & Consolidated School Tax	
Financial Administration	53,900.00	Delinquent Tax & Lien Collections		School Taxes in Municipal Budget	
Assessment of Taxes	191,933.00	Business Personalty Replacement Taxes		County Taxes	11,786,795.97
Collection of Taxes	132,327.00	Taxes from Public Utilities		County Library Taxes	
Planning, Housing & Development	315,587.00	Other Miscellaneous Tax Revenues		Local Municipal Purpose Taxes	7,585,843.20
Human Resources	204,479.00	State Aid Revenues		Veteran & Senior Citizen Taxes	118,550.00
Elections	7,400.00	Federal Aid Revenues		Total Taxes for Rate Computation	50,570,061.60
General Administration (other)	2,051,632.00	State and Local Fiscal Assistance Act Utilized		Special District Taxes	780,016.00
JUDICIARY		Sale of Acquired Property		Bank Corp. Taxes	
Municipal Courts	227,640.00	Other Miscellaneous Revenues		Added and Omitted Taxes	750,862.49
PUBLIC SAFETY		Total		Total Taxes Levied - ABSTRACT	51,982,388.09
Fire Protection	254,019.00	Prior Years Surplus Appropriated		Total Taxes Billed	52,404,903.96
Police Protection	3,908,635.00	REVENUES TOTAL		1991 TAXES COLLECTED	50,659,003.35
Civil Defense & Disaster Control	31,050.00	Reserve For Uncollected Taxes		1991 Taxes Cancelled, Abated or Adjusted	136,405.24
Environmental Inspection & Control	729,630.00	CAPITAL OUTLAY TOTAL		Transfer to Tax Title Liens or Foreclosed	97,183.74
Other Public Safety				Balance Outstanding Dec. 31, 1991	1,512,311.63
PUBLIC WORKS				PRIOR YEARS TAXES OUTSTANDING	
Streets and Drainage	553,576.00	Public Enterprises		Balance January 1, 1991	1,808,758.38
Sewers and Sewage Processing		Recreation—Culture		Collected in 1991	1,472,438.91
Garbage and Trash Disposal	1,401,000.00	Public Works		Cancelled, Abated or Adjusted 1991	84,044.64
Public Buildings and Grounds	341,559.00	Buildings and Grounds		Transfers to Tax Title Liens or Foreclosed	56,285.26
Other Public Works	269,622.00	Library and Education		Balance December 31, 1991	195,989.57
HEALTH and WELFARE		Conservation		TAX TITLE LIENS OUTSTANDING	
Health Services Except Environmental	231,940.00	All Other		Balance January 1, 1991	161,709.61
Welfare—Public Assistance	110,463.00	CAPITAL DEBT AUTHORIZED, DECEMBER 31, 1991		Transfer From Taxes	166,003.37
Hospital, Clinics, First Aid		ISSUED AND UNISSUED GROSS DEBT NET DEBT		Redeemed in 1991	95,621.82
Animal, Insect, & Rodent Control	64,032.00	School 20,163,000		Cancelled, Abated or Adjusted (1991)	
Other Welfare Services		Self-Liquidating 24,267,311		Transfers to Foreclosed Property	
RECREATION and CONSERVATION		Other 24,657,628		Balance December 31, 1991	232,091.16
Beaches and Boardwalks		Total 69,087,939		PROPERTY ACQUIRED BY DEED OR FORECLOSURE	
Parks, Playgrounds, Shade Trees	2,510.00	ISSUED AND OUTSTANDING		Balance January 1, 1991	209,080.00
Land Reclamation & Conservation	230,031.50	School 17,768,000.00		Transfers From Taxes or Liens	
Other Recreational Services	425,956.00	Self-Liquidating 15,819,000.00		Sale for Cash (1991)	
EDUCATION (excluding schools)		Other 19,570,000.00		Cancelled, Abated or Adjusted (1991)	
Libraries	974,938.00	Total 53,157,000.00		Balance December 31, 1991	209,080.00
Other Educational Services		EQUALIZED VALUATION BASIS		CURRENT FINANCES DECEMBER 31, 1991	
STATUTORY EXPENDITURES		FOR NET DEBT COMPUTATION		ASSETS	
Pensions & F. L. C. A.	1,150,441.00	REAL PROPERTY VALUATIONS		Cash Dec. 31, 1991	10,888,070.99
Employee Fringe Benefits	1,207,134.00	Code Class # of Parcels % VAL'N ASSESSED VALUATION		Taxes Receivable	1,708,301.20
Other Statutory Expenditures	847.00	1 Vacant Land 1919 7.16 216,778,500.00		Tax Title Liens	232,091.16
CETA And Other Public Employment Programs		2 Residential 7593 43.27 1,310,534,400.00		Foreclosed Property	209,080.00
MUNICIPAL FUNCTIONS TOTAL	15,092,606.50	3 Farm 412 1.38 41,790,700.00		Emergencies & Other Deferred Charges	102,000.00
CAPITAL IMPROVEMENTS *MEMO*	50,000.00	4a Commercial 264 9.89 299,478,400.00		State and Federal Aid Receivable	7,758.27
DEBT SERVICE		4b Industrial 163 35.76 1,083,067,300.00		Other Receivables	227,857.26
Principal Payments	1,550,000.00	4c Apartments 15 2.54 76,943,200.00		Total	13,375,158.88
Interest Payments	1,196,468.25	Total 10366 3,028,592,500.00		LIABILITIES, RESERVES, AND SURPLUS	
DEFERRED CHARGES	30,000.00	Land Area 41.00 Sq. Miles		Cash Liabilities	9,547,663.29
SCHOOL, COUNTY, SPECIAL DISTRICT TAXES	43,645,682.40	Net Valuation Taxable-Municipal		Reserves for Receivables	2,377,329.62
RESERVE FOR UNCOLLECTED TAXES	1,945,815.00	Net Valuation Taxable-County		Surplus Dec. 31, 1991	1,450,165.97
EXPENDITURES TOTAL	63,460,572.15	State Equalized Valuation		Total	13,375,158.88
		State Equalization Ratio			

0259
 Population 1980 2,229
 Population 1990 2,106
 S & P Rating A
 Moody Rating A

General Tax Rate Per \$100. 1.79
 State Equalized Tax Rate 1.71

SOUTH HACKENSACK TWP. - BERGEN CO.
 Form of Government
 Township Committee
 Number of Members - 5

PER CAPITA:
 Gross Debt 1,023.66
 Net Debt 1,023.66
 Debt Service 170.04
 Total Tax Levy 3,008.45
 Municipal Expenditures 2,121.75

PER CENT:
 Gross Debt .57
 Net Debt .57
 Tax Levy Collected 94.22
 Tax Levy Cancelled, Abated or Adjusted

EXPENDITURES		REVENUES-REALIZED		1991 PROPERTY TAX	
GENERAL GOVERNMENT				STATE EQUALIZED TAX RATE $\frac{1.71}{1.62}$	
Governing Body & Public Boards		1991 Property Taxes Collected	5,999,407.26	Local District School Taxes	2,298,944.00
Municipal Clerk		1991 Payments in Lieu of Taxes		Regional & Consolidated School Tax	
Financial Administration	122,058.00	Delinquent Tax & Lien Collections	272,301.56	School Taxes in Municipal Budget	
Assessment of Taxes	39,431.04	Business Personality Replacement Taxes	297,378.00	County Taxes	953,207.84
Collection of Taxes	12,344.50	Taxes from Public Utilities	315,310.00	County Library Taxes	
Planning, Housing & Development	5,384.83	Other Miscellaneous Tax Revenues		Local Municipal Purpose Taxes	3,078,661.66
Human Resources	72,630.51	State Aid Revenues	155,517.25	Veteran & Senior Citizen Taxes	32,850.00
Elections	1,398.76	Federal Aid Revenues		Total Taxes for Rate Computation	6,363,663.50
General Administration (other)	338,864.10	State and Local Fiscal Assistance Act Utilized		Special District Taxes	
JUDICIARY		State and Local Fiscal Assistance Act Utilized		Bank Corp. Taxes	
Municipal Courts	43,735.00	Sale of Acquired Property		Added and Omitted Taxes	4,979.64
PUBLIC SAFETY		Other Miscellaneous Revenues	459,751.97	Total Taxes Levied - ABSTRACT	6,335,793.14
Fire Protection	116,944.00	Total	7,499,666.04	Total Taxes Billed	6,367,169.02
Police Protection	1,122,167.47	Prior Years Surplus Appropriated	160,000.00	1991 TAXES COLLECTED	5,999,407.26
Civil Defense & Disaster Control	1,044.00	REVENUES TOTAL	7,659,666.04	1991 Taxes Cancelled, Abated or Adjusted	
Environmental Inspection & Control	30,555.00	Reserve For Uncollected Taxes	257,890.32	Transfer to Tax Title Liens or Foreclosed	
Other Public Safety		CAPITAL OUTLAY TOTAL	25,029.65	Balance Outstanding Dec. 31, 1991	367,761.76
PUBLIC WORKS				PRIOR YEARS TAXES OUTSTANDING	
Streets and Drainage	286,960.24	Public Enterprises		Balance January 1, 1991	363,654.50
Sewers and Sewage Processing	630,813.40	Recreation-Culture		Collected in 1991	272,301.56
Garbage and Trash Disposal	233,887.50	Public Works	14,917.84	Cancelled, Abated or Adjusted 1991	8.27
Public Buildings and Grounds	28,600.00	Buildings and Grounds	10,111.81	Transfers to Tax Title Liens or Foreclosed	519.75
Other Public Works	44,129.00	Library and Education		Balance December 31, 1991	90,824.92
HEALTH and WELFARE		Conservation		TAX TITLE LIENS OUTSTANDING	
Health Services Except Environmental	14,583.00	All Other		Balance January 1, 1991	2,289.00
Welfare-Public Assistance	18,600.00			Transfer From Taxes	519.75
Hospital, Clinics, First Aid				Redeemed in 1991	
Animal, Insect, & Rodent Control	5,300.00			Cancelled, Abated or Adjusted (1991)	
Other Welfare Services				Transfers to Foreclosed Property	
RECREATION and CONSERVATION				Balance December 31, 1991	2,808.75
Beaches and Boardwalks				PROPERTY ACQUIRED BY DEED OR FORECLOSURE	
Parks, Playgrounds, Shade Trees				Balance January 1, 1991	2,875.00
Land Reclamation & Conservation	21,142.61			Transfers From Taxes or Liens	
Other Recreational Services	24,300.00			Sale for Cash (1991)	
EDUCATION (excluding schools)				Cancelled, Abated or Adjusted (1991)	
Libraries				Balance December 31, 1991	2,875.00
Other Educational Services				CURRENT FINANCES DECEMBER 31, 1991	
STATUTORY EXPENDITURES				ASSETS	
Pensions & F. I. C. A.	305,332.89			Cash Dec. 31, 1991	497,491.93
Employee Fringe Benefits	206,480.75			Taxes Receivable	458,586.68
Other Statutory Expenditures				Tax Title Liens	2,808.75
CETA And Other Public Employment Programs				Foreclosed Property	2,875.00
MUNICIPAL FUNCTIONS				Emergencies & Other Deferred Charges	109,422.22
TOTAL	3,726,736.60			State and Federal Aid Receivable	15,397.00
CAPITAL IMPROVEMENTS				Other Receivables	150.00
* MEMO *	11,025.00			Total	1,086,731.58
DEBT SERVICE				LIABILITIES, RESERVES, AND SURPLUS	
Principal Payments	165,000.00			Cash Liabilities	219,650.70
Interest Payments	193,106.58			Reserves for Receivables	464,620.43
DEFERRED CHARGES				Surplus Dec. 31, 1991	402,660.45
SCHOOL, COUNTY, SPECIAL DISTRICT TAXES	125,669.00			Total	1,086,731.58
RESERVE FOR UNCOLLECTED TAXES	3,252,151.84				
EXPENDITURES TOTAL	7,720,554.34				

0816
Population 1980 1,486
Population 1990 1,919
S & P Rating
Moody Rating

General Tax Rate Per \$100. 2.86
State Equalized Tax Rate 1.92

SOUTH HARRISON TWP. - GLOUCESTER CO.
Form of Government
Township Committee
Number of Members - 3

PER CAPITA:
Gross Debt 338.11
Net Debt 311.41
Debt Service 75.91
Total Tax Levy 866.57
Municipal Expenditures 568.20

PER CENT:
Gross Debt .88
Net Debt .81
Tax Levy Collected 88.22
Tax Levy Cancelled, Abated or Adjusted

EXPENDITURES		REVENUES-REALIZED		1991 PROPERTY TAX	
GENERAL GOVERNMENT				STATE EQUALIZED TAX RATE	
Governing Body & Public Boards		1991 Property Taxes Collected	1,439,553.99	Local District School Taxes	701,152.00
Municipal Clerk		1991 Payments in Lieu of Taxes		Regional & Consolidated School Tax	400,240.64
Financial Administration	51,025.12	Delinquent Tax & Lien Collections	149,180.62	School Taxes in Municipal Budget	
Assessment of Taxes	7,725.00	Business Personalty Replacement Taxes	20,756.92	County Taxes	514,118.03
Collection of Taxes	8,700.00	Taxes from Public Utilities	80,447.00	County Library Taxes	20,462.48
Planning, Housing & Development	8,400.00	Other Miscellaneous Tax Revenues		Local Municipal Purpose Taxes	
Human Resources	5,947.30	State Aid Revenues	88,283.24	Veteran & Senior Citizen Taxes	12,050.00
Elections	1,000.00	Federal Aid Revenues		Total Taxes for Rate Computation	1,648,023.15
General Administration (other)	88,295.00	State and Local Fiscal Assistance Act Utilized		Special District Taxes	
JUDICIARY		Sale of Acquired Property		Bank Corp. Taxes	
Municipal Courts	13,899.24	Other Miscellaneous Revenues	695,958.80	Added and Omitted Taxes	26,976.73
PUBLIC SAFETY		Total	2,474,180.57	Total Taxes Levied - ABSTRACT	1,662,949.88
Fire Protection	16,490.00	Prior Years Surplus Appropriated	404,500.00	Total Taxes Billed	1,631,693.16
Police Protection	125,092.00	REVENUES TOTAL	2,878,680.57	1991 TAXES COLLECTED	1,439,553.99
Civil Defense & Disaster Control	2,000.00	Reserve For Uncollected Taxes	224,676.00	1991 Taxes Cancelled, Abated or Adjusted	
Environmental Inspection & Control	32,320.00	CAPITAL OUTLAY TOTAL	645,183.73	Transfer to Tax Title Liens or Foreclosed	11,302.72
Other Public Safety				Balance Outstanding Dec. 31, 1991	180,836.45
PUBLIC WORKS				PRIOR YEARS TAXES OUTSTANDING	
Streets and Drainage	73,613.00	Public Enterprises		Balance January 1, 1991	253,567.18
Sewers and Sewage Processing		Recreation—Culture		Collected in 1991	147,369.20
Garbage and Trash Disposal	111,900.00	Public Works	90,896.50	Cancelled, Abated or Adjusted 1991	1,097.65
Public Buildings and Grounds	57,000.00	Buildings and Grounds	554,287.23	Transfers to Tax Title Liens or Foreclosed	1,759.22
Other Public Works		Library and Education		Balance December 31, 1991	103,341.11
HEALTH and WELFARE		Conservation		TAX TITLE LIENS OUTSTANDING	
Health Services Except Environmental	100.00	All Other		Balance January 1, 1991	32,397.99
Welfare—Public Assistance	5,115.00	CAPITAL DEBT AUTHORIZED, DECEMBER 31, 1991		Transfer From Taxes	13,312.35
Hospital, Clinics, First Aid		ISSUED AND UNISSUED		Redeemed in 1991	1,811.42
Animal, Insect, & Rodent Control	1,000.00	GROSS DEBT		Cancelled, Abated or Adjusted (1991)	
Other Welfare Services		School	51,227	Transfers to Foreclosed Property	
RECREATION and CONSERVATION		Self-Liquidating		Balance December 31, 1991	43,898.92
Beaches and Boardwalks		Other	597,600	PROPERTY ACQUIRED BY DEED OR FORECLOSURE	
Parks, Playgrounds, Shade Trees	12,000.00	Total	648,827	Balance January 1, 1991	
Land Reclamation & Conservation	11,950.00	ISSUED AND OUTSTANDING		Transfers From Taxes or Liens	
Other Recreational Services		School	51,227.74	Sale for Cash (1991)	
EDUCATION (excluding schools)		Self-Liquidating		Cancelled, Abated or Adjusted (1991)	
Libraries		Other	521,600.00	Balance December 31, 1991	
Other Educational Services	1,300.00	Total	572,827.74	CURRENT FINANCES DECEMBER 31, 1991	
STATUTORY EXPENDITURES		EQUALIZED VALUATION BASIS		ASSETS	
Pensions & F. I. C. A.	24,863.00	FOR NET DEBT COMPUTATION	74,043,907	Cash Dec. 31, 1991	1,280,727.46
Employee Fringe Benefits	22,000.00	REAL PROPERTY VALUATIONS		Taxes Receivable	284,177.56
Other Statutory Expenditures	300.00	Code Class # of Parcels % VAL'N		Tax Title Liens	43,898.92
CETA And Other Public Employment Programs		1 Vacant Land 86 3.59	1,996,600.00	Foreclosed Property	
MUNICIPAL FUNCTIONS TOTAL	682,034.36	2 Residential 443 68.56	38,179,600.00	Emergencies & Other Deferred Charges	
CAPITAL IMPROVEMENTS *MEMO*	1,000.00	3 Farm 366 24.74	13,779,945.00	State and Federal Aid Receivable	
DEBT SERVICE		4a Commercial 12 2.34	1,582,200.00	Other Receivables	55,317.65
Principal Payments	110,400.00	4b Industrial		Total	1,664,121.59
Interest Payments	35,272.80	4c Apartments 1 .27	148,100.00	LIABILITIES, RESERVES, AND SURPLUS	
		Total 903	55,686,445.00	Cash Liabilities	203,884.21
DEFERRED CHARGES	33,000.00	Land Area 15.63 Sq. Miles		Reserves for Receivables	385,341.13
SCHOOL, COUNTY, SPECIAL DISTRICT TAXES	1,635,973.15	Net Valuation Taxable—Municipal	56,108,966	Surplus Dec. 31, 1991	1,070,896.25
RESERVE FOR UNCOLLECTED TAXES	224,676.00	Net Valuation Taxable—County	81,840,859	Total	1,664,121.59
EXPENDITURES TOTAL	2,726,356.31	State Equalized Valuation	93,549,025		
		State Equalization Ratio	66.99		

0719

Population 1980 15,864
 Population 1990 16,390
 S & P Rating
 Moody Rating AA

General Tax Rate Per \$100. 2.77
 State Equalized Tax Rate 1.52

SOUTH ORANGE VILLAGE TWP. - ESSEX CO.,
 Form of Government
 Special Charter (P.L. 1977 c. 183)
 Number of Members - 7

PER CAPITA:

Gross Debt 1,021.04
 Net Debt 386.15
 Debt Service 91.22
 Total Tax Levy 1,855.22
 Municipal Expenditures 971.21

PER CENT:

Gross Debt 1.18
 Net Debt .45
 Tax Levy Collected 94.42
 Tax Levy Cancelled, Abated or Adjusted 2.37

EXPENDITURES		REVENUES-REALIZED		1991 PROPERTY TAX	
GENERAL GOVERNMENT				STATE EQUALIZED TAX RATE	
Governing Body & Public Boards				Local District School Taxes	
Municipal Clerk				Regional & Consolidated School Tax	
Financial Administration	299,241.00			School Taxes in Municipal Budget	
Assessment of Taxes				County Taxes	
Collection of Taxes				County Library Taxes	
Planning, Housing & Development	330,961.00			Local Municipal Purpose Taxes	
Human Resources	178,837.00			Veteran & Senior Citizen Taxes	
Elections				Total Taxes for Rate Computation	
General Administration (other)	2,288,548.94			Special District Taxes	
JUDICIARY				Bank Corp. Taxes	
Municipal Courts	143,652.00			Added and Omitted Taxes	
PUBLIC SAFETY				Total Taxes Levied - ABSTRACT	
Fire Protection	1,657,872.00			Total Taxes Billed	
Police Protection	2,942,754.00			1991 TAXES COLLECTED	
Civil Defense & Disaster Control	9,000.00			1991 Taxes Cancelled, Abated or Adjusted	
Environmental Inspection & Control	103,822.00			Transfer to Tax Title Liens or Foreclosed	
Other Public Safety				Balance Outstanding Dec. 31, 1991	
PUBLIC WORKS				PRIOR YEARS TAXES OUTSTANDING	
Streets and Drainage	1,147,794.00			Balance January 1, 1991	
Sewers and Sewage Processing	599,786.00			Collected in 1991	
Garbage and Trash Disposal	226,250.00			Cancelled, Abated or Adjusted 1991	
Public Buildings and Grounds	124,626.00			Transfers to Tax Title Liens or Foreclosed	
Other Public Works				Balance December 31, 1991	
HEALTH and WELFARE				TAX TITLE LIENS OUTSTANDING	
Health Services Except Environmental	192,065.00			Balance January 1, 1991	
Welfare-Public Assistance	11,483.00			Transfer From Taxes	
Hospital, Clinics, First Aid				Redeemed in 1991	
Animal, Insect, & Rodent Control				Cancelled, Abated or Adjusted (1991)	
Other Welfare Services				Transfers to Foreclosed Property	
RECREATION and CONSERVATION				Balance December 31, 1991	
Beaches and Boardwalks				PROPERTY ACQUIRED BY DEED OR	
Parks, Playgrounds, Shade Trees	816,357.00			FORECLOSURE	
Land Reclamation & Conservation	4,545.00			Balance January 1, 1991	
Other Recreational Services	15,500.00			Transfers From Taxes or Liens	
EDUCATION (excluding schools)				Sale for Cash (1991)	
Libraries	544,088.00			Cancelled, Abated or Adjusted (1991)	
Other Educational Services				Balance December 31, 1991	
STATUTORY EXPENDITURES				CURRENT FINANCES DECEMBER 31, 1991	
Pensions & F. I. C. A.	1,220,870.00			ASSETS	
Employee Fringe Benefits				Cash Dec. 31, 1991	
Other Statutory Expenditures				Taxes Receivable	
CETA And Other Public Employment Programs				Tax Title Liens	
MUNICIPAL FUNCTIONS TOTAL	12,858,052.00			Foreclosed Property	
CAPITAL IMPROVEMENTS *MEMO*	80,000.00			Emergencies & Other Deferred Charges	
DEBT SERVICE				State and Federal Aid Receivable	
Principal Payments	1,071,728.00			Other Receivables	
Interest Payments	423,419.35			Total	
DEFERRED CHARGES	30,000.00			LIABILITIES, RESERVES, AND SURPLUS	
SCHOOL, COUNTY, SPECIAL DISTRICT TAXES	20,802,294.75			Cash Liabilities	
RESERVE FOR UNCOLLECTED TAXES	1,534,948.65			Reserves for Receivables	
EXPENDITURES TOTAL	36,720,442.75			Surplus Dec. 31, 1991	
				Total	

1222
Population 1980 20,521
Population 1990 20,489
S & P Rating AA-
Moody Rating AAA

General Tax Rate Per \$100. 2.85
State Equalized Tax Rate 2.01

SOUTH PLAINFIELD BORO. - MIDDLESEX CO.
Form of Government
Borough Council
Number of Members - 6

PER CAPITA:
Gross Debt 916.37
Net Debt 870.22
Debt Service 88.65
Total Tax Levy 1,938.57
Municipal Expenditures 703.77

PER CENT:
Gross Debt 1.00
Net Debt .95
Tax Levy Collected 97.00
Tax Levy Cancelled, Abated or Adjusted .17

EXPENDITURES		REVENUES-REALIZED		1991 PROPERTY TAX	
GENERAL GOVERNMENT				STATE EQUALIZED TAX RATE	
Governing Body & Public Boards		1991 Property Taxes Collected	39,574,854.39	Local District School Taxes	1.25 24,739,551.00
Municipal Clerk		1991 Payments in Lieu of Taxes		Regional & Consolidated School Tax	
Financial Administration	123,635.00	Delinquent Tax & Lien Collections	882,424.63	School Taxes in Municipal Budget	
Assessment of Taxes	139,858.00	Business Personality Replacement Taxes	583,461.08	County Taxes	.41 8,195,739.30
Collection of Taxes	123,161.00	Taxes from Public Utilities	1,931,319.15	County Library Taxes	
Planning, Housing & Development	17,720.00	Other Miscellaneous Tax Revenues		Local Municipal Purpose Taxes	.34 6,625,377.00
Human Resources	318,779.00	State Aid Revenues	1,179,989.94	Veteran & Senior Citizen Taxes	238,200.00
Elections		Federal Aid Revenues		Total Taxes for Rate Computation	2.00 39,798,867.30
General Administration (other)	1,088,999.00	State and Local Fiscal Assistance Act Utilized		Special District Taxes	
JUDICIARY		Sale of Acquired Property		Bank Corp. Taxes	
Municipal Courts	206,869.01	Other Miscellaneous Revenues	1,810,259.05	Added and Omitted Taxes	158,771.47
PUBLIC SAFETY		Total	44,964,308.24	Total Taxes Levied - ABSTRACT	39,719,438.77
Fire Protection	632,813.00	Prior Years Surplus Appropriated	1,780,000.00	Total Taxes Billed	39,769,017.60
Police Protection	3,194,170.00	REVENUES TOTAL	46,744,308.24	1991 TAXES COLLECTED	38,576,854.39
Civil Defense & Disaster Control	24,536.00	Reserve For Uncollected Taxes	1,510,550.00	1991 Taxes Cancelled, Abated or Adjusted	67,507.24
Environmental Inspection & Control	242,513.00	CAPITAL OUTLAY TOTAL	2,355,850.69	Transfer to Tax Title Liens or Foreclosed	336,453.45
Other Public Safety				Balance Outstanding Dec. 31, 1991	788,202.52
PUBLIC WORKS				PRIOR YEARS TAXES OUTSTANDING	
Streets and Drainage	1,253,742.00	Public Enterprises	97,205.49	Balance January 1, 1991	720,558.75
Sewers and Sewage Processing		Recreation-Culture	104,653.62	Collected in 1991	429,795.57
Garbage and Trash Disposal		Public Works	1,041,885.14	Cancelled, Abated or Adjusted 1991	176,514.29
Public Buildings and Grounds	417,892.00	Buildings and Grounds	1,112,106.44	Transfers to Tax Title Liens or Foreclosed	98,250.49
Other Public Works	413,023.00	Library and Education		Balance December 31, 1991	15,998.40
HEALTH and WELFARE		Conservation		TAX TITLE LIENS OUTSTANDING	
Health Services Except Environmental	195,015.00	All Other		Balance January 1, 1991	1,213,346.17
Welfare-Public Assistance	29,996.00	CAPITAL DEBT AUTHORIZED, DECEMBER 31, 1991		Transfer From Taxes	459,067.43
Hospital, Clinics, First Aid		ISSUED AND UNISSUED GROSS DEBT NET DEBT		Redeemed in 1991	452,629.06
Animal, Insect, & Rodent Control		School	398,000	Cancelled, Abated or Adjusted (1991)	
Other Welfare Services		Self-Liquidating	2,550,000	Transfers to Foreclosed Property	
RECREATION and CONSERVATION		Other	15,827,594	Balance December 31, 1991	1,219,784.54
Beaches and Boardwalks		Total	18,775,594	PROPERTY ACQUIRED BY DEED OR FORECLOSURE	
Parks, Playgrounds, Shade Trees		ISSUED AND OUTSTANDING		Balance January 1, 1991	5,674,280.00
Land Reclamation & Conservation	94,466.93	School	398,000.00	Transfers From Taxes or Liens	
Other Recreational Services	219,414.00	Self-Liquidating	2,550,000.00	Sale for Cash (1991)	
EDUCATION (excluding schools)		Other	10,183,000.00	Cancelled, Abated or Adjusted (1991)	
Libraries	537,653.00	Total	13,131,000.00	Balance December 31, 1991	5,674,280.00
Other Educational Services	9,550.00	EQUALIZED VALUATION BASIS FOR NET DEBT COMPUTATION	1,884,650,415	CURRENT FINANCES DECEMBER 31, 1991	
STATUTORY EXPENDITURES		REAL PROPERTY VALUATIONS		ASSETS	
Pensions & F. I. C. A.	780,853.00	Code Class # of Parcels % VAL'N	ASSESSED VALUATION	Cash Dec. 31, 1991	6,088,172.98
Employee Fringe Benefits	997,856.00	1 Vacant Land 620 2.21	30,578,000.00	Taxes Receivable	804,200.92
Other Statutory Expenditures		2 Residential 6509 52.36	729,817,400.00	Tax Title Liens	1,219,784.54
CETA And Other Public Employment Programs		3 Farm 16 .01	181,300.00	Foreclosed Property	5,674,280.00
MUNICIPAL FUNCTIONS TOTAL	11,067,513.94	4a Commercial 210 10.74	148,229,400.00	Emergencies & Other Deferred Charges	
CAPITAL IMPROVEMENTS *MEMO*	40,000.00	4b Industrial 295 34.17	471,778,500.00	State and Federal Aid Receivable	51,075.50
DEBT SERVICE		4c Apartments		Other Receivables	913,872.51
Principal Payments	1,340,000.00	Total	1,382,534,600.00	Total	14,751,386.45
Interest Payments	476,334.28			LIABILITIES, RESERVES, AND SURPLUS	
DEFERRED CHARGES	25,153.73	Land Area 8.20 Sq. Miles		Cash Liabilities	5,010,697.99
SCHOOL, COUNTY, SPECIAL DISTRICT TAXES	32,935,290.30	Net Valuation Taxable-Municipal	1,389,833,197	Reserves for Receivables	8,791,353.19
RESERVE FOR UNCOLLECTED TAXES	1,510,550.00	Net Valuation Taxable-County	2,008,635,272	Surplus Dec. 31, 1991	949,335.27
EXPENDITURES TOTAL	47,354,892.25	State Equalized Valuation	1,971,142,302	Total	14,751,386.45
		State Equalization Ratio	70.37		

1223
 Population 1980 14,361
 Population 1990 13,692
 S & P Rating
 Moody Rating AAA

General Tax Rate Per \$100.
 4.14
 State Equalized Tax Rate
 2.27

SOUTH RIVER BOROUGH - MIDDLESEX CO.
 Form of Government
 Borough Council
 Number of Members - 6

PER CAPITA:
 Gross Debt 649.11
 Net Debt 310.13
 Debt Service 39.41
 Total Tax Levy 1,095.90
 Municipal Expenditures 502.18
 PER CENT:
 Gross Debt 1.36
 Net Debt .65
 Tax Levy Collected 96.93
 Tax Levy Cancelled, Abated or Adjusted .79

EXPENDITURES		REVENUES-REALIZED		1991 PROPERTY TAX	
GENERAL GOVERNMENT				STATE EQUALIZED TAX RATE $\frac{1}{100} = 1.28$	
Governing Body & Public Boards	13,950.00	1991 Property Taxes Collected	14,559,581.07	Local District School Taxes	8,437,557.00
Municipal Clerk	62,825.00	1991 Payments in Lieu of Taxes		Regional & Consolidated School Tax	
Financial Administration	90,905.00	Delinquent Tax & Lien Collections	313,825.16	School Taxes in Municipal Budget	
Assessment of Taxes	48,325.00	Business Personalty Replacement Taxes	126,010.88	County Taxes	2,796,074.47
Collection of Taxes	56,365.00	Taxes from Public Utilities	276,033.00	County Library Taxes	
Planning, Housing & Development	265,612.00	Other Miscellaneous Tax Revenues		Local Municipal Purpose Taxes	3,750,679.56
Human Resources	100,284.56	State Aid Revenues	915,991.45	Veteran & Senior Citizen Taxes	222,400.00
Elections	9,035.00	Federal Aid Revenues		Total Taxes for Rate Computation	15,206,711.03
General Administration (other)	337,965.00	State and Local Fiscal Assistance Act Utilized		Special District Taxes	
JUDICIARY		Sale of Acquired Property		Bank Corp. Taxes	
Municipal Courts	88,582.37	Other Miscellaneous Revenues	968,211.38	Added and Omitted Taxes	20,816.62
PUBLIC SAFETY		Total	17,159,652.94	Total Taxes Levied - ABSTRACT	15,005,127.65
Fire Protection	107,208.00	Prior Years Surplus Appropriated	900,000.00	Total Taxes Billed	15,020,568.57
Police Protection	1,472,159.48	REVENUES TOTAL	18,059,652.94	1991 TAXES COLLECTED	14,559,581.07
Civil Defense & Disaster Control	11,200.00	Reserve For Uncollected Taxes	358,498.94	1991 Taxes Cancelled, Abated or Adjusted	118,162.25
Environmental Inspection & Control	109,302.00	CAPITAL OUTLAY TOTAL	1,760,594.75	Transfer to Tax Title Liens or Foreclosed	25,149.86
Other Public Safety				Balance Outstanding Dec. 31, 1991	317,675.39
PUBLIC WORKS				PRIOR YEARS TAXES OUTSTANDING	
Streets and Drainage	314,045.00	Public Enterprises	1,214,231.03	Balance January 1, 1991	327,725.13
Sewers and Sewage Processing	540,400.63	Recreation-Culture		Collected in 1991	313,825.16
Garbage and Trash Disposal	996,829.00	Public Works	428,483.34	Cancelled, Abated or Adjusted 1991	
Public Buildings and Grounds	67,200.00	Buildings and Grounds	117,880.38	Transfers to Tax Title Liens or Foreclosed	10,563.35
Other Public Works	56,000.00	Library and Education		Balance December 31, 1991	3,336.62
HEALTH and WELFARE		Conservation		TAX TITLE LIENS OUTSTANDING	
Health Services Except Environmental	55,725.00	All Other		Balance January 1, 1991	33,842.99
Welfare-Public Assistance	68,855.00	CAPITAL DEBT AUTHORIZED, DECEMBER 31, 1991		Transfer From Taxes	38,153.90
Hospital, Clinics, First Aid		ISSUED AND UNISSUED		Redeemed in 1991	
Animal, Insect, & Rodent Control	15,820.00	School		Cancelled, Abated or Adjusted (1991)	
Other Welfare Services		Self-Liquidating	4,801,500	Transfers to Foreclosed Property	
RECREATION and CONSERVATION		Other	4,086,152	Balance December 31, 1991	71,996.89
Beaches and Boardwalks		Total	8,887,652	PROPERTY ACQUIRED BY DEED OR FORECLOSURE	
Parks, Playgrounds, Shade Trees	87,052.00	ISSUED AND OUTSTANDING		Balance January 1, 1991	96,720.00
Land Reclamation & Conservation	17,696.64	School		Transfers From Taxes or Liens	
Other Recreational Services	33,200.00	Self-Liquidating	4,281,500.00	Sale for Cash (1991)	
EDUCATION (excluding schools)		Other	3,937,200.00	Cancelled, Abated or Adjusted (1991)	
Libraries	248,562.00	Total	8,218,700.00	Balance December 31, 1991	96,720.00
Other Educational Services	500.00	EQUALIZED VALUATION BASIS		CURRENT FINANCES DECEMBER 31, 1991	
STATUTORY EXPENDITURES		FOR NET DEBT COMPUTATION	653,788,523	ASSETS	
Pensions & F. L. C. A.	412,283.00	REAL PROPERTY VALUATIONS		Cash Dec. 31, 1991	1,687,981.64
Employee Fringe Benefits	243,330.00	Code Class # of Parcels % VAL'N		Taxes Receivable	321,012.01
Other Statutory Expenditures	2,000.00	1 Vacant Land 334 1.77	6,389,000.00	Tax Title Liens	71,996.89
CETA And Other Public Employment Programs		2 Residential 4016 85.67	309,735,800.00	Foreclosed Property	96,720.00
MUNICIPAL FUNCTIONS		3 Farm 1	3,700.00	Emergencies & Other Deferred Charges	
MUNICIPAL FUNCTIONS TOTAL	5,933,216.68	4a Commercial 200 7.22	25,121,300.00	State and Federal Aid Receivable	
CAPITAL IMPROVEMENTS	30,000.00	4b Industrial 30 1.38	6,794,100.00	Other Receivables	6,665.40
DEBT SERVICE		4c Apartments 10 3.46	12,497,000.00	Total	2,184,375.94
Principal Payments	283,700.00	Total	361,540,900.00	LIABILITIES, RESERVES, AND SURPLUS	
Interest Payments	255,922.99	Land Area 2.30 Sq. Miles		Cash Liabilities	1,096,444.94
DEFERRED CHARGES	44,543.00	Net Valuation Taxable-Municipal	362,312,849	Reserves for Receivables	496,394.30
SCHOOL, COUNTY, SPECIAL DISTRICT TAXES	11,233,631.47	Net Valuation Taxable-County	685,024,795	Surplus Dec. 31, 1991	591,536.70
RESERVE FOR UNCOLLECTED TAXES	358,498.94	State Equalized Valuation	659,676,451	Total	2,184,375.94
EXPENDITURES TOTAL	18,109,518.08	State Equalization Ratio	54.37		

1529

Population 1980 3,954
 Population 1990 3,869
 S & P Rating
 Moody Rating

General Tax Rate Per \$100.

State Equalized Tax Rate

2.52

2.25

SOUTH TOMS RIVER BORO. - OCEAN CO.
 Form of Government
 Borough Council
 Number of Members - 6

PER CAPITA:

Gross Debt 232.56
 Net Debt 163.41
 Debt Service 11.56
 Total Tax Levy 613.60
 Municipal Expenditures 399.05

PER CENT:

Gross Debt .85
 Net Debt .60
 Tax Levy Collected 90.97
 Tax Levy Cancelled, Abated or Adjusted

EXPENDITURES		REVENUES-REALIZED		1991 PROPERTY TAX	
GENERAL GOVERNMENT				STATE EQUALIZED TAX RATE	
Governing Body & Public Boards	11,920.00			Local District School Taxes	
Municipal Clerk	49,500.00	1991 Property Taxes Collected		Regional & Consolidated School Tax	
Financial Administration	41,000.00	1991 Payments in Lieu of Taxes		School Taxes in Municipal Budget	
Assessment of Taxes	6,230.00	Delinquent Tax & Lien Collections		County Taxes	
Collection of Taxes	20,716.00	Business Personalty Replacement Taxes		County Library Taxes	
Planning, Housing & Development	3,050.00	Taxes from Public Utilities		Local Municipal Purpose Taxes	
Human Resources	89,538.00	Other Miscellaneous Tax Revenues		Veteran & Senior Citizen Taxes	
Elections		State Aid Revenues		Total Taxes for Rate Computation	
General Administration (other)	207,720.00	Federal Aid Revenues		Special District Taxes	
JUDICIARY		State and Local Fiscal Assistance Act Utilized		Bank Corp. Taxes	
Municipal Courts	36,465.00	Sale of Acquired Property		Added and Omitted Taxes	
PUBLIC SAFETY		Other Miscellaneous Revenues		Total Taxes Levied - ABSTRACT	
Fire Protection	39,056.00	Total		Total Taxes Billed	
Police Protection	257,386.00	Prior Years Surplus Appropriated		1991 TAXES COLLECTED	
Civil Defense & Disaster Control	801.00	REVENUES TOTAL		1991 Taxes Cancelled, Abated or Adjusted	
Environmental Inspection & Control	5,350.00	Reserve For Uncollected Taxes		Transfer to Tax Title Liens or Foreclosed	
Other Public Safety		CAPITAL OUTLAY TOTAL		Balance Outstanding Dec. 31, 1991	
PUBLIC WORKS				PRIOR YEARS TAXES OUTSTANDING	
Streets and Drainage	84,177.00	Public Enterprises		Balance January 1, 1991	
Sewers and Sewage Processing		Recreation-Culture		Collected in 1991	
Garbage and Trash Disposal	237,090.00	Public Works		Cancelled, Abated or Adjusted 1991	
Public Buildings and Grounds	12,864.00	Buildings and Grounds		Transfers to Tax Title Liens or Foreclosed	
Other Public Works	12,000.00	Library and Education		Balance December 31, 1991	
HEALTH and WELFARE		Conservation		TAX TITLE LIENS OUTSTANDING	
Health Services Except Environmental	26,801.00	All Other		Balance January 1, 1991	
Welfare-Public Assistance	34,850.00	CAPITAL DEBT AUTHORIZED, DECEMBER 31, 1991		Transfer From Taxes	
Hospital, Clinics, First Aid		ISSUED AND UNISSUED GROSS DEBT NET DEBT		Redeemed in 1991	
Animal, Insect, & Rodent Control		School 267,510		Cancelled, Abated or Adjusted (1991)	
Other Welfare Services		Self-Liquidating		Transfers to Foreclosed Property	
RECREATION and CONSERVATION		Other 632,250		Balance December 31, 1991	
Beaches and Boardwalks		Total 899,760		PROPERTY ACQUIRED BY DEED OR FORECLOSURE	
Parks, Playgrounds, Shade Trees	1,000.00	ISSUED AND OUTSTANDING		Balance January 1, 1991	
Land Reclamation & Conservation	18,250.00	School		Transfers From Taxes or Liens	
Other Recreational Services	32.48	Self-Liquidating		Sale for Cash (1991)	
EDUCATION (excluding schools)		Other		Cancelled, Abated or Adjusted (1991)	
Libraries		Total		Balance December 31, 1991	
Other Educational Services		EQUALIZED VALUATION BASIS		CURRENT FINANCES DECEMBER 31, 1991	
STATUTORY EXPENDITURES		FOR NET DEBT COMPUTATION		ASSETS	
Pensions & F. L. C. A.	60,963.29	REAL PROPERTY VALUATIONS		Cash Dec. 31, 1991	
Employee Fringe Benefits		Code Class # of Parcels % VAL'N ASSESSED VALUATION		Taxes Receivable	
Other Statutory Expenditures	1,350.00	1 Vacant Land 76 2.25 2,108,000.00		Tax Title Liens	
CETA And Other Public Employment Programs		2 Residential 1071 82.70 77,598,900.00		Foreclosed Property	
MUNICIPAL FUNCTIONS TOTAL	1,262,159.75	3 Farm		Emergencies & Other Deferred Charges	
CAPITAL IMPROVEMENTS **E.M.O**		4a Commercial 47 14.28 13,402,400.00		State and Federal Aid Receivable	
DEBT SERVICE		4b Industrial 2 .77 725,300.00		Other Receivables	
Principal Payments	31,000.00	4c Apartments		Total	
Interest Payments	13,736.15	Total 1126 93,834,600.00		LIABILITIES, RESERVES, AND SURPLUS	
DEFERRED CHARGES	16,010.71	Land Area 1.20 Sq. Miles		Cash Liabilities	
SCHOOL, COUNTY, SPECIAL DISTRICT TAXES	1,607,400.53	Net Valuation Taxable-Municipal		Reserves for Receivables	
RESERVE FOR UNCOLLECTED TAXES	221,000.00	Net Valuation Taxable-County		Surplus Dec. 31, 1991	
EXPENDITURES TOTAL	3,151,307.14	State Equalized Valuation		Total	
		State Equalization Ratio			

0333
 Population 1980 8,808
 Population 1990 10,202
 S & P Rating
 Moody Rating

General Tax Rate Per \$100. 1.72
 State Equalized Tax Rate 1.62

SOUTHAMPTON TWP. - BURLINGTON CO.
 Form of Government
 Township Committee
 Number of Members - 5

PER CAPITA:
 Gross Debt 225.64
 Net Debt 81.61
 Debt Service .40
 Total Tax Levy 799.08
 Municipal Expenditures 261.32

PER CENT:
 Gross Debt .49
 Net Debt .18
 Tax Levy Collected 93.71
 Tax Levy Cancelled, Abated or Adjusted .43

EXPENDITURES		REVENUES-REALIZED		1991 PROPERTY TAX	
GENERAL GOVERNMENT				STATE EQUALIZED TAX RATE	
Governing Body & Public Boards		1991 Property Taxes Collected	7,637,865.00	Local District School Taxes	.78 3,849,275.00
Municipal Clerk		1991 Payments in Lieu of Taxes		Regional & Consolidated School Tax	.24 1,179,971.18
Financial Administration	28,020.00	Delinquent Tax & Lien Collections	503,723.00	School Taxes in Municipal Budget	
Assessment of Taxes	115,334.00	Business Personalty Replacement Taxes	40,674.00	County Taxes	.55 2,722,362.50
Collection of Taxes	43,100.00	Taxes from Public Utilities	750,389.00	County Library Taxes	.03 166,744.38
Planning, Housing & Development	34,600.00	Other Miscellaneous Tax Revenues		Local Municipal Purpose Taxes	.02 118,270.00
Human Resources		State Aid Revenues	349,982.00	Veteran & Senior Citizen Taxes	
Elections	4,800.00	Federal Aid Revenues		Total Taxes for Rate Computation	1.62 8,230,423.06
General Administration (other)	317,300.00	State and Local Fiscal Assistance Act Utilized		Special District Taxes	
JUDICIARY		Sale of Acquired Property		Bank Corp. Taxes	
Municipal Courts	74,219.00	Other Miscellaneous Revenues	435,828.00	Added and Omitted Taxes	115,558.00
PUBLIC SAFETY		Total	9,718,461.00	Total Taxes Levied - ABSTRACT	8,152,181.06
Fire Protection	76,999.00	Prior Years Surplus Appropriated	700,000.00	Total Taxes Billed	8,150,425.00
Police Protection	30,000.00	REVENUES TOTAL	10,418,461.00	1991 TAXES COLLECTED	7,637,865.00
Civil Defense & Disaster Control	1,400.00	Reserve For Uncollected Taxes	582,315.00	1991 Taxes Cancelled, Abated or Adjusted	34,693.00
Environmental Inspection & Control	63,350.00	CAPITAL OUTLAY TOTAL	5,298.00	Transfer to Tax Title Liens or Foreclosed	41,329.00
Other Public Safety				Balance Outstanding Dec. 31, 1991	436,538.00
PUBLIC WORKS				PRIOR YEARS TAXES OUTSTANDING	
Streets and Drainage	527,820.00	Public Enterprises		Balance January 1, 1991	497,654.00
Sewers and Sewage Processing	10,230.00	Recreation-Culture		Collected in 1991	476,531.00
Garbage and Trash Disposal	274,500.00	Public Works		Cancelled, Abated or Adjusted 1991	2,212.00
Public Buildings and Grounds	30,500.00	Buildings and Grounds	5,298.00	Transfers to Tax Title Liens or Foreclosed	17,821.00
Other Public Works		Library and Education		Balance December 31, 1991	1,090.00
HEALTH and WELFARE		Conservation		TAX TITLE LIENS OUTSTANDING	
Health Services Except Environmental	10,500.00	All Other		Balance January 1, 1991	157,025.00
Welfare-Public Assistance	7,000.00	CAPITAL DEBT AUTHORIZED, DECEMBER 31, 1991		Transfer From Taxes	62,021.00
Hospital, Clinics, First Aid		ISSUED AND UNISSUED		Redeemed in 1991	27,192.00
Animal, Insect, & Rodent Control	14,000.00	School	1,469,437	Cancelled, Abated or Adjusted (1991)	
Other Welfare Services		Self-Liquidating		Transfers to Foreclosed Property	
RECREATION and CONSERVATION		Other	832,559	Balance December 31, 1991	191,854.00
Beaches and Boardwalks		Total	2,301,996	PROPERTY ACQUIRED BY DEED OR FORECLOSURE	
Parks, Playgrounds, Shade Trees	9,760.00	ISSUED AND OUTSTANDING		Balance January 1, 1991	22,900.00
Land Reclamation & Conservation	5,435.00	School	1,469,437.62	Transfers From Taxes or Liens	
Other Recreational Services	30,000.00	Self-Liquidating		Sale for Cash (1991)	
EDUCATION (excluding schools)		Other	56,967.00	Cancelled, Abated or Adjusted (1991)	
Libraries	33,000.00	Total	1,526,404.62	Balance December 31, 1991	22,900.00
Other Educational Services		EQUALIZED VALUATION BASIS		CURRENT FINANCES DECEMBER 31, 1991	
STATUTORY EXPENDITURES		FOR NET DEBT COMPUTATION	471,153,572	ASSETS	
Pensions & F. L. C. A.	107,000.00	REAL PROPERTY VALUATIONS		Cash Dec. 31, 1991	1,512,397.00
Employee Fringe Benefits	153,000.00	Code Class # of Parcels % VAL'N		Taxes Receivable	437,628.00
Other Statutory Expenditures	4,000.00	1 Vacant Land 858 3.97	18,360,450.00	Tax Title Liens	191,854.00
CETA And Other Public Employment Programs		2 Residential 3810 84.49	390,793,750.00	Foreclosed Property	22,900.00
MUNICIPAL FUNCTIONS TOTAL	2,015,917.00	3 Farm 464 4.44	20,561,750.00	Emergencies & Other Deferred Charges	62,462.00
CAPITAL IMPROVEMENTS *MEMO*		4a Commercial 130 5.20	24,030,550.00	State and Federal Aid Receivable	9,508.00
DEBT SERVICE		4b Industrial 23 1.90	8,787,050.00	Other Receivables	41,084.00
Principal Payments	2,891.00	4c Apartments		Total	2,277,833.00
Interest Payments	1,134.00	Total	5290	LIABILITIES, RESERVES, AND SURPLUS	
DEFERRED CHARGES	63,634.00	Land Area 43.31 Sq. Miles		Cash Liabilities	940,981.00
SCHOOL, COUNTY, SPECIAL DISTRICT TAXES	7,913,353.06	Net Valuation Taxable-Municipal	467,286,309	Reserves for Receivables	693,466.00
RESERVE FOR UNCOLLECTED TAXES	582,315.00	Net Valuation Taxable-County	493,392,778	Surplus Dec. 31, 1991	643,386.00
EXPENDITURES TOTAL	10,584,294.06	State Equalized Valuation	495,192,320	Total	2,277,833.00
		State Equalization Ratio	94.31		

1918
Population 1980 13,333
Population 1990 15,157
S & P Rating A+
Moody Rating A

General Tax Rate Per \$100. 2.70
State Equalized Tax Rate 2.02

SPARTA TOWNSHIP - SUSSEX COUNTY
Form of Government
Council-Manager Plan B (OMCL 50)
Number of Members - 5

PER CAPITA:
Gross Debt 614.35
Net Debt 247.15
Debt Service 61.14
Total Tax Levy 1,748.02
Municipal Expenditures 654.15
PER CENT:
Gross Debt .73
Net Debt .29
Tax Levy Collected 93.21
Tax Levy Cancelled, Abated or Adjusted .24

EXPENDITURES		REVENUES-REALIZED		1991 PROPERTY TAX	
GENERAL GOVERNMENT				STATE EQUALIZED TAX RATE	
Governing Body & Public Boards	19,305.00	1991 Property Taxes Collected		Local District School Taxes	1.26 16,418,274.00
Municipal Clerk	83,830.00	1991 Payments in Lieu of Taxes		Regional & Consolidated School Tax	
Financial Administration		Delinquent Tax & Lien Collections		School Taxes in Municipal Budget	
Assessment of Taxes	93,265.00	Business Personalty Replacement Taxes		County Taxes	.34 * 4,488,514.24
Collection of Taxes	213,325.00	Taxes from Public Utilities		County Library Taxes	
Planning, Housing & Development	112,940.00	Other Miscellaneous Tax Revenues		Local Municipal Purpose Taxes	.41 5,395,728.70
Human Resources	127,222.00	State Aid Revenues		Veteran & Senior Citizen Taxes	63,150.00
Elections	8,235.00	Federal Aid Revenues		Total Taxes for Rate Computation	2.01 26,365,666.94
General Administration (other)	490,610.00	State and Local Fiscal Assistance Act Utilized		Special District Taxes	
JUDICIARY		Sale of Acquired Property		Bank Corp. Taxes	
Municipal Courts	94,903.14	Other Miscellaneous Revenues		Added and Omitted Taxes	192,272.14
PUBLIC SAFETY		Total		Total Taxes Levied - ABSTRACT	26,494,789.08
Fire Protection	97,439.40	Prior Years Surplus Appropriated		Total Taxes Billed	26,546,134.39
Police Protection	1,934,560.50	REVENUES TOTAL		1991 TAXES COLLECTED	24,743,480.26
Civil Defense & Disaster Control	250.00	Reserve For Uncollected Taxes		1991 Taxes Cancelled, Abated or Adjusted	64,772.06
Environmental Inspection & Control	164,764.36	CAPITAL OUTLAY TOTAL		Transfer to Tax Title Liens or Foreclosed	131,784.30
Other Public Safety				Balance Outstanding Dec. 31, 1991	1,606,097.77
PUBLIC WORKS		Public Enterprises		PRIOR YEARS TAXES OUTSTANDING	
Streets and Drainage	1,157,430.00	Recreation-Culture		Balance January 1, 1991	1,356,601.65
Sewers and Sewage Processing	207,135.00	Public Works		Collected in 1991	1,199,079.14
Garbage and Trash Disposal		Buildings and Grounds		Cancelled, Abated or Adjusted 1991	36,557.45
Public Buildings and Grounds	66,750.00	Library and Education		Transfers to Tax Title Liens or Foreclosed	96,794.68
Other Public Works		Conservation		Balance December 31, 1991	24,170.38
HEALTH and WELFARE		All Other		TAX TITLE LIENS OUTSTANDING	
Health Services Except Environmental	269,350.00	CAPITAL DEBT AUTHORIZED, DECEMBER 31, 1991		Balance January 1, 1991	105,448.90
Welfare-Public Assistance	59,045.00	ISSUED AND UNISSUED		Transfer From Taxes	241,662.04
Hospital, Clinics, First Aid		GROSS DEBT		Redeemed in 1991	4,539.51
Animal, Insect, & Rodent Control	42,037.82	NET DEBT		Cancelled, Abated or Adjusted (1991)	
Other Welfare Services		SCHOOL		Transfers to Foreclosed Property	
RECREATION and CONSERVATION		Self-Liquidating		Balance December 31, 1991	342,571.43
Beaches and Boardwalks		Other		PROPERTY ACQUIRED BY DEED OR	
Parks, Playgrounds, Shade Trees	6,500.00	Total		FORECLOSURE	
Land Reclamation & Conservation	7,636.39	ISSUED AND OUTSTANDING		Balance January 1, 1991	220,255.00
Other Recreational Services	269,335.00	SCHOOL		Transfers From Taxes or Liens	
EDUCATION (excluding schools)		Self-Liquidating		Sale for Cash (1991)	
Libraries	430,326.00	Other		Cancelled, Abated or Adjusted (1991)	
Other Educational Services		Total		Balance December 31, 1991	220,255.00
STATUTORY EXPENDITURES		EQUALIZED VALUATION BASIS		CURRENT FINANCES DECEMBER 31, 1991	
Pensions & F. I. C. A.	607,123.00	FOR NET DEBT COMPUTATION		ASSETS	
Employee Fringe Benefits	517,663.00	REAL PROPERTY VALUATIONS		Cash Dec. 31, 1991	2,392,201.79
Other Statutory Expenditures	100.00			Taxes Receivable	1,630,268.15
CETA And Other Public Employment Programs				Tax Title Liens	342,571.43
MUNICIPAL FUNCTIONS TOTAL	7,086,730.61			Foreclosed Property	220,255.00
CAPITAL IMPROVEMENTS *MEMO	35,025.00			Emergencies & Other Deferred Charges	
DEBT SERVICE				State and Federal Aid Receivable	37,934.27
Principal Payments	689,529.72			Other Receivables	61,247.85
Interest Payments	237,232.57			Total	4,684,478.49
DEFERRED CHARGES	41,400.00			LIABILITIES, RESERVES, AND SURPLUS	
SCHOOL, COUNTY, SPECIAL DISTRICT TAXES	20,906,788.24			Cash Liabilities	1,158,189.94
RESERVE FOR UNCOLLECTED TAXES	1,860,021.00			Reserves for Receivables	2,210,059.52
EXPENDITURES TOTAL	30,821,702.14			Surplus Dec. 31, 1991	1,316,229.03
				Total	4,684,478.49

1224
 Population 1980 7,840
 Population 1990 7,983
 S & P Rating
 Moody Rating AAA
 General Tax Rate Per \$100. 4.38
 State Equalized Tax Rate 2.26

SPOTSWOOD BOROUGH - MIDDLESEX CO.
 Form of Government
 Mayor-Council Plan B (OMCL 50)
 Number of Members - 5

PER CAPITA:
 Gross Debt 854.57
 Net Debt 283.13
 Debt Service 41.83
 Total Tax Levy 1,056.08
 Municipal Expenditures 480.62
 PER CENT:
 Gross Debt 1.83
 Net Debt .60
 Tax Levy Collected 97.19
 Tax Levy Cancelled, Abated or Adjusted .02

EXPENDITURES		REVENUES-REALIZED		1991 PROPERTY TAX	
GENERAL GOVERNMENT				STATE EQUALIZED TAX RATE	
Governing Body & Public Boards	3,435.00	1991 Property Taxes Collected	8,206,566.39	Local District School Taxes	1.32 4,892,246.50
Municipal Clerk	57,066.00	1991 Payments in Lieu of Taxes		Regional & Consolidated School Tax	
Financial Administration	138,261.00	Delinquent Tax & Lien Collections	173,274.68	School Taxes in Municipal Budget	
Assessment of Taxes	15,455.00	Business Personalty Replacement Taxes	236,935.53	County Taxes	.43 1,579,640.04
Collection of Taxes		Taxes from Public Utilities	389,405.00	County Library Taxes	
Planning, Housing & Development	14,860.00	Other Miscellaneous Tax Revenues		Local Municipal Purpose Taxes	.52 1,922,666.12
Human Resources	49,835.00	State Aid Revenues	419,825.75	Veteran & Senior Citizen Taxes	
Elections		Federal Aid Revenues		Total Taxes for Rate Computation	2.27 8,452,252.66
General Administration (other)	205,508.54	State and Local Fiscal Assistance Act Utilized		Special District Taxes	
JUDICIARY		Sale of Acquired Property		Bank Corp. Taxes	
Municipal Courts	68,692.79	Other Miscellaneous Revenues	473,291.46	Added and Omitted Taxes	36,119.38
PUBLIC SAFETY		Total	9,398,298.81	Total Taxes Levied - ABSTRACT	8,430,672.04
Fire Protection	48,422.10	Prior Years Surplus Appropriated	250,000.00	Total Taxes Billed	8,443,581.02
Police Protection	1,011,915.57	REVENUES TOTAL	10,148,298.81	1991 TAXES COLLECTED	8,206,566.39
Civil Defense & Disaster Control	800.00	Reserve For Uncollected Taxes	255,679.98	1991 Taxes Cancelled, Abated or Adjusted	2,054.22
Environmental Inspection & Control	31,754.00	CAPITAL OUTLAY TOTAL	611,445.93	Transfer to Tax Title Liens or Foreclosed	18,389.46
Other Public Safety				Balance Outstanding Dec. 31, 1991	216,570.95
PUBLIC WORKS				PRIOR YEARS TAXES OUTSTANDING	
Streets and Drainage	275,754.00	Public Enterprises	41,545.03	Balance January 1, 1991	171,555.73
Sewers and Sewage Processing	191,434.00	Recreation-Culture	7,735.39	Collected in 1991	170,855.21
Garbage and Trash Disposal	225,600.00	Public Works	448,438.36	Cancelled, Abated or Adjusted 1991	
Public Buildings and Grounds	53,776.00	Buildings and Grounds	113,727.15	Transfers to Tax Title Liens or Foreclosed	700.52
Other Public Works		Library and Education		Balance December 31, 1991	
HEALTH and WELFARE		Conservation		TAX TITLE LIENS OUTSTANDING	
Health Services Except Environmental	48,147.00	All Other		Balance January 1, 1991	77,169.60
Welfare-Public Assistance	28,752.00	CAPITAL DEBT AUTHORIZED, DECEMBER 31, 1991		Transfer From Taxes	19,252.41
Hospital, Clinics, First Aid		ISSUED AND UNISSUED GROSS DEBT NET DEBT		Redeemed in 1991	2,419.47
Animal, Insect, & Rodent Control	700.00	School 2,888,000		Cancelled, Abated or Adjusted (1991)	
Other Welfare Services	4,400.00	Self-Liquidating 1,308,000		Transfers to Foreclosed Property	
RECREATION and CONSERVATION		Other 2,626,000	2,260,249	Balance December 31, 1991	94,002.54
Beaches and Boardwalks		Total 6,822,000	2,260,249	PROPERTY ACQUIRED BY DEED OR FORECLOSURE	
Parks, Playgrounds, Shade Trees				Balance January 1, 1991	69,800.00
Land Reclamation & Conservation	9,640.75	ISSUED AND OUTSTANDING		Transfers From Taxes or Liens	
Other Recreational Services	29,405.00	School 2,888,000.00		Sale for Cash (1991)	
EDUCATION (excluding schools)		Self-Liquidating 608,000.00		Cancelled, Abated or Adjusted (1991)	
Libraries	132,520.00	Other 2,212,000.00		Balance December 31, 1991	69,800.00
Other Educational Services		Total 5,708,000.00		CURRENT FINANCES DECEMBER 31, 1991	
STATUTORY EXPENDITURES		EQUALIZED VALUATION BASIS		ASSETS	
Pensions & F. L. C. A.	282,614.00	FOR NET DEBT COMPUTATION	373,715,403	Cash Dec. 31, 1991	530,272.36
Employee Fringe Benefits	239,600.00	REAL PROPERTY VALUATIONS		Taxes Receivable	216,570.95
Other Statutory Expenditures	5,000.00	Code Class # of Parcels % VAL'N ASSESSED VALUATION		Tax Title Liens	94,002.54
CETA And Other Public Employment Programs		1 Vacant Land 423 1.73 3,282,500.00		Foreclosed Property	69,800.00
MUNICIPAL FUNCTIONS TOTAL	3,223,547.75	2 Residential 2306 84.95 160,997,900.00		Emergencies & Other Deferred Charges	
CAPITAL IMPROVEMENTS *MEMO*	30,000.00	3 Farm 1 4,000.00		State and Federal Aid Receivable	
DEBT SERVICE		4a Commercial 55 6.59 12,511,300.00		Other Receivables	.03
Principal Payments	177,000.00	4b Industrial 6 5.59 10,615,000.00		Total	910,645.88
Interest Payments	156,890.19	4c Apartments 3 1.23 2,339,400.00		LIABILITIES, RESERVES, AND SURPLUS	
		Total 2794 189,750,100.00		Cash Liabilities	311,975.49
DEFERRED CHARGES	13,705.72	Land Area 2.15 Sq. Miles		Reserves for Receivables	380,373.52
SCHOOL, COUNTY, SPECIAL DISTRICT TAXES	5,471,336.54	Net Valuation Taxable-Municipal	191,951,179	Surplus Dec. 31, 1991	218,296.87
RESERVE FOR UNCOLLECTED TAXES	255,679.98	Net Valuation Taxable-County	346,182,684	Total	910,645.88
EXPENDITURES TOTAL	10,303,710.18	State Equalized Valuation	369,773,046		
		State Equalization Ratio	51.55		

1348

Population 1980 4,215
 Population 1990 3,499
 S & P Rating A
 Moody Rating

General Tax Rate Per \$100.

.95

State Equalized Tax Rate

1.06

SPRING LAKE BOROUGH - MONMOUTH CO.

Form of Government

Borough Council

Number of Members - 6

PER CAPITA:

Gross Debt 1,738.24
 Net Debt 1,556.91
 Debt Service 219.70
 Total Tax Levy 2,348.79
 Municipal Expenditures 1,272.92

PER CENT:

Gross Debt .78
 Net Debt .70
 Tax Levy Collected 94.32
 Tax Levy Cancelled, Abated or Adjusted .29

EXPENDITURES		REVENUES-REALIZED		1991 PROPERTY TAX	
GENERAL GOVERNMENT				STATE EQUALIZED TAX RATE	
Governing Body & Public Boards		1991 Property Taxes Collected	7,335,365.90	Local District School Taxes	.27 2,069,400.50
Municipal Clerk		1991 Payments in Lieu of Taxes		Regional & Consolidated School Tax	
Financial Administration	9,375.00	Delinquent Tax & Lien Collections	318,777.36	School Taxes in Municipal Budget	
Assessment of Taxes	17,065.24	Business Personalty Replacement Taxes	26,136.64	County Taxes	.42 * 3,238,679.98
Collection of Taxes	51,753.42	Taxes from Public Utilities	274,017.00	County Library Taxes	
Planning, Housing & Development	15,200.00	Other Miscellaneous Tax Revenues		Local Municipal Purpose Taxes	.37 2,896,645.00
Human Resources	55,734.00	State Aid Revenues	106,301.02	Veteran & Senior Citizen Taxes	27,550.00
Elections		Federal Aid Revenues		Total Taxes for Rate Computation	1.06 8,232,275.48
General Administration (other)	423,492.25	State and Local Fiscal Assistance Act Utilized		Special District Taxes	
JUDICIARY		Sale of Acquired Property		Bank Corp. Taxes	
Municipal Courts	30,736.02	Other Miscellaneous Revenues	579,177.84	Added and Omitted Taxes	13,689.94
PUBLIC SAFETY		Total	9,139,776.26	Total Taxes Levied - ABSTRACT	8,218,415.42
Fire Protection	24,476.50	Prior Years Surplus Appropriated	565,000.00	Total Taxes Billed	8,306,776.46
Police Protection	723,643.00	REVENUES TOTAL	9,704,776.26	1991 TAXES COLLECTED	7,835,365.90
Civil Defense & Disaster Control		Reserve For Uncollected Taxes	397,672.60	1991 Taxes Cancelled, Abated or Adjusted	23,798.54
Environmental Inspection & Control	50,504.76	CAPITAL OUTLAY TOTAL	718,415.51	Transfer to Tax Title Liens or Foreclosed	9,437.81
Other Public Safety				Balance Outstanding Dec. 31, 1991	438,174.21
PUBLIC WORKS				PRIOR YEARS TAXES OUTSTANDING	
Streets and Drainage	249,534.00	Public Enterprises	78,450.18	Balance January 1, 1991	369,021.99
Sewers and Sewage Processing	145,161.00	Recreation-Culture		Collected in 1991	318,777.86
Garbage and Trash Disposal	326,108.00	Public Works	68,796.05	Cancelled, Abated or Adjusted 1991	
Public Buildings and Grounds	154,888.00	Buildings and Grounds	571,169.28	Transfers to Tax Title Liens or Foreclosed	20,587.41
Other Public Works		Library and Education		Balance December 31, 1991	29,656.72
HEALTH and WELFARE		Conservation		TAX TITLE LIENS OUTSTANDING	
Health Services Except Environmental	16,628.00	All Other		Balance January 1, 1991	
Welfare-Public Assistance	3,469.00	CAPITAL DEBT AUTHORIZED, DECEMBER 31, 1991		Transfer From Taxes	20,575.42
Hospital, Clinics, First Aid		ISSUED AND UNISSUED		Redeemed in 1991	
Animal, Insect, & Rodent Control	1,415.00	School		Cancelled, Abated or Adjusted (1991)	
Other Welfare Services		Self-Liquidating	634,475	Transfers to Foreclosed Property	
RECREATION and CONSERVATION		Other	5,447,621	Balance December 31, 1991	20,575.42
Beaches and Boardwalks		Total	6,082,096	PROPERTY ACQUIRED BY DEED OR FORECLOSURE	
Parks, Playgrounds, Shade Trees	190,069.00	ISSUED AND OUTSTANDING		Balance January 1, 1991	82,700.00
Land Reclamation & Conservation		School		Transfers From Taxes or Liens	
Other Recreational Services	133,421.75	Self-Liquidating	242,000.00	Sale for Cash (1991)	75,000.00
EDUCATION (excluding schools)		Other	4,929,000.00	Cancelled, Abated or Adjusted (1991)	
Libraries	110,916.00	Total	5,171,000.00	Balance December 31, 1991	7,700.00
Other Educational Services		EQUALIZED VALUATION BASIS		CURRENT FINANCES DECEMBER 31, 1991	
STATUTORY EXPENDITURES		FOR NET DEBT COMPUTATION	780,707.653	ASSETS	
Pensions & F. I. C. A.	287,104.22	REAL PROPERTY VALUATIONS		Cash Dec. 31, 1991	789,199.97
Employee Fringe Benefits	239,100.00	Code Class # of Parcels % VAL'N		Taxes Receivable	467,830.93
Other Statutory Expenditures		1 Vacant Land 90 2.72	23,350,200.00	Tax Title Liens	20,575.42
CETA And Other Public Employment Programs		2 Residential 1852 89.94	772,596,000.00	Foreclosed Property	7,700.00
MUNICIPAL FUNCTIONS TOTAL	3,269,904.16	3 Farm		Emergencies & Other Deferred Charges	15,000.00
CAPITAL IMPROVEMENTS * MEMO *	5,435.00	4a Commercial 96 7.22	61,988,100.00	State and Federal Aid Receivable	
DEBT SERVICE		4b Industrial		Other Receivables	4,079.19
Principal Payments	434,804.64	4c Apartments 1 .13	1,111,200.00	Total	1,304,385.51
Interest Payments	333,913.75	Total 2039	859,045,500.00	LIABILITIES, RESERVES, AND SURPLUS	
DEFERRED CHARGES	17,653.00	Land Area 1.30 Sq. Miles		Cash Liabilities	509,905.32
SCHOOL, COUNTY, SPECIAL DISTRICT TAXES	5,308,080.48	Net Valuation Taxable-Municipal	864,876,346	Reserves for Receivables	500,185.54
RESERVE FOR UNCOLLECTED TAXES	397,672.60	Net Valuation Taxable-County	806,754,010	Surplus Dec. 31, 1991	294,294.65
EXPENDITURES TOTAL	9,762,029.63	State Equalized Valuation	776,137,069	Total	1,304,385.51
		State Equalization Ratio	111.52		

1349
 Population 1980 5,424
 Population 1990 5,341
 S & P Rating
 Moody Rating A
 General Tax Rate Per \$100. 2.61
 State Equalized Tax Rate 1.63

SPRING LAKE HEIGHTS - MONMOUTH CO.
 Form of Government
 Borough Council
 Number of Members - 6

PER CAPITA:
 Gross Debt 559.25
 Net Debt 501.21
 Debt Service 57.27
 Total Tax Levy 1,262.99
 Municipal Expenditures 582.44
 PER CENT:
 Gross Debt .70
 Net Debt .63
 Tax Levy Collected 96.00
 Tax Levy Cancelled, Abated or Adjusted

EXPENDITURES		REVENUES-REALIZED		1991 PROPERTY TAX	
GENERAL GOVERNMENT		1991 Property Taxes Collected		STATE EQUALIZED TAX RATE	
Governing Body & Public Boards			5,475,721.57	Local District School Taxes	.70
Municipal Clerk				Regional & Consolidated School Tax	
Financial Administration	20,215.00	1991 Payments in Lieu of Taxes		School Taxes in Municipal Budget	
Assessment of Taxes	17,822.56	Delinquent Tax & Lien Collections	174,161.36	County Taxes	.45 *
Collection of Taxes	27,828.34	Business Personalty Replacement Taxes	27,560.38	County Library Taxes	.02
Planning, Housing & Development	21,977.00	Taxes from Public Utilities	320,519.00	Local Municipal Purpose Taxes	.47
Human Resources	9,145.00	Other Miscellaneous Tax Revenues		Veteran & Senior Citizen Taxes	
Elections	2,477.44	State Aid Revenues	183,022.49	Total Taxes for Rate Computation	1.64
General Administration (other)	295,006.43	Federal Aid Revenues		Special District Taxes	
JUDICIARY		State and Local Fiscal Assistance Act Utilized		Bank Corp. Taxes	
Municipal Courts	101,092.51	Sale of Acquired Property		Added and Omitted Taxes	
PUBLIC SAFETY		Other Miscellaneous Revenues	294,560.54	Total Taxes Levied - ABSTRACT	15,999.78
Fire Protection	11,820.00	Total	7,475,545.84	Total Taxes Billed	6,745,651.72
Police Protection	809,637.03	Prior Years Surplus Appropriated	330,000.00	1991 TAXES COLLECTED	6,475,721.57
Civil Defense & Disaster Control	2,825.00	REVENUES TOTAL	7,805,545.84	1991 Taxes Cancelled, Abated or Adjusted	
Environmental Inspection & Control	24,706.66	Reserve For Uncollected Taxes	249,000.00	Transfer to Tax Title Liens or Foreclosed	58,002.91
Other Public Safety		CAPITAL OUTLAY TOTAL	299,419.65	Balance Outstanding Dec. 31, 1991	211,927.24
PUBLIC WORKS				PRIOR YEARS TAXES OUTSTANDING	
Streets and Drainage	182,392.54	Public Enterprises	109,728.51	Balance January 1, 1991	184,663.76
Sewers and Sewage Processing	5,475.00	Recreation-Culture	17,203.74	Collected in 1991	174,161.36
Garbage and Trash Disposal	403,462.03	Public Works	162,187.28	Cancelled, Abated or Adjusted 1991	
Public Buildings and Grounds	56,110.00	Buildings and Grounds	10,300.12	Transfers to Tax Title Liens or Foreclosed	
Other Public Works	43,000.00	Library and Education		Balance December 31, 1991	10,502.40
HEALTH and WELFARE		Conservation		TAX TITLE LIENS OUTSTANDING	
Health Services Except Environmental	22,843.73	All Other		Balance January 1, 1991	103,787.04
Welfare-Public Assistance	10,612.00	CAPITAL DEBT AUTHORIZED, DECEMBER 31, 1991		Transfer From Taxes	58,002.91
Hospital, Clinics, First Aid		ISSUED AND UNISSUED		Redeemed in 1991	
Animal, Insect, & Rodent Control	168.25	School		Cancelled, Abated or Adjusted (1991)	
Other Welfare Services		Self-Liquidating	310,000	Transfers to Foreclosed Property	
RECREATION and CONSERVATION		Other	2,676,950	Balance December 31, 1991	161,789.95
Beaches and Boardwalks		Total	2,986,950	PROPERTY ACQUIRED BY DEED OR FORECLOSURE	
Parks, Playgrounds, Shade Trees	17,597.39	ISSUED AND OUTSTANDING		Balance January 1, 1991	28,900.00
Land Reclamation & Conservation		School		Transfers From Taxes or Liens	
Other Recreational Services		Self-Liquidating	310,000.00	Sale for Cash (1991)	
EDUCATION (excluding schools)		Other	1,960,000.00	Cancelled, Abated or Adjusted (1991)	
Libraries		Total	2,270,000.00	Balance December 31, 1991	28,900.00
Other Educational Services		EQUALIZED VALUATION BASIS		CURRENT FINANCES DECEMBER 31, 1991	
STATUTORY EXPENDITURES		FOR NET DEBT COMPUTATION	428,124,475	ASSETS	
Pensions & F. L. C. A.	251,506.78	REAL PROPERTY VALUATIONS		Cash Dec. 31, 1991	1,200,920.37
Employee Fringe Benefits	203,212.60	Code Class # of Parcels % VAL'N		Taxes Receivable	222,429.64
Other Statutory Expenditures	275.00	1 Vacant Land 75 .98	2,477,900.00	Tax Title Liens	161,789.95
CETA And Other Public Employment Programs		2 Residential 2029 82.35	207,581,540.00	Foreclosed Property	28,900.00
MUNICIPAL FUNCTIONS TOTAL	2,546,208.34	3 Farm		Emergencies & Other Deferred Charges	164,500.00
CAPITAL IMPROVEMENTS *MEMO*	20,000.00	4a Commercial 81 11.13	28,066,800.00	State and Federal Aid Receivable	1,994.45
DEBT SERVICE		4b Industrial		Other Receivables	74,860.61
Principal Payments	179,000.00	4c Apartments 8 5.54	13,953,300.00	Total	1,855,395.02
Interest Payments	127,872.30	Total 2193	252,079,540.00	LIABILITIES, RESERVES, AND SURPLUS	
DEFERRED CHARGES	9,756.00	Land Area 1.30 Sq. Miles		Cash Liabilities	1,215,219.13
SCHOOL, COUNTY, SPECIAL DISTRICT TAXES	4,840,748.84	Net Valuation Taxable-Municipal	252,492,070	Reserves for Receivables	487,980.20
RESERVE FOR UNCOLLECTED TAXES	249,000.00	Net Valuation Taxable-County	447,334,122	Surplus Dec. 31, 1991	148,195.09
EXPENDITURES TOTAL	7,951,535.48	State Equalized Valuation	403,546,290	Total	1,855,395.02
		State Equalization Ratio	62.53		

0334
Population 1980 2,691
Population 1990 3,028
S & P Rating
Moody Rating A

General Tax Rate Per \$100. 1.85
State Equalized Tax Rate 1.81

SPRINGFIELD TWP. - BURLINGTON CO.
Form of Government
Township Committee
Number of Members - 3

PER CAPITA:
Gross Debt 1,267.08
Net Debt 435.89
Debt Service
Total Tax Levy 1,095.31
Municipal Expenditures 501.88
PER CENT:
Gross Debt 2.24
Net Debt .77
Tax Levy Collected 93.58
Tax Levy Cancelled, Abated or Adjusted 2.08

EXPENDITURES		REVENUES-REALIZED		1991 PROPERTY TAX	
GENERAL GOVERNMENT		1991 Property Taxes Collected		STATE EQUALIZED TAX RATE	
Governing Body & Public Boards			3,103,804.00	Local District School Taxes	.56
Municipal Clerk				Regional & Consolidated School Tax	.49
Financial Administration	25,974.00	1991 Payments in Lieu of Taxes		School Taxes in Municipal Budget	
Assessment of Taxes	21,169.00	Delinquent Tax & Lien Collections	237,279.00	County Taxes	.54
Collection of Taxes	25,915.00	Business Personalty Replacement Taxes	40,111.00	County Library Taxes	.03
Planning, Housing & Development	36,742.00	Taxes from Public Utilities	311,643.00	Local Municipal Purpose Taxes	.19
Human Resources	36,255.00	Other Miscellaneous Tax Revenues		Veteran & Senior Citizen Taxes	
Elections		State Aid Revenues	234,357.00	Total Taxes for Rate Computation	1.81
General Administration (other)	251,846.00	Federal Aid Revenues		Special District Taxes	
JUDICIARY		State and Local Fiscal Assistance Act Utilized		Bank Corp. Taxes	
Municipal Courts	65,570.00	Sale of Acquired Property		Added and Omitted Taxes	
PUBLIC SAFETY		Other Miscellaneous Revenues	329,093.00	Total Taxes Levied - ABSTRACT	42,336.00
Fire Protection	69,961.00	Total	4,256,287.00	Total Taxes Billed	3,316,587.68
Police Protection	67,233.00	Prior Years Surplus Appropriated	281,769.00	1991 TAXES COLLECTED	3,103,804.00
Civil Defense & Disaster Control	1,626.00	REVENUES TOTAL	4,538,056.00	1991 Taxes Cancelled, Abated or Adjusted	65,147.00
Environmental Inspection & Control	43,415.00	Reserve For Uncollected Taxes	360,401.00	Transfer to Tax Title Liens or Foreclosed	5,931.00
Other Public Safety		CAPITAL OUTLAY TOTAL	87,338.00	Balance Outstanding Dec. 31, 1991	137,932.00
PUBLIC WORKS				PRIOR YEARS TAXES OUTSTANDING	
Streets and Drainage	235,000.00	Public Enterprises		Balance January 1, 1991	254,144.00
Sewers and Sewage Processing	1,000.00	Recreation-Culture		Collected in 1991	237,782.00
Garbage and Trash Disposal	140,000.00	Public Works		Cancelled, Abated or Adjusted 1991	5,282.00
Public Buildings and Grounds	30,700.00	Buildings and Grounds	87,338.00	Transfers to Tax Title Liens or Foreclosed	3,598.00
Other Public Works		Library and Education		Balance December 31, 1991	7,482.00
HEALTH and WELFARE		Conservation		TAX TITLE LIENS OUTSTANDING	
Health Services Except Environmental	1,692.00	All Other		Balance January 1, 1991	1,231.00
Welfare-Public Assistance	17,375.00	CAPITAL DEBT AUTHORIZED, DECEMBER 31, 1991		Transfer From Taxes	10,284.00
Hospital, Clinics, First Aid		ISSUED AND UNISSUED		Redeemed in 1991	
Animal, Insect, & Rodent Control		School	2,516,847	Cancelled, Abated or Adjusted (1991)	
Other Welfare Services		Self-Liquidating		Transfers to Foreclosed Property	
RECREATION and CONSERVATION		Other	1,319,879	Balance December 31, 1991	11,515.00
Beaches and Boardwalks		Total	3,836,726	PROPERTY ACQUIRED BY DEED OR FORECLOSURE	
Parks, Playgrounds, Shade Trees	24,309.00	ISSUED AND OUTSTANDING		Balance January 1, 1991	32,915.00
Land Reclamation & Conservation		School	2,516,847.62	Transfers From Taxes or Liens	
Other Recreational Services		Self-Liquidating		Sale for Cash (1991)	
EDUCATION (excluding schools)		Other	1,014,941.00	Cancelled, Abated or Adjusted (1991)	
Libraries		Total	3,531,788.62	Balance December 31, 1991	32,915.00
Other Educational Services		EQUALIZED VALUATION BASIS		CURRENT FINANCES DECEMBER 31, 1991	
STATUTORY EXPENDITURES		FOR NET DEBT COMPUTATION	171,314,266	ASSETS	
Pensions & F. L. C. A.	40,350.00	REAL PROPERTY VALUATIONS		Cash Dec. 31, 1991	1,007,819.00
Employee Fringe Benefits		Code Class # of Parcels % VAL'N		Taxes Receivable	145,414.00
Other Statutory Expenditures	1,200.00	1 Vacant Land 196 5.41	9,460,416.00	Tax Title Liens	11,515.00
CETA And Other Public Employment Programs		2 Residential 779 64.45	112,789,669.00	Foreclosed Property	32,915.00
MUNICIPAL FUNCTIONS TOTAL	1,137,332.00	3 Farm 433 18.23	31,902,218.00	Emergencies & Other Deferred Charges	27,900.00
CAPITAL IMPROVEMENTS * MEMO	3,163.00	4a Commercial 73 11.74	20,539,800.00	State and Federal Aid Receivable	2,861.00
DEBT SERVICE		4b Industrial 1 .18	318,600.00	Other Receivables	94,934.00
Principal Payments		4c Apartments		Total	1,323,408.00
Interest Payments		Total 1537	175,010,703.00	LIABILITIES, RESERVES, AND SURPLUS	
DEFERRED CHARGES	21,909.00	Land Area 29.34 Sq. Miles		Cash Liabilities	378,239.00
SCHOOL, COUNTY, SPECIAL DISTRICT TAXES	2,920,277.68	Net Valuation Taxable-Municipal	176,770,023	Reserves for Receivables	284,828.00
RESERVE FOR UNCOLLECTED TAXES	360,401.00	Net Valuation Taxable-County	178,795,240	Surplus Dec. 31, 1991	660,341.00
EXPENDITURES TOTAL	4,439,969.68	State Equalized Valuation	180,615,429	Total	1,323,408.00
		State Equalization Ratio	97.85		

2017

Population 1980 13,955
 Population 1990 13,420
 S & P Rating
 Moody Rating AA

General Tax Rate Per \$100.

2.42

State Equalized Tax Rate

1.32

SPRINGFIELD TWP. - UNION CO.
 Form of Government
 Town Council
 Number of Members - 5

PER CAPITA:

Gross Debt 562.47
 Net Debt 515.15
 Debt Service 70.22
 Total Tax Levy 1,906.11
 Municipal Expenditures 976.56

PER CENT:

Gross Debt .54
 Net Debt .49
 Tax Levy Collected 97.16
 Tax Levy Cancelled, Abated or Adjusted .76

EXPENDITURES		REVENUES-REALIZED		1991 PROPERTY TAX	
GENERAL GOVERNMENT				STATE EQUALIZED TAX RATE	
Governing Body & Public Boards	100,000.00	1991 Property Taxes Collected		Local District School Taxes	7,890,763.00
Municipal Clerk		24,920,425.33		Regional & Consolidated School Tax	6,204,629.00
Financial Administration	105,842.20	1991 Payments in Lieu of Taxes		School Taxes in Municipal Budget	
Assessment of Taxes	170,693.92	98,349.19		County Taxes	5,726,899.71
Collection of Taxes	66,033.70	Delinquent Tax & Lien Collections		County Library Taxes	
Planning, Housing & Development	53,334.20	Business Personalty Replacement Taxes		Local Municipal Purpose Taxes	5,651,410.54
Human Resources	123,711.00	Taxes from Public Utilities		Veteran & Senior Citizen Taxes	122,400.00
Elections		1,224,560.72		Total Taxes for Rate Computation	25,596,102.25
General Administration (other)	923,269.55	Other Miscellaneous Tax Revenues		Special District Taxes	
JUDICIARY		State Aid Revenues		Bank Corp. Taxes	
Municipal Courts	112,809.00	Federal Aid Revenues		Added and Omitted Taxes	106,359.58
PUBLIC SAFETY		State and Local Fiscal Assistance Act Utilized		Total Taxes Levied - ABSTRACT	25,580,061.83
Fire Protection	1,230,006.24	Sale of Acquired Property		Total Taxes Billed	25,648,003.68
Police Protection	2,617,977.59	Other Miscellaneous Revenues		1991 TAXES COLLECTED	24,920,425.33
Civil Defense & Disaster Control	40,352.66	1,670,583.45		1991 Taxes Cancelled, Abated or Adjusted	196,007.82
Environmental Inspection & Control	103,688.49	Prior Years Surplus Appropriated		Transfer to Tax Title Liens or Foreclosed	14,698.21
Other Public Safety		4,165,129.35		Balance Outstanding Dec. 31, 1991	516,872.32
PUBLIC WORKS		REVENUES TOTAL		PRIOR YEARS TAXES OUTSTANDING	
Streets and Drainage	639,545.00	34,024,896.86		Balance January 1, 1991	706,903.26
Sewers and Sewage Processing	595,737.00	Reserve For Uncollected Taxes		Collected in 1991	675,285.18
Garbage and Trash Disposal	1,246,000.00	1,079,000.00		Cancelled, Abated or Adjusted 1991	24,847.92
Public Buildings and Grounds	149,215.03	CAPITAL OUTLAY TOTAL		Transfers to Tax Title Liens or Foreclosed	
Other Public Works	121,698.40	1,091,593.97		Balance December 31, 1991	6,770.16
HEALTH and WELFARE				TAX TITLE LIENS OUTSTANDING	
Health Services Except Environmental	223,848.29	Public Enterprises		Balance January 1, 1991	72,133.88
Welfare-Public Assistance	10,880.14	39,195.17		Transfer From Taxes	14,698.21
Hospital, Clinics, First Aid		Recreation-Culture		Redeemed in 1991	21,558.45
Animal, Insect, & Rodent Control	13,000.00	Public Works		Cancelled, Abated or Adjusted (1991)	
Other Welfare Services		88,337.11		Transfers to Foreclosed Property	
RECREATION and CONSERVATION		Buildings and Grounds		Balance December 31, 1991	65,273.64
Beaches and Boardwalks		964,061.69		PROPERTY ACQUIRED BY DEED OR FORECLOSURE	
Parks, Playgrounds, Shade Trees	149,474.00	Library and Education		Balance January 1, 1991	32,650.00
Land Reclamation & Conservation	6,613.69	Conservation		Transfers From Taxes or Liens	
Other Recreational Services	35,561.60	All Other		Sale for Cash (1991)	
EDUCATION (excluding schools)				Cancelled, Abated or Adjusted (1991)	
Libraries	490,000.00	CAPITAL DEBT AUTHORIZED, DECEMBER 31, 1991		Balance December 31, 1991	32,650.00
Other Educational Services				CURRENT FINANCES DECEMBER 31, 1991	
STATUTORY EXPENDITURES				ASSETS	
Pensions & F. L. C. A.	675,233.61	ISSUED AND UNISSUED		Cash Dec. 31, 1991	9,106,132.43
Employee Fringe Benefits	902,579.00	GROSS DEBT		Taxes Receivable	523,642.48
Other Statutory Expenditures		NET DEBT		Tox Title Liens	65,273.64
CETA And Other Public Employment Programs				Foreclosed Property	32,650.00
MUNICIPAL FUNCTIONS TOTAL	10,912,104.31			Emergencies & Other Deferred Charges	128,900.00
CAPITAL IMPROVEMENTS *MEMO*	300,000.00			State and Federal Aid Receivable	151,407.00
DEBT SERVICE				Other Receivables	55,780.86
Principal Payments	475,000.00			Total	10,063,786.41
Interest Payments	467,300.50			LIABILITIES, RESERVES, AND SURPLUS	
DEFERRED CHARGES	172,050.78			Cash Liabilities	4,315,311.20
SCHOOL, COUNTY, SPECIAL DISTRICT TAXES	19,822,291.71			Reserves for Receivables	677,346.98
RESERVE FOR UNCOLLECTED TAXES	1,079,000.00			Surplus Dec. 31, 1991	5,071,128.23
EXPENDITURES TOTAL	32,927,747.30			Total	10,063,786.41
		REAL PROPERTY VALUATIONS			
		Code Class # of Parcels % VAL'N			
		1 Vacant Land 315 1.97			
		2 Residential 4534 66.45			
		3 Farm 9 .06			
		4a Commercial 239 20.30			
		4b Industrial 71 6.56			
		4c Apartments 13 4.16			
		Total 5181			
		Land Area 5.20 Sq. Miles			
		Net Valuation Taxable-Municipal			
		Net Valuation Taxable-County			
		State Equalized Valuation			
		State Equalization Ratio			

1530

Population 1980 10,385
 Population 1990 13,325
 S & P Rating
 Moody Rating AAA

General Tax Rate Per \$100.

1.54

State Equalized Tax Rate

1.56

STAFFORD TOWNSHIP - OCEAN COUNTY
 Form of Government
 Small Municipality Plan A (OMCL 50)
 Number of Members - 3

PER CAPITA:

Gross Debt 1,811.35
 Net Debt 790.68
 Debt Service 45.20
 Total Tax Levy 1,555.73
 Municipal Expenditures 809.69

PER CENT:

Gross Debt 1.80
 Net Debt .79
 Tax Levy Collected 94.08
 Tax Levy Cancelled, Abated or Adjusted .29

EXPENDITURES		REVENUES-REALIZED		1991 PROPERTY TAX	
GENERAL GOVERNMENT				STATE EQUALIZED TAX RATE	
Governing Body & Public Boards	115,935.00	1991 Property Taxes Collected	19,515,107.86	Local District School Taxes	.61 8,094,546.71
Municipal Clerk		1991 Payments in Lieu of Taxes		Regional & Consolidated School Tax	.25 3,374,389.65
Financial Administration	207,549.00	Delinquent Tax & Lien Collections	1,100,702.39	School Taxes in Municipal Budget	
Assessment of Taxes	107,664.00	Business Personalty Replacement Taxes	32,873.08	County Taxes	.39 * 5,192,417.63
Collection of Taxes	142,630.00	Taxes from Public Utilities	2,355,234.00	County Library Taxes	.03 409,818.22
Planning, Housing & Development	265,045.00	Other Miscellaneous Tax Revenues		Local Municipal Purpose Taxes	.27 3,540,017.26
Human Resources	174,093.36	State Aid Revenues	731,694.01	Veteran & Senior Citizen Taxes	
Elections		Federal Aid Revenues		Total Taxes for Rate Computation	1.55 20,835,439.47
General Administration (other)	1,134,430.97	State and Local Fiscal Assistance Act Utilized		Special District Taxes	
JUDICIARY		Sale of Acquired Property		Bank Corp. Taxes	
Municipal Courts	235,520.91	Other Miscellaneous Revenues	1,129,082.46	Added and Omitted Taxes	
PUBLIC SAFETY		Total	24,864,753.80	Total Taxes Levied - ABSTRACT	118,900.74
Fire Protection	73,929.40	Prior Years Surplus Appropriated	2,604,764.98	Total Taxes Billed	20,730,090.21
Police Protection	2,492,665.62	REVENUES TOTAL	27,469,518.68	1991 TAXES COLLECTED	19,515,107.86
Civil Defense & Disaster Control		Reserve For Uncollected Taxes	1,348,380.04	1991 Taxes Cancelled, Abated or Adjusted	59,602.70
Environmental Inspection & Control	63,925.00	CAPITAL OUTLAY TOTAL	2,603,262.88	Transfer to Tax Title Liens or Foreclosed	134,114.02
Other Public Safety				Balance Outstanding Dec. 31, 1991	1,034,134.93
PUBLIC WORKS				PRIOR YEARS TAXES OUTSTANDING	
Streets and Drainage	270,000.00	Public Enterprises		Balance January 1, 1991	1,095,016.88
Sewers and Sewage Processing		Recreation-Culture	283,229.02	Collected in 1991	890,688.80
Garbage and Trash Disposal	638,150.00	Public Works	2,061,640.11	Cancelled, Abated or Adjusted 1991	49,431.95
Public Buildings and Grounds	106,035.00	Buildings and Grounds	313,300.27	Transfers to Tax Title Liens or Foreclosed	145,033.67
Other Public Works	1,205,423.52	Library and Education	5,093.48	Balance December 31, 1991	9,862.46
HEALTH and WELFARE		Conservation		TAX TITLE LIENS OUTSTANDING	
Health Services Except Environmental	29,115.00	All Other		Balance January 1, 1991	162,845.35
Welfare-Public Assistance	35,860.00	CAPITAL DEBT AUTHORIZED, DECEMBER 31, 1991		Transfer From Taxes	302,470.75
Hospital, Clinics, First Aid	500.00	ISSUED AND UNISSUED		Redeemed in 1991	210,073.59
Animal, Insect, & Rodent Control	59,920.00	School	13,600,372	Cancelled, Abated or Adjusted (1991)	236.23
Other Welfare Services		Self-Liquidating		Transfers to Foreclosed Property	
RECREATION and CONSERVATION		Other	10,535,851	Balance December 31, 1991	255,006.29
Beaches and Boardwalks		Total	24,136,223	PROPERTY ACQUIRED BY DEED OR FORECLOSURE	
Parks, Playgrounds, Shade Trees	125,815.00	ISSUED AND OUTSTANDING		Balance January 1, 1991	2,105,970.00
Land Reclamation & Conservation	343,021.00	School		Transfers From Taxes or Liens	
Other Recreational Services	11,600.00	Self-Liquidating		Sale for Cash (1991)	340.00
EDUCATION (excluding schools)		Other	7,575,000.00	Cancelled, Abated or Adjusted (1991)	254,800.00
Libraries		Total	7,575,000.00	Balance December 31, 1991	1,856,830.00
Other Educational Services	925.00	EQUALIZED VALUATION BASIS		CURRENT FINANCES DECEMBER 31, 1991	
STATUTORY EXPENDITURES		FOR NET DEBT COMPUTATION	1,337,235.937	ASSETS	
Pensions & F. I. C. A.	163,235.00	REAL PROPERTY VALUATIONS		Cash Dec. 31, 1991	3,293,557.62
Employee Fringe Benefits	737,356.00	Code Class # of Parcels % VAL'N		Taxes Receivable	1,043,997.39
Other Statutory Expenditures		1 Vacant Land 6050 11.12	148,349,300.00	Tax Title Liens	255,006.28
CETA And Other Public Employment Programs		2 Residential 7948 78.08	1,042,003,200.00	Foreclosed Property	1,856,830.00
MUNICIPAL FUNCTIONS TOTAL	8,740,394.28	3 Farm 28 .14	1,871,300.00	Emergencies & Other Deferred Charges	184,994.39
CAPITAL IMPROVEMENTS * MEMO*	25,000.00	4a Commercial 272 10.38	138,522,753.00	State and Federal Aid Receivable	
DEBT SERVICE		4b Industrial		Other Receivables	117,462.86
Principal Payments	275,000.00	4c Apartments 2 .29	3,820,600.00	Total	6,745,848.54
Interest Payments	327,324.40	Total 14300	1,334,567,153.00	LIABILITIES, RESERVES, AND SURPLUS	
DEFERRED CHARGES	97,970.65	Land Area 47.05 Sq. Miles		Cash Liabilities	1,953,856.99
SCHOOL, COUNTY, SPECIAL DISTRICT TAXES	17,071,172.21	Net Valuation Taxable-Municipal	1,343,584,446	Reserves for Receivables	3,267,296.53
RESERVE FOR UNCOLLECTED TAXES	1,348,380.04	Net Valuation Taxable-County	1,398,356,594	Surplus Dec. 31, 1991	1,524,695.02
EXPENDITURES TOTAL	27,860,241.58	State Equalized Valuation	1,327,629,241	Total	6,745,848.54
		State Equalization Ratio	101.21		

1919

Population 1980 3,638
 Population 1990 3,393
 S & P Rating
 Moody Rating BAA

General Tax Rate Per \$100.

5.16

State Equalized Tax Rate

2.54

STANHOPE BOROUGH - SUSSEX COUNTY
 Form of Government
 Borough Council
 Number of Members - 6

PER CAPITA:

Gross Debt 1,129.82
 Net Debt 329.41
 Debt Service 41.72
 Total Tax Levy 1,334.32
 Municipal Expenditures 633.62

PER CENT:

Gross Debt 2.09
 Net Debt .61
 Tax Levy Collected 95.18
 Tax Levy Cancelled, Abated or Adjusted .25

EXPENDITURES		REVENUES-REALIZED		1991 PROPERTY TAX	
GENERAL GOVERNMENT				STATE EQUALIZED TAX RATE	
Governing Body & Public Boards		1991 Property Taxes Collected	4,317,430.49	Local District School Taxes .92	1,640,128.00
Municipal Clerk		1991 Payments in Lieu of Taxes		Regional & Consolidated School Tax .55	974,359.13
Financial Administration	44,623.00	Delinquent Tax & Lien Collections	213,279.88	School Taxes in Municipal Budget	
Assessment of Taxes	159,937.00	Business Personalty Replacement Taxes	40,217.23	County Taxes .35 *	619,639.31
Collection of Taxes	29,954.00	Taxes from Public Utilities	103,889.00	County Library Taxes .03	47,840.75
Planning, Housing & Development	24,128.00	Other Miscellaneous Tax Revenues		Local Municipal Purpose Taxes .69	1,227,501.23
Human Resources	17,917.65	State Aid Revenues	166,758.38	Veteran & Senior Citizen Taxes	23,800.00
Elections		Federal Aid Revenues		Total Taxes for Rate Computation 2.54	4,533,268.42
General Administration (other)	202,767.00	State and Local Fiscal Assistance Act Utilized		Special District Taxes	
JUDICIARY		Sale of Acquired Property		Bank Corp. Taxes	
Municipal Courts	31,635.00	Other Miscellaneous Revenues	152,136.38	Added and Omitted Taxes	17,881.22
PUBLIC SAFETY		Total	4,993,711.41	Total Taxes Levied - ABSTRACT	4,527,349.64
Fire Protection	37,147.60	Prior Years Surplus Appropriated	238,569.00	Total Taxes Billed	4,535,927.32
Police Protection	352,625.00	REVENUES TOTAL	5,232,280.41	1991 TAXES COLLECTED	4,317,430.49
Civil Defense & Disaster Control		Reserve For Uncollected Taxes	314,967.78	1991 Taxes Cancelled, Abated or Adjusted	11,488.67
Environmental Inspection & Control	26,790.00	CAPITAL OUTLAY TOTAL	44,437.01	Transfer to Tax Title Liens or Foreclosed	14,272.56
Other Public Safety				Balance Outstanding Dec. 31, 1991	192,735.60
PUBLIC WORKS				PRIOR YEARS TAXES OUTSTANDING	
Streets and Drainage	21,821.00	Public Enterprises		Balance January 1, 1991	179,623.70
Sewers and Sewage Processing	69,839.00	Recreation—Culture		Collected in 1991	164,833.16
Garbage and Trash Disposal	233,618.00	Public Works	41,943.18	Cancelled, Abated or Adjusted 1991	
Public Buildings and Grounds	35,879.00	Buildings and Grounds	2,493.83	Transfers to Tax Title Liens or Foreclosed	14,790.54
Other Public Works	128,125.00	Library and Education		Balance December 31, 1991	
HEALTH and WELFARE		Conservation		TAX TITLE LIENS OUTSTANDING	
Health Services Except Environmental	29,988.00	All Other		Balance January 1, 1991	52,891.62
Welfare—Public Assistance	7,471.00	CAPITAL DEBT AUTHORIZED, DECEMBER 31, 1991		Transfer From Taxes	31,107.23
Hospital, Clinics, First Aid		ISSUED AND UNISSUED		Redeemed in 1991	48,446.72
Animal, Insect, & Rodent Control	4,721.00	School	291,970	Cancelled, Abated or Adjusted (1991)	
Other Welfare Services		Self-Liquidating	2,415,237	Transfers to Foreclosed Property	1,945.20
RECREATION and CONSERVATION		Other	1,126,285	Balance December 31, 1991	33,606.93
Beaches and Boardwalks		Total	3,833,492	PROPERTY ACQUIRED BY DEED OR FORECLOSURE	
Parks, Playgrounds, Shade Trees	3,440.00	ISSUED AND OUTSTANDING		Balance January 1, 1991	332,854.80
Land Reclamation & Conservation	7,852.00	School	291,970.50	Transfers From Taxes or Liens	1,945.20
Other Recreational Services	11,135.00	Self-Liquidating	2,040,237.66	Sale for Cash (1991)	
EDUCATION (excluding schools)		Other	857,000.00	Cancelled, Abated or Adjusted (1991)	
Libraries		Total	3,189,208.16	Balance December 31, 1991	334,800.00
Other Educational Services		EQUALIZED VALUATION BASIS		CURRENT FINANCES DECEMBER 31, 1991	
STATUTORY EXPENDITURES		FOR NET DEBT COMPUTATION	183,651,188	ASSETS	
Pensions & F. I. C. A.	84,205.00	REAL PROPERTY VALUATIONS		Cash Dec. 31, 1991	763,409.42
Employee Fringe Benefits	122,360.00	Code Class # of Parcels % VAL'N		Taxes Receivable	192,735.60
Other Statutory Expenditures	2,000.00	1 Vacant Land 289 2.98	2,598,650.00	Tax Title Liens	33,606.93
CETA And Other Public Employment Programs		2 Residential 1263 88.41	77,072,900.00	Foreclosed Property	334,800.00
MUNICIPAL FUNCTIONS TOTAL	1,689,528.25	3 Farm		Emergencies & Other Deferred Charges	145,172.60
CAPITAL IMPROVEMENTS * MEMO *	10,000.00	4a Commercial 46 5.68	4,952,800.00	State and Federal Aid Receivable	1,700.69
DEBT SERVICE		4b Industrial 4 2.29	1,996,500.00	Other Receivables	8,270.95
Principal Payments	80,000.00	4c Apartments 6 .64	559,900.00	Total	1,479,690.19
Interest Payments	61,568.32	Total 1608	87,130,750.00	LIABILITIES, RESERVES, AND SURPLUS	
DEFERRED CHARGES	3,799.30	Land Area 1.70 Sq. Miles		Cash Liabilities	211,769.40
SCHOOL, COUNTY, SPECIAL DISTRICT TAXES	3,281,967.19	Net Valuation Taxable-Municipal	87,559,033	Reserves for Receivables	569,413.48
RESERVE FOR UNCOLLECTED TAXES	314,967.73	Net Valuation Taxable-County	181,633,812	Surplus Dec. 31, 1991	698,513.31
EXPENDITURES TOTAL	5,431,831.34	State Equalized Valuation	177,538,921	Total	1,479,690.19
		State Equalization Ratio	49.21		

1920
Population 1980 3,887
Population 1990 4,253
S & P Rating
Moody Rating

General Tax Rate Per \$100. 2.05
State Equalized Tax Rate 1.88

STILLWATER TOWNSHIP - SUSSEX CO.
Form of Government
Township Committee
Number of Members - 5

PER CAPITA:
Gross Debt 401.76
Net Debt 51.32
Debt Service 18.46
Total Tax Levy 1,132.29
Municipal Expenditures 783.83
PER CENT:
Gross Debt .65
Net Debt .08
Tax Levy Collected 92.28
Tax Levy Cancelled, Abated or Adjusted .18

EXPENDITURES		REVENUES-REALIZED		1991 PROPERTY TAX	
GENERAL GOVERNMENT				STATE EQUALIZED TAX RATE	
Governing Body & Public Boards		1991 Property Taxes Collected		Local District School Taxes	.61
Municipal Clerk		1991 Payments in Lieu of Taxes		Regional & Consolidated School Tax	.55
Financial Administration	49,127.00	Delinquent Tax & Lien Collections		School Taxes in Municipal Budget	
Assessment of Taxes	46,040.00	Business Personality Replacement Taxes		County Taxes	.37 *
Collection of Taxes	33,800.00	Taxes from Public Utilities		County Library Taxes	.03
Planning, Housing & Development	56,130.00	Other Miscellaneous Tax Revenues		Local Municipal Purpose Taxes	.32
Human Resources	44,624.54	State Aid Revenues		Veteran & Senior Citizen Taxes	
Elections		Federal Aid Revenues		Total Taxes for Rate Computation	1.88
General Administration (other)	300,755.74	State and Local Fiscal Assistance Act Utilized		Special District Taxes	
JUDICIARY		Sale of Acquired Property		Bank Corp. Taxes	
Municipal Courts	45,850.00	Other Miscellaneous Revenues		Added and Omitted Taxes	
PUBLIC SAFETY		Total		Total Taxes Levied - ABSTRACT	25,471.15
Fire Protection	57,465.30	Prior Years Surplus Appropriated		Total Taxes Billed	4,815,644.33
Police Protection	131,621.00	REVENUES TOTAL		1991 TAXES COLLECTED	4,827,098.15
Civil Defense & Disaster Control	575.00	Reserve For Uncollected Taxes		1991 Taxes Cancelled, Abated or Adjusted	4,454,425.87
Environmental Inspection & Control	50,537.00	CAPITAL OUTLAY TOTAL		Transfer to Tax Title Liens or Foreclosed	8,556.70
Other Public Safety				Balance Outstanding Dec. 31, 1991	16,104.85
PUBLIC WORKS					348,101.73
Streets and Drainage	1,654,450.00	Public Enterprises		PRIOR YEARS TAXES OUTSTANDING	
Sewers and Sewage Processing		Recreation-Culture		Balance January 1, 1991	406,812.31
Garbage and Trash Disposal	34,800.00	Public Works		Collected in 1991	398,878.14
Public Buildings and Grounds	26,100.00	Buildings and Grounds		Cancelled, Abated or Adjusted 1991	131.56
Other Public Works		Library and Education		Transfers to Tax Title Liens or Foreclosed	4,541.98
HEALTH and WELFARE		Conservation		Balance December 31, 1991	3,260.63
Health Services Except Environmental	2,530.00	All Other		TAX TITLE LIENS OUTSTANDING	
Welfare-Public Assistance	22,011.00	CAPITAL DEBT AUTHORIZED, DECEMBER 31, 1991		Balance January 1, 1991	45,905.62
Hospital, Clinics, First Aid		ISSUED AND UNISSUED GROSS DEBT NET DEBT		Transfer From Taxes	21,100.95
Animal, Insect, & Rodent Control	1,000.00	School 742,974		Redeemed in 1991	12,852.25
Other Welfare Services		Self-Liquidating		Cancelled, Abated or Adjusted (1991)	
RECREATION and CONSERVATION		Other 965,692		Transfers to Foreclosed Property	22,484.02
Beaches and Boardwalks		Total 1,708,666		Balance December 31, 1991	31,670.30
Parks, Playgrounds, Shade Trees		ISSUED AND OUTSTANDING		PROPERTY ACQUIRED BY DEED OR FORECLOSURE	
Land Reclamation & Conservation	28,474.00	School 742,974.02		Balance January 1, 1991	858,615.98
Other Recreational Services	14,956.00	Self-Liquidating		Transfers From Taxes or Liens	22,484.02
EDUCATION (excluding schools)		Other 803,442.00		Sale for Cash (1991)	
Libraries		Total 1,546,416.02		Cancelled, Abated or Adjusted (1991)	
Other Educational Services		EQUALIZED VALUATION BASIS		Balance December 31, 1991	881,100.00
STATUTORY EXPENDITURES		FOR NET DEBT COMPUTATION		CURRENT FINANCES DECEMBER 31, 1991	
Pensions & F. L. C. A.	56,742.00	REAL PROPERTY VALUATIONS		ASSETS	
Employee Fringe Benefits		Code Class # of Parcels % VAL'N ASSESSED VALUATION		Cash Dec. 31, 1991	851,531.37
Other Statutory Expenditures	2,720.00	1 Vacant Land 729 5.95 13,759,500.00		Taxes Receivable	351,362.36
CETA And Other Public Employment Programs		2 Residential 1623 80.08 185,039,100.00		Tax Title Liens	31,670.30
MUNICIPAL FUNCTIONS TOTAL	2,665,328.58	3 Farm 377 10.23 23,654,200.00		Foreclosed Property	881,100.00
CAPITAL IMPROVEMENTS * MEMO*		4a Commercial 42 3.73 3,609,000.00		Emergencies & Other Deferred Charges	27,000.00
DEBT SERVICE		4b Industrial		State and Federal Aid Receivable	30,068.96
Principal Payments	70,500.00	4c Apartments		Other Receivables	41,052.62
Interest Payments	3,030.05	Total 2771 231,061,800.00		Total	2,213,785.61
DEFERRED CHARGES	39,000.00	Land Area 27.35 Sq. Miles		LIABILITIES, RESERVES, AND SURPLUS	
SCHOOL, COUNTY, SPECIAL DISTRICT TAXES	3,992,454.20	Net Valuation Taxable-Municipal		Cash Liabilities	324,598.79
RESERVE FOR UNCOLLECTED TAXES	550,759.20	Net Valuation Taxable-County		Reserves for Receivables	1,275,112.63
EXPENDITURES TOTAL	7,326,072.03	State Equalized Valuation		Surplus Dec. 31, 1991	614,074.19
		State Equalization Ratio		Total	2,213,785.61
					91.64

Population 1980 643
 Population 1990 629
 S & P Rating
 Moody Rating

General Tax Rate Per \$100.

1.83

State Equalized Tax Rate

1.88

STOCKTON BOROUGH - HUNTERDON CO.

Form of Government

Borough Council

Number of Members - 6

PER CAPITA:

Gross Debt 1,153.79
 Net Debt 240.66
 Debt Service 48.64
 Total Tax Levy 1,172.78
 Municipal Expenditures 452.43

PER CENT:

Gross Debt 1.98
 Net Debt .41
 Tax Levy Collected 93.63
 Tax Levy Cancelled, Abated or Adjusted .04

EXPENDITURES		REVENUES-REALIZED		1991 PROPERTY TAX	
GENERAL GOVERNMENT				STATE EQUALIZED TAX RATE	
Governing Body & Public Boards	10,100.00	1991 Property Taxes Collected		Local District School Taxes	261,872.00
Municipal Clerk	4,925.00	1991 Payments in Lieu of Taxes		Regional & Consolidated School Tax	201,247.70
Financial Administration	7,550.00	Delinquent Tax & Lien Collections		School Taxes in Municipal Budget	
Assessment of Taxes	3,210.00	Business Personality Replacement Taxes		County Taxes	123,933.19
Collection of Taxes	5,810.00	Taxes from Public Utilities		County Library Taxes	9,949.00
Planning, Housing & Development	6,130.00	Other Miscellaneous Tax Revenues		Local Municipal Purpose Taxes	139,924.00
Human Resources		State Aid Revenues		Veteran & Senior Citizen Taxes	7,950.00
Elections	645.00	Federal Aid Revenues		Total Taxes for Rate Computation	744,875.89
General Administration (other)	23,625.00	State and Local Fiscal Assistance Act Utilized		Special District Taxes	
JUDICIARY		Sale of Acquired Property		Bank Corp. Taxes	
Municipal Courts	7,950.00	Other Miscellaneous Revenues		Added and Omitted Taxes	754.42
PUBLIC SAFETY		Total		Total Taxes Levied - ABSTRACT	737,680.31
Fire Protection	13,545.00	Prior Years Surplus Appropriated		Total Taxes Billed	741,184.88
Police Protection	3,750.00	REVENUES TOTAL		1991 TAXES COLLECTED	693,972.05
Civil Defense & Disaster Control	25.00	Reserve For Uncollected Taxes		1991 Taxes Cancelled, Abated or Adjusted	309.77
Environmental Inspection & Control	5,390.00	CAPITAL OUTLAY TOTAL		Transfer to Tax Title Liens or Foreclosed	
Other Public Safety				Balance Outstanding Dec. 31, 1991	46,903.06
PUBLIC WORKS		Public Enterprises		PRIOR YEARS TAXES OUTSTANDING	
Streets and Drainage	22,200.00	Recreation—Culture		Balance January 1, 1991	36,698.08
Sewers and Sewage Processing		Public Works		Collected in 1991	33,134.75
Garbage and Trash Disposal	66,000.00	Buildings and Grounds		Cancelled, Abated or Adjusted 1991	
Public Buildings and Grounds	6,100.00	Library and Education		Transfers to Tax Title Liens or Foreclosed	
Other Public Works		Conservation		Balance December 31, 1991	3,563.33
HEALTH and WELFARE		All Other		TAX TITLE LIENS OUTSTANDING	
Health Services Except Environmental	570.00	CAPITAL DEBT AUTHORIZED, DECEMBER 31, 1991		Balance January 1, 1991	
Welfare—Public Assistance	1,670.00	ISSUED AND UNISSUED GROSS DEBT NET DEBT		Transfer From Taxes	
Hospital, Clinics, First Aid		School 105,222		Redeemed in 1991	
Animal, Insect, & Rodent Control	1,565.00	Self-Liquidating 531,510		Cancelled, Abated or Adjusted (1991)	
Other Welfare Services		Other 89,000		Transfers to Foreclosed Property	
RECREATION and CONSERVATION		Total 725,732		Balance December 31, 1991	
Beaches and Boardwalks		ISSUED AND OUTSTANDING		PROPERTY ACQUIRED BY DEED OR	
Parks, Playgrounds, Shade Trees	25.00	School 105,222.40		FORECLOSURE	
Land Reclamation & Conservation	4,720.00	Self-Liquidating 531,510.29		Balance January 1, 1991	
Other Recreational Services	3,200.00	Other 89,000.00		Transfers From Taxes or Liens	
EDUCATION (excluding schools)		Total 725,732.69		Sale for Cash (1991)	
Libraries		EQUALIZED VALUATION BASIS		Cancelled, Abated or Adjusted (1991)	
Other Educational Services		FOR NET DEBT COMPUTATION		Balance December 31, 1991	
STATUTORY EXPENDITURES		REAL PROPERTY VALUATIONS		CURRENT FINANCES DECEMBER 31, 1991	
Pensions & F. I. C. A.	5,900.00	Code Class # of Parcels % VAL'N		ASSETS	
Employee Fringe Benefits		1 Vacant Land 21 2.58		Cash Dec. 31, 1991	107,800.33
Other Statutory Expenditures	350.00	2 Residential 202 79.05		Taxes Receivable	50,466.39
CETA And Other Public Employment Programs		3 Farm 11 2.69		Tax Title Liens	
MUNICIPAL FUNCTIONS TOTAL	204,955.00	4a Commercial 26 13.94		Foreclosed Property	
CAPITAL IMPROVEMENTS *MEMO*	3,000.00	4b Industrial 1 .39		Emergencies & Other Deferred Charges	7,200.00
DEBT SERVICE		4c Apartments 2 1.36		State and Federal Aid Receivable	
Principal Payments	22,250.00	Total 263		Other Receivables	927.36
Interest Payments	3,343.75	Land Area .55 Sq. Miles		Total	166,394.08
DEFERRED CHARGES	3,600.00	Net Valuation Taxable-Municipal		LIABILITIES, RESERVES, AND SURPLUS	
SCHOOL, COUNTY, SPECIAL DISTRICT TAXES	597,001.89	Net Valuation Taxable-County		Cash Liabilities	47,522.35
RESERVE FOR UNCOLLECTED TAXES	45,430.00	State Equalized Valuation		Reserves for Receivables	51,393.75
EXPENDITURES TOTAL	881,580.64	State Equalization Ratio		Surplus Dec. 31, 1991	67,477.98
				Total	166,394.08

0510
 Population 1980 1,187
 Population 1990 1,025
 S & P Rating
 Moody Rating
 General Tax Rate Per \$100.
 State Equalized Tax Rate

STONE HARBOR BORO. - CAPE MAY CO.
 Form of Government
 Borough Council
 Number of Members - 6

PER CAPITA:
 Gross Debt 7,991.62
 Net Debt 7,991.62
 Debt Service 919.52
 Total Tax Levy 8,362.66
 Municipal Expenditures 6,190.11
 PER CENT:
 Gross Debt .87
 Net Debt .87
 Tax Levy Collected 95.97
 Tax Levy Cancelled, Abated or Adjusted .06

EXPENDITURES		REVENUES-REALIZED		1991 PROPERTY TAX	
GENERAL GOVERNMENT		1991 Property Taxes Collected		STATE EQUALIZED TAX RATE	
Governing Body & Public Boards		1991 Payments in Lieu of Taxes		Local District School Taxes	
Municipal Clerk		Delinquent Tax & Lien Collections		Regional & Consolidated School Tax	
Financial Administration	16,947.90	Business Personalty Replacement Taxes		School Taxes in Municipal Budget	
Assessment of Taxes	20,037.00	Taxes from Public Utilities		County Taxes	
Collection of Taxes	38,648.00	Other Miscellaneous Tax Revenues		County Library Taxes	
Planning, Housing & Development	79,805.00	State Aid Revenues		Local Municipal Purpose Taxes	
Human Resources	47,516.36	Federal Aid Revenues		Veteran & Senior Citizen Taxes	
Elections	2,500.00	State and Local Fiscal Assistance Act Utilized		Total Taxes for Rate Computation	
General Administration (other)	876,098.73	Sale of Acquired Property		Special District Taxes	
JUDICIARY		Other Miscellaneous Revenues		Bank Corp. Taxes	
Municipal Courts	85,128.52	TOTAL		Added and Omitted Taxes	
PUBLIC SAFETY		Prior Years Surplus Appropriated		Total Taxes Levied - ABSTRACT	
Fire Protection	46,505.10	REVENUES		Total Taxes Billed	
Police Protection	1,141,007.78	Reserve For Uncollected Taxes		1991 TAXES COLLECTED	
Civil Defense & Disaster Control	5,355.00	CAPITAL OUTLAY		1991 Taxes Cancelled, Abated or Adjusted	
Environmental Inspection & Control	88,414.00	TOTAL		Transfer to Tax Title Liens or Foreclosed	
Other Public Safety		Public Enterprises		Balance Outstanding Dec. 31, 1991	
PUBLIC WORKS		Recreation-Culture		PRIOR YEARS TAXES OUTSTANDING	
Streets and Drainage	111,600.00	Public Works		Balance January 1, 1991	
Sewers and Sewage Processing	167,946.00	Buildings and Grounds		Collected in 1991	
Garbage and Trash Disposal	547,180.98	Library and Education		Cancelled, Abated or Adjusted 1991	
Public Buildings and Grounds	244,940.86	Conservation		Transfers to Tax Title Liens or Foreclosed	
Other Public Works	101,600.00	All Other		Balance December 31, 1991	
HEALTH and WELFARE		CAPITAL DEBT AUTHORIZED, DECEMBER 31, 1991		TAX TITLE LIENS OUTSTANDING	
Health Services Except Environmental	1,300.00	ISSUED AND UNISSUED		Balance January 1, 1991	
Welfare-Public Assistance	1,350.00	GROSS DEBT		Transfer From Taxes	
Hospital, Clinics, First Aid		NET DEBT		Redeemed in 1991	
Animal, Insect, & Rodent Control	1,500.00	School		Cancelled, Abated or Adjusted (1991)	
Other Welfare Services		Self-Liquidating		Transfers to Foreclosed Property	
RECREATION and CONSERVATION		Other		Balance December 31, 1991	
Beaches and Boardwalks	328,776.00	Total		PROPERTY ACQUIRED BY DEED OR	
Parks, Playgrounds, Shade Trees	69,650.00	ISSUED AND OUTSTANDING		FORECLOSURE	
Land Reclamation & Conservation		School		Balance January 1, 1991	
Other Recreational Services	5,500.00	Self-Liquidating		Transfers From Taxes or Liens	
EDUCATION (excluding schools)		Other		Sale for Cash (1991)	
Libraries		Total		Cancelled, Abated or Adjusted (1991)	
Other Educational Services		EQUALIZED VALUATION BASIS		Balance December 31, 1991	
STATUTORY EXPENDITURES		FOR NET DEBT COMPUTATION		CURRENT FINANCES DECEMBER 31, 1991	
Pensions & F. L. C. A.	395,864.86	REAL PROPERTY VALUATIONS		ASSETS	
Employee Fringe Benefits	518,000.00	Code Class # of Parcels % VAL'N		Cash Dec. 31, 1991	
Other Statutory Expenditures	21,000.00	ASSESSED VALUATION		Taxes Receivable	
CETA And Other Public Employment Programs		1 Vacant Land 77 2.41		Tax Title Liens	
MUNICIPAL FUNCTIONS		2 Residential 2783 88.48		Foreclosed Property	
CAPITAL IMPROVEMENTS		3 Farm		Emergencies & Other Deferred Charges	
DEBT SERVICE		4a Commercial 188 9.07		State and Federal Aid Receivable	
Principal Payments	490,000.00	4b Industrial		Other Receivables	
Interest Payments	452,507.50	4c Apartments 1 .05		Total	
DEFERRED CHARGES		Total 3049		LIABILITIES, RESERVES, AND SURPLUS	
SCHOOL COUNTY, SPECIAL DISTRICT TAXES		Land Area 1.24 Sq. Miles		Cash Liabilities	
RESERVE FOR UNCOLLECTED TAXES		Net Valuation Taxable-Municipal		Reserves for Receivables	
EXPENDITURES		Net Valuation Taxable-County		Surplus Dec. 31, 1991	
TOTAL	11,313,261.69	State Equalized Valuation		Total	
		State Equalization Ratio			

0612
 Population 1980 1,365
 Population 1990 1,437
 S & P Rating
 Moody Rating

General Tax Rate Per \$100.
 2.19
 State Equalized Tax Rate
 1.90

STOW CREEK TWP. - CUMBERLAND CO.
 Form of Government
 Township Committee
 Number of Members - 3

PER CAPITA:
 Gross Debt 301.82
 Net Debt
 Debt Service
 Total Tax Levy 650.14
 Municipal Expenditures 336.48
 PER CENT:
 Gross Debt .95
 Net Debt
 Tax Levy Collected 88.03
 Tax Levy Cancelled, Abated or Adjusted

EXPENDITURES		REVENUES-REALIZED		1991 PROPERTY TAX	
GENERAL GOVERNMENT				STATE EQUALIZED TAX RATE	
Governing Body & Public Boards		1991 Property Taxes Collected	825,642.00	Local District School Taxes	291,112.00
Municipal Clerk		1991 Payments in Lieu of Taxes		Regional & Consolidated School Tax	163,480.92
Financial Administration	14,900.00	Delinquent Tax & Lien Collections	136,583.00	School Taxes in Municipal Budget	
Assessment of Taxes	3,200.00	Business Personalty Replacement Taxes	20,760.00	County Taxes	464,072.41
Collection of Taxes	6,700.00	Taxes from Public Utilities	72,633.00	County Library Taxes	
Planning, Housing & Development	3,100.00	Other Miscellaneous Tax Revenues		Local Municipal Purpose Taxes	
Human Resources	4,631.00	State Aid Revenues	66,063.00	Veteran & Senior Citizen Taxes	15,450.00
Elections		Federal Aid Revenues		Total Taxes for Rate Computation	934,115.33
General Administration (other)	74,000.00	State and Local Fiscal Assistance Act Utilized		Special District Taxes	
JUDICIARY		Sale of Acquired Property		Bank Corp. Taxes	
Municipal Courts	7,800.00	Other Miscellaneous Revenues	68,909.00	Added and Omitted Taxes	15,581.00
PUBLIC SAFETY		Total	1,190,590.00	Total Taxes Levied - ABSTRACT	934,246.33
Fire Protection	23,000.00	Prior Years Surplus Appropriated	210,908.00	Total Taxes Billed	937,945.00
Police Protection	3,880.00	REVENUES TOTAL	1,401,498.00	1991 TAXES COLLECTED	825,642.00
Civil Defense & Disaster Control	4,000.00	Reserve For Uncollected Taxes	142,134.00	1991 Taxes Cancelled, Abated or Adjusted	
Environmental Inspection & Control	8,400.00			Transfer to Tax Title Liens or Foreclosed	
Other Public Safety		CAPITAL OUTLAY TOTAL		Balance Outstanding Dec. 31, 1991	112,303.00
PUBLIC WORKS				PRIOR YEARS TAXES OUTSTANDING	
Streets and Drainage	22,700.00	Public Enterprises		Balance January 1, 1991	128,257.00
Sewers and Sewage Processing		Recreation—Culture		Collected in 1991	127,027.00
Garbage and Trash Disposal	106,000.00	Public Works		Cancelled, Abated or Adjusted 1991	
Public Buildings and Grounds	28,000.00	Buildings and Grounds		Transfers to Tax Title Liens or Foreclosed	
Other Public Works		Library and Education		Balance December 31, 1991	1,230.00
HEALTH and WELFARE		Conservation		TAX TITLE LIENS OUTSTANDING	
Health Services Except Environmental	200.00	All Other		Balance January 1, 1991	12,799.00
Welfare—Public Assistance	3,300.00	CAPITAL DEBT AUTHORIZED, DECEMBER 31, 1991		Transfer From Taxes	
Hospital, Clinics, First Aid	200.00	ISSUED AND UNISSUED		Redeemed in 1991	9,556.00
Animal, Insect, & Rodent Control	2,800.00	School	433,717	Cancelled, Abated or Adjusted (1991)	
Other Welfare Services		Self-Liquidating		Transfers to Foreclosed Property	
RECREATION and CONSERVATION		Other		Balance December 31, 1991	3,243.00
Beaches and Boardwalks		Total	433,717	PROPERTY ACQUIRED BY DEED OR FORECLOSURE	
Parks, Playgrounds, Shade Trees		ISSUED AND OUTSTANDING		Balance January 1, 1991	
Land Reclamation & Conservation		School	433,717.00	Transfers From Taxes or Liens	
Other Recreational Services		Self-Liquidating		Sale for Cash (1991)	
EDUCATION (excluding schools)		Other		Cancelled, Abated or Adjusted (1991)	
Libraries		Total	433,717.00	Balance December 31, 1991	
Other Educational Services		EQUALIZED VALUATION BASIS		CURRENT FINANCES DECEMBER 31, 1991	
STATUTORY EXPENDITURES		FOR NET DEBT COMPUTATION	45,520,877	ASSETS	
Pensions & F. L. C. A.	9,000.00	REAL PROPERTY VALUATIONS		Cash Dec. 31, 1991	883,489.00
Employee Fringe Benefits		Code Class # of Parcels % VAL'N	ASSESSED VALUATION	Taxes Receivable	113,533.00
Other Statutory Expenditures	500.00	1 Vacant Land 62 1.03	427,300.00	Tax Title Liens	3,243.00
CETA And Other Public Employment Programs		2 Residential 335 58.88	24,408,000.00	Foreclosed Property	
MUNICIPAL FUNCTIONS TOTAL	336,311.00	3 Farm 473 35.10	14,547,000.00	Emergencies & Other Deferred Charges	7,761.00
CAPITAL IMPROVEMENTS *MEMO*		4a Commercial 14 4.99	2,068,100.00	State and Federal Aid Receivable	90,000.00
DEBT SERVICE		4b Industrial		Other Receivables	2,638.00
Principal Payments		4c Apartments		Total	1,100,664.00
Interest Payments		Total	41,450,400.00	LIABILITIES, RESERVES, AND SURPLUS	
DEFERRED CHARGES	5,075.00	Land Area 18.90 Sq. Miles		Cash Liabilities	577,214.00
SCHOOL, COUNTY, SPECIAL DISTRICT TAXES	913,665.33	Net Valuation Taxable—Municipal	42,117,067	Reserves for Receivables	150,802.00
RESERVE FOR UNCOLLECTED TAXES	142,134.00	Net Valuation Taxable—County	48,266,175	Surplus Dec. 31, 1991	372,648.00
EXPENDITURES TOTAL	1,402,185.33	State Equalized Valuation	48,547,457	Total	1,100,664.00
		State Equalization Ratio	86.57		

0432
Population 1980 8,005
Population 1990 7,614
S & P Rating
Moody Rating BAA1

General Tax Rate Per \$100.

2.52
State Equalized Tax Rate
2.62

STRATFORD BOROUGH - CAMDEN COUNTY
Form of Government
Borough Council
Number of Members - 6

PER CAPITA:

Gross Debt 644.11
Net Debt 140.30
Debt Service 31.28
Total Tax Levy 992.89
Municipal Expenditures 331.49

PER CENT:

Gross Debt 1.75
Net Debt .38
Tax Levy Collected 96.95
Tax Levy Cancelled, Abated or Adjusted .29

EXPENDITURES		REVENUES-REALIZED		1991 PROPERTY TAX	
GENERAL GOVERNMENT		1991 Property Taxes Collected		STATE EQUALIZED TAX RATE	
Governing Body & Public Boards		7,332,521.05		Local District School Taxes .90	
Municipal Clerk				Regional & Consolidated School Tax .47	
Financial Administration	24,116.67	1991 Payments in Lieu of Taxes		School Taxes in Municipal Budget	
Assessment of Taxes	9,278.85	Delinquent Tax & Lien Collections		County Taxes .83	
Collection of Taxes	12,322.66	Business Personalty Replacement Taxes		County Library Taxes	
Planning, Housing & Development	4,813.95	Taxes from Public Utilities		Local Municipal Purpose Taxes .42	
Human Resources	74,068.45	Other Miscellaneous Tax Revenues		Veteran & Senior Citizen Taxes	
Elections	5,138.84	State Aid Revenues		Total Taxes for Rate Computation 2.62	
General Administration (other)	257,028.17	Federal Aid Revenues		Special District Taxes	
JUDICIARY		State and Local Fiscal Assistance Act Utilized		Bank Corp. Taxes	
Municipal Courts	38,689.00	Sole of Acquired Property		Added and Omitted Taxes	
PUBLIC SAFETY		Other Miscellaneous Revenues		Total Taxes Levied - ABSTRACT	
Fire Protection	83,202.57	Total		Total Taxes Billed	
Police Protection	418,932.32	Prior Years Surplus Appropriated		1991 TAXES COLLECTED	
Civil Defense & Disaster Control	30.00	REVENUES TOTAL		1991 Taxes Cancelled, Abated or Adjusted	
Environmental Inspection & Control	11,988.82	Reserve For Uncollected Taxes		Transfer to Tax Title Liens or Foreclosed	
Other Public Safety		CAPITAL OUTLAY TOTAL		Balance Outstanding Dec. 31, 1991	
PUBLIC WORKS				PRIOR YEARS TAXES OUTSTANDING	
Streets and Drainage	155,797.86	Public Enterprises		Balance January 1, 1991	
Sewers and Sewage Processing		Recreation-Culture		Collected in 1991	
Garbage and Trash Disposal	410,275.82	Public Works		Cancelled, Abated or Adjusted 1991	
Public Buildings and Grounds	22,135.19	Buildings and Grounds		Transfers to Tax Title Liens or Foreclosed	
Other Public Works		Library and Education		Balance December 31, 1991	
HEALTH and WELFARE		Conservation		TAX TITLE LIENS OUTSTANDING	
Health Services Except Environmental	3,251.70	All Other		Balance January 1, 1991	
Welfare-Public Assistance	3,275.00	CAPITAL DEBT AUTHORIZED, DECEMBER 31, 1991		Transfer From Taxes	
Hospital, Clinics, First Aid		ISSUED AND UNISSUED GROSS DEBT NET DEBT		Redeemed in 1991	
Animal, Insect, & Rodent Control		School 3,724,230		Cancelled, Abated or Adjusted (1991)	
Other Welfare Services		Self-Liquidating		Transfers to Foreclosed Property	
RECREATION and CONSERVATION		Other 1,180,000		Balance December 31, 1991	
Beaches and Boardwalks		Total 4,904,230		PROPERTY ACQUIRED BY DEED OR	
Parks, Playgrounds, Shade Trees	28,269.43			FORECLOSURE	
Land Reclamation & Conservation	633.43			Balance January 1, 1991	
Other Recreational Services	4,609.75			Transfers From Taxes or Liens	
EDUCATION (excluding schools)				Sale for Cash (1991)	
Libraries	78,166.00			Cancelled, Abated or Adjusted (1991)	
Other Educational Services				Balance December 31, 1991	
STATUTORY EXPENDITURES				CURRENT FINANCES DECEMBER 31, 1991	
Pensions & F. L. C. A.	92,392.77			ASSETS	
Employee Fringe Benefits	147,466.32			Cash Dec. 31, 1991	
Other Statutory Expenditures	4,099.53			Taxes Receivable	
CETA And Other Public Employment Programs				Tax Title Liens	
MUNICIPAL FUNCTIONS TOTAL	1,889,983.10			Foreclosed Property	
CAPITAL IMPROVEMENTS *MEMO*	10,760.00			Emergencies & Other Deferred Charges	
DEBT SERVICE				State and Federal Aid Receivable	
Principal Payments	150,000.00			Other Receivables	
Interest Payments	88,150.00			Total	
DEFERRED CHARGES	15,000.00			LIABILITIES, RESERVES, AND SURPLUS	
SCHOOL COUNTY, SPECIAL DISTRICT TAXES	6,315,063.10			Cash Liabilities	
RESERVE FOR UNCOLLECTED TAXES	380,830.18			Reserves for Receivables	
EXPENDITURES TOTAL	8,339,026.38			Surplus Dec. 31, 1991	
				Total	

2018

Population 1980 21,071
 Population 1990 19,757
 S & P Rating AAA
 Moody Rating AAA

General Tax Rate Per \$100. 3.54
 State Equalized Tax Rate 1.55

SUMMIT CITY - UNION COUNTY
 Form of Government
 City Charter Act (P.L. 1899 c. 52)
 Number of Members - 7

PER CAPITA:
 Gross Debt 1,410.39
 Net Debt 1,164.90
 Debt Service 115.41
 Total Tax Levy 2,065.47
 Municipal Expenditures 1,111.59

PER CENT:
 Gross Debt 1.07
 Net Debt .88
 Tax Levy Collected 98.32
 Tax Levy Cancelled, Abated or Adjusted .30

EXPENDITURES		REVENUES-REALIZED		1991 PROPERTY TAX	
GENERAL GOVERNMENT				STATE EQUALIZED TAX RATE	
Governing Body & Public Boards		1991 Property Taxes Collected	40,213,595.90	Local District School Taxes .70	18,480,763.50
Municipal Clerk	297,198.00	1991 Payments in Lieu of Taxes		Regional & Consolidated School Tax	
Financial Administration	174,025.00	Delinquent Tax & Lien Collections	556,561.70	School Taxes in Municipal Budget .03	848,296.50
Assessment of Taxes	90,370.00	Business Personality Replacement Taxes	429,229.96	County Taxes .40	10,540,635.31
Collection of Taxes	94,089.00	Taxes from Public Utilities	2,735,136.00	County Library Taxes	
Planning, Housing & Development	21,122.00	Other Miscellaneous Tax Revenues		Local Municipal Purpose Taxes .41	10,893,346.19
Human Resources	110,902.00	State Aid Revenues	725,590.09	Veteran & Senior Citizen Taxes	111,950.00
Elections		Federal Aid Revenues		Total Taxes for Rate Computation 1.54	40,874,991.50
General Administration (other)	2,415,525.00	State and Local Fiscal Assistance Act Utilized		Special District Taxes	
JUDICIARY		Sale of Acquired Property		Bank Corp. Taxes	
Municipal Courts	193,372.02	Other Miscellaneous Revenues	3,129,164.93	Added and Omitted Taxes	44,368.64
PUBLIC SAFETY		Total	47,789,278.58	Total Taxes Levied - ABSTRACT	40,807,410.14
Fire Protection	1,900,019.00	Prior Years Surplus Appropriated	4,600,000.00	Total Taxes Billed	40,901,388.77
Police Protection	2,966,547.00	REVENUES TOTAL	52,389,278.58	1991 TAXES COLLECTED	40,213,595.90
Civil Defense & Disaster Control	11,614.00	Reserve For Uncollected Taxes	3,352,343.28	1991 Taxes Cancelled, Abated or Adjusted	120,956.08
Environmental Inspection & Control	243,307.00	CAPITAL OUTLAY TOTAL	1,048,859.03	Transfer to Tax Title Liens or Foreclosed	27,658.02
Other Public Safety				Balance Outstanding Dec. 31, 1991	539,178.77
PUBLIC WORKS				PRIOR YEARS TAXES OUTSTANDING	
Streets and Drainage	675,090.00	Public Enterprises		Balance January 1, 1991	573,698.22
Sewers and Sewage Processing	1,795,019.00	Recreation-Culture	153,545.93	Collected in 1991	556,561.70
Garbage and Trash Disposal	490,076.00	Public Works	492,116.14	Cancelled, Abated or Adjusted 1991	
Public Buildings and Grounds	396,543.00	Buildings and Grounds	210,074.41	Transfers to Tax Title Liens or Foreclosed	10,697.05
Other Public Works	160,515.00	Library and Education	193,132.55	Balance December 31, 1991	6,439.47
HEALTH and WELFARE		Conservation		TAX TITLE LIENS OUTSTANDING	
Health Services Except Environmental	290,982.00	All Other		Balance January 1, 1991	35,935.16
Welfare-Public Assistance	43,136.00	CAPITAL DEBT AUTHORIZED, DECEMBER 31, 1991		Transfer From Taxes	40,551.99
Hospital, Clinics, First Aid		ISSUED AND UNISSUED		Redeemed in 1991	
Animal, Insect, & Rodent Control	18,394.00	School	4,526,500.00	Cancelled, Abated or Adjusted (1991)	
Other Welfare Services		Self-Liquidating	1,153,903.00	Transfers to Foreclosed Property	
RECREATION and CONSERVATION		Other	22,184,598.00	Balance December 31, 1991	76,487.15
Beaches and Boardwalks		Total	27,865,101.00	PROPERTY ACQUIRED BY DEED OR FORECLOSURE	
Parks, Playgrounds, Shade Trees	280,349.00	ISSUED AND OUTSTANDING		Balance January 1, 1991	4,800.00
Land Reclamation & Conservation	24,260.00	School	4,109,000.00	Transfers From Taxes or Liens	
Other Recreational Services	669,548.00	Self-Liquidating	867,000.00	Sale for Cash (1991)	
EDUCATION (excluding schools)		Other	8,203,000.00	Cancelled, Abated or Adjusted (1991)	
Libraries	881,644.00	Total	13,179,000.00	Balance December 31, 1991	4,800.00
Other Educational Services	4,933.00	EQUALIZED VALUATION BASIS FOR NET DEBT COMPUTATION	2,609,780,728	CURRENT FINANCES DECEMBER 31, 1991	
STATUTORY EXPENDITURES		REAL PROPERTY VALUATIONS		ASSETS	
Pensions & F.L.C.A.	1,267,470.00	Code Class # of Parcels % VAL'N		Cash Dec. 31, 1991	8,240,067.63
Employee Fringe Benefits	792,663.00	1 Vacant Land 173 .74	8,500,400.00	Taxes Receivable	545,618.24
Other Statutory Expenditures		2 Residential 5956 77.67	893,672,300.00	Tax Title Liens	76,487.15
CETA And Other Public Employment Programs		3 Farm		Foreclosed Property	4,800.00
MUNICIPAL FUNCTIONS TOTAL	16,303,712.09	4a Commercial 293 10.37	119,365,600.00	Emergencies & Other Deferred Charges	39,000.00
CAPITAL IMPROVEMENTS *MEMO*	425,000.00	4b Industrial 16 8.12	93,467,600.00	State and Federal Aid Receivable	
DEBT SERVICE		4c Apartments 45 3.09	35,575,900.00	Other Receivables	23,447.28
Principal Payments	1,314,000.00	Total 6438	1,150,581,800.00	Total	8,929,420.30
Interest Payments	966,039.75	Land Area 6.00 Sq. Miles		LIABILITIES, RESERVES, AND SURPLUS	
TYPE I SCHL DEBT *MEMO*	843,296.50	Net Valuation Taxable-Municipal	1,154,153,111	Cash Liabilities	1,975,524.64
DEFERRED CHARGES	20,522.00	Net Valuation Taxable-County	2,675,875,602	Reserves for Receivables	650,352.67
SCHOOL, COUNTY, SPECIAL DISTRICT TAXES	29,809,695.31	State Equalized Valuation	2,625,973,267	Surplus Dec. 31, 1991	6,303,542.99
RESERVE FOR UNCOLLECTED TAXES	3,352,343.28	State Equalization Ratio	43.88	Total	8,929,420.30
EXPENDITURES TOTAL	51,831,362.43				

1531
Population 1980 1,571
Population 1990 1,375
S & P Rating
Moody Rating

General Tax Rate Per \$100. 1.92
State Equalized Tax Rate 1.01

SURF CITY BOROUGH - OCEAN COUNTY
Form of Government
Borough Council
Number of Members - 6

PER CAPITA:
Gross Debt 2,777.52
Net Debt 2,024.51
Debt Service 10.91
Total Tax Levy 3,595.63
Municipal Expenditures 2,065.78

PER CENT:
Gross Debt .76
Net Debt .56
Tax Levy Collected 93.12
Tax Levy Cancelled, Abated or Adjusted .05

EXPENDITURES		REVENUES-REALIZED		1991 PROPERTY TAX	
GENERAL GOVERNMENT				STATE EQUALIZED TAX RATE	
Governing Body & Public Boards		1991 Property Taxes Collected	4,603,831.61	Local District School Taxes	
Municipal Clerk		1991 Payments in Lieu of Taxes		Regional & Consolidated School Tax	.22 1,069,375.23
Financial Administration	26,330.10	Delinquent Tax & Lien Collections	294,603.35	School Taxes in Municipal Budget	.09 433,419.44
Assessment of Taxes	16,350.00	Business Personalty Replacement Taxes	10,951.68	County Taxes	.38 * 1,877,165.59
Collection of Taxes	63,750.00	Taxes from Public Utilities	165,231.00	County Library Taxes	.03 152,170.78
Planning, Housing & Development	9,060.00	Other Miscellaneous Tax Revenues		Local Municipal Purpose Taxes	.28 1,391,507.00
Human Resources	38,218.00	State Aid Revenues	112,016.00	Veteran & Senior Citizen Taxes	
Elections		Federal Aid Revenues		Total Taxes for Rate Computation	1.00 4,956,688.04
General Administration (other)	232,650.00	State and Local Fiscal Assistance Act Utilized		Special District Taxes	
JUDICIARY		Sale of Acquired Property		Bank Corp. Taxes	
Municipal Courts	31,500.00	Other Miscellaneous Revenues	503,499.70	Added and Omitted Taxes	20,351.22
PUBLIC SAFETY				Total Taxes Levied - ABSTRACT	4,943,989.26
Fire Protection	26,731.90	Prior Years Surplus Appropriated	701,739.00	Total Taxes Billed	4,943,989.26
Police Protection	486,020.00	REVENUES TOTAL	6,391,872.34	1991 TAXES COLLECTED	4,603,831.61
Civil Defense & Disaster Control	2,400.00	Reserve For Uncollected Taxes	394,400.00	1991 Taxes Cancelled, Abated or Adjusted	2,530.14
Environmental Inspection & Control	9,500.00			Transfer to Tax Title Liens or Foreclosed	
Other Public Safety		CAPITAL OUTLAY TOTAL	1,306,844.58	Balance Outstanding Dec. 31, 1991	337,627.51
PUBLIC WORKS				PRIOR YEARS TAXES OUTSTANDING	
Streets and Drainage	223,410.00	Public Enterprises	990,736.30	Balance January 1, 1991	300,989.38
Sewers and Sewage Processing	79,930.00	Recreation-Culture		Collected in 1991	294,603.35
Garbage and Trash Disposal	410,352.00	Public Works	20,414.57	Cancelled, Abated or Adjusted 1991	
Public Buildings and Grounds	44,800.00	Buildings and Grounds	252,189.15	Transfers to Tax Title Liens or Foreclosed	7.66
Other Public Works	45,250.00	Library and Education	43,504.56	Balance December 31, 1991	6,378.37
HEALTH and WELFARE		Conservation		TAX TITLE LIENS OUTSTANDING	
Health Services Except Environmental	31,900.00	All Other		Balance January 1, 1991	42.49
Welfare-Public Assistance	1,750.00			Transfer From Taxes	7.66
Hospital, Clinics, First Aid	100.00	CAPITAL DEBT AUTHORIZED, DECEMBER 31, 1991		Redeemed in 1991	
Animal, Insect, & Rodent Control	6,000.00	ISSUED AND UNISSUED		Cancelled, Abated or Adjusted (1991)	
Other Welfare Services		GROSS DEBT		Transfers to Foreclosed Property	
RECREATION and CONSERVATION		School	168,766	Balance December 31, 1991	50.15
Beaches and Boardwalks	238,250.00	Self-Liquidating	2,233,987	PROPERTY ACQUIRED BY DEED OR	
Parks, Playgrounds, Shade Trees	5,800.00	Other	1,416,335	FORECLOSURE	
Land Reclamation & Conservation		Total	3,819,088	Balance January 1, 1991	4,725.00
Other Recreational Services	15,000.00	ISSUED AND OUTSTANDING		Transfers From Taxes or Liens	
EDUCATION (excluding schools)		School	168,766.24	Sale for Cash (1991)	
Libraries	1,000.00	Self-Liquidating	1,070,000.00	Cancelled, Abated or Adjusted (1991)	
Other Educational Services		Other	647,500.00	Balance December 31, 1991	4,725.00
STATUTORY EXPENDITURES		Total	1,886,266.24	CURRENT FINANCES DECEMBER 31, 1991	
Pensions & F. I. C. A.	131,000.00	EQUALIZED VALUATION BASIS		ASSETS	
Employee Fringe Benefits	226,000.00	FOR NET DEBT COMPUTATION	501,097,074	Cash Dec. 31, 1991	1,477,131.32
Other Statutory Expenditures	9,000.00	REAL PROPERTY VALUATIONS		Taxes Receivable	344,005.88
CETA And Other Public Employment Programs		Code Class # of Parcels % VAL'N		Tax Title Liens	50.15
MUNICIPAL FUNCTIONS		1 Vacant Land 94 1.71	4,377,800.00	Foreclosed Property	4,725.00
CAPITAL IMPROVEMENTS	2,412,052.00	2 Residential 20 14 90.78	231,783,650.00	Emergencies & Other Deferred Charges	42,000.00
DEBT SERVICE		3 Farm		State and Federal Aid Receivable	36,366.87
Principal Payments	15,000.00	4a Commercial 99 7.51	19,164,500.00	Other Receivables	325,471.19
Interest Payments		4b Industrial		Total	2,229,750.41
DEFERRED CHARGES	19,000.00	4c Apartments		LIABILITIES, RESERVES, AND SURPLUS	
SCHOOL COUNTY, SPECIAL DISTRICT TAXES	3,532,131.04	Total 2207	255,325,950.00	Cash Liabilities	654,180.55
RESERVE FOR UNCOLLECTED TAXES	394,400.00	Land Area .65 Sq. Miles		Reserves for Receivables	707,438.47
EXPENDITURES TOTAL	6,372,533.04	Net Valuation Taxable-Municipal	256,979,426	Surplus Dec. 31, 1991	868,131.39
		Net Valuation Taxable-County	516,485,107	Total	2,229,750.41
		State Equalized Valuation	486,971,761		
		State Equalization Ratio	52.61		

1921

Population 1980 2,418
 Population 1990 2,201
 S & P Rating
 Moody Rating

General Tax Rate Per \$100.

3.18

State Equalized Tax Rate

2.26

SUSSEX BOROUGH - SUSSEX COUNTY
Form of Government
Borough Council
Number of Members - 6

PER CAPITA:

Gross Debt 2,218.32
 Net Debt 357.85
 Debt Service 33.24
 Total Tax Levy 889.44
 Municipal Expenditures 528.25

PER CENT:

Gross Debt 5.84
 Net Debt .94
 Tax Levy Collected 90.68
 Tax Levy Cancelled, Abated or Adjusted 3.62

EXPENDITURES		REVENUES-REALIZED		1991 PROPERTY TAX	
GENERAL GOVERNMENT				STATE EQUALIZED TAX RATE →	
Governing Body & Public Boards		1991 Property Taxes Collected	1,779,877.11	Local District School Taxes	
Municipal Clerk		1991 Payments in Lieu of Taxes		Regional & Consolidated School Tax	1.31 1,138,380.88
Financial Administration	32,595.00	Delinquent Tax & Lien Collections	163,171.67	School Taxes in Municipal Budget	
Assessment of Taxes	5,635.00	Business Personality Replacement Taxes	38,013.20	County Taxes	.37 * 320,666.15
Collection of Taxes	17,450.00	Taxes from Public Utilities	93,623.91	County Library Taxes	.03 23,276.10
Planning, Housing & Development	12,015.00	Other Miscellaneous Tax Revenues		Local Municipal Purpose Taxes	.55 474,092.00
Human Resources	2,656.00	State Aid Revenues	241,696.65	Veteran & Senior Citizen Taxes	
Elections	1,000.00	Federal Aid Revenues		Total Taxes for Rate Computation	2.26 1,974,315.13
General Administration (other)	169,945.00	State and Local Fiscal Assistance Act Utilized		Special District Taxes	
JUDICIARY		Sale of Acquired Property		Bank Corp. Taxes	
Municipal Courts	23,000.00	Other Miscellaneous Revenues	117,043.48	Added and Omitted Taxes	1,248.10
PUBLIC SAFETY		Total	2,433,426.02	Total Taxes Levied - ABSTRACT	1,957,663.23
Fire Protection	21,761.00	Prior Years Surplus Appropriated	225,000.00	Total Taxes Billed	1,962,758.50
Police Protection	155,455.65	REVENUES TOTAL	2,658,426.02	1991 TAXES COLLECTED	1,775,877.11
Civil Defense & Disaster Control	450.00	Reserve For Uncollected Taxes	203,301.00	1991 Taxes Cancelled, Abated or Adjusted	71,024.32
Environmental Inspection & Control	14,001.00	CAPITAL OUTLAY TOTAL	862,991.75	Transfer to Tax Title Liens or Foreclosed	14,993.59
Other Public Safety				Balance Outstanding Dec. 31, 1991	96,863.48
PUBLIC WORKS				PRIOR YEARS TAXES OUTSTANDING	
Streets and Drainage	104,702.00	Public Enterprises	613,432.33	Balance January 1, 1991	125,639.24
Sewers and Sewage Processing	4,425.00	Recreation—Culture	974.22	Collected in 1991	113,390.12
Garbage and Trash Disposal	11,630.00	Public Works	10,180.70	Cancelled, Abated or Adjusted 1991	
Public Buildings and Grounds	23,725.00	Buildings and Grounds	113,624.79	Transfers to Tax Title Liens or Foreclosed	8,596.39
Other Public Works		Library and Education		Balance December 31, 1991	7,652.73
HEALTH and WELFARE		Conservation		TAX TITLE LIENS OUTSTANDING	
Health Services Except Environmental	3,850.00	All Other		Balance January 1, 1991	110,040.05
Welfare—Public Assistance	23,005.00	CAPITAL DEBT AUTHORIZED, DECEMBER 31, 1991		Transfer From Taxes	24,643.23
Hospital, Clinics, First Aid		ISSUED AND UNISSUED		Redeemed in 1991	49,781.55
Animal, Insect, & Rodent Control	2,500.00	GROSS DEBT		Cancelled, Abated or Adjusted (1991)	
Other Welfare Services		School	877,908	Transfers to Foreclosed Property	
RECREATION and CONSERVATION		Self-Liquidating	3,216,987	Balance December 31, 1991	84,901.73
Beaches and Boardwalks		Other	787,630	PROPERTY ACQUIRED BY DEED OR FORECLOSURE	
Parks, Playgrounds, Shade Trees	6,140.00	Total	4,882,525	Balance January 1, 1991	175,100.00
Land Reclamation & Conservation		ISSUED AND OUTSTANDING		Transfers From Taxes or Liens	
Other Recreational Services	11,010.00	School	877,908.81	Sale for Cash (1991)	
EDUCATION (excluding schools)		Self-Liquidating	2,817,021.16	Cancelled, Abated or Adjusted (1991)	
Libraries	1,600.00	Other	686,950.00	Balance December 31, 1991	175,100.00
Other Educational Services		Total	4,381,879.97	CURRENT FINANCES DECEMBER 31, 1991	
STATUTORY EXPENDITURES		EQUALIZED VALUATION BASIS		ASSETS	
Pensions & F. L. C. A.	43,913.00	FOR NET DEBT COMPUTATION	83,617,836	Cash Dec. 31, 1991	297,804.15
Employee Fringe Benefits	39,100.00	REAL PROPERTY VALUATIONS		Taxes Receivable	104,516.21
Other Statutory Expenditures	1,500.00	Code Class # of Parcels % VAL'N		Tax Title Liens	84,901.73
CETA And Other Public Employment Programs		1 Vacant Land 65 1.65	999,100.00	Foreclosed Property	175,100.00
MUNICIPAL FUNCTIONS TOTAL	734,063.65	2 Residential 432 58.02	35,103,600.00	Emergencies & Other Deferred Charges	1,929.00
CAPITAL IMPROVEMENTS *MEMO*	10,000.00	3 Farm 6 .37	220,500.00	State and Federal Aid Receivable	
DEBT SERVICE		4a Commercial 83 25.26	15,282,900.00	Other Receivables	5,073.20
Principal Payments	60,700.00	4b Industrial 3 .54	328,800.00	Total	669,324.29
Interest Payments	12,450.64	4c Apartments 5 14.17	8,571,300.00	LIABILITIES, RESERVES, AND SURPLUS	
		Total 594	60,506,200.00	Cash Liabilities	121,977.10
DEFERRED CHARGES	147,156.54	Land Area .75 Sq. Miles		Reserves for Receivables	369,591.14
SCHOOL, COUNTY, SPECIAL DISTRICT TAXES	1,432,323.13	Net Valuation Taxable-Municipal	61,682,717	Surplus Dec. 31, 1991	177,756.05
RESERVE FOR UNCOLLECTED TAXES	203,301.00	Net Valuation Taxable-County	88,424,907	Total	669,324.29
EXPENDITURES TOTAL	2,644,294.96	State Equalized Valuation	86,348,533		
		State Equalization Ratio	71.04		

0817
Population 1980 2,031
Population 1990 2,024
S & P Rating
Moody Rating

General Tax Rate Per \$100. 4.85
State Equalized Tax Rate 1.99

SWEDESBORO BORO. - GLOUCESTER CO.
Form of Government
Borough Council
Number of Members - 6

PER CAPITA:
Gross Debt 1,240.10
Net Debt 118.47
Debt Service 18.53
Total Tax Levy 752.66
Municipal Expenditures 480.45
PER CENT:
Gross Debt 4.48
Net Debt .43
Tax Levy Collected 82.84
Tax Levy Cancelled, Abated or Adjusted .17

EXPENDITURES		REVENUES-REALIZED		1991 PROPERTY TAX	
GENERAL GOVERNMENT		1991 Property Taxes Collected		STATE EQUALIZED TAX RATE	
Governing Body & Public Boards	7,150.00	1991 Payments in Lieu of Taxes		Local District School Taxes	437,481.12
Municipal Clerk	23,000.00	Delinquent Tax & Lien Collections		Regional & Consolidated School Tax	304,836.99
Financial Administration	32,430.00	Business Personalty Replacement Taxes		School Taxes in Municipal Budget	
Assessment of Taxes	3,470.00	Taxes from Public Utilities		County Taxes	386,654.83
Collection of Taxes	7,675.00	Other Miscellaneous Tax Revenues		County Library Taxes	15,389.61
Planning, Housing & Development	11,250.18	State Aid Revenues		Local Municipal Purpose Taxes	207,215.34
Human Resources	51,571.88	Federal Aid Revenues		Veteran & Senior Citizen Taxes	20,650.00
Elections	1,360.00	State and Local Fiscal Assistance Act Utilized		Total Taxes for Rate Computation	1,372,227.89
General Administration (other)	111,986.15	Sale of Acquired Property		Special District Taxes	165,720.00
JUDICIARY		Other Miscellaneous Revenues		Bank Corp. Taxes	
Municipal Courts	24,787.06	Total		Added and Omitted Taxes	6,090.33
PUBLIC SAFETY		Prior Years Surplus Appropriated		Total Taxes Levied - ABSTRACT	1,523,388.22
Fire Protection	37,787.60	REVENUES TOTAL		Total Taxes Billed	1,527,840.84
Police Protection	158,833.90	CAPITAL OUTLAY TOTAL		1991 TAXES COLLECTED	1,265,638.37
Civil Defense & Disaster Control	1,185.00	Public Enterprises		1991 Taxes Cancelled, Abated or Adjusted	2,556.05
Environmental Inspection & Control	21,432.02	Recreation-Culture		Transfer to Tax Title Liens or Foreclosed	72,249.39
Other Public Safety		Public Works		Balance Outstanding Dec. 31, 1991	187,397.03
PUBLIC WORKS		Buildings and Grounds		PRIOR YEARS TAXES OUTSTANDING	
Streets and Drainage	50,400.00	Library and Education		Balance January 1, 1991	182,024.83
Sewers and Sewage Processing		Conservation		Collected in 1991	160,500.10
Garbage and Trash Disposal		All Other		Cancelled, Abated or Adjusted 1991	1,305.58
Public Buildings and Grounds	23,220.00	CAPITAL DEBT AUTHORIZED, DECEMBER 31, 1991		Transfers to Tax Title Liens or Foreclosed	13,509.58
Other Public Works	4,045.00	ISSUED AND UNISSUED		Balance December 31, 1991	6,709.57
HEALTH and WELFARE		SCHOOL		TAX TITLE LIENS OUTSTANDING	
Health Services Except Environmental	1,825.00	Self-Liquidating		Balance January 1, 1991	148,423.00
Welfare-Public Assistance	3,725.00	Other		Transfer From Taxes	87,365.66
Hospital, Clinics, First Aid		Total		Redeemed in 1991	10,572.66
Animal, Insect, & Rodent Control	200.00	ISSUED AND OUTSTANDING		Cancelled, Abated or Adjusted (1991)	
Other Welfare Services		SCHOOL		Transfers to Foreclosed Property	
RECREATION and CONSERVATION		Self-Liquidating		Balance December 31, 1991	225,216.00
Beaches and Boardwalks		Other		PROPERTY ACQUIRED BY DEED OR FORECLOSURE	
Parks, Playgrounds, Shade Trees	6,150.00	Total		Balance January 1, 1991	3,450.00
Land Reclamation & Conservation	200.00	EQUALIZED VALUATION BASIS		Transfers From Taxes or Liens	
Other Recreational Services	3,093.06	FOR NET DEBT COMPUTATION		Sale for Cash (1991)	
EDUCATION (excluding schools)		REAL PROPERTY VALUATIONS		Cancelled, Abated or Adjusted (1991)	
Libraries	5,500.00	Code Class # of Parcels % VAL'N		Balance December 31, 1991	3,450.00
Other Educational Services		ASSESSED VALUATION		CURRENT FINANCES DECEMBER 31, 1991	
STATUTORY EXPENDITURES		1 Vacant Land 73 1.34		ASSETS	
Pensions & F. L. C. A.	30,350.00	2 Residential 575 71.56		Cash Dec. 31, 1991	258,979.93
Employee Fringe Benefits	38,450.00	3 Farm 11 .92		Taxes Receivable	194,106.60
Other Statutory Expenditures		4a Commercial 87 22.75		Tox Title Liens	225,216.00
CETA And Other Public Employment Programs		4b Industrial 4 2.01		Foreclosed Property	3,450.00
MUNICIPAL FUNCTIONS TOTAL	666,126.85	4c Apartments 8 1.42		Emergencies & Other Deferred Charges	68,232.83
CAPITAL IMPROVEMENTS *MEMO*	1,000.00	Total 758		State and Federal Aid Receivable	3,973.55
DEBT SERVICE		Land Area .77 Sq. Miles		Other Receivables	70,508.56
Principal Payments	24,550.00	Net Valuation Taxable-Municipal		Total	824,467.47
Interest Payments	12,951.94	Net Valuation Taxable-County		LIABILITIES, RESERVES, AND SURPLUS	
DEFERRED CHARGES		State Equalized Valuation		Cash Liabilities	295,397.26
SCHOOL, COUNTY, SPECIAL DISTRICT TAXES	1,310,082.55	State Equalization Ratio		Reserves for Receivables	493,281.16
RESERVE FOR UNCOLLECTED TAXES	237,542.30			Surplus Dec. 31, 1991	35,789.05
EXPENDITURES TOTAL	2,282,511.53			Total	824,467.47

0335
 Population 1980 6,236
 Population 1990 7,360
 S & P Rating
 Moody Rating A

General Tax Rate Per \$100. 1.69
 State Equalized Tax Rate 1.72

TABERNACLE TWP. - BURLINGTON CO.
 Form of Government
 Township Committee
 Number of Members - 3

PER CAPITA:
 Gross Debt 679.36
 Net Debt 222.51
 Debt Service 55.57
 Total Tax Levy 829.93
 Municipal Expenditures 322.13

PER CENT:
 Gross Debt 1.50
 Net Debt .49
 Tax Levy Collected 93.46
 Tax Levy Cancelled, Abated or Adjusted .39

EXPENDITURES		REVENUES-REALIZED		1991 PROPERTY TAX	
GENERAL GOVERNMENT		1991 Property Taxes Collected		STATE EQUALIZED TAX RATE	
Governing Body & Public Boards		1991 Payments in Lieu of Taxes		Local District School Taxes	2,665,485.00
Municipal Clerk		Delinquent Tax & Lien Collections	434,676.00	Regional & Consolidated School Tax	902,973.51
Financial Administration	32,375.00	Business Personalty Replacement Taxes	14,853.00	School Taxes in Municipal Budget	
Assessment of Taxes	23,600.00	Taxes from Public Utilities	454,301.00	County Taxes	1,907,914.88
Collection of Taxes	27,476.00	Other Miscellaneous Tax Revenues		County Library Taxes	117,018.88
Planning, Housing & Development	33,950.00	State Aid Revenues	234,269.00	Local Municipal Purpose Taxes	232,758.00
Human Resources	650.00	Federal Aid Revenues		Veteran & Senior Citizen Taxes	33,100.00
Elections		State and Local Fiscal Assistance Act Utilized		Total Taxes for Rate Computation	5,859,250.27
General Administration (other)	257,700.00	Sale of Acquired Property		Special District Taxes	150,087.00
JUDICIARY		Other Miscellaneous Revenues	545,976.00	Bank Corp. Taxes	
Municipal Courts	24,800.00	Total	7,396,516.00	Added and Omitted Taxes	132,012.00
PUBLIC SAFETY		Prior Years Surplus Appropriated	993,718.00	Total Taxes Levied - ABSTRACT	6,108,249.27
Fire Protection		REVENUES TOTAL	8,390,234.00	Total Taxes Billed	6,112,333.00
Police Protection	40,000.00	Reserve For Uncollected Taxes	625,923.00	1991 TAXES COLLECTED	5,712,441.00
Civil Defense & Disaster Control	4,000.00			1991 Taxes Cancelled, Abated or Adjusted	23,856.00
Environmental Inspection & Control	36,800.00			Transfer to Tax Title Liens or Foreclosed	35,809.00
Other Public Safety		CAPITAL OUTLAY TOTAL	32,432.00	Balance Outstanding Dec. 31, 1991	340,227.00
PUBLIC WORKS				PRIOR YEARS TAXES OUTSTANDING	
Streets and Drainage	15,000.00	Public Enterprises		Balance January 1, 1991	483,559.00
Sewers and Sewage Processing	8,000.00	Recreation-Culture		Collected in 1991	430,602.00
Garbage and Trash Disposal	379,850.00	Public Works		Cancelled, Abated or Adjusted 1991	9,935.00
Public Buildings and Grounds	70,000.00	Buildings and Grounds	32,432.00	Transfers to Tax Title Liens or Foreclosed	28,945.00
Other Public Works	259,000.00	Library and Education		Balance December 31, 1991	14,077.00
HEALTH and WELFARE		Conservation		TAX TITLE LIENS OUTSTANDING	
Health Services Except Environmental	1,300.00	All Other		Balance January 1, 1991	46,567.00
Welfare-Public Assistance	2,385.00	CAPITAL DEBT AUTHORIZED, DECEMBER 31, 1991		Transfer From Taxes	68,991.00
Hospital, Clinics, First Aid		ISSUED AND UNISSUED		Redeemed in 1991	5,324.00
Animal, Insect, & Rodent Control	1,000.00	School	3,362,371	Cancelled, Abated or Adjusted (1991)	
Other Welfare Services		Self-Liquidating		Transfers to Foreclosed Property	
RECREATION and CONSERVATION		Other	1,637,706	Balance December 31, 1991	110,234.00
Beaches and Boardwalks		Total	5,000,077	PROPERTY ACQUIRED BY DEED OR FORECLOSURE	
Parks, Playgrounds, Shade Trees				Balance January 1, 1991	375,878.00
Land Reclamation & Conservation		ISSUED AND OUTSTANDING		Transfers From Taxes or Liens	
Other Recreational Services	6,500.00	School	3,362,371.31	Sale for Cash (1991)	
EDUCATION (excluding schools)		Self-Liquidating		Cancelled, Abated or Adjusted (1991)	
Libraries		Other	1,637,706.00	Balance December 31, 1991	375,878.00
Other Educational Services		Total	5,000,077.31	CURRENT FINANCES DECEMBER 31, 1991	
STATUTORY EXPENDITURES		EQUALIZED VALUATION BASIS		ASSETS	
Pensions & F. L. C. A.	43,000.00	FOR NET DEBT COMPUTATION	333,900,405	Cash Dec. 31, 1991	3,523,835.00
Employee Fringe Benefits	41,500.00	REAL PROPERTY VALUATIONS		Taxes Receivable	354,304.00
Other Statutory Expenditures	3,100.00	Code Class # of Parcels % VAL'N		Tax Title Liens	110,234.00
CETA And Other Public Employment Programs		1 Vacant Land 505 4.55	15,645,900.00	Foreclosed Property	375,878.00
MUNICIPAL FUNCTIONS TOTAL	1,316,986.00	2 Residential 2025 89.71	308,466,600.00	Emergencies & Other Deferred Charges	33,390.00
CAPITAL IMPROVEMENTS *MEMO*	50,000.00	3 Farm 236 2.82	9,694,950.00	State and Federal Aid Receivable	14,775.00
DEBT SERVICE		4a Commercial 49 2.80	9,616,700.00	Other Receivables	4,076.00
Principal Payments	270,100.00	4b Industrial 3 .12	423,900.00	Total	4,416,492.00
Interest Payments	138,890.00	4c Apartments		LIABILITIES, RESERVES, AND SURPLUS	
DEFERRED CHARGES	19,000.00	Total 2918	343,853,050.00	Cash Liabilities	1,216,361.00
SCHOOL, COUNTY, SPECIAL DISTRICT TAXES	5,743,479.27	Land Area 47.64 Sq. Miles		Reserves for Receivables	844,492.00
RESERVE FOR UNCOLLECTED TAXES	625,923.00	Net Valuation Taxable-Municipal	345,090,013	Surplus Dec. 31, 1991	2,355,639.00
EXPENDITURES TOTAL	8,114,378.27	Net Valuation Taxable-County	349,765,089	Total	4,416,492.00
		State Equalized Valuation	338,480,049		
		State Equalization Ratio	101.96		

0433
 Population 1980 9
 Population 1990 35
 S & P Rating
 Moody Rating

General Tax Rate Per \$100.
 State Equalized Tax Rate
 1.83
 1.84

TAVISTOCK BOROUGH - CAMDEN COUNTY
 Form of Government
 Commission (1911)
 Number of Members - 3

PER CAPITA:
 Gross Debt
 Net Debt
 Debt Service
 Total Tax Levy 1,518.75
 Municipal Expenditures 852.86
 PER CENT:
 Gross Debt
 Net Debt
 Tax Levy Collected 100.00
 Tax Levy Cancelled, Abated or Adjusted

EXPENDITURES		REVENUES-REALIZED		1991 PROPERTY TAX	
GENERAL GOVERNMENT				STATE EQUALIZED TAX RATE	
Governing Body & Public Boards		1991 Property Taxes Collected	53,222.00	Local District School Taxes	.12 3,600.00
Municipal Clerk		1991 Payments in Lieu of Taxes		Regional & Consolidated School Tax	
Financial Administration	4,000.00	Delinquent Tax & Lien Collections		School Taxes in Municipal Budget	
Assessment of Taxes	650.00	Business Personalty Replacement Taxes	2,316.00	County Taxes	.89 25,802.41
Collection of Taxes	650.00	Taxes from Public Utilities	1,002.00	County Library Taxes	.03 780.75
Planning, Housing & Development		Other Miscellaneous Tax Revenues		Local Municipal Purpose Taxes	.79 22,973.00
Human Resources		State Aid Revenues	1,152.00	Veteran & Senior Citizen Taxes	
Elections	1,400.00	Federal Aid Revenues		Total Taxes for Rate Computation	1.83 53,156.16
General Administration (other)	14,886.00	State and Local Fiscal Assistance Act Utilized		Special District Taxes	
JUDICIARY		Sale of Acquired Property		Bank Corp. Taxes	
Municipal Courts		Other Miscellaneous Revenues	1,339.00	Added and Omitted Taxes	
PUBLIC SAFETY		Total	59,031.00	Total Taxes Levied - ABSTRACT	53,156.16
Fire Protection	750.00	Prior Years Surplus Appropriated	2,225.00	Total Taxes Billed	53,222.00
Police Protection	1,300.00	REVENUES TOTAL	61,256.00	1991 TAXES COLLECTED	53,222.00
Civil Defense & Disaster Control		Reserve For Uncollected Taxes		1991 Taxes Cancelled, Abated or Adjusted	
Environmental Inspection & Control		CAPITAL OUTLAY TOTAL		Transfer to Tax Title Liens or Foreclosed	
Other Public Safety				Balance Outstanding Dec. 31, 1991	
PUBLIC WORKS				PRIOR YEARS TAXES OUTSTANDING	
Streets and Drainage	5,464.00	Public Enterprises		Balance January 1, 1991	
Sewers and Sewage Processing		Recreation-Culture		Collected in 1991	
Garbage and Trash Disposal		Public Works		Cancelled, Abated or Adjusted 1991	
Public Buildings and Grounds		Buildings and Grounds		Transfers to Tax Title Liens or Foreclosed	
Other Public Works		Library and Education		Balance December 31, 1991	
HEALTH and WELFARE		Conservation		TAX TITLE LIENS OUTSTANDING	
Health Services Except Environmental		All Other		Balance January 1, 1991	
Welfare-Public Assistance		CAPITAL DEBT AUTHORIZED, DECEMBER 31, 1991		Transfer From Taxes	
Hospital, Clinics, First Aid		ISSUED AND UNISSUED GROSS DEBT NET DEBT		Redeemed in 1991	
Animal, Insect, & Rodent Control		School		Cancelled, Abated or Adjusted (1991)	
Other Welfare Services		Self-Liquidating		Transfers to Foreclosed Property	
RECREATION and CONSERVATION		Other		Balance December 31, 1991	
Beaches and Boardwalks		Total		PROPERTY ACQUIRED BY DEED OR	
Parks, Playgrounds, Shade Trees		ISSUED AND OUTSTANDING		FORECLOSURE	
Land Reclamation & Conservation		School		Balance January 1, 1991	
Other Recreational Services		Self-Liquidating		Transfers From Taxes or Liens	
EDUCATION (excluding schools)		Other		Sale for Cash (1991)	
Libraries		Total		Cancelled, Abated or Adjusted (1991)	
Other Educational Services		EQUALIZED VALUATION BASIS		Balance December 31, 1991	
STATUTORY EXPENDITURES		FOR NET DEBT COMPUTATION	2,866,549	CURRENT FINANCES DECEMBER 31, 1991	
Pensions & F. L. C. A.	650.00	REAL PROPERTY VALUATIONS		ASSETS	
Employee Fringe Benefits		Code Class # of Parcels % VAL'N ASSESSED VALUATION		Cash Dec. 31, 1991	19,207.00
Other Statutory Expenditures	100.00	1 Vacant Land		Taxes Receivable	
CETA And Other Public Employment Programs		2 Residential 3 32.41	942,100.00	Tax Title Liens	
MUNICIPAL FUNCTIONS TOTAL	29,850.00	3 Farm		Foreclosed Property	
CAPITAL IMPROVEMENTS *MEMO*		4a Commercial 11 67.59	1,964,300.00	Emergencies & Other Deferred Charges	
DEBT SERVICE		4b Industrial		State and Federal Aid Receivable	
Principal Payments		4c Apartments		Other Receivables	375.00
Interest Payments		Total 14	2,906,400.00	Total	19,582.00
DEFERRED CHARGES		Land Area .27 Sq. Miles		LIABILITIES, RESERVES, AND SURPLUS	
SCHOOL, COUNTY, SPECIAL DISTRICT TAXES	30,183.16	Net Valuation Taxable-Municipal	2,911,475	Cash Liabilities	7,333.00
RESERVE FOR UNCOLLECTED TAXES		Net Valuation Taxable-County	3,039,666	Reserves for Receivables	375.00
EXPENDITURES TOTAL	60,033.16	State Equalized Valuation	2,901,338	Surplus Dec. 31, 1991	11,874.00
		State Equalization Ratio	100.35	Total	19,582.00

0260

Population 1980 39,007
 Population 1990 37,225
 S & P Rating
 Moody Rating AA

General Tax Rate Per \$100.

2.06

State Equalized Tax Rate

2.15

TEANECK TOWNSHIP - BERGEN COUNTY
 Form of Government
 Council-Manager Plan B (OMCL 50)
 Number of Members - 7

PER CAPITA:

Gross Debt 165.77
 Net Debt 125.98
 Debt Service
 Total Tax Levy 1,573.06
 Municipal Expenditures 778.35

PER CENT:

Gross Debt .22
 Net Debt .17
 Tax Levy Collected 97.45
 Tax Levy Cancelled, Abated or Adjusted .04

EXPENDITURES		REVENUES-REALIZED		1991 PROPERTY TAX	
GENERAL GOVERNMENT				STATE EQUALIZED TAX RATE	
Governing Body & Public Boards	272,500.00	1991 Property Taxes Collected	58,060,660.03	Local District School Taxes 1.24	34,394,000.00
Municipal Clerk		1991 Payments in Lieu of Taxes		Regional & Consolidated School Tax	
Financial Administration	478,500.00	Delinquent Tax & Lien Collections	1,220,593.82	School Taxes in Municipal Budget	
Assessment of Taxes	138,500.00	Business Personality Replacement Taxes	373,333.32	County Taxes .25	6,843,579.38
Collection of Taxes		Taxes from Public Utilities	2,170,602.00	County Library Taxes	
Planning, Housing & Development	52,200.00	Other Miscellaneous Tax Revenues	139,607.25	Local Municipal Purpose Taxes .66	18,180,743.00
Human Resources	160,804.00	State Aid Revenues	5,291,903.40	Veteran & Senior Citizen Taxes	240,300.00
Elections		Federal Aid Revenues		Total Taxes for Rate Computation 2.15	59,658,622.38
General Administration (other)	2,185,500.00	State and Local Fiscal Assistance Act Utilized		Special District Taxes	
JUDICIARY		Sale of Acquired Property		Bank Corp. Taxes	
Municipal Courts	232,000.00	Other Miscellaneous Revenues	2,761,684.83	Added and Omitted Taxes	82,638.42
PUBLIC SAFETY		Total	70,018,384.65	Total Taxes Levied - ABSTRACT	59,500,960.80
Fire Protection	5,074,000.00	Prior Years Surplus Appropriated	1,048,000.00	Total Taxes Billed	59,577,495.44
Police Protection	5,107,756.15	REVENUES TOTAL	71,066,384.65	1991 TAXES COLLECTED	58,060,660.03
Civil Defense & Disaster Control		Reserve For Uncollected Taxes	1,792,591.00	1991 Taxes Cancelled, Abated or Adjusted	24,751.43
Environmental Inspection & Control	279,500.00			Transfer to Tax Title Liens or Foreclosed	66,404.10
Other Public Safety		CAPITAL OUTLAY TOTAL	1,837,172.26	Balance Outstanding Dec. 31, 1991	1,425,679.88
PUBLIC WORKS				PRIOR YEARS TAXES OUTSTANDING	
Streets and Drainage	860,290.00	Public Enterprises		Balance January 1, 1991	1,287,190.79
Sewers and Sewage Processing	3,061,950.85	Recreation-Culture	46,077.57	Collected in 1991	1,205,159.33
Garbage and Trash Disposal	835,000.00	Public Works	429,278.69	Cancelled, Abated or Adjusted 1991	
Public Buildings and Grounds	672,000.00	Buildings and Grounds	1,361,816.00	Transfers to Tax Title Liens or Foreclosed	28,646.67
Other Public Works	316,000.00	Library and Education		Balance December 31, 1991	53,384.79
HEALTH and WELFARE		Conservation		TAX TITLE LIENS OUTSTANDING	
Health Services Except Environmental	403,000.00	All Other		Balance January 1, 1991	53,413.45
Welfare-Public Assistance	50,000.00			Transfer From Taxes	100,519.54
Hospital, Clinics, First Aid	35,000.00	CAPITAL DEBT AUTHORIZED, DECEMBER 31, 1991		Redeemed in 1991	15,434.49
Animal, Insect, & Rodent Control		ISSUED AND UNISSUED GROSS DEBT NET DEBT		Cancelled, Abated or Adjusted (1991)	
Other Welfare Services		School 1,505,000		Transfers to Foreclosed Property	
RECREATION and CONSERVATION		Self-Liquidating		Balance December 31, 1991	138,498.50
Beaches and Boardwalks		Other 4,765,163	4,765,163	PROPERTY ACQUIRED BY DEED OR FORECLOSURE	
Parks, Playgrounds, Shade Trees	584,500.00	Total 6,270,163	6,270,163	Balance January 1, 1991	309,334.00
Land Reclamation & Conservation	147,000.00	ISSUED AND OUTSTANDING		Transfers From Taxes or Liens	
Other Recreational Services	615,500.00	School 1,505,000.00	1,505,000.00	Sale for Cash (1991)	
EDUCATION (excluding schools)		Self-Liquidating		Cancelled, Abated or Adjusted (1991)	
Libraries	1,241,150.00	Other		Balance December 31, 1991	309,334.00
Other Educational Services		Total 1,505,000.00	1,505,000.00	CURRENT FINANCES DECEMBER 31, 1991	
STATUTORY EXPENDITURES		EQUALIZED VALUATION BASIS FOR NET DEBT COMPUTATION	2,834,987.321	ASSETS	
Pensions & F. L. C. A.	2,490,010.00	REAL PROPERTY VALUATIONS		Cash Dec. 31, 1991	5,560,877.78
Employee Fringe Benefits	1,534,010.00	Code Class # of Parcels % VAL'N		Taxes Receivable	1,479,064.67
Other Statutory Expenditures		1 Vacant Land 153 .55	15,982,100.00	Tax Title Liens	138,498.50
CETA And Other Public Employment Programs		2 Residential 110 95 84.12	2,424,060,000.00	Foreclosed Property	309,334.00
MUNICIPAL FUNCTIONS TOTAL	26,826,671.00	3 Farm		Emergencies & Other Deferred Charges	403,789.72
CAPITAL IMPROVEMENTS *MEMO*	228,000.00	4a Commercial 373 11.00	316,955,600.00	State and Federal Aid Receivable	47,755.00
DEBT SERVICE		4b Industrial 19 1.61	46,519,100.00	Other Receivables	2,527,304.36
Principal Payments		4c Apartments 53 2.71	78,179,300.00	Total	10,466,624.03
Interest Payments		Total 116 93	2,981,696,100.00	LIABILITIES, RESERVES, AND SURPLUS	
DEFERRED CHARGES	821,922.04	Land Area 5.90 Sq. Miles		Cash Liabilities	3,474,188.16
SCHOOL, COUNTY, SPECIAL DISTRICT TAXES	41,237,579.38	Net Valuation Taxable-Municipal	2,888,099,855	Reserves for Receivables	4,454,201.53
RESERVE FOR UNCOLLECTED TAXES	1,792,591.00	Net Valuation Taxable-County	2,901,708,575	Surplus Dec. 31, 1991	2,538,234.34
EXPENDITURES TOTAL	70,678,763.42	State Equalized Valuation	2,765,327,738	Total	10,466,624.03
		State Equalization Ratio	104.45		

0261
Population 1980 13,552
Population 1990 13,326
S & P Rating
Moody Rating AA

General Tax Rate Per \$100. 3.91
State Equalized Tax Rate 1.76

TENAFLY BOROUGH - BERGEN COUNTY
Form of Government
Borough Council
Number of Members - 6

PER CAPITA:
Gross Debt 1,030.86
Net Debt 796.06
Debt Service 109.85
Total Tax Levy 2,420.02
Municipal Expenditures 1,033.68

PER CENT:
Gross Debt .73
Net Debt .57
Tax Levy Collected 98.55
Tax Levy Cancelled, Abated or Adjusted .28

EXPENDITURES		REVENUES-REALIZED		1991 PROPERTY TAX	
GENERAL GOVERNMENT				STATE EQUALIZED TAX RATE	
Governing Body & Public Boards				Local District School Taxes	17,823,444.50
Municipal Clerk	113,447.00	1991 Property Taxes Collected		Regional & Consolidated School Tax	
Financial Administration	34,000.00	1991 Payments in Lieu of Taxes		School Taxes in Municipal Budget	
Assessment of Taxes	173,505.00	Delinquent Tax & Lien Collections		County Taxes	4,622,777.49
Collection of Taxes	195,109.00	Business Personalty Replacement Taxes		Caunty Library Taxes	
Planning, Housing & Development	38,536.00	Taxes from Public Utilities		Local Municipal Purpose Taxes	9,717,186.45
Human Resources	117,870.00	Other Miscellaneous Tax Revenues		Veteran & Senior Citizen Taxes	70,300.00
Elections	4,895.00	State Aid Revenues		Total Taxes for Rate Computation	32,233,708.44
General Administration (other)	760,394.00	Federal Aid Revenues		Special District Taxes	
JUDICIARY		State and Local Fiscal Assistance Act Utilized		Bank Corp. Taxes	
Municipal Courts	52,328.00	Sale of Acquired Property		Added and Omitted Taxes	85,837.44
PUBLIC SAFETY		Other Miscellaneous Revenues		Total Taxes Levied - ABSTRACT	32,249,245.88
Fire Protection	376,480.00	Prior Years Surplus Appropriated		Total Taxes Billed	32,313,975.36
Police Protection	2,023,003.00	REVENUES TOTAL		1991 TAXES COLLECTED	31,845,754.17
Civil Defense & Disaster Control	424.00	Reserve For Uncollected Taxes		1991 Taxes Cancelled, Abated or Adjusted	85,000.59
Environmental Inspection & Control	135,159.00	CAPITAL OUTLAY TOTAL		Transfer to Tax Title Liens or Foreclosed	35.19
Other Public Safety				Balance Outstanding Dec. 31, 1991	379,185.41
PUBLIC WORKS				PRIOR YEARS TAXES OUTSTANDING	
Streets and Drainage	867,590.00	Public Enterprises		Balance January 1, 1991	361,920.80
Sewers and Sewage Processing	2,745,727.20	Recreation-Culture		Collected in 1991	344,846.55
Garbage and Trash Disposal	1,027,925.80	Public Works		Cancelled, Abated or Adjusted 1991	17,074.25
Public Buildings and Grounds	85,384.00	Buildings and Grounds		Transfers to Tax Title Liens or Foreclosed	
Other Public Works	60,600.00	Library and Education		Balance December 31, 1991	
HEALTH and WELFARE		Conservation		TAX TITLE LIENS OUTSTANDING	
Health Services Except Environmental	99,793.00	All Other		Balance January 1, 1991	651.63
Welfare-Public Assistance	19,819.00	CAPITAL DEBT AUTHORIZED, DECEMBER 31, 1991		Transfer From Taxes	35.19
Hospital, Clinics, First Aid		ISSUED AND UNISSUED GROSS DEBT NET DEBT		Redeemed in 1991	
Animal, Insect, & Rodent Control	6,000.00	School 3,129,000		Cancelled, Abated or Adjusted (1991)	
Other Welfare Services		Self-Liquidating		Transfers to Foreclosed Property	
RECREATION and CONSERVATION		Other 10,608,282		Balance December 31, 1991	686.82
Beaches and Boardwalks		Total 13,737,282		PROPERTY ACQUIRED BY DEED OR	
Parks, Playgrounds, Shade Trees	423,276.00	ISSUED AND OUTSTANDING		FORECLOSURE	
Land Reclamation & Conservation	142,790.96	School 3,129,000.00		Balance January 1, 1991	18,200.00
Other Recreational Services	233,692.00	Self-Liquidating		Transfers From Taxes or Liens	
EDUCATION (excluding schools)		Other 10,429,475.00		Sale for Cash (1991)	
Libraries	633,707.28	Total 13,558,475.00		Cancelled, Abated or Adjusted (1991)	
Other Educational Services	1,343.00	EQUALIZED VALUATION BASIS		Balance December 31, 1991	18,200.00
STATUTORY EXPENDITURES		FOR NET DEBT COMPUTATION		CURRENT FINANCES DECEMBER 31, 1991	
Pensions & F. I. C. A.	672,103.00	REAL PROPERTY VALUATIONS		ASSETS	
Employee Fringe Benefits	448,466.00	Code Class # of Parcels % VAL'N ASSESSED VALUATION		Cash Dec. 31, 1991	6,865,091.49
Other Statutory Expenditures	2,000.00	1 Vacant Land 102 .54 4,411,900.00		Taxes Receivable	379,185.41
CETA And Other Public Employment Programs		2 Residential 41 99 90.08 741,523,700.00		Tax Title Liens	686.82
MUNICIPAL FUNCTIONS TOTAL	11,495,367.24	3 Farm		Foreclosed Property	18,200.00
CAPITAL IMPROVEMENTS *MEMO*	80,000.00	4a Commercial 185 7.66 63,068,240.00		Emergencies & Other Deferred Charges	70,323.20
DEBT SERVICE		4b Industrial 15 .83 6,854,200.00		State and Federal Aid Receivable	
Principal Payments	825,000.00	4c Apartments 9 .99 7,331,100.00		Other Receivables	36,854.20
Interest Payments	638,360.00	Total 4510 823,189,140.00		Total	7,370,341.12
DEFERRED CHARGES	79,220.11	Land Area 4.40 Sq. Miles		LIABILITIES, RESERVES, AND SURPLUS	
SCHOOL, COUNTY, SPECIAL DISTRICT TAXES	22,446,221.99	Net Valuation Taxable-Municipal		Cash Liabilities	5,148,182.12
RESERVE FOR UNCOLLECTED TAXES	737,422.34	Net Valuation Taxable-County		Reserves for Receivables	434,926.43
EXPENDITURES TOTAL	36,221,091.68	State Equalized Valuation		Surplus Dec. 31, 1991	1,787,232.57
		State Equalization Ratio		Total	7,370,341.12

0262

Population 1980 19
Population 1990 22
S & P Rating
Moody Rating

General Tax Rate Per \$100.

State Equalized Tax Rate

.87

1.23

TETERBORO BOROUGH - BERGEN COUNTY

Form of Government
Council-Manager (1923)
Number of Members - 5

PER CAPITA:

Gross Debt 9,389.09
Net Debt 9,389.09
Debt Service 6,367.51
Total Tax Levy 714.61
Municipal Expenditures 3,492.32

PER CENT:

Gross Debt .20
Net Debt .20
Tax Levy Collected 98.92
Tax Levy Cancelled, Abated or Adjusted 1.02

EXPENDITURES		REVENUES-REALIZED		1991 PROPERTY TAX	
GENERAL GOVERNMENT		1991 Property Taxes Collected		STATE EQUALIZED TAX RATE	
Governing Body & Public Boards			2,642,199.09	Local District School Taxes	
Municipal Clerk				Regional & Consolidated School Tax	
Financial Administration	75,975.00	1991 Payments in Lieu of Taxes	13,471.81	School Taxes in Municipal Budget	
Assessment of Taxes	15,870.00	Delinquent Tax & Lien Collections	1,284.83	County Taxes	
Collection of Taxes	13,439.00	Business Personalty Replacement Taxes	161,253.68	County Library Taxes	
Planning, Housing & Development		Taxes from Public Utilities	90,075.00	Local Municipal Purpose Taxes	
Human Resources		Other Miscellaneous Tax Revenues		Veteran & Senior Citizen Taxes	
Elections	500.00	State Aid Revenues	22,485.20	Total Taxes for Rate Computation	
General Administration (other)	392,480.25	Federal Aid Revenues		Special District Taxes	
JUDICIARY		State and Local Fiscal Assistance Act Utilized		Bank Corp. Taxes	
Municipal Courts	61,082.24	Sale of Acquired Property		Added and Omitted Taxes	
PUBLIC SAFETY		Other Miscellaneous Revenues	194,142.98	Total Taxes Levied - ABSTRACT	
Fire Protection	81,334.00	Total	3,124,912.59	Total Taxes Billed	
Police Protection	540,038.84	Prior Years Surplus Appropriated	350,000.00	1991 TAXES COLLECTED	
Civil Defense & Disaster Control		REVENUES TOTAL	3,474,912.59	1991 Taxes Cancelled, Abated or Adjusted	
Environmental Inspection & Control	41,066.00	Reserve For Uncollected Taxes	126,619.22	Transfer to Tax Title Liens or Foreclosed	
Other Public Safety		CAPITAL OUTLAY TOTAL	103,315.63	Balance Outstanding Dec. 31, 1991	
PUBLIC WORKS				PRIOR YEARS TAXES OUTSTANDING	
Streets and Drainage	106,453.00	Public Enterprises		Balance January 1, 1991	
Sewers and Sewage Processing	497,554.20	Recreation-Culture		Collected in 1991	
Garbage and Trash Disposal	4,026.00	Public Works	103,315.63	Cancelled, Abated or Adjusted 1991	
Public Buildings and Grounds	65,857.90	Buildings and Grounds		Transfers to Tax Title Liens or Foreclosed	
Other Public Works		Library and Education		Balance December 31, 1991	
HEALTH and WELFARE		Conservation		TAX TITLE LIENS OUTSTANDING	
Health Services Except Environmental	27,121.00	All Other		Balance January 1, 1991	
Welfare-Public Assistance		CAPITAL DEBT AUTHORIZED, DECEMBER 31, 1991		Transfer From Taxes	
Hospital, Clinics, First Aid		ISSUED AND UNISSUED		Redeemed in 1991	
Animal, Insect, & Rodent Control		GROSS DEBT		Cancelled, Abated or Adjusted (1991)	
Other Welfare Services		NET DEBT		Transfers to Foreclosed Property	
RECREATION and CONSERVATION		SCHOOL		Balance December 31, 1991	
Beaches and Boardwalks		Self-Liquidating		PROPERTY ACQUIRED BY DEED OR	
Parks, Playgrounds, Shade Trees		Other		FORECLOSURE	
Land Reclamation & Conservation	21,349.36	Total		Balance January 1, 1991	
Other Recreational Services		ISSUED AND OUTSTANDING		Transfers From Taxes or Liens	
EDUCATION (excluding schools)		SCHOOL		Sale for Cash (1991)	
Libraries		Self-Liquidating		Cancelled, Abated or Adjusted (1991)	
Other Educational Services		Other		Balance December 31, 1991	
STATUTORY EXPENDITURES		Total		CURRENT FINANCES DECEMBER 31, 1991	
Pensions & F. L. C. A.	153,480.00	EQUALIZED VALUATION BASIS		ASSETS	
Employee Fringe Benefits	346,000.00	FOR NET DEBT COMPUTATION		Cash Dec. 31, 1991	
Other Statutory Expenditures		REAL PROPERTY VALUATIONS		Taxes Receivable	
CETA And Other Public Employment Programs		Code Class # of Parcels % VAL'N		Tax Title Liens	
MUNICIPAL FUNCTIONS TOTAL	2,444,126.79	ASSESSED VALUATION		Foreclosed Property	
CAPITAL IMPROVEMENTS *MEMO*	20,000.00	1 Vacant Land 5 .41		Emergencies & Other Deferred Charges	
DEBT SERVICE		2 Residential 7 .33		State and Federal Aid Receivable	
Principal Payments	106,640.00	3 Farm		Other Receivables	
Interest Payments	33,445.12	4a Commercial 3 .53		Total	
DEFERRED CHARGES	6,000.00	4b Industrial 59 98.73		LIABILITIES, RESERVES, AND SURPLUS	
SCHOOL, COUNTY, SPECIAL DISTRICT TAXES	557,221.19	4c Apartments		Cash Liabilities	
RESERVE FOR UNCOLLECTED TAXES	126,619.22	Total 74		Reserves for Receivables	
EXPENDITURES TOTAL	3,274,052.28	Land Area 1.20 Sq. Miles		Surplus Dec. 31, 1991	
		Net Valuation Taxable-Municipal		Total	
		Net Valuation Taxable-County			
		State Equalized Valuation			
		State Equalization Ratio			

1024

Population 1980 4,094
 Population 1990 4,803
 S & P Rating
 Moody Rating A1

General Tax Rate Per \$100.

1.47

State Equalized Tax Rate

1.39

TEWKSBURY TWP. - HUNTERDON COUNTY

Form of Government
 Township Committee
 Number of Members - 3

PER CAPITA:

Gross Debt 1,097.59
 Net Debt 986.18
 Debt Service 43.65
 Total Tax Levy 2,104.32
 Municipal Expenditures 583.24

PER CENT:

Gross Debt .73
 Net Debt .65
 Tax Levy Collected 93.68
 Tax Levy Cancelled, Abated or Adjusted 1.97

EXPENDITURES		REVENUES-REALIZED		1991 PROPERTY TAX	
GENERAL GOVERNMENT				STATE EQUALIZED TAX RATE	
Governing Body & Public Boards	1,170.00	1991 Property Taxes Collected	9,484,822.01	Local District School Taxes	.54 3,908,197.00
Municipal Clerk		1991 Payments in Lieu of Taxes		Regional & Consolidated School Tax	.39 2,823,616.19
Financial Administration	34,393.95	Delinquent Tax & Lien Collections	490,404.11	School Taxes in Municipal Budget	
Assessment of Taxes	31,185.60	Business Personalty Replacement Taxes	84,970.24	County Taxes	.30 2,123,207.77
Collection of Taxes	32,250.00	Taxes from Public Utilities	396,236.00	County Library Taxes	.02 170,889.57
Planning, Housing & Development	78,548.50	Other Miscellaneous Tax Revenues		Local Municipal Purpose Taxes	.13 953,926.16
Human Resources	61,181.38	State Aid Revenues	175,051.00	Veteran & Senior Citizen Taxes	
Elections		Federal Aid Revenues		Total Taxes for Rate Computation	1.38 9,998,686.69
General Administration (other)	635,266.90	State and Local Fiscal Assistance Act Utilized		Special District Taxes	
JUDICIARY		Sale of Acquired Property		Bank Corp. Taxes	
Municipal Courts	36,000.00	Other Miscellaneous Revenues	682,326.96	Added and Omitted Taxes	127,198.58
PUBLIC SAFETY		Total	11,313,810.32	Total Taxes Levied - ABSTRACT	10,107,035.27
Fire Protection	113,113.90	Prior Years Surplus Appropriated	852,199.00	Total Taxes Billed	10,124,710.48
Police Protection	421,489.59	REVENUES TOTAL	12,166,009.32	1991 TAXES COLLECTED	9,484,822.01
Civil Defense & Disaster Control		Reserve For Uncollected Taxes		1991 Taxes Cancelled, Abated or Adjusted	199,887.52
Environmental Inspection & Control	52,000.00	CAPITAL OUTLAY TOTAL	137,408.61	Transfer to Tax Title Liens or Foreclosed	3,292.80
Other Public Safety				Balance Outstanding Dec. 31, 1991	436,708.15
PUBLIC WORKS				PRIOR YEARS TAXES OUTSTANDING	
Streets and Drainage	516,332.21	Public Enterprises	16,000.00	Balance January 1, 1991	663,312.71
Sewers and Sewage Processing	6,500.00	Recreation-Culture		Collected in 1991	490,404.11
Garbage and Trash Disposal	40,000.00	Public Works	76,970.66	Cancelled, Abated or Adjusted 1991	5,809.52
Public Buildings and Grounds	28,000.00	Buildings and Grounds	44,437.95	Transfers to Tax Title Liens or Foreclosed	140,245.87
Other Public Works		Library and Education		Balance December 31, 1991	26,853.21
HEALTH and WELFARE		Conservation		TAX TITLE LIENS OUTSTANDING	
Health Services Except Environmental	9,000.00	All Other		Balance January 1, 1991	35,725.05
Welfare-Public Assistance	775.00	CAPITAL DEBT AUTHORIZED, DECEMBER 31, 1991		Transfer From Taxes	166,989.61
Hospital, Clinics, First Aid		ISSUED AND UNISSUED		Redeemed in 1991	
Animal, Insect, & Rodent Control		School	237,094	Cancelled, Abated or Adjusted (1991)	
Other Welfare Services		Self-Liquidating	307,606	Transfers to Foreclosed Property	
RECREATION and CONSERVATION		Other	4,727,017	Balance December 31, 1991	202,714.66
Beaches and Boardwalks		Total	5,271,717	PROPERTY ACQUIRED BY DEED OR FORECLOSURE	
Parks, Playgrounds, Shade Trees	75,000.00	ISSUED AND OUTSTANDING		Balance January 1, 1991	
Land Reclamation & Conservation	3,058.50	School	237,094.18	Transfers From Taxes or Liens	
Other Recreational Services	10,000.00	Self-Liquidating	307,606.86	Sale for Cash (1991)	
EDUCATION (excluding schools)		Other	3,943,946.91	Cancelled, Abated or Adjusted (1991)	
Libraries	6,000.00	Total	4,488,647.95	Balance December 31, 1991	
Other Educational Services	3,000.00	EQUALIZED VALUATION BASIS		CURRENT FINANCES DECEMBER 31, 1991	
STATUTORY EXPENDITURES		FOR NET DEBT COMPUTATION	722,695,210	ASSETS	
Pensions & F. I. C. A.	129,925.62	REAL PROPERTY VALUATIONS		Cash Dec. 31, 1991	3,382,850.41
Employee Fringe Benefits	99,928.00	Code Class # of Parcels % VAL'N		Taxes Receivable	463,561.36
Other Statutory Expenditures	7,034.00	1 Vacant Land 319 6.65	45,093,400.00	Tax Title Liens	202,714.66
CETA And Other Public Employment Programs		2 Residential 1462 70.90	481,009,100.00	Foreclosed Property	
MUNICIPAL FUNCTIONS TOTAL	2,481,653.15	3 Farm 777 16.62	112,757,700.00	Emergencies & Other Deferred Charges	326,469.06
CAPITAL IMPROVEMENTS *MEMO*	199,760.00	4a Commercial 52 4.69	31,818,700.00	State and Federal Aid Receivable	1,587.51
DEBT SERVICE		4b Industrial 1 1.14	7,767,400.00	Other Receivables	42,472.97
Principal Payments	11,469.06	4c Apartments		Total	4,419,655.97
Interest Payments	198,173.97	Total 2611	673,446,300.00	LIABILITIES, RESERVES, AND SURPLUS	
DEFERRED CHARGES	110,000.00	Land Area 31.80 Sq. Miles		Cash Liabilities	475,654.16
SCHOOL COUNTY, SPECIAL DISTRICT TAXES	9,025,910.53	Net Valuation Taxable-Municipal	680,102,850	Reserves for Receivables	708,748.99
RESERVE FOR UNCOLLECTED TAXES		Net Valuation Taxable-County	715,595,156	Surplus Dec. 31, 1991	3,235,252.84
EXPENDITURES TOTAL	11,827,206.71	State Equalized Valuation	719,513,179	Total	4,419,655.97
		State Equalization Ratio	94.51		

1336

Population 1980 7,740
 Population 1990 12,361
 S & P Rating
 Moody Rating A

General Tax Rate Per \$100.

State Equalized Tax Rate

1.86

2.02

TINTON FALLS BORO. - MONMOUTH CO.
 Form of Government
 Mayor-Council Plan B (OMCL 50)
 Number of Members - 5

PER CAPITA:

Gross Debt 1,231.40
 Net Debt 1,049.46
 Debt Service 64.87
 Total Tax Levy 1,471.69
 Municipal Expenditures 752.65

PER CENT:

Gross Debt 1.79
 Net Debt 1.53
 Tax Levy Collected 95.53
 Tax Levy Cancelled, Abated or Adjusted .35

EXPENDITURES		REVENUES-REALIZED		1991 PROPERTY TAX	
GENERAL GOVERNMENT				STATE EQUALIZED TAX RATE	
Governing Body & Public Boards		1991 Property Taxes Collected	17,383,997.45	Local District School Taxes	1.06
Municipal Clerk		1991 Payments in Lieu of Taxes		Regional & Consolidated School Tax	.37
Financial Administration	232,310.00	Delinquent Tax & Lien Collections	762,742.62	School Taxes in Municipal Budget	
Assessment of Taxes	106,552.00	Business Personalty Replacement Taxes	179,046.40	County Taxes	.40 *
Collection of Taxes		Taxes from Public Utilities	1,041,475.00	County Library Taxes	.01
Planning, Housing & Development	151,553.00	Other Miscellaneous Tax Revenues		Local Municipal Purpose Taxes	.18
Human Resources	61,557.00	State Aid Revenues	824,702.00	Veteran & Senior Citizen Taxes	
Elections		Federal Aid Revenues		Total Taxes for Rate Computation	2.02
General Administration (other)	950,057.00	State and Local Fiscal Assistance Act Utilized		Special District Taxes	
JUDICIARY		Sale of Acquired Property		Bank Corp. Taxes	
Municipal Courts	183,781.05	Other Miscellaneous Revenues	4,692,361.42	Added and Omitted Taxes	179,011.76
PUBLIC SAFETY		Total	24,888,324.89	Total Taxes Levied - ABSTRACT	18,191,543.49
Fire Protection	45,601.00	Prior Years Surplus Appropriated	761,293.00	Total Taxes Billed	18,203,486.84
Police Protection	1,934,473.95	REVENUES TOTAL	25,649,617.89	1991 TAXES COLLECTED	17,388,997.45
Civil Defense & Disaster Control	7,150.00	Reserve For Uncollected Taxes	1,145,092.60	1991 Taxes Cancelled, Abated or Adjusted	64,355.17
Environmental Inspection & Control	326,850.00	CAPITAL OUTLAY TOTAL	1,722,352.44	Transfer to Tax Title Liens or Foreclosed	
Other Public Safety				Balance Outstanding Dec. 31, 1991	750,134.22
PUBLIC WORKS				PRIOR YEARS TAXES OUTSTANDING	
Streets and Drainage	383,512.00	Public Enterprises	40,800.64	Balance January 1, 1991	775,439.85
Sewers and Sewage Processing	350,151.00	Recreation-Culture	22,672.82	Collected in 1991	709,304.83
Garbage and Trash Disposal		Public Works	1,371,732.50	Cancelled, Abated or Adjusted 1991	59,106.12
Public Buildings and Grounds	262,706.00	Buildings and Grounds	297,146.48	Transfers to Tax Title Liens or Foreclosed	
Other Public Works	332,075.00	Library and Education		Balance December 31, 1991	7,028.90
HEALTH and WELFARE		Conservation		TAX TITLE LIENS OUTSTANDING	
Health Services Except Environmental	162,961.00	All Other		Balance January 1, 1991	53,437.79
Welfare-Public Assistance		CAPITAL DEBT AUTHORIZED, DECEMBER 31, 1991		Transfer From Taxes	
Hospital, Clinics, First Aid		ISSUED AND UNISSUED		Redeemed in 1991	53,437.79
Animal, Insect, & Rodent Control		School		Cancelled, Abated or Adjusted (1991)	
Other Welfare Services	12,500.00	Self-Liquidating	2,249,000	Transfers to Foreclosed Property	
RECREATION and CONSERVATION		Other	12,972,362	Balance December 31, 1991	
Beaches and Boardwalks		Total	15,221,362	PROPERTY ACQUIRED BY DEED OR FORECLOSURE	
Parks, Playgrounds, Shade Trees				Balance January 1, 1991	
Land Reclamation & Conservation	5,000.00	ISSUED AND OUTSTANDING		Transfers From Taxes or Liens	
Other Recreational Services	157,531.00	School		Sale for Cash (1991)	
EDUCATION (excluding schools)		Self-Liquidating	1,874,000.00	Cancelled, Abated or Adjusted (1991)	
Libraries		Other	4,603,325.00	Balance December 31, 1991	
Other Educational Services		Total	6,477,325.00	CURRENT FINANCES DECEMBER 31, 1991	
STATUTORY EXPENDITURES		EQUALIZED VALUATION BASIS		ASSETS	
Pensions & F. L. C. A.	646,399.00	FOR NET DEBT COMPUTATION	850,242,541	Cash Dec. 31, 1991	13,528,367.13
Employee Fringe Benefits	493,000.00	REAL PROPERTY VALUATIONS		Taxes Receivable	757,163.12
Other Statutory Expenditures		Code Class # of Parcels % VAL'N	ASSESSED VALUATION	Tax Title Liens	
CETA And Other Public Employment Programs		1 Vacant Land 1786 8.20	76,057,500.00	Foreclosed Property	
MUNICIPAL FUNCTIONS TOTAL	7,306,220.00	2 Residential 4167 65.96	611,505,000.00	Emergencies & Other Deferred Charges	154,840.00
CAPITAL IMPROVEMENTS * MEMO	50,000.00	3 Farm 71 .83	7,670,000.00	State and Federal Aid Receivable	20,722.78
DEBT SERVICE		4a Commercial 130 22.30	206,723,500.00	Other Receivables	31,255.47
Principal Payments	583,235.00	4b Industrial 19 2.71	25,093,400.00	Total	14,492,348.50
Interest Payments	213,665.16	4c Apartments		LIABILITIES, RESERVES, AND SURPLUS	
		Total	927,049,400.00	Cash Liabilities	11,388,547.74
DEFERRED CHARGES	50,301.63	Land Area 15.15 Sq. Miles		Reserves for Receivables	788,418.59
SCHOOL, COUNTY, SPECIAL DISTRICT TAXES	16,497,121.46	Net Valuation Taxable-Municipal	930,710,869	Surplus Dec. 31, 1991	1,815,382.17
RESERVE FOR UNCOLLECTED TAXES	1,145,092.60	Net Valuation Taxable-County	883,885,808	Total	14,492,348.50
EXPENDITURES TOTAL	25,800,635.85	State Equalized Valuation	857,770,000		
		State Equalization Ratio	108.54		

1612
Population 1980 11,448
Population 1990 10,177
S & P Rating
Moody Rating A

General Tax Rate Per \$100. 1.49
State Equalized Tax Rate 1.55

TOTOWA BOROUGH - PASSAIC COUNTY
Form of Government
Borough Council
Number of Members - 6

PER CAPITA:
Gross Debt 1,035.51
Net Debt 752.61
Debt Service 108.26
Total Tax Levy 1,713.88
Municipal Expenditures 833.30
PER CENT:
Gross Debt .90
Net Debt .65
Tax Levy Collected 95.85
Tax Levy Cancelled, Abated or Adjusted .89

EXPENDITURES		REVENUES-REALIZED		1991 PROPERTY TAX	
GENERAL GOVERNMENT		1991 Property Taxes Collected		STATE EQUALIZED TAX RATE	
Governing Body & Public Boards	17,391.00	1991 Payments in Lieu of Taxes		Local District School Taxes	5,063,018.30
Municipal Clerk		Delinquent Tax & Lien Collections		Regional & Consolidated School Tax	3,774,019.21
Financial Administration	74,543.00	Business Personalty Replacement Taxes		School Taxes in Municipal Budget	
Assessment of Taxes	122,865.00	Taxes from Public Utilities		County Taxes	5,172,137.66
Collection of Taxes	41,913.00	Other Miscellaneous Tax Revenues		County Library Taxes	
Planning, Housing & Development	36,852.00	State Aid Revenues		Local Municipal Purpose Taxes	3,395,603.00
Human Resources	99,329.00	Federal Aid Revenues		Veteran & Senior Citizen Taxes	179,950.00
Elections	4,255.00	State and Local Fiscal Assistance Act Utilized		Total Taxes for Rate Computation	17,584,728.17
General Administration (other)	570,865.00	Sale of Acquired Property		Special District Taxes	
JUDICIARY		Other Miscellaneous Revenues		Bank Corp. Taxes	
Municipal Courts	96,170.00	Total		Added and Omitted Taxes	37,329.00
PUBLIC SAFETY		Prior Years Surplus Appropriated		Total Taxes Levied - ABSTRACT	17,442,107.17
Fire Protection	127,806.00	REVENUES TOTAL		Total Taxes Billed	17,551,191.00
Police Protection	1,291,661.00	Reserve For Uncollected Taxes		1991 TAXES COLLECTED	16,822,017.00
Civil Defense & Disaster Control	3,389.00	CAPITAL OUTLAY TOTAL		1991 Taxes Cancelled, Abated or Adjusted	155,801.00
Environmental Inspection & Control	71,297.00	Public Enterprises		Transfer to Tax Title Liens or Foreclosed	68,451.00
Other Public Safety		Recreation—Culture		Balance Outstanding Dec. 31, 1991	504,922.00
PUBLIC WORKS		Public Works		PRIOR YEARS TAXES OUTSTANDING	
Streets and Drainage	442,723.00	Buildings and Grounds		Balance January 1, 1991	401,257.00
Sewers and Sewage Processing	1,352,019.00	Library and Education		Collected in 1991	366,323.00
Garbage and Trash Disposal	274,619.00	Conservation		Cancelled, Abated or Adjusted 1991	
Public Buildings and Grounds	129,864.00	All Other		Transfers to Tax Title Liens or Foreclosed	34,934.00
Other Public Works	31,000.00	CAPITAL DEBT AUTHORIZED, DECEMBER 31, 1991		Balance December 31, 1991	
HEALTH and WELFARE		ISSUED AND UNISSUED		TAX TITLE LIENS OUTSTANDING	
Health Services Except Environmental	58,905.00	GROSS DEBT		Balance January 1, 1991	
Welfare—Public Assistance	20,979.00	NET DEBT		Transfer From Taxes	110,282.00
Hospital, Clinics, First Aid		School		Redeemed in 1991	
Animal, Insect, & Rodent Control		Self-Liquidating		Cancelled, Abated or Adjusted (1991)	
Other Welfare Services		Other		Transfers to Foreclosed Property	
RECREATION and CONSERVATION		Total		Balance December 31, 1991	110,282.00
Beaches and Boardwalks		ISSUED AND OUTSTANDING		PROPERTY ACQUIRED BY DEED OR FORECLOSURE	
Parks, Playgrounds, Shade Trees	45,558.00	School		Balance January 1, 1991	72,900.00
Land Reclamation & Conservation	6,007.00	Self-Liquidating		Transfers From Taxes or Liens	
Other Recreational Services	24,232.00	Other		Sale for Cash (1991)	
EDUCATION (excluding schools)		Total		Cancelled, Abated or Adjusted (1991)	
Libraries	332,311.00	EQUALIZED VALUATION BASIS		Balance December 31, 1991	72,900.00
Other Educational Services		FOR NET DEBT COMPUTATION		CURRENT FINANCES DECEMBER 31, 1991	
STATUTORY EXPENDITURES		REAL PROPERTY VALUATIONS		ASSETS	
Pensions & F. I. C. A.	323,943.00	Code Class # of Parcels % VAL'N		Cash Dec. 31, 1991	6,082,105.00
Employee Fringe Benefits	364,500.00	1 Vacant Land 188 2.57		Taxes Receivable	504,922.00
Other Statutory Expenditures	1,000.00	2 Residential 30 61 46.69		Tax Title Liens	110,282.00
CETA And Other Public Employment Programs		3 Farm 2 .05		Foreclosed Property	72,900.00
MUNICIPAL FUNCTIONS TOTAL	5,964,546.00	4a Commercial 201 28.58		Emergencies & Other Deferred Charges	80,800.00
CAPITAL IMPROVEMENTS *MEMO*		4b Industrial 67 22.11		State and Federal Aid Receivable	55,958.00
DEBT SERVICE		4c Apartments		Other Receivables	205,576.00
Principal Payments	553,000.00	Total 3519		Total	7,112,543.00
Interest Payments	543,719.00	Land Area 4.00 Sq. Miles		LIABILITIES, RESERVES, AND SURPLUS	
DEFERRED CHARGES	129,628.00	Net Valuation Taxable-Municipal		Cash Liabilities	3,368,533.00
SCHOOL COUNTY, SPECIAL DISTRICT TAXES	14,009,175.17	Net Valuation Taxable-County		Reserves for Receivables	893,680.00
RESERVE FOR UNCOLLECTED TAXES	1,284,589.00	State Equalized Valuation		Surplus Dec. 31, 1991	2,850,330.00
EXPENDITURES TOTAL	22,439,657.17	State Equalization Ratio		Total	7,112,543.00

1111
Population 1980 92,124
Population 1990 88,675
S & P Rating A-
Moody Rating AAA

General Tax Rate Per \$100. 19.35
State Equalized Tax Rate 3.15

TRENTON CITY - MERCER COUNTY
Form of Government
Mayor-Council Plan C (OMCL 50)
Number of Members - 7

PER CAPITA:
Gross Debt 1,506.00
Net Debt 910.35
Debt Service 84.83
Total Tax Levy 660.15
Municipal Expenditures 1,077.82

PER CENT:
Gross Debt 7.47
Net Debt 4.51
Tax Levy Collected 83.65
Tax Levy Cancelled, Abated or Adjusted .90

EXPENDITURES		REVENUES-REALIZED		1991 PROPERTY TAX	
GENERAL GOVERNMENT				STATE EQUALIZED TAX RATE 3.15	
Governing Body & Public Boards	470,589.00	1991 Property Taxes Collected		Local District School Taxes	24,882,482.75
Municipal Clerk	305,176.00	1991 Payments in Lieu of Taxes		Regional & Consolidated School Tax	
Financial Administration	1,108,364.00	Delinquent Tax & Lien Collections		School Taxes in Municipal Budget	783,979.00
Assessment of Taxes	437,233.00	Business Personality Replacement Taxes		County Taxes	9,416,108.18
Collection of Taxes	297,298.00	Taxes from Public Utilities		County Library Taxes	
Planning, Housing & Development	1,053,987.00	Other Miscellaneous Tax Revenues		Local Municipal Purpose Taxes	23,317,695.00
Human Resources	5,564,341.00	State Aid Revenues		Veteran & Senior Citizen Taxes	946,350.00
Elections	39,450.00	Federal Aid Revenues		Total Taxes for Rate Computation	59,346,614.93
General Administration (other)	8,700,213.00	State and Local Fiscal Assistance Act Utilized		Special District Taxes	138,150.00
JUDICIARY		Sale of Acquired Property		Bank Corp. Taxes	
Municipal Courts	1,515,873.00	Other Miscellaneous Revenues		Added and Omitted Taxes	
PUBLIC SAFETY		Total		Total Taxes Levied - ABSTRACT	58,538,414.93
Fire Protection	12,850,427.00	Prior Years Surplus Appropriated		Total Taxes Billed	28,372,927.00
Police Protection	17,338,894.00	REVENUES TOTAL		1991 TAXES COLLECTED	23,732,880.00
Civil Defense & Disaster Control	25,963.00	Reserve For Uncollected Taxes		1991 Taxes Cancelled, Abated or Adjusted	254,251.00
Environmental Inspection & Control	706,705.00	CAPITAL OUTLAY TOTAL		Transfer to Tax Title Liens or Foreclosed	
Other Public Safety	36,421.00			Balance Outstanding Dec. 31, 1991	4,385,796.00
PUBLIC WORKS		Public Enterprises		PRIOR YEARS TAXES OUTSTANDING	
Streets and Drainage	2,564,308.00	Recreation-Culture		Balance January 1, 1991	7,667,429.00
Sewers and Sewage Processing		Public Works		Collected in 1991	2,577,282.00
Garbage and Trash Disposal	6,695,379.00	Buildings and Grounds		Cancelled, Abated or Adjusted 1991	224,980.00
Public Buildings and Grounds	1,464,228.00	Library and Education		Transfers to Tax Title Liens or Foreclosed	19,210.00
Other Public Works	373,213.00	Conservation		Balance December 31, 1991	4,845,957.00
HEALTH and WELFARE		All Other		TAX TITLE LIENS OUTSTANDING	
Health Services Except Environmental	2,153,562.00	CAPITAL DEBT AUTHORIZED, DECEMBER 31, 1991		Balance January 1, 1991	4,304,027.00
Welfare-Public Assistance	1,443,631.00	ISSUED AND UNISSUED GROSS DEBT NET DEBT		Transfer From Taxes	19,210.00
Hospital, Clinics, First Aid		School 15,062,000		Redeemed in 1991	659,634.00
Animal, Insect, & Rodent Control	137,235.00	Self-Liquidating 48,686,566		Cancelled, Abated or Adjusted (1991)	12,089.00
Other Welfare Services		Other 69,795,787		Transfers to Foreclosed Property	61,398.00
RECREATION and CONSERVATION		Total 133,544,353		Balance December 31, 1991	3,590,116.00
Beaches and Boardwalks		ISSUED AND OUTSTANDING		PROPERTY ACQUIRED BY DEED OR FORECLOSURE	
Parks, Playgrounds, Shade Trees	188,785.00	School 15,059,000.00		Balance January 1, 1991	7,277,915.00
Land Reclamation & Conservation	45,903.00	Self-Liquidating 41,802,000.00		Transfers From Taxes or Liens	
Other Recreational Services	1,579,121.00	Other 63,595,000.00		Sale for Cash (1991)	68,801.00
EDUCATION (excluding schools)		Total 120,456,000.00		Cancelled, Abated or Adjusted (1991)	597,069.00
Libraries	1,944,570.00	EQUALIZED VALUATION BASIS		Balance December 31, 1991	6,612,045.00
Other Educational Services	112,594.00	FOR NET DEBT COMPUTATION		CURRENT FINANCES DECEMBER 31, 1991	
STATUTORY EXPENDITURES		REAL PROPERTY VALUATIONS		ASSETS	
Pensions & F.I.C.A.	3,275,228.00	Code Class # of Parcels % VAL'N ASSESSED VALUATION		Cash Dec. 31, 1991	6,768,550.00
Employee Fringe Benefits	6,922,671.00	1 Vacant Land 1363 1.54		Taxes Receivable	9,231,753.00
Other Statutory Expenditures		2 Residential 21364 59.95		Tax Title Liens	3,590,116.00
CETA And Other Public Employment Programs		3 Farm		Foreclosed Property	6,612,045.00
MUNICIPAL FUNCTIONS TOTAL	79,351,362.00	4a Commercial 2469 28.98		Emergencies & Other Deferred Charges	59,595.00
CAPITAL IMPROVEMENTS *MEMO*	265,000.00	4b Industrial 146 6.21		State and Federal Aid Receivable	1,648,116.00
DEBT SERVICE		4c Apartments 172 3.32		Other Receivables	45,672,590.00
Principal Payments	3,195,000.00	Total 25514		Total	73,582,765.00
Interest Payments	4,327,124.00	Land Area 7.50 Sq. Miles		LIABILITIES, RESERVES, AND SURPLUS	
TYPE I SCHL DEBT *MEMO*	1,851,820.00	Net Valuation Taxable-Municipal		Cash Liabilities	49,575,474.00
DEFERRED CHARGES	59,595.00	Net Valuation Taxable-County		Reserves for Receivables	20,806,504.00
SCHOOL, COUNTY, SPECIAL DISTRICT TAXES	35,220,719.93	State Equalized Valuation		Surplus Dec. 31, 1991	3,200,787.00
RESERVE FOR UNCOLLECTED TAXES	8,642,367.00	State Equalization Ratio		Total	73,582,765.00
EXPENDITURES TOTAL	130,796,667.93				

1532

Population 1980 2,472
 Population 1990 3,048
 S & P Rating
 Moody Rating AAA

General Tax Rate Per \$100.

1.92

State Equalized Tax Rate

1.90

TUCKERTON BOROUGH - OCEAN COUNTY
 Form of Government
 Borough Council
 Number of Members - 6

PER CAPITA:

Gross Debt 2,672.74
 Net Debt 1,451.95
 Debt Service 24.85
 Total Tax Levy 1,147.85
 Municipal Expenditures 625.32

PER CENT:

Gross Debt 4.55
 Net Debt 2.47
 Tax Levy Collected 91.21
 Tax Levy Cancelled, Abated or Adjusted .04

EXPENDITURES		REVENUES-REALIZED		1991 PROPERTY TAX	
GENERAL GOVERNMENT				STATE EQUALIZED TAX RATE	
Governing Body & Public Boards	250.00	1991 Property Taxes Collected		Local District School Taxes	978,202.82
Municipal Clerk		3,190,766.10		Regional & Consolidated School Tax	1,085,365.99
Financial Administration	57,470.00	1991 Payments in Lieu of Taxes		School Taxes in Municipal Budget	
Assessment of Taxes	20,350.03	Delinquent Tax & Lien Collections		County Taxes	694,039.96
Collection of Taxes	35,055.28	Business Personalty Replacement Taxes		County Library Taxes	54,759.57
Planning, Housing & Development	13,400.00	Taxes from Public Utilities		Local Municipal Purpose Taxes	660,563.63
Human Resources	1,000.00	Other Miscellaneous Tax Revenues		Veteran & Senior Citizen Taxes	44,450.00
Elections		State Aid Revenues		Total Taxes for Rate Computation	3,517,381.97
General Administration (other)	173,629.12	Federal Aid Revenues		Special District Taxes	
JUDICIARY		State and Local Fiscal Assistance Act Utilized		Bank Corp. Taxes	
Municipal Courts	59,059.88	Sale of Acquired Property		Added and Omitted Taxes	25,721.52
PUBLIC SAFETY		Other Miscellaneous Revenues		Total Taxes Levied - ABSTRACT	3,498,653.49
Fire Protection	23,050.00	Total		Total Taxes Billed	3,498,662.60
Police Protection	282,144.08	Prior Years Surplus Appropriated		1991 TAXES COLLECTED	3,190,966.10
Civil Defense & Disaster Control	200.00	REVENUES TOTAL		1991 Taxes Cancelled, Abated or Adjusted	1,442.89
Environmental Inspection & Control	28,990.00	Reserve For Uncollected Taxes		Transfer to Tax Title Liens or Foreclosed	60,088.71
Other Public Safety		CAPITAL OUTLAY TOTAL		Balance Outstanding Dec. 31, 1991	246,164.90
PUBLIC WORKS				PRIOR YEARS TAXES OUTSTANDING	
Streets and Drainage	101,500.00	Public Enterprises		Balance January 1, 1991	256,973.06
Sewers and Sewage Processing		Recreation-Culture		Collected in 1991	176,341.15
Garbage and Trash Disposal	287,915.00	Public Works		Cancelled, Abated or Adjusted 1991	
Public Buildings and Grounds	29,100.00	Buildings and Grounds		Transfers to Tax Title Liens or Foreclosed	46,032.88
Other Public Works		Library and Education		Balance December 31, 1991	34,599.03
HEALTH and WELFARE		Conservation		TAX TITLE LIENS OUTSTANDING	
Health Services Except Environmental	1,545.00	All Other		Balance January 1, 1991	142,957.69
Welfare-Public Assistance	12,745.00	CAPITAL DEBT AUTHORIZED, DECEMBER 31, 1991		Transfer From Taxes	126,104.73
Hospital, Clinics, First Aid		ISSUED AND UNISSUED GROSS DEBT NET DEBT		Redeemed in 1991	117,611.82
Animal, Insect, & Rodent Control	12,250.00	School 825,475		Cancelled, Abated or Adjusted (1991)	8,022.42
Other Welfare Services		Self-Liquidating 3,536,906		Transfers to Foreclosed Property	5,156.92
RECREATION and CONSERVATION		Other 3,784,133		Balance December 31, 1991	138,271.26
Beaches and Boardwalks		Total 8,146,514		PROPERTY ACQUIRED BY DEED OR FORECLOSURE	
Parks, Playgrounds, Shade Trees		ISSUED AND OUTSTANDING		Balance January 1, 1991	653,393.08
Land Reclamation & Conservation		School 825,475.85		Transfers From Taxes or Liens	5,156.92
Other Recreational Services	5,000.00	Self-Liquidating 3,178,906.00		Sale for Cash (1991)	7,523.09
EDUCATION (excluding schools)		Other 3,507,000.00		Cancelled, Abated or Adjusted (1991)	12,476.91
Libraries	2,500.00	Total 7,511,381.85		Balance December 31, 1991	638,550.00
Other Educational Services	800.00	EQUALIZED VALUATION BASIS		CURRENT FINANCES DECEMBER 31, 1991	
STATUTORY EXPENDITURES		FOR NET DEBT COMPUTATION		ASSETS	
Pensions & F. L. C. A.	79,815.76	REAL PROPERTY VALUATIONS		Cash Dec. 31, 1991	1,183,388.61
Employee Fringe Benefits	72,000.00	Code Class # of Parcels % VAL'N ASSESSED VALUATION		Taxes Receivable	280,763.93
Other Statutory Expenditures		1 Vacant Land 431 8.29 14,867,500.00		Tax Title Liens	138,271.26
CETA And Other Public Employment Programs		2 Residential 1493 78.70 141,118,500.00		Foreclosed Property	638,550.00
MUNICIPAL FUNCTIONS TOTAL	1,304,769.15	3 Farm		Emergencies & Other Deferred Charges	37,269.43
CAPITAL IMPROVEMENTS * MEMO *	55,000.00	4a Commercial 89 9.59 17,194,000.00		State and Federal Aid Receivable	9,074.00
DEBT SERVICE		4b Industrial		Other Receivables	71,561.48
Principal Payments		4c Apartments 2 3.42 6,136,800.00		Total	2,358,878.71
Interest Payments	75,728.92	Total 2015 179,316,800.00		LIABILITIES, RESERVES, AND SURPLUS	
DEFERRED CHARGES	139,913.45	Land Area 3.70 Sq. Miles		Cash Liabilities	842,293.48
SCHOOL, COUNTY, SPECIAL DISTRICT TAXES	2,312,368.34	Net Valuation Taxable-Municipal		Reserves for Receivables	1,129,146.67
RESERVE FOR UNCOLLECTED TAXES	385,554.10	Net Valuation Taxable-County		Surplus Dec. 31, 1991	387,438.56
EXPENDITURES TOTAL	4,713,333.96	State Equalized Valuation		Total	2,358,878.71
		State Equalization Ratio			
		99.01			

*Includes County Health Service Taxes, County Vocational School Taxes, or County Open Space Tax. See Table 13.

0910
Population 1980 55,593
Population 1990 58,012
S & P Rating
Moody Rating AAA

General Tax Rate Per \$100.
15.44
State Equalized Tax Rate
3.09

UNION CITY CITY - HUDSON COUNTY
Form of Government
Commission (1911)
Number of Members - 5

PER CAPITA:
Gross Debt 668.78
Net Debt 635.49
Debt Service 54.54
Total Tax Levy 775.18
Municipal Expenditures 881.51
PER CENT:
Gross Debt 2.64
Net Debt 2.51
Tax Levy Collected 85.63
Tax Levy Cancelled, Abated or Adjusted

EXPENDITURES		REVENUES-REALIZED		1991 PROPERTY TAX	
GENERAL GOVERNMENT				STATE EQUALIZED TAX RATE	
Governing Body & Public Boards		1991 Property Taxes Collected	20,071,514.37	Local District School Taxes	1.08
Municipal Clerk	181,847.00	1991 Payments in Lieu of Taxes	402,000.00	Regional & Consolidated School Tax	
Financial Administration	779,933.00	Delinquent Tax & Lien Collections	4,100,000.00	School Taxes in Municipal Budget	
Assessment of Taxes	240,092.00	Business Personality Replacement Taxes	1,163,790.00	County Taxes	.56
Collection of Taxes	452,259.00	Taxes from Public Utilities	1,536,382.00	County Library Taxes	
Planning, Housing & Development	115,000.00	Other Miscellaneous Tax Revenues		Local Municipal Purpose Taxes	1.45
Human Resources	3,986,271.35	State Aid Revenues	19,761,286.26	Veteran & Senior Citizen Taxes	
Elections	24,000.00	Federal Aid Revenues	100,000.00	Total Taxes for Rate Computation	3.09
General Administration (other)	3,845,094.00	State and Local Fiscal Assistance Act Utilized		Special District Taxes	
JUDICIARY		Sale of Acquired Property		Bank Corp. Taxes	
Municipal Courts	899,638.08	Other Miscellaneous Revenues	3,915,688.12	Added and Omitted Taxes	
PUBLIC SAFETY		Total	50,050,660.75	Total Taxes Levied - ABSTRACT	
Fire Protection	6,123,725.75	Prior Years Surplus Appropriated		Total Taxes Billed	44,969,525.00
Police Protection	7,929,405.23	REVENUES TOTAL	50,050,660.75	1991 TAXES COLLECTED	20,071,514.37
Civil Defense & Disaster Control	10,000.00	Reserve For Uncollected Taxes	4,284,428.70	1991 Taxes Cancelled, Abated or Adjusted	
Environmental Inspection & Control	318,207.00	CAPITAL OUTLAY TOTAL	28,828,442.18	Transfer to Tax Title Liens or Foreclosed	490,394.84
Other Public Safety				Balance Outstanding Dec. 31, 1991	2,877,182.29
PUBLIC WORKS				PRIOR YEARS TAXES OUTSTANDING	
Streets and Drainage	1,431,456.00	Public Enterprises		Balance January 1, 1991	3,822,700.47
Sewers and Sewage Processing	814,256.00	Recreation-Culture		Collected in 1991	1,485,340.76
Garbage and Trash Disposal	3,990,000.00	Public Works		Cancelled, Abated or Adjusted 1991	32,100.13
Public Buildings and Grounds	788,303.00	Buildings and Grounds	28,828,442.18	Transfers to Tax Title Liens or Foreclosed	
Other Public Works	290,000.00	Library and Education		Balance December 31, 1991	2,305,259.58
HEALTH and WELFARE		Conservation		TAX TITLE LIENS OUTSTANDING	
Health Services Except Environmental	1,279,689.20	All Other		Balance January 1, 1991	1,191,082.13
Welfare-Public Assistance	219,223.00	CAPITAL DEBT AUTHORIZED, DECEMBER 31, 1991		Transfer From Taxes	325,131.68
Hospital, Clinics, First Aid		ISSUED AND UNISSUED		Redeemed in 1991	110,566.79
Animal, Insect, & Rodent Control		SCHOOL	1,931,000	Cancelled, Abated or Adjusted (1991)	
Other Welfare Services		Self-Liquidating	36,866,000	Transfers to Foreclosed Property	
RECREATION and CONSERVATION		Other		Balance December 31, 1991	1,405,647.02
Beaches and Boardwalks		Total	38,797,000	PROPERTY ACQUIRED BY DEED OR FORECLOSURE	
Parks, Playgrounds, Shade Trees	414,376.00	ISSUED AND OUTSTANDING		Balance January 1, 1991	177,950.00
Land Reclamation & Conservation	209,368.00	SCHOOL	1,431,000.00	Transfers From Taxes or Liens	
Other Recreational Services	1,000.00	Self-Liquidating		Sale for Cash (1991)	
EDUCATION (excluding schools)		Other		Cancelled, Abated or Adjusted (1991)	
Libraries	600,000.00	Total	29,122,000.00	Balance December 31, 1991	177,950.00
Other Educational Services		EQUALIZED VALUATION BASIS		CURRENT FINANCES DECEMBER 31, 1991	
STATUTORY EXPENDITURES		FOR NET DEBT COMPUTATION	1,466,867,605	ASSETS	
Pensions & F. L. C. A.	3,878,305.00	REAL PROPERTY VALUATIONS		Cash Dec. 31, 1991	6,356,928.76
Employee Fringe Benefits	4,452,000.00	Code Class # of Parcels % VAL'N		Taxes Receivable	5,182,441.87
Other Statutory Expenditures		1 Vacant Land 390 1.23	3,515,582.00	Tax Title Liens	1,405,647.02
CETA And Other Public Employment Programs		2 Residential 4578 43.17	123,676,312.00	Foreclosed Property	177,950.00
MUNICIPAL FUNCTIONS TOTAL	43,273,448.61	3 Farm		Emergencies & Other Deferred Charges	605,600.00
CAPITAL IMPROVEMENTS *MEMO*		4a Commercial 1518 31.03	88,886,600.00	State and Federal Aid Receivable	868.19
DEBT SERVICE		4b Industrial 151 4.24	12,151,800.00	Other Receivables	
Principal Payments	1,100,000.00	4c Apartments 677 20.33	58,236,075.00	Total	24,921,435.44
Interest Payments	2,004,008.50	Total	286,466,369.00	LIABILITIES, RESERVES, AND SURPLUS	
TYPE I SCHL DEBT *MEMO*	109,579.00	Land Area 1.40 Sq. Miles		Cash Liabilities	15,513,540.33
DEFERRED CHARGES	416,400.00	Net Valuation Taxable-Municipal	291,244,099	Reserves for Receivables	8,783,038.49
SCHOOL COUNTY, SPECIAL DISTRICT TAXES	23,889,058.00	Net Valuation Taxable-County	1,566,510,322	Surplus Dec. 31, 1991	624,856.62
RESERVE FOR UNCOLLECTED TAXES	4,284,428.70	State Equalized Valuation	1,437,109,575	Total	24,921,435.44
EXPENDITURES TOTAL	75,027,343.81	State Equalization Ratio	20.00		

1025

Population 1980 3,971
 Population 1990 5,078
 S & P Rating
 Moody Rating

General Tax Rate Per \$100.

1.38

State Equalized Tax Rate

1.38

UNION TOWNSHIP - HUNTERDON COUNTY

Form of Government

Township Committee

Number of Members - 3

PER CAPITA:

Gross Debt 168.33

Net Debt

Debt Service

Total Tax Levy 1,028.79

Municipal Expenditures 339.38

PER CENT:

Gross Debt .23

Net Debt

Tax Levy Collected 94.73

Tax Levy Cancelled, Abated

or Adjusted .39

EXPENDITURES		REVENUES-REALIZED		1991 PROPERTY TAX	
GENERAL GOVERNMENT		1991 Property Taxes Collected		STATE EQUALIZED TAX RATE	
Governing Body & Public Boards		1991 Payments in Lieu of Taxes		Local District School Taxes	.73
Municipal Clerk		Delinquent Tax & Lien Collections	279,549.20	Regional & Consolidated School Tax	.35
Financial Administration	36,849.00	Business Personality Replacement Taxes	49,485.36	School Taxes in Municipal Budget	
Assessment of Taxes	39,360.00	Taxes from Public Utilities	184,176.00	County Taxes	.28
Collection of Taxes	27,060.00	Other Miscellaneous Tax Revenues		County Library Taxes	.02
Planning, Housing & Development	78,176.00	State Aid Revenues	259,902.38	Local Municipal Purpose Taxes	
Human Resources	9,030.00	Federal Aid Revenues		Veteran & Senior Citizen Taxes	
Elections		State and Local Fiscal Assistance Act Utilized		Total Taxes for Rate Computation	1.38
General Administration (other)	229,238.00	Sale of Acquired Property		Special District Taxes	
JUDICIARY		Other Miscellaneous Revenues	601,425.36	Bank Corp. Taxes	
Municipal Courts	67,777.38	Total	6,337,204.72	Added and Omitted Taxes	35,916.84
PUBLIC SAFETY		Prior Years Surplus Appropriated	710,897.64	Total Taxes Levied - ABSTRACT	5,224,208.38
Fire Protection	54,220.00	REVENUES TOTAL	7,048,102.36	Total Taxes Billed	5,238,564.76
Police Protection	37,000.00	Reserve For Uncollected Taxes	509,400.00	1991 TAXES COLLECTED	4,962,666.42
Civil Defense & Disaster Control	2,550.00			1991 Taxes Cancelled, Abated or Adjusted	20,497.39
Environmental Inspection & Control	67,752.00			Transfer to Tax Title Liens or Foreclosed	68,384.52
Other Public Safety				Balance Outstanding Dec. 31, 1991	187,016.43
PUBLIC WORKS		CAPITAL OUTLAY TOTAL	11,095.00	PRIOR YEARS TAXES OUTSTANDING	
Streets and Drainage	296,121.00	Public Enterprises		Balance January 1, 1991	422,976.40
Sewers and Sewage Processing	75,000.00	Recreation—Culture		Collected in 1991	202,826.42
Garbage and Trash Disposal	26,000.00	Public Works	2,467.00	Cancelled, Abated or Adjusted 1991	141,466.99
Public Buildings and Grounds	20,150.00	Buildings and Grounds	8,628.00	Transfers to Tax Title Liens or Foreclosed	74,897.15
Other Public Works		Library and Education		Balance December 31, 1991	3,785.84
HEALTH and WELFARE		Conservation		TAX TITLE LIENS OUTSTANDING	
Health Services Except Environmental	5,000.00	All Other		Balance January 1, 1991	73,476.30
Welfare—Public Assistance	10,300.00			Transfer From Taxes	163,143.67
Hospital, Clinics, First Aid		CAPITAL DEBT AUTHORIZED, DECEMBER 31, 1991		Redeemed in 1991	76,722.78
Animal, Insect, & Rodent Control	7,399.00	ISSUED AND UNISSUED		Cancelled, Abated or Adjusted (1991)	5,320.32
Other Welfare Services		School	854,773	Transfers to Foreclosed Property	
RECREATION and CONSERVATION		Self-Liquidating		Balance December 31, 1991	154,576.87
Beaches and Boardwalks		Other		PROPERTY ACQUIRED BY DEED OR	
Parks, Playgrounds, Shade Trees		Total	854,773	FORECLOSURE	
Land Reclamation & Conservation	4,000.00	ISSUED AND OUTSTANDING		Balance January 1, 1991	
Other Recreational Services	5,500.00	School	854,773.64	Transfers From Taxes or Liens	
EDUCATION (excluding schools)		Self-Liquidating		Sale for Cash (1991)	
Libraries		Other		Cancelled, Abated or Adjusted (1991)	
Other Educational Services		Total	854,773.64	Balance December 31, 1991	
STATUTORY EXPENDITURES		EQUALIZED VALUATION BASIS		CURRENT FINANCES DECEMBER 31, 1991	
Pensions & F. L. C. A.	48,410.00	FOR NET DEBT COMPUTATION	368,134.490	ASSETS	
Employee Fringe Benefits	43,400.00	REAL PROPERTY VALUATIONS		Cash Dec. 31, 1991	2,627,653.26
Other Statutory Expenditures	6,600.00	Code Class # of Parcels % VAL'N		Taxes Receivable	190,802.27
CETA And Other Public Employment Programs		1 Vacant Land 129 4.11	15,435,100.00	Tax Title Liens	154,576.87
MUNICIPAL FUNCTIONS TOTAL	1,196,942.38	2 Residential 1340 66.96	251,431,300.00	Foreclosed Property	
CAPITAL IMPROVEMENTS *MEMO*	176,000.00	3 Farm 261 5.65	21,207,655.00	Emergencies & Other Deferred Charges	18,360.00
DEBT SERVICE		4a Commercial 62 20.40	76,623,800.00	State and Federal Aid Receivable	176,500.00
Principal Payments		4b Industrial 8 2.33	10,640,400.00	Other Receivables	2,328.15
Interest Payments		4c Apartments 1 .05	178,700.00	Total	3,170,220.55
DEFERRED CHARGES	17,024.50	Total 1801	375,516,955.00	LIABILITIES, RESERVES, AND SURPLUS	
SCHOOL, COUNTY, SPECIAL DISTRICT TAXES	5,188,291.54	Land Area 18.10 Sq. Miles		Cash Liabilities	1,149,895.74
RESERVE FOR UNCOLLECTED TAXES	509,400.00	Net Valuation Taxable-Municipal	377,003,470	Reserves for Receivables	347,707.29
EXPENDITURES TOTAL	6,911,658.42	Net Valuation Taxable-County	350,369,341	Surplus Dec. 31, 1991	1,672,617.52
		State Equalized Valuation	375,731,039	Total	3,170,220.55
		State Equalization Ratio	100.34		

2019
Population 1980 50,184
Population 1990 50,024
S & P Rating
Moody Rating AA

General Tax Rate Per \$100. 6.93
State Equalized Tax Rate 2.00

UNION TOWNSHIP - UNION COUNTY
Form of Government
Township Committee
Number of Members - 5

PER CAPITA:
Gross Debt 382.91
Net Debt 248.56
Debt Service 50.24
Total Tax Levy 1,433.06
Municipal Expenditures 815.26
PER CENT:
Gross Debt .53
Net Debt .35
Tax Levy Collected 97.15
Tax Levy Cancelled, Abated or Adjusted .24

EXPENDITURES	REVENUES-REALIZED	1991 PROPERTY TAX
GENERAL GOVERNMENT		STATE EQUALIZED TAX RATE 1.01
Governing Body & Public Boards	1991 Property Taxes Collected 69,671,446.86	Local District School Taxes 36,224,510.00
Municipal Clerk	1991 Payments in Lieu of Taxes 158,787.60	Regional & Consolidated School Tax
Financial Administration 235,782.00	Delinquent Tax & Lien Collections 1,961,416.12	School Taxes in Municipal Budget
Assessment of Taxes 199,607.00	Business Personalty Replacement Taxes 1,419,561.84	County Taxes .41 14,578,859.76
Collection of Taxes 227,657.00	Taxes from Public Utilities 3,764,496.00	County Library Taxes
Planning, Housing & Development 116,875.00	Other Miscellaneous Tax Revenues	Local Municipal Purpose Taxes .58 20,729,472.15
Human Resources 310,015.00	State Aid Revenues 2,309,332.29	Veteran & Senior Citizen Taxes 663,850.00
Elections 18,000.00	Federal Aid Revenues	Total Taxes for Rate Computation 2.00 72,196,691.91
General Administration (other) 2,319,848.00	State and Local Fiscal Assistance Act Utilized	Special District Taxes
JUDICIARY	Sale of Acquired Property	Bank Corp. Taxes
Municipal Courts 285,284.00	Other Miscellaneous Revenues 3,949,372.86	Added and Omitted Taxes 154,348.01
PUBLIC SAFETY	Total 83,234,413.57	Total Taxes Levied - ABSTRACT 71,687,189.92
Fire Protection 5,871,849.00	Prior Years Surplus Appropriated 7,955,736.00	Total Taxes Billed 71,718,036.60
Police Protection 7,995,618.00	REVENUES TOTAL 91,190,149.57	1991 TAXES COLLECTED 69,671,446.86
Civil Defense & Disaster Control 13,881.00	Reserve For Uncollected Taxes 2,339,979.50	1991 Taxes Cancelled, Abated or Adjusted 170,594.62
Environmental Inspection & Control 260,781.00	CAPITAL OUTLAY TOTAL 1,909,498.32	Transfer to Tax Title Liens or Foreclosed 18,128.89
Other Public Safety		Balance Outstanding Dec. 31, 1991 1,857,866.24
PUBLIC WORKS		
Streets and Drainage 838,856.00	Public Enterprises	PRIOR YEARS TAXES OUTSTANDING
Sewers and Sewage Processing	Recreation-Culture	Balance January 1, 1991 1,922,563.04
Garbage and Trash Disposal 6,030,992.00	Public Works 329,159.48	Collected in 1991 1,880,025.92
Public Buildings and Grounds 225,000.00	Buildings and Grounds 1,580,338.94	Cancelled, Abated or Adjusted 1991 471.62
Other Public Works 1,255,466.00	Library and Education	Transfers to Tax Title Liens or Foreclosed 2,770.34
HEALTH and WELFARE	Conservation	Balance December 31, 1991 39,295.16
Health Services Except Environmental 495,740.00	All Other	TAX TITLE LIENS OUTSTANDING
Welfare-Public Assistance 725,894.00		Balance January 1, 1991 130,777.55
Hospital, Clinics, First Aid		Transfer From Taxes 21,261.94
Animal, Insect, & Rodent Control 39,543.00		Redeemed in 1991 81,390.20
Other Welfare Services		Cancelled, Abated or Adjusted (1991)
RECREATION and CONSERVATION		Transfers to Foreclosed Property
Beaches and Boardwalks		Balance December 31, 1991 70,649.29
Parks, Playgrounds, Shade Trees 129,000.00		PROPERTY ACQUIRED BY DEED OR
Land Reclamation & Conservation 21,930.79		FORECLOSURE
Other Recreational Services 313,468.00		Balance January 1, 1991 440,240.00
EDUCATION (excluding schools)		Transfers From Taxes or Liens
Libraries 1,236,151.00		Sale for Cash (1991)
Other Educational Services		Cancelled, Abated or Adjusted (1991)
STATUTORY EXPENDITURES		Balance December 31, 1991 440,240.00
Pensions & F.I.C.A. 2,522,359.00		CURRENT FINANCES DECEMBER 31, 1991
Employee Fringe Benefits 4,239,769.00		ASSETS
Other Statutory Expenditures		Cash Dec. 31, 1991 17,775,590.89
CETA And Other Public Employment Programs		Taxes Receivable 1,897,161.40
MUNICIPAL FUNCTIONS TOTAL 35,929,365.79		Tax Title Liens 70,649.29
CAPITAL IMPROVEMENTS *MEMO* 54,500.00		Foreclosed Property 440,240.00
DEBT SERVICE		Emergencies & Other Deferred Charges
Principal Payments 1,795,000.00		State and Federal Aid Receivable 73,700.50
Interest Payments 713,133.19		Other Receivables 121,541.29
DEFERRED CHARGES		Total 20,378,883.37
SCHOOL, COUNTY, SPECIAL DISTRICT TAXES 50,803,369.76		LIABILITIES, RESERVES, AND SURPLUS
RESERVE FOR UNCOLLECTED TAXES 2,339,979.50		Cash Liabilities 9,315,659.28
EXPENDITURES TOTAL 91,585,993.24		Reserves for Receivables 2,529,591.98
		Surplus Dec. 31, 1991 8,533,632.11
		Total 20,378,883.37

1350

Population 1980 6,354
 Population 1990 6,156
 S & P Rating
 Moody Rating BAA1

General Tax Rate Per \$100.

2.12

State Equalized Tax Rate

2.24

UNION BEACH BORO. - MONMOUTH COUNTY

Form of Government

Borough Council

Number of Members - 6

PER CAPITA:

Gross Debt 1,158.71

Net Debt 946.46

Debt Service 71.92

Total Tax Levy 992.80

Municipal Expenditures 801.52

PER CENT:

Gross Debt 2.60

Net Debt 2.12

Tax Levy Collected 94.50

Tax Levy Cancelled, Abated

or Adjusted

EXPENDITURES		REVENUES-REALIZED		1991 PROPERTY TAX	
GENERAL GOVERNMENT				STATE EQUALIZED TAX RATE	
Governing Body & Public Boards	12,600.00			Local District School Taxes	1.03
Municipal Clerk	45,138.00	1991 Property Taxes Collected	2,882,913.33	Regional & Consolidated School Tax	
Financial Administration	68,665.00	1991 Payments in Lieu of Taxes		School Taxes in Municipal Budget	
Assessment of Taxes	15,338.00	Delinquent Tax & Lien Collections	320,000.00	County Taxes	.41 *
Collection of Taxes	47,350.00	Business Personality Replacement Taxes	86,800.00	County Library Taxes	.02
Planning, Housing & Development	102,807.00	Taxes from Public Utilities	329,332.00	Local Municipal Purpose Taxes	.78
Human Resources	34,930.07	Other Miscellaneous Tax Revenues		Veteran & Senior Citizen Taxes	
Elections	2,300.00	State Aid Revenues	526,502.59	Total Taxes for Rate Computation	2.24
General Administration (other)	239,200.00	Federal Aid Revenues		Special District Taxes	
JUDICIARY		State and Local Fiscal Assistance Act Utilized		Bank Corp. Taxes	
Municipal Courts	34,745.00	Sale of Acquired Property		Added and Omitted Taxes	
PUBLIC SAFETY		Other Miscellaneous Revenues	1,160,792.88	Total Taxes Levied - ABSTRACT	
Fire Protection	146,339.00	Total	5,306,340.80	Total Taxes Billed	6,111,653.76
Police Protection	897,749.13	Prior Years Surplus Appropriated	557,509.24	1991 TAXES COLLECTED	2,882,913.33
Civil Defense & Disaster Control	3,750.00	REVENUES TOTAL	5,863,850.04	1991 Taxes Cancelled, Abated or Adjusted	
Environmental Inspection & Control	41,158.00	Reserve For Uncollected Taxes	409,438.00	Transfer to Tax Title Liens or Foreclosed	
Other Public Safety		CAPITAL OUTLAY TOTAL	5,593,745.17	Balance Outstanding Dec. 31, 1991	167,869.23
PUBLIC WORKS				PRIOR YEARS TAXES OUTSTANDING	
Streets and Drainage	357,526.00	Public Enterprises	40,993.88	Balance January 1, 1991	322,434.09
Sewers and Sewage Processing	863,000.00	Recreation-Culture		Collected in 1991	167,810.88
Garbage and Trash Disposal	520,300.00	Public Works	3,091,810.18	Cancelled, Abated or Adjusted 1991	502.35
Public Buildings and Grounds	66,046.73	Buildings and Grounds	2,460,941.11	Transfers to Tax Title Liens or Foreclosed	46,943.06
Other Public Works		Library and Education		Balance December 31, 1991	107,177.80
HEALTH and WELFARE		Conservation		TAX TITLE LIENS OUTSTANDING	
Health Services Except Environmental	64,738.00	All Other		Balance January 1, 1991	166,144.14
Welfare-Public Assistance	4,747.00	CAPITAL DEBT AUTHORIZED, DECEMBER 31, 1991		Transfer From Taxes	
Hospital, Clinics, First Aid		ISSUED AND UNISSUED		Redeemed in 1991	31,180.94
Animal, Insect, & Rodent Control	200.00	School		Cancelled, Abated or Adjusted (1991)	
Other Welfare Services		Self-Liquidating	2,006,459	Transfers to Foreclosed Property	
RECREATION and CONSERVATION		Other	5,126,530	Balance December 31, 1991	134,963.20
Beaches and Boardwalks		Total	7,132,989	PROPERTY ACQUIRED BY DEED OR	
Parks, Playgrounds, Shade Trees				FORECLOSURE	
Land Reclamation & Conservation	32,285.39	ISSUED AND OUTSTANDING		Balance January 1, 1991	1,554,800.00
Other Recreational Services	17,304.00	School		Transfers From Taxes or Liens	
EDUCATION (excluding schools)		Self-Liquidating	1,529,249.04	Sale for Cash (1991)	
Libraries	21,000.00	Other	2,286,480.00	Cancelled, Abated or Adjusted (1991)	18,200.00
Other Educational Services	5,450.00	Total	3,815,729.04	Balance December 31, 1991	1,536,600.00
STATUTORY EXPENDITURES		EQUALIZED VALUATION BASIS		CURRENT FINANCES DECEMBER 31, 1991	
Pensions & F. I. C. A.	145,000.00	FOR NET DEBT COMPUTATION	274,640,985	ASSETS	
Employee Fringe Benefits	176,000.00	REAL PROPERTY VALUATIONS		Cash Dec. 31, 1991	1,682,325.02
Other Statutory Expenditures		Code Class # of Parcels % VAL'N		Taxes Receivable	275,047.03
CETA And Other Public Employment Programs		1 Vacant Land 197 4.01	11,542,750.00	Tax Title Liens	134,963.20
MUNICIPAL FUNCTIONS TOTAL	3,966,266.32	2 Residential 2024 80.63	232,234,650.00	Foreclosed Property	1,536,600.00
CAPITAL IMPROVEMENTS * MEMO *	20,000.00	3 Farm		Emergencies & Other Deferred Charges	13,174.43
DEBT SERVICE		4a Commercial 42 3.61	10,404,300.00	State and Federal Aid Receivable	81,317.72
Principal Payments	142,400.00	4b Industrial 9 11.75	33,845,800.00	Other Receivables	468,353.05
Interest Payments	300,356.75	4c Apartments		Total	4,191,780.45
		Total 2271	288,027,500.00	LIABILITIES, RESERVES, AND SURPLUS	
DEFERRED CHARGES	115,688.67	Land Area 1.80 Sq. Miles		Cash Liabilities	1,121,388.59
SCHOOL, COUNTY, SPECIAL DISTRICT TAXES	3,986,553.76	Net Valuation Taxable-Municipal	288,491,122	Reserves for Receivables	2,414,963.28
RESERVE FOR UNCOLLECTED TAXES	409,438.00	Net Valuation Taxable-County	278,207,816	Surplus Dec. 31, 1991	655,428.59
EXPENDITURES TOTAL	8,920,303.50	State Equalized Valuation	273,475,470	Total	4,191,780.45
		State Equalization Ratio	105.50		

0511
Population 1980 6,713
Population 1990 10,681
S & P Rating
Moody Rating

General Tax Rate Per \$100.
State Equalized Tax Rate

UPPER TOWNSHIP - CAPE MAY COUNTY
Form of Government
Township Committee
Number of Members - 3

PER CAPITA:
Gross Debt 733.26
Net Debt
Debt Service
Total Tax Levy 757.08
Municipal Expenditures 701.38
PER CENT:
Gross Debt 1.13
Net Debt
Tax Levy Collected 93.61
Tax Levy Cancelled, Abated or Adjusted 1.02

EXPENDITURES		REVENUES-REALIZED		1991 PROPERTY TAX	
GENERAL GOVERNMENT				STATE EQUALIZED TAX RATE .58	
Governing Body & Public Boards		1991 Property Taxes Collected	7,345,656.12	Local District School Taxes	4,345,262.75
Municipal Clerk		1991 Payments in Lieu of Taxes		Regional & Consolidated School Tax	
Financial Administration	103,962.00	Delinquent Tax & Lien Collections	530,300.77	School Taxes in Municipal Budget	
Assessment of Taxes	293,432.00	Business Personalty Replacement Taxes	9,436.44	County Taxes	3,055,593.89
Collection of Taxes	110,082.00	Taxes from Public Utilities	4,217,732.00	County Library Taxes	191,606.39
Planning, Housing & Development	128,006.00	Other Miscellaneous Tax Revenues		Local Municipal Purpose Taxes	
Human Resources		State Aid Revenues	242,779.00	Veteron & Senior Citizen Taxes	80,900.00
Elections		Federal Aid Revenues		Total Taxes for Rate Computation	7,673,363.03
General Administration (other)	671,083.00	State and Local Fiscal Assistance Act Utilized		Special District Taxes	465,472.88
JUDICIARY		Sale of Acquired Property		Bank Corp. Taxes	
Municipal Courts	151,985.00	Other Miscellaneous Revenues	845,583.21	Added and Omitted Taxes	28,422.04
PUBLIC SAFETY		Total	13,191,487.54	Total Taxes Levied - ABSTRACT	8,086,357.95
Fire Protection	40,000.00	Prior Years Surplus Appropriated	2,861,529.51	Total Taxes Billed	7,847,004.80
Police Protection	183,485.00	REVENUES TOTAL	16,053,017.05	1991 TAXES COLLECTED	7,345,656.12
Civil Defense & Disaster Control	81,256.00	Reserve For Uncollected Taxes	895,000.00	1991 Taxes Cancelled, Abated or Adjusted	80,008.18
Environmental Inspection & Control	103,828.00	CAPITAL OUTLAY TOTAL	15,143.75	Transfer to Tax Title Liens or Foreclosed	33,728.94
Other Public Safety				Balance Outstanding Dec. 31, 1991	387,611.56
PUBIC WORKS				PRIOR YEARS TAXES OUTSTANDING	
Streets and Drainage	652,600.00	Public Enterprises		Balance January 1, 1991	549,235.80
Sewers and Sewage Processing		Recreation—Culture		Collected in 1991	525,964.65
Garbage and Trash Disposal	658,000.00	Public Works		Cancelled, Abated or Adjusted 1991	1,048.52
Public Buildings and Grounds	167,000.00	Buildings and Grounds	15,143.75	Transfers to Tax Title Liens or Foreclosed	16,479.10
Other Public Works		Library and Education		Balance December 31, 1991	5,743.53
HEALTH and WELFARE		Conservation		TAX TITLE LIENS OUTSTANDING	
Health Services Except Environmental	2,000.00	All Other		Balance January 1, 1991	44,956.24
Welfare-Public Assistance	8,800.00	CAPITAL DEBT AUTHORIZED, DECEMBER 31, 1991		Transfer From Taxes	52,333.69
Hospital, Clinics, First Aid		ISSUED AND UNISSUED		Redeemed in 1991	4,336.12
Animal, Insect, & Rodent Control	31,500.00	School	7,832,000	Cancelled, Abated or Adjusted (1991)	
Other Welfare Services		Self-Liquidating		Transfers to Foreclosed Property	
RECREATION and CONSERVATION		Other		Balance December 31, 1991	92,953.81
Beaches and Boardwalks	114,000.00	Total	7,832,000	PROPERTY ACQUIRED BY DEED OR FORECLOSURE	
Parks, Playgrounds, Shade Trees		ISSUED AND OUTSTANDING		Balance January 1, 1991	1,728,254.00
Land Reclamation & Conservation	231,000.00	School	7,832,000.00	Transfers From Taxes or Liens	
Other Recreational Services	302,741.02	Self-Liquidating		Sale for Cash (1991)	
EDUCATION (excluding schools)		Other		Cancelled, Abated or Adjusted (1991)	
Libraries		Total	7,832,000.00	Balance December 31, 1991	1,728,254.00
Other Educational Services	2,000,000.00	EQUALIZED VALUATION BASIS		CURRENT FINANCES DECEMBER 31, 1991	
STATUTORY EXPENDITURES		FOR NET DEBT COMPUTATION	691,305,861	ASSETS	
Pensions & F. I. C. A.	191,775.00	REAL PROPERTY VALUATIONS		Cash Dec. 31, 1991	6,096,849.35
Employee Fringe Benefits	350,000.00	Code Class # of Parcels % VAL'N		Taxes Receivable	393,355.09
Other Statutory Expenditures		1 Vacant Land 2831 11.31	83,239,800.00	Tax Title Liens	92,953.81
CETA And Other Public Employment Programs		2 Residential 3923 75.33	554,361,100.00	Foreclosed Property	1,728,254.00
MUNICIPAL FUNCTIONS TOTAL	6,576,535.02	3 Farm 95 .59	4,351,700.00	Emergencies & Other Deferred Charges	
CAPITAL IMPROVEMENTS *MEMO*	100,000.00	4a Commercial 223 11.01	81,049,200.00	State and Federal Aid Receivable	3,060.84
DEBT SERVICE		4b Industrial 1 1.75	12,883,300.00	Other Receivables	16,758.21
Principal Payments		4c Apartments		Total	8,331,231.30
Interest Payments		Total	7078	LIABILITIES, RESERVES, AND SURPLUS	
DEFERRED CHARGES	19,359.93	Land Area 63.70 Sq. Miles		Cash Liabilities	4,097,604.08
SCHOOL, COUNTY, SPECIAL DISTRICT TAXES	8,057,935.91	Net Valuation Taxable-Municipal	750,243,445	Reserves for Receivables	2,231,321.11
RESERVE FOR UNCOLLECTED TAXES	895,000.00	Net Valuation Taxable-County	760,748,676	Surplus Dec. 31, 1991	2,002,306.11
EXPENDITURES TOTAL	15,549,330.86	State Equalized Valuation	753,792,730	Total	8,331,231.30
		State Equalization Ratio	99.52		

General Tax Rate Per \$100.	2.76
State Equalized Tax Rate	1.71

UPPER DEERFIELD TWP. - CUMB. CO.
Form of Government
Township Committee
Number of Members - 5

PER CAPITA:		PER CENT:	
Gross Debt	922.49	Gross Debt	2.50
Net Debt	124.67	Net Debt	.34
Debt Service	8.57	Tax Levy Collected	93.03
Total Tax Levy	766.95	Tax Levy Cancelled, Abated	
Municipal Expenditures	427.37	or Adjusted	

EXPENDITURES		REVENUES-REALIZED		1991 PROPERTY TAX	
GENERAL GOVERNMENT				STATE EQUALIZED TAX RATE	
Governing Body & Public Boards	103,988.48	1991 Property Taxes Collected	4,666,877.52	Local District School Taxes	.60
Municipal Clerk		1991 Payments in Lieu of Taxes		Regional & Consolidated School Tax	.31
Financial Administration	41,023.19	Delinquent Tax & Lien Collections	298,552.77	School Taxes in Municipal Budget	
Assessment of Taxes	33,640.00	Business Personalty Replacement Taxes	109,659.16	County Taxes	.90 *
Collection of Taxes	40,385.84	Taxes from Public Utilities	1,000,087.00	County Library Taxes	
Planning, Housing & Development	411,292.15	Other Miscellaneous Tax Revenues		Local Municipal Purpose Taxes	
Human Resources	94,776.00	State Aid Revenues	640,241.88	Veteran & Senior Citizen Taxes	
Elections		Federal Aid Revenues		Total Taxes for Rate Computation	1.71
General Administration (other)	562,231.81	State and Local Fiscal Assistance Act Utilized		Special District Taxes	
JUDICIARY		Sale of Acquired Property		Bank Corp. Taxes	
Municipal Courts	72,338.68	Other Miscellaneous Revenues	606,777.13	Added and Omitted Taxes	
PUBLIC SAFETY		Total	7,322,195.46	Total Taxes Levied - ABSTRACT	
Fire Protection	43,734.00	Prior Years Surplus Appropriated	1,447,377.95	Total Taxes Billed	
Police Protection	65,000.00	REVENUES TOTAL	8,769,573.41	1991 TAXES COLLECTED	
Civil Defense & Disaster Control	4,349.00	Reserve For Uncollected Taxes	367,200.00	1991 Taxes Cancelled, Abated or Adjusted	
Environmental Inspection & Control	81,945.39	CAPITAL OUTLAY TOTAL	2,443,746.04	Transfer to Tax Title Liens or Foreclosed	
Other Public Safety				Balance Outstanding Dec. 31, 1991	
PUBLIC WORKS		Public Enterprises	2,265,524.23	PRIOR YEARS TAXES OUTSTANDING	
Streets and Drainage	199,241.43	Recreation-Culture		Balance January 1, 1991	
Sewers and Sewage Processing	222,906.74	Public Works		Collected in 1991	
Garbage and Trash Disposal	4,300.00	Buildings and Grounds	178,221.31	Cancelled, Abated or Adjusted 1991	
Public Buildings and Grounds	130,292.94	Library and Education		Transfers to Tax Title Liens or Foreclosed	
Other Public Works	15,500.00	Conservation		Balance December 31, 1991	
HEALTH and WELFARE		All Other		TAX TITLE LIENS OUTSTANDING	
Health Services Except Environmental	2,050.00	CAPITAL DEBT AUTHORIZED, DECEMBER 31, 1991		Balance January 1, 1991	
Welfare-Public Assistance	3,175.00	ISSUED AND UNISSUED		Transfer From Taxes	
Hospital, Clinics, First Aid		SCHOOL	2,776,542	Redeemed in 1991	
Animal, Insect, & Rodent Control	12,360.54	Self-Liquidating	2,750,000	Cancelled, Abated or Adjusted (1991)	
Other Welfare Services		Other	863,575	Transfers to Foreclosed Property	
RECREATION and CONSERVATION		Total	6,390,117	Balance December 31, 1991	
Beaches and Boardwalks		ISSUED AND OUTSTANDING		PROPERTY ACQUIRED BY DEED OR	
Parks, Playgrounds, Shade Trees		SCHOOL	2,776,542.16	FORECLOSURE	
Land Reclamation & Conservation		Self-Liquidating	2,700,000.00	Balance January 1, 1991	
Other Recreational Services	58,031.54	Other		Transfers From Taxes or Liens	
EDUCATION (excluding schools)		Total	5,476,542.16	Sale for Cash (1991)	
Libraries		EQUALIZED VALUATION BASIS		Cancelled, Abated or Adjusted (1991)	
Other Educational Services	41,465.00	FOR NET DEBT COMPUTATION	255,728.003	Balance December 31, 1991	
STATUTORY EXPENDITURES		REAL PROPERTY VALUATIONS		CURRENT FINANCES DECEMBER 31, 1991	
Pensions & F. I. C. A.	69,974.01	Code Class # of Parcels % VAL'N ASSESSED VALUATION		ASSETS	
Employee Fringe Benefits	181,400.00	1 Vacant Land 497 3.22	5,691,800.00	Cash Dec. 31, 1991	
Other Statutory Expenditures	500.00	2 Residential 2059 64.21	113,614,500.00	Taxes Receivable	
CETA and Other Public Employment Programs		3 Farm 582 8.06	14,270,900.00	Tax Title Liens	
MUNICIPAL FUNCTIONS TOTAL	2,495,851.74	4a Commercial 98 16.91	29,920,100.00	Foreclosed Property	
CAPITAL IMPROVEMENTS * MEMO		4b Industrial 2 3.62	6,413,100.00	Emergencies & Other Deferred Charges	
DEBT SERVICE		4c Apartments 8 3.97	7,032,500.00	State and Federal Aid Receivable	
Principal Payments	59,350.50	Total	176,942,900.00	Other Receivables	
Interest Payments		Land Area 31.75 Sq. Miles		Total	
DEFERRED CHARGES	38,000.00	Net Valuation Taxable-Municipal	178,369,706	LIABILITIES, RESERVES, AND SURPLUS	
SCHOOL, COUNTY, SPECIAL DISTRICT TAXES	5,211,753.61	Net Valuation Taxable-County	269,737,457	Cash Liabilities	
RESERVE FOR UNCOLLECTED TAXES	367,200.00	State Equalized Valuation	286,588,611	Reserves for Receivables	
EXPENDITURES TOTAL	8,172,155.85	State Equalization Ratio	62.05	Surplus Dec. 31, 1991	

1351

Population 1980 2,750
 Population 1990 3,277
 S & P Rating
 Moody Rating

General Tax Rate Per \$100.

1.72

State Equalized Tax Rate

1.71

UPPER FREEHOLD TWP. - MON. COUNTY
 Form of Government
 Township Committee
 Number of Members - 3

PER CAPITA:

Gross Debt

124.61

Net Debt

Debt Service

Total Tax Levy

1,454.09

Municipal Expenditures

675.93

PER CENT:

Gross Debt

.15

Net Debt

Tax Levy Collected

93.38

Tax Levy Cancelled, Abated

or Adjusted

.19

EXPENDITURES		REVENUES-REALIZED		1991 PROPERTY TAX	
GENERAL GOVERNMENT				STATE EQUALIZED TAX RATE	
Governing Body & Public Boards				Local District School Taxes	
Municipal Clerk				Regional & Consolidated School Tax	1.11
Financial Administration	40,400.00	1991 Property Taxes Collected	4,450,498.59	School Taxes in Municipal Budget	
Assessment of Taxes	46,560.00	1991 Payments in Lieu of Taxes		County Taxes	.39 *
Collection of Taxes	37,140.00	Delinquent Tax & Lien Collections	306,535.40	County Library Taxes	.01
Planning, Housing & Development	86,325.00	Business Personalty Replacement Taxes	61,730.16	Local Municipal Purpose Taxes	.20
Human Resources	12,655.00	Taxes from Public Utilities	290,242.00	Veteran & Senior Citizen Taxes	
Elections	900.00	Other Miscellaneous Tax Revenues		Total Taxes for Rate Computation	1.71
General Administration (other)	225,500.00	State Aid Revenues	251,703.26	Special District Taxes	
JUDICIARY		Federal Aid Revenues		Bank Corp. Taxes	
Municipal Courts	76,495.00	State and Local Fiscal Assistance Act Utilized		Added and Omitted Taxes	
PUBLIC SAFETY		Sale of Acquired Property		Total Taxes Levied - ABSTRACT	
Fire Protection	92,737.10	Other Miscellaneous Revenues	373,201.60	Total Taxes Billed	
Police Protection	36,820.71	Total	5,733,961.01	1991 TAXES COLLECTED	
Civil Defense & Disaster Control	6,750.00	Prior Years Surplus Appropriated	615,000.00	1991 Taxes Cancelled, Abated or Adjusted	
Environmental Inspection & Control	60,550.00	REVENUES TOTAL	6,348,961.01	Transfer to Tax Title Liens or Foreclosed	
Other Public Safety		Reserve For Uncollected Taxes	586,559.11	Balance Outstanding Dec. 31, 1991	
PUBLIC WORKS		CAPITAL OUTLAY TOTAL	3,258.00	PRIOR YEARS TAXES OUTSTANDING	
Streets and Drainage	511,260.26	Public Enterprises		Balance January 1, 1991	
Sewers and Sewage Processing	22,400.00	Recreation-Culture		Collected in 1991	
Garbage and Trash Disposal	15,000.00	Public Works	3,258.00	Cancelled, Abated or Adjusted 1991	
Public Buildings and Grounds	103,500.00	Buildings and Grounds		Transfers to Tax Title Liens or Foreclosed	
Other Public Works	34,000.00	Library and Education		Balance December 31, 1991	
HEALTH and WELFARE		Conservation		TAX TITLE LIENS OUTSTANDING	
Health Services Except Environmental	31,848.00	All Other		Balance January 1, 1991	
Welfare-Public Assistance	4,060.00	CAPITAL DEBT AUTHORIZED, DECEMBER 31, 1991		Transfer From Taxes	
Hospital, Clinics, First Aid		ISSUED AND UNISSUED		Redeemed in 1991	
Animal, Insect, & Rodent Control	14,025.00	School	408,347	Cancelled, Abated or Adjusted (1991)	
Other Welfare Services		Self-Liquidating		Transfers to Foreclosed Property	
RECREATION and CONSERVATION		Other		Balance December 31, 1991	
Beaches and Boardwalks		Total	408,347	PROPERTY ACQUIRED BY DEED OR FORECLOSURE	
Parks, Playgrounds, Shade Trees		ISSUED AND OUTSTANDING		Balance January 1, 1991	
Land Reclamation & Conservation	2,816.55	School	408,347.67	Transfers From Taxes or Liens	
Other Recreational Services	7,350.00	Self-Liquidating		Sale for Cash (1991)	
EDUCATION (excluding schools)		Other		Cancelled, Abated or Adjusted (1991)	
Libraries	4,000.00	Total	408,347.67	Balance December 31, 1991	
Other Educational Services	7,446.00	EQUALIZED VALUATION BASIS		CURRENT FINANCES DECEMBER 31, 1991	
STATUTORY EXPENDITURES		FOR NET DEBT COMPUTATION	272,067.201	ASSETS	
Pensions & F. I. C. A.	63,000.00	REAL PROPERTY VALUATIONS		Cash Dec. 31, 1991	
Employee Fringe Benefits	65,100.00	Code Class # of Parcels % VAL'N		Taxes Receivable	
Other Statutory Expenditures		1 Vacant Land 237 6.57	17,777,900.00	Tax Title Liens	
CETA And Other Public Employment Programs		2 Residential 797 58.01	156,963,300.00	Foreclosed Property	
MUNICIPAL FUNCTIONS TOTAL	1,613,638.62	3 Farm 828 28.65	77,520,295.00	Emergencies & Other Deferred Charges	
CAPITAL IMPROVEMENTS * MEMO *		4a Commercial 56 5.62	15,204,900.00	State and Federal Aid Receivable	
DEBT SERVICE		4b Industrial 15 1.08	2,917,600.00	Other Receivables	
Principal Payments		4c Apartments 1 .08	207,600.00	Total	
Interest Payments		Total 1934	270,591,595.00	LIABILITIES, RESERVES, AND SURPLUS	
DEFERRED CHARGES	14,839.53	Land Area 47.45 Sq. Miles		Cash Liabilities	
SCHOOL, COUNTY, SPECIAL DISTRICT TAXES	4,151,556.79	Net Valuation Taxable-Municipal	272,657,658	Reserves for Receivables	
RESERVE FOR UNCOLLECTED TAXES	586,559.11	Net Valuation Taxable-County	274,700,543	Surplus Dec. 31, 1991	
EXPENDITURES TOTAL	6,366,594.05	State Equalized Valuation	273,771,651	Total	
		State Equalization Ratio	99.59		

*Includes County Health Service Taxes, County Vocational School Taxes, or County Open Space Tax. See Table 13.

1714
 Population 1980 3,139
 Population 1990 3,140
 S & P Rating
 Moody Rating

General Tax Rate Per \$100. 1.90
 State Equalized Tax Rate 1.71

UPPER PITTSBORO TWP. - SALEM CO.
 Form of Government
 Township Committee
 Number of Members - 3

PER CAPITA:
 Gross Debt 1,566.24
 Net Debt 439.27
 Debt Service 747.67
 Total Tax Levy 433.86
 Municipal Expenditures
 PER CENT:
 Gross Debt 4.19
 Net Debt 1.18
 Tax Levy Collected 91.73
 Tax Levy Cancelled, Abated or Adjusted .10

EXPENDITURES	REVENUES-REALIZED	1991 PROPERTY TAX
GENERAL GOVERNMENT		STATE EQUALIZED TAX RATE 1.67
Governing Body & Public Boards	1991 Property Taxes Collected 2,030,410.36	Local District School Taxes 1,365,939.00
Municipal Clerk	1991 Payments in Lieu of Taxes	Regional & Consolidated School Tax
Financial Administration 17,212.00	Delinquent Tax & Lien Collections 280,688.90	School Taxes in Municipal Budget
Assessment of Taxes 21,940.00	Business Personalty Replacement Taxes 52,123.98	County Taxes .73 935,955.85
Collection of Taxes 23,200.00	Taxes from Public Utilities 313,775.00	County Library Taxes
Planning, Housing & Development 37,200.00	Other Miscellaneous Tax Revenues	Local Municipal Purpose Taxes
Human Resources 10,129.00	State Aid Revenues 146,088.00	Veteran & Senior Citizen Taxes 30,150.00
Elections	Federal Aid Revenues	Total Taxes for Rate Computation 1.80 2,332,044.85
General Administration (other) 277,535.00	State and Local Fiscal Assistance Act Utilized	Special District Taxes
JUDICIARY	Sale of Acquired Property	Bank Corp. Taxes
Municipal Courts 39,500.00	Other Miscellaneous Revenues	Added and Omitted Taxes 45,799.83
PUBLIC SAFETY	Total 372,046.73	Total Taxes Levied - ABSTRACT 2,347,694.68
Fire Protection 70,896.40	Prior Years Surplus Appropriated 906,999.52	Total Taxes Billed 2,213,459.68
Police Protection 5,300.00	REVENUES TOTAL 4,102,132.39	1991 TAXES COLLECTED 2,030,410.36
Civil Defense & Disaster Control 2,732.00	Reserve For Uncollected Taxes 300,475.00	1991 Taxes Cancelled, Abated or Adjusted 2,297.10
Environmental Inspection & Control 28,008.00	CAPITAL OUTLAY TOTAL 162,000.00	Transfer to Tax Title Liens or Foreclosed 8,114.90
Other Public Safety		Balance Outstanding Dec. 31, 1991 172,637.32
PUBLIC WORKS	Public Enterprises	PRIOR YEARS TAXES OUTSTANDING
Streets and Drainage 165,000.00	Recreation-Culture	Balance January 1, 1991 322,207.70
Sewers and Sewage Processing 62,500.00	Public Works	Collected in 1991 280,040.35
Garbage and Trash Disposal 135,000.00	Buildings and Grounds 162,000.00	Cancelled, Abated or Adjusted 1991 15.06
Public Buildings and Grounds 41,376.00	Library and Education	Transfers to Tax Title Liens or Foreclosed 7,563.85
Other Public Works 35,702.00	Conservation	Balance December 31, 1991 34,588.44
HEALTH and WELFARE	All Other	TAX TITLE LIENS OUTSTANDING
Health Services Except Environmental 1,000.00	CAPITAL DEBT AUTHORIZED, DECEMBER 31, 1991	Balance January 1, 1991 8,247.29
Welfare-Public Assistance 21,508.00	ISSUED AND UNISSUED GROSS DEBT NET DEBT	Transfer From Taxes 16,603.26
Hospital, Clinics, First Aid	School 4,918,000 1,379,318	Redeemed in 1991 648.55
Animal, Insect, & Rodent Control 13,200.00	Self-Liquidating	Cancelled, Abated or Adjusted (1991)
Other Welfare Services	Other	Transfers to Foreclosed Property
RECREATION and CONSERVATION	Total 4,918,000 1,379,318	Balance December 31, 1991 24,202.00
Beaches and Boardwalks	ISSUED AND OUTSTANDING	PROPERTY ACQUIRED BY DEED OR FORECLOSURE
Parks, Playgrounds, Shade Trees	School 18,000.00	Balance January 1, 1991 50.00
Land Reclamation & Conservation	Self-Liquidating	Transfers From Taxes or Liens
Other Recreational Services 21,200.00	Other	Sale for Cash (1991)
EDUCATION (excluding schools)	Total 18,000.00	Cancelled, Abated or Adjusted (1991)
Libraries 500.00	EQUALIZED VALUATION BASIS FOR NET DEBT COMPUTATION 117,356,085	Balance December 31, 1991 50.00
Other Educational Services	REAL PROPERTY VALUATIONS	CURRENT FINANCES DECEMBER 31, 1991
STATUTORY EXPENDITURES	Code Class # of Parcels % VAL'N ASSESSED VALUATION	ASSETS
Pensions & F. I. C. A. 29,400.00	1 Vacant Land 195 3.90 4,423,700.00	Cash Dec. 31, 1991 1,939,329.67
Employee Fringe Benefits	2 Residential 709 54.32 61,550,500.00	Taxes Receivable 207,225.76
Other Statutory Expenditures 1,800.00	3 Farm 911 31.90 36,152,800.00	Tax Title Liens 24,202.00
CETA And Other Public Employment Programs	4a Commercial 65 9.37 11,182,900.00	Foreclosed Property 50.00
MUNICIPAL FUNCTIONS TOTAL 1,061,838.40	4b Industrial	Emergencies & Other Deferred Charges
CAPITAL IMPROVEMENTS *ME* 275,000.00	4c Apartments	State and Federal Aid Receivable
DEBT SERVICE	Total 1830 113,309,800.00	Other Receivables .78
Principal Payments	Land Area 40.10 Sq. Miles	LIABILITIES, RESERVES, AND SURPLUS
Interest Payments	Net Valuation Taxable-Municipal 114,567,909	Cash Liabilities 493,766.71
DEFERRED CHARGES	Net Valuation Taxable-County 127,349,762	Reserves for Receivables 231,478.54
SCHOOL, COUNTY, SPECIAL DISTRICT TAXES 2,301,394.85	State Equalized Valuation 127,382,107	Surplus Dec. 31, 1991 1,445,562.96
RESERVE FOR UNCOLLECTED TAXES 300,475.00	State Equalization Ratio 89.84	Total 2,170,808.21
EXPENDITURES TOTAL 3,664,208.25		

0263
 Population 1980 7,958
 Population 1990 7,198
 S & P Rating
 Moody Rating

General Tax Rate Per \$100.
 State Equalized Tax Rate

UPPER SADDLE RIVER - BERGEN COUNTY
 Form of Government
 Borough Council
 Number of Members - 6

PER CAPITA:
 Gross Debt 428.09
 Net Debt 397.20
 Debt Service 38.05
 Total Tax Levy 2,572.86
 Municipal Expenditures 819.10
 PER CENT:
 Gross Debt .24
 Net Debt .22
 Tax Levy Collected 95.22
 Tax Levy Cancelled, Abated or Adjusted .17

EXPENDITURES		REVENUES-REAUZED		1991 PROPERTY TAX	
GENERAL GOVERNMENT				STATE EQUALIZED TAX RATE	
Governing Body & Public Boards		1991 Property Taxes Collected	17,726,691.50	Local District School Taxes .61	7,559,063.00
Municipal Clerk		1991 Payments in Lieu of Taxes		Regional & Consolidated School Tax .36	4,463,752.36
Financial Administration	71,435.00	Delinquent Tax & Lien Collections	1,029,477.57	School Taxes in Municipal Budget	
Assessment of Taxes	40,763.00	Business Personalty Replacement Taxes	92,976.08	County Taxes .25	3,128,690.12
Collection of Taxes	35,350.00	Taxes from Public Utilities	820,913.00	County Library Taxes	
Planning, Housing & Development	80,364.00	Other Miscellaneous Tax Revenues		Local Municipal Purpose Taxes .26	3,278,234.39
Human Resources	77,573.00	State Aid Revenues	246,809.36	Veteran & Senior Citizen Taxes	31,550.00
Elections		Federal Aid Revenues		Total Taxes for Rate Computation 1.48	18,461,289.87
General Administration (other)	582,200.00	State and Local Fiscal Assistance Act Utilized		Special District Taxes	
JUDICIARY		Sale of Acquired Property		Bank Corp. Taxes	
Municipal Courts	43,334.75	Other Miscellaneous Revenues	645,235.67	Added and Omitted Taxes	89,731.00
PUBUC SAFETY		Total	20,562,103.18	Total Taxes Levied - ABSTRACT	18,519,470.87
Fire Protection	89,801.00	Prior Years Surplus Appropriated	600,000.00	Total Taxes Billed	18,616,886.74
Police Protection	1,143,633.50	REVENUES TOTAL	21,162,103.18	1991 TAXES COLLECTED	17,726,691.50
Civil Defense & Disaster Control	600.00	Reserve For Uncollected Taxes	1,076,682.27	1991 Taxes Cancelled, Abated or Adjusted	30,793.00
Environmental Inspection & Control	78,662.00	CAPITAL OUTLAY TOTAL	931,172.71	Transfer to Tax Title Liens or Foreclosed	28,530.85
Other Public Safety				Balance Outstanding Dec. 31, 1991	830,871.39
PUBUC WORKS				PRIOR YEARS TAXES OUTSTANDING	
Streets and Drainage	356,830.00	Public Enterprises		Balance January 1, 1991	919,634.11
Sewers and Sewage Processing	278,996.68	Recreation—Culture		Collected in 1991	911,984.89
Garbage and Trash Disposal	653,000.00	Public Works	255,350.83	Cancelled, Abated or Adjusted 1991	2.61
Public Buildings and Grounds	36,200.00	Buildings and Grounds	675,821.88	Transfers to Tax Title Liens or Foreclosed	23.36
Other Public Works	29,000.00	Library and Education		Balance December 31, 1991	7,623.25
HEALTH and WELFARE		Conservation		TAX TITLE UENS OUTSTANDING	
Health Services Except Environmental	29,315.00	All Other		Balance January 1, 1991	137,993.95
Welfare—Public Assistance	42,600.00	CAPITAL DEBT AUTHORIZED, DECEMBER 31, 1991		Transfer From Taxes	28,571.49
Hospital, Clinics, First Aid	6,909.00	ISSUED AND UNISSUED GROSS DEBT NET DEBT		Redeemed in 1991	117,492.68
Animal, Insect, & Rodent Control		School		Cancelled, Abated or Adjusted (1991)	
Other Welfare Services		Self-Liquidating		Transfers to Foreclosed Property	
RECREATION and CONSERVATION*		Other	3,081,375 2,859,075	Balance December 31, 1991	49,072.76
Beaches and Boardwalks		Total	3,081,375 2,859,075	PROPERTY ACQUIRED BY DEED OR	
Parks, Playgrounds, Shade Trees	36,695.00	ISSUED AND OUTSTANDING		FORECLOSURE	
Land Reclamation & Conservation	3,924.43	School		Balance January 1, 1991	
Other Recreational Services	7,750.00	Self-Liquidating		Transfers From Taxes or Liens	
EDUCATION (excluding schools)		Other	3,036,375.00	Sale for Cash (1991)	
Libraries	306,711.86	Total	3,036,375.00	Cancelled, Abated or Adjusted (1991)	
Other Educational Services		EQUALIZED VALUATION BASIS		Balance December 31, 1991	
STATUTORY EXPENDITURES		FOR NET DEBT COMPUTATION	1,277,794,254	CURRENT FINANCES DECEMBER 31, 1991	
Pensions & F. L. C. A.	308,373.73	REAL PROPERTY VALUATIONS		ASSETS	
Employee Fringe Benefits	190,000.00	Code Class # of Parcels % VAL'N ASSESSED VALUATION		Cash Dec. 31, 1991	2,827,211.40
Other Statutory Expenditures		1 Vacant Land 128 2.29 27,302,050.00		Taxes Receivable	838,494.64
CETA And Other Public Employment Programs		2 Residential 2398 88.12 1,050,550,500.00		Tax Title Liens	49,072.76
MUNICIPAL FUNCTIONS TOTAL	4,530,021.95	3 Farm 4 .06 751,800.00		Foreclosed Property	
CAPITAL IMPROVEMENTS *MEMO*	45,000.00	4a Commercial 63 9.12 108,717,700.00		Emergencies & Other Deferred Charges	
DEBT SERVICE		4b Industrial 4 .41 4,863,000.00		State and Federal Aid Receivable	
Principal Payments	135,000.00	4c Apartments		Other Receivables	72,145.54
Interest Payments	138,898.99	Total 2602 1,192,185,050.00		Total	3,786,924.34
DEFERRED CHARGES	15,256.63	Land Area 5.10 Sq. Miles		UABILITIES, RESERVES, AND SURPLUS	
SCHOOL, COUNTY, SPECIAL DISTRICT TAXES	15,151,505.48	Net Valuation Taxable-Municipal	1,195,300,370	Cash Liabilities	704,924.14
RESERVE FOR UNCOLLECTED TAXES	1,076,682.27	Net Valuation Taxable-County	1,320,037,831	Reserves for Receivables	959,712.94
EXPENDITURES TOTAL	21,047,365.32	State Equalized Valuation	1,244,069,884	Surplus Dec. 31, 1991	2,122,287.26
		State Equalization Ratio	96.07	Total	3,786,924.34

0122

Population 1980 11,704
 Population 1990 11,005
 S & P Rating
 Moody Rating A

General Tax Rate Per \$100.

1.75

State Equalized Tax Rate

1.73

VENTNOR CITY CITY - ATLANTIC CO.
 Form of Government
 Commission (1911)
 Number of Members - 3

PER CAPITA:

Gross Debt 961.09
 Net Debt 655.93
 Debt Service 177.81
 Total Tax Levy 1,671.69
 Municipal Expenditures 1,091.02

PER CENT:

Gross Debt 1.03
 Net Debt .70
 Tax Levy Collected 93.33
 Tax Levy Cancelled, Abated or Adjusted .80

EXPENDITURES		REVENUES-REALIZED		1991 PROPERTY TAX	
GENERAL GOVERNMENT				STATE EQUALIZED TAX RATE	
Governing Body & Public Boards				Local District School Taxes	.45
Municipal Clerk	79,469.00	1991 Property Taxes Collected	17,179,772.51	Regional & Consolidated School Tax	
Financial Administration	189,130.00	1991 Payments in Lieu of Taxes		School Taxes in Municipal Budget	.06
Assessment of Taxes	51,850.00	Delinquent Tax & Lien Collections	783,141.16	County Taxes	.46
Collection of Taxes	65,923.00	Business Personalty Replacement Taxes	65,844.92	County Library Taxes	.03
Planning, Housing & Development	53,764.00	Taxes from Public Utilities	466,963.00	Local Municipal Purpose Taxes	.73
Human Resources	57,184.00	Other Miscellaneous Tax Revenues		Veteran & Senior Citizen Taxes	
Elections	9,000.00	State Aid Revenues	520,370.27	Total Taxes for Rate Computation	1.73
General Administration (other)	947,689.80	Federal Aid Revenues		Special District Taxes	
JUDICIARY		State and Local Fiscal Assistance Act Utilized		Bank Corp. Taxes	
Municipal Courts	105,834.43	Sale of Acquired Property		Added and Omitted Taxes	
PUBLIC SAFETY		Other Miscellaneous Revenues	1,519,590.66	Total Taxes Levied - ABSTRACT	18,396,964.17
Fire Protection	1,689,740.40	Total	20,535,682.52	Total Taxes Billed	18,406,570.65
Police Protection	1,767,357.70	Prior Years Surplus Appropriated	756,000.00	1991 TAXES COLLECTED	17,179,772.51
Civil Defense & Disaster Control	35,183.00	REVENUES TOTAL	21,291,682.52	1991 Taxes Cancelled, Abated or Adjusted	146,753.77
Environmental Inspection & Control	174,260.00	Reserve For Uncollected Taxes	1,000,415.04	Transfer to Tax Title Liens or Foreclosed	11,343.12
Other Public Safety		CAPITAL OUTLAY TOTAL	572,689.31	Balance Outstanding Dec. 31, 1991	1,068,701.25
PUBLIC WORKS				PRIOR YEARS TAXES OUTSTANDING	
Streets and Drainage	475,155.00	Public Enterprises	161,244.21	Balance January 1, 1991	936,772.91
Sewers and Sewage Processing	1,082,385.13	Recreation-Culture	111,363.17	Collected in 1991	779,820.42
Garbage and Trash Disposal		Public Works	139,257.73	Cancelled, Abated or Adjusted 1991	103,032.14
Public Buildings and Grounds	468,808.00	Buildings and Grounds	160,824.20	Transfers to Tax Title Liens or Foreclosed	14,013.13
Other Public Works	73,780.00	Library and Education		Balance December 31, 1991	39,907.22
HEALTH and WELFARE		Conservation		TAX TITLE LIENS OUTSTANDING	
Health Services Except Environmental		All Other		Balance January 1, 1991	4,241.45
Welfare-Public Assistance	15,798.00	CAPITAL DEBT AUTHORIZED, DECEMBER 31, 1991		Transfer From Taxes	27,298.58
Hospital, Clinics, First Aid		ISSUED AND UNISSUED		Redeemed in 1991	3,320.74
Animal, Insect, & Rodent Control	6,000.00	SCHOOL	2,627,000.00	Cancelled, Abated or Adjusted (1991)	
Other Welfare Services		Self-Liquidating	2,164,000.00	Transfers to Foreclosed Property	
RECREATION and CONSERVATION		Other	5,785,750.00	Balance December 31, 1991	28,219.29
Beaches and Boardwalks	230,408.55	Total	10,576,750.00	PROPERTY ACQUIRED BY DEED OR FORECLOSURE	
Parks, Playgrounds, Shade Trees		ISSUED AND OUTSTANDING		Balance January 1, 1991	181,521.05
Land Reclamation & Conservation		SCHOOL	2,627,000.00	Transfers From Taxes or Liens	
Other Recreational Services	93,045.00	Self-Liquidating	1,925,000.00	Sale for Cash (1991)	30,461.05
EDUCATION (excluding schools)		Other	5,008,000.00	Cancelled, Abated or Adjusted (1991)	
Libraries		Total	9,560,000.00	Balance December 31, 1991	151,060.00
Other Educational Services	12,359.00	EQUALIZED VALUATION BASIS		CURRENT FINANCES DECEMBER 31, 1991	
STATUTORY EXPENDITURES		FOR NET DEBT COMPUTATION	1,027,081,438	ASSETS	
Pensions & F. L. C. A.	706,717.63	REAL PROPERTY VALUATIONS		Cash Dec. 31, 1991	3,044,921.74
Employee Fringe Benefits	585,000.00	Code Class # of Parcels % VAL'N		Taxes Receivable	1,108,608.47
Other Statutory Expenditures	10,000.00	1 Vacant Land 269 2.33	24,251,300.00	Tax Title Liens	28,219.29
CETA And Other Public Employment Programs		2 Residential 5840 90.00	938,027,800.00	Foreclosed Property	151,060.00
MUNICIPAL FUNCTIONS TOTAL	8,985,841.64	3 Farm		Emergencies & Other Deferred Charges	68,000.00
CAPITAL IMPROVEMENTS *MEMO*	20,000.00	4a Commercial 140 4.97	51,783,700.00	State and Federal Aid Receivable	261,995.95
DEBT SERVICE		4b Industrial 2 .14	1,426,500.00	Other Receivables	528,898.99
Principal Payments	1,315,000.00	4c Apartments 36 2.57	26,807,540.00	Total	5,191,704.44
Interest Payments	641,749.00	Total	1,042,296,840.00	LIABILITIES, RESERVES, AND SURPLUS	
TYPE I SCHL DEBT *MEMO*	675,500.00	Land Area 2.10 Sq. Miles		Cash Liabilities	2,046,412.05
DEFERRED CHARGES	63,655.80	Net Valuation Taxable-Municipal	1,048,607,415	Reserves for Receivables	1,816,656.75
SCHOOL COUNTY, SPECIAL DISTRICT TAXES	10,669,102.95	Net Valuation Taxable-County	1,062,249,030	Surplus Dec. 31, 1991	1,328,635.64
RESERVE FOR UNCOLLECTED TAXES	1,000,415.04	State Equalized Valuation	1,060,626,618	Total	5,191,704.44
EXPENDITURES TOTAL	22,675,764.43	State Equalization Ratio	98.86		

1922
Population 1980 16,302
Population 1990 21,211
S & P Rating
Moody Rating AAA

General Tax Rate Per \$100. 3.41
State Equalized Tax Rate 1.75

VERNON TOWNSHIP - SUSSEX COUNTY
Form of Government
Township Committee
Number of Members - 5

PER CAPITA:
Gross Debt 904.73
Net Debt 482.31
Debt Service 18.90
Total Tax Levy 1,169.48
Municipal Expenditures 449.76
PER CENT:
Gross Debt 1.38
Net Debt .73
Tax Levy Collected 92.71
Tax Levy Cancelled, Abated or Adjusted .54

EXPENDITURES		REVENUES-REALIZED		1991 PROPERTY TAX	
GENERAL GOVERNMENT		1991 Property Taxes Collected		STATE EQUALIZED TAX RATE	
Governing Body & Public Boards		1991 Payments in Lieu of Taxes	23,000,409.06	Local District School Taxes	1.07
Municipal Clerk		Delinquent Tax & Lien Collections	1,612,390.72	Regional & Consolidated School Tax	
Financial Administration	76,474.00	Business Personalty Replacement Taxes	112,513.64	School Taxes in Municipal Budget	
Assessment of Taxes	109,259.00	Taxes from Public Utilities	1,392,066.00	County Taxes	.35
Collection of Taxes	136,505.00	Other Miscellaneous Tax Revenues		County Library Taxes	.03
Planning, Housing & Development	344,689.00	State Aid Revenues	725,769.27	Local Municipal Purpose Taxes	.30
Human Resources	67,865.97	Federal Aid Revenues		Veteran & Senior Citizen Taxes	
Elections	10,585.00	State and Local Fiscal Assistance Act Utilized		Total Taxes for Rate Computation	1.75
General Administration (other)	841,361.27	Sale of Acquired Property		Special District Taxes	
JUDICIARY		Other Miscellaneous Revenues	991,258.56	Bank Corp. Taxes	
Municipal Courts	90,495.27	Prior Years Surplus Appropriated	500,000.00	Added and Omitted Taxes	109,134.50
PUBLIC SAFETY		REVENUES TOTAL	28,334,407.25	Total Taxes Levied - ABSTRACT	24,805,811.57
Fire Protection	106,619.76	Reserve For Uncollected Taxes	2,489,090.40	Total Taxes Billed	24,810,024.56
Police Protection	1,504,557.41	CAPITAL OUTLAY TOTAL	3,466,894.94	1991 TAXES COLLECTED	23,000,409.06
Civil Defense & Disaster Control	4,700.00			1991 Taxes Cancelled, Abated or Adjusted	133,097.21
Environmental Inspection & Control	140,910.00			Transfer to Tax Title Liens or Foreclosed	373,966.73
Other Public Safety				Balance Outstanding Dec. 31, 1991	1,302,551.56
PUBLIC WORKS				PRIOR YEARS TAXES OUTSTANDING	
Streets and Drainage	973,255.00			Balance January 1, 1991	1,809,354.50
Sewers and Sewage Processing	90,100.00			Collected in 1991	1,570,725.71
Garbage and Trash Disposal				Cancelled, Abated or Adjusted 1991	83,104.20
Public Buildings and Grounds	157,011.00			Transfers to Tax Title Liens or Foreclosed	143,850.96
Other Public Works	65,000.00			Balance December 31, 1991	11,673.63
HEALTH and WELFARE				TAX TITLE LIENS OUTSTANDING	
Health Services Except Environmental	299,784.00			Balance January 1, 1991	670,941.22
Welfare-Public Assistance	4,965.00			Transfer From Taxes	540,086.91
Hospital, Clinics, First Aid				Redeemed in 1991	41,665.01
Animal, Insect, & Rodent Control	129,901.00			Cancelled, Abated or Adjusted (1991)	
Other Welfare Services				Transfers to Foreclosed Property	43,096.74
RECREATION and CONSERVATION				Balance December 31, 1991	1,126,266.38
Beaches and Boardwalks				PROPERTY ACQUIRED BY DEED OR	
Parks, Playgrounds, Shade Trees				FORECLOSURE	
Land Reclamation & Conservation	5,000.00			Balance January 1, 1991	232,100.00
Other Recreational Services	134,950.00			Transfers From Taxes or Liens	43,096.74
EDUCATION (excluding schools)				Sale for Cash (1991)	
Libraries				Cancelled, Abated or Adjusted (1991)	
Other Educational Services				Balance December 31, 1991	275,196.74
STATUTORY EXPENDITURES				CURRENT FINANCES DECEMBER 31, 1991	
Pensions & F. I. C. A.	540,794.00			ASSETS	
Employee Fringe Benefits	699,650.00			Cash Dec. 31, 1991	4,140,848.57
Other Statutory Expenditures				Taxes Receivable	1,314,225.19
CETA And Other Public Employment Programs				Tax Title Liens	1,126,266.38
MUNICIPAL FUNCTIONS TOTAL	6,534,451.68			Foreclosed Property	275,196.74
CAPITAL IMPROVEMENTS *MEMO*	50,000.00			Emergencies & Other Deferred Charges	241,000.00
DEBT SERVICE				State and Federal Aid Receivable	39,298.30
Principal Payments	230,000.00			Other Receivables	150,240.80
Interest Payments	170,945.06			Total	7,287,095.98
DEFERRED CHARGES	115,341.60			LIABILITIES, RESERVES, AND SURPLUS	
SCHOOL, COUNTY, SPECIAL DISTRICT TAXES	20,401,377.07			Cash Liabilities	2,438,316.31
RESERVE FOR UNCOLLECTED TAXES	2,489,090.40			Reserves for Receivables	2,865,949.11
EXPENDITURES TOTAL	29,941,205.31			Surplus Dec. 31, 1991	1,982,830.56
				Total	7,287,095.98

0720
Population 1980 14,166
Population 1990 13,597
S & P Rating
Moody Rating A1

General Tax Rate Per \$100. 4.41
State Equalized Tax Rate 2.11

VERONA TOWNSHIP - ESSEX COUNTY
Form of Government
Council-Manager Plan B (OMCL 50)
Number of Members - 5

PER CAPITA:
Gross Debt 2,731.37
Net Debt 622.60
Debt Service 60.04
Total Tax Levy 1,734.98
Municipal Expenditures 654.93
PER CENT:
Gross Debt 3.30
Net Debt .75
Tax Levy Collected 95.41
Tax Levy Cancelled, Abated or Adjusted 2.52

EXPENDITURES		REVENUES-REALIZED		1991 PROPERTY TAX	
GENERAL GOVERNMENT		1991 Property Taxes Collected		STATE EQUALIZED TAX RATE 1.06	
Governing Body & Public Boards		1991 Payments in Lieu of Taxes	22,519,216.51	Local District School Taxes	11,843,234.00
Municipal Clerk		Delinquent Tax & Lien Collections	96,795.90	Regional & Consolidated School Tax	
Financial Administration	44,146.00	Business Personalty Replacement Taxes	744,551.62	School Taxes in Municipal Budget	
Assessment of Taxes	57,185.00	Taxes from Public Utilities	174,455.08	County Taxes	.60 6,721,908.94
Collection of Taxes	173,806.00	Other Miscellaneous Tax Revenues	718,319.00	County Library Taxes	
Planning, Housing & Development	16,771.30	State Aid Revenues	751,074.81	Local Municipal Purpose Taxes	.44 4,962,109.23
Human Resources	153,746.00	Federal Aid Revenues		Veteran & Senior Citizen Taxes	98,550.00
Elections	20,875.00	State and Local Fiscal Assistance Act Utilized		Total Taxes for Rate Computation	2.10 23,625,802.17
General Administration (other)	662,708.00	Sale of Acquired Property		Special District Taxes	
JUDICIARY		Other Miscellaneous Revenues	1,323,043.10	Bank Corp. Taxes	
Municipal Courts	119,190.00	Total	26,326,456.02	Added and Omitted Taxes	63,222.24
PUBLIC SAFETY		Prior Years Surplus Appropriated	1,225,000.00	Total Taxes Levied - ABSTRACT	23,590,474.41
Fire Protection	286,095.00	REVENUES TOTAL	27,551,456.02	Total Taxes Billed	23,600,653.50
Police Protection	1,806,411.26	Reserve For Uncollected Taxes	869,102.27	1991 TAXES COLLECTED	22,518,216.51
Civil Defense & Disaster Control	470.00	CAPITAL OUTLAY TOTAL	3,418,968.58	1991 Taxes Cancelled, Abated or Adjusted	594,741.58
Environmental Inspection & Control	94,475.00	Public Enterprises	2,681,034.66	Transfer to Tax Title Liens or Foreclosed	11,783.52
Other Public Safety		Recreation-Culture	3,684.42	Balance Outstanding Dec. 31, 1991	475,911.89
PUBLIC WORKS		Public Works	480,979.79	PRIOR YEARS TAXES OUTSTANDING	
Streets and Drainage	475,384.00	Buildings and Grounds	163,943.47	Balance January 1, 1991	543,473.85
Sewers and Sewage Processing		Library and Education	89,327.24	Collected in 1991	533,888.95
Garbage and Trash Disposal	1,000,000.00	Conservation		Cancelled, Abated or Adjusted 1991	3,021.94
Public Buildings and Grounds	57,825.00	All Other		Transfers to Tax Title Liens or Foreclosed	6,562.96
Other Public Works		CAPITAL DEBT AUTHORIZED, DECEMBER 31, 1991		Balance December 31, 1991	
HEALTH and WELFARE		ISSUED AND UNISSUED		TAX TITLE LIENS OUTSTANDING	
Health Services Except Environmental	136,169.00	School	248,000.00	Balance January 1, 1991	222,472.43
Welfare-Public Assistance	21,983.00	Self-Liquidating	30,098,288	Transfer From Taxes	19,967.50
Hospital, Clinics, First Aid		Other	6,792,175	Redeemed in 1991	210,662.67
Animal, Insect, & Rodent Control	10,000.00	Total	37,138,463	Cancelled, Abated or Adjusted (1991)	
Other Welfare Services		ISSUED AND OUTSTANDING		Transfers to Foreclosed Property	
RECREATION and CONSERVATION		School	248,000.00	Balance December 31, 1991	31,777.26
Beaches and Boardwalks		Self-Liquidating	28,305,460.40	PROPERTY ACQUIRED BY DEED OR FORECLOSURE	
Parks, Playgrounds, Shade Trees	42,030.00	Other	5,849,000.00	Balance January 1, 1991	298,217.00
Land Reclamation & Conservation	179,926.00	Total	34,402,460.40	Transfers From Taxes or Liens	
Other Recreational Services	336,426.00	EQUALIZED VALUATION BASIS		Sale for Cash (1991)	
EDUCATION (excluding schools)		FOR NET DEBT COMPUTATION	1,124,264,803	Cancelled, Abated or Adjusted (1991)	
Libraries	380,435.00	REAL PROPERTY VALUATIONS		Balance December 31, 1991	298,217.00
Other Educational Services		Code Class # of Parcels % VAL'N		CURRENT FINANCES DECEMBER 31, 1991	
STATUTORY EXPENDITURES				ASSETS	
Pensions & F. I. C. A.	745,038.96			Cash Dec. 31, 1991	5,651,210.27
Employee Fringe Benefits	380,000.00			Taxes Receivable	475,911.89
Other Statutory Expenditures	5,000.00			Tax Title Liens	31,777.26
CETA And Other Public Employment Programs				Foreclosed Property	298,217.00
MUNICIPAL FUNCTIONS TOTAL	7,211,095.23			Emergencies & Other Deferred Charges	48,900.00
CAPITAL IMPROVEMENTS *MEMO*	150,000.00			State and Federal Aid Receivable	68,607.00
DEBT SERVICE				Other Receivables	53,473.03
Principal Payments	345,000.00			Total	6,628,096.45
Interest Payments	471,315.25			LIABILITIES, RESERVES, AND SURPLUS	
DEFERRED CHARGES	7,200.00			Cash Liabilities	4,126,090.24
SCHOOL, COUNTY, SPECIAL DISTRICT TAXES	18,565,142.94			Reserves for Receivables	859,379.19
RESERVE FOR UNCOLLECTED TAXES	869,102.27			Surplus Dec. 31, 1991	1,642,627.03
EXPENDITURES TOTAL	27,468,855.68			Total	6,628,096.45

1437

Population 1980 1,043
 Population 1990 1,314
 S & P Rating
 Moody Rating

General Tax Rate Per \$100.

1.65

State Equalized Tax Rate

1.82

VICTORY GARDENS BORO. - MORRIS CO.
 Form of Government
 Borough Council
 Number of Members - 6

PER CAPITA:

Gross Debt	335.50	PER CENT:	Gross Debt	1.04
Net Debt	335.50		Net Debt	1.04
Debt Service	19.48		Tax Levy Collected	76.56
Total Tax Levy	667.83		Tax Levy Cancelled, Abated	
Municipal Expenditures	415.40		or Adjusted	8.07

EXPENDITURES		REVENUES-REALIZED		1991 PROPERTY TAX	
GENERAL GOVERNMENT				STATE EQUALIZED TAX RATE	
Governing Body & Public Boards		1991 Property Taxes Collected	672,807.46	Local District School Taxes	1.36 651,292.00
Municipal Clerk		1991 Payments in Lieu of Taxes		Regional & Consolidated School Tax	
Financial Administration	33,950.00	Delinquent Tax & Lien Collections	29,121.38	School Taxes in Municipal Budget	
Assessment of Taxes	3,500.00	Business Personalty Replacement Taxes	4,352.20	County Taxes	.21 * 103,047.61
Collection of Taxes		Taxes from Public Utilities	23,579.00	County Library Taxes	
Planning, Housing & Development	5,000.00	Other Miscellaneous Tax Revenues		Local Municipal Purpose Taxes	.25 118,679.59
Human Resources		State Aid Revenues	67,702.00	Veteran & Senior Citizen Taxes	
Elections		Federal Aid Revenues		Total Taxes for Rate Computation	1.82 879,369.20
General Administration (other)	103,100.00	State and Local Fiscal Assistance Act Utilized		Special District Taxes	
JUDICIARY		Sale of Acquired Property		Bank Corp. Taxes	
Municipal Courts	9,600.00	Other Miscellaneous Revenues	267,770.27	Added and Omitted Taxes	4,502.85
PUBLIC SAFETY		Total	1,065,332.81	Total Taxes Levied - ABSTRACT	877,522.05
Fire Protection	9,400.00	Prior Years Surplus Appropriated	147,000.00	Total Taxes Billed	878,770.81
Police Protection	3,000.00	REVENUES TOTAL	1,212,332.81	1991 TAXES COLLECTED	672,807.46
Civil Defense & Disaster Control	500.00	Reserve For Uncollected Taxes	98,585.41	1991 Taxes Cancelled, Abated or Adjusted	70,950.00
Environmental Inspection & Control	7,220.00	CAPITAL OUTLAY TOTAL	52,892.85	Transfer to Tax Title Liens or Foreclosed	
Other Public Safety				Balance Outstanding Dec. 31, 1991	135,013.35
PUBLIC WORKS				PRIOR YEARS TAXES OUTSTANDING	
Streets and Drainage	58,950.00	Public Enterprises		Balance January 1, 1991	77,880.01
Sewers and Sewage Processing	34,689.00	Recreation—Culture		Collected in 1991	29,121.88
Garbage and Trash Disposal		Public Works	37,019.46	Cancelled, Abated or Adjusted 1991	39,514.94
Public Buildings and Grounds	23,450.00	Buildings and Grounds	15,873.39	Transfers to Tax Title Liens or Foreclosed	
Other Public Works		Library and Education		Balance December 31, 1991	9,243.19
HEALTH and WELFARE		Conservation		TAX TITLE LIENS OUTSTANDING	
Health Services Except Environmental	72,072.00	All Other		Balance January 1, 1991	583.21
Welfare—Public Assistance	20,078.00	CAPITAL DEBT AUTHORIZED, DECEMBER 31, 1991		Transfer From Taxes	
Hospital, Clinics, First Aid		ISSUED AND UNISSUED		Redeemed in 1991	
Animal, Insect, & Rodent Control	3,250.00	GROSS DEBT		Cancelled, Abated or Adjusted (1991)	
Other Welfare Services		School		Transfers to Foreclosed Property	
RECREATION and CONSERVATION		Self-Liquidating		Balance December 31, 1991	583.21
Beaches and Boardwalks		Other	440,850	PROPERTY ACQUIRED BY DEED OR	
Parks, Playgrounds, Shade Trees		Total	440,850	FORECLOSURE	
Land Reclamation & Conservation		ISSUED AND OUTSTANDING		Balance January 1, 1991	
Other Recreational Services	1,000.00	School		Transfers From Taxes or Liens	
EDUCATION (excluding schools)		Self-Liquidating		Sale for Cash (1991)	
Libraries		Other	300,000.00	Cancelled, Abated or Adjusted (1991)	
Other Educational Services		Total	300,000.00	Balance December 31, 1991	
STATUTORY EXPENDITURES		EQUALIZED VALUATION BASIS		CURRENT FINANCES DECEMBER 31, 1991	
Pensions & F. L. C. A.	16,281.00	FOR NET DEBT COMPUTATION	42,353,237	ASSETS	
Employee Fringe Benefits	10,550.00	REAL PROPERTY VALUATIONS		Cash Dec. 31, 1991	1,132,880.92
Other Statutory Expenditures		Code Class # of Parcels % VAL'N		Taxes Receivable	144,256.54
CETA And Other Public Employment Programs		1 Vacant Land 59 4.39	2,585,900.00	Tax Title Liens	583.21
MUNICIPAL FUNCTIONS TOTAL	415,590.00	2 Residential 248 58.77	31,056,300.00	Foreclosed Property	
CAPITAL IMPROVEMENTS *MEMO*	10,600.00	3 Farm		Emergencies & Other Deferred Charges	18,000.00
DEBT SERVICE		4a Commercial 6 5.12	2,707,400.00	State and Federal Aid Receivable	9,256.41
Principal Payments	9,200.00	4b Industrial		Other Receivables	171,689.09
Interest Payments	16,400.00	4c Apartments 2 31.21	16,490,000.00	Total	1,476,666.17
DEFERRED CHARGES	6,063.18	Total 315	52,839,600.00	LIABILITIES, RESERVES, AND SURPLUS	
SCHOOL, COUNTY, SPECIAL DISTRICT TAXES	754,339.61	Land Area .20 Sq. Miles		Cash Liabilities	1,116,034.39
RESERVE FOR UNCOLLECTED TAXES	98,585.41	Net Valuation Taxable—Municipal	52,985,937	Reserves for Receivables	316,528.84
EXPENDITURES TOTAL	1,300,178.20	Net Valuation Taxable—County	45,956,076	Surplus Dec. 31, 1991	44,102.94
		State Equalized Valuation	47,986,627	Total	1,476,666.17
		State Equalization Ratio	110.45		

0614

Population 1980 53,753
 Population 1990 54,780
 S & P Rating AA
 Moody Rating AAA

General Tax Rate Per \$100.

2.65

State Equalized Tax Rate

2.37

VINELAND CITY - CUMBERLAND COUNTY
 Form of Government
 Mayor-Council Plan A (OMCL 50)
 Number of Members - 5

PER CAPITA:

Gross Debt 569.55
 Net Debt 189.32
 Debt Service 47.37
 Total Tax Levy 748.46
 Municipal Expenditures 542.47

PER CENT:

Gross Debt 2.02
 Net Debt .67
 Tax Levy Collected 92.95
 Tax Levy Cancelled, Abated or Adjusted .01

EXPENDITURES		REVENUES-REALIZED		1991 PROPERTY TAX	
GENERAL GOVERNMENT				STATE EQUALIZED TAX RATE	
Governing Body & Public Boards		1991 Property Taxes Collected	20,495,480.08	Local District School Taxes .95	16,045,852.00
Municipal Clerk		1991 Payments in Lieu of Taxes	161,700.00	Regional & Consolidated School Tax	
Financial Administration	342,725.20	Delinquent Tax & Lien Collections	2,438,655.49	School Taxes in Municipal Budget	.01 238,350.00
Assessment of Taxes	143,010.00	Business Personalty Replacement Taxes	867,622.92	County Taxes	.85 14,411,479.25
Collection of Taxes	209,193.00	Taxes from Public Utilities	2,252,904.00	County Library Taxes	
Planning, Housing & Development	113,108.00	Other Miscellaneous Tax Revenues	10,000.00	Local Municipal Purpose Taxes	.54 9,137,397.00
Human Resources	1,123,102.83	State Aid Revenues	7,141,537.34	Veteran & Senior Citizen Taxes	574,200.00
Elections	96,950.00	Federal Aid Revenues		Total Taxes for Rate Computation	2.35 40,407,278.25
General Administration (other)	3,680,252.73	State and Local Fiscal Assistance Act Utilized		Special District Taxes	1,167,500.00
JUDICIARY		Sale of Acquired Property	3,701.00	Bank Corp. Taxes	
Municipal Courts	277,345.37	Other Miscellaneous Revenues	3,902,424.17	Added and Omitted Taxes	
PUBLIC SAFETY		Total	37,274,025.00	Total Taxes Levied - ABSTRACT	41,000,578.25
Fire Protection	1,259,669.11	Prior Years Surplus Appropriated	4,809,040.38	Total Taxes Billed	22,050,389.71
Police Protection	4,971,079.04	REVENUES TOTAL	42,083,065.38	1991 TAXES COLLECTED	20,495,480.08
Civil Defense & Disaster Control	13,250.00	Reserve For Uncollected Taxes	2,858,496.06	1991 Taxes Cancelled, Abated or Adjusted	2,304.76
Environmental Inspection & Control	381,283.92	CAPITAL OUTLAY TOTAL	6,682,388.34	Transfer to Tax Title Liens or Foreclosed	47,336.69
Other Public Safety				Balance Outstanding Dec. 31, 1991	1,505,268.18
PUBLIC WORKS				PRIOR YEARS TAXES OUTSTANDING	
Streets and Drainage	1,830,420.70	Public Enterprises	479,287.66	Balance January 1, 1991	2,515,020.37
Sewers and Sewage Processing		Recreation-Culture		Collected in 1991	1,248,943.82
Garbage and Trash Disposal	225,350.00	Public Works	114,105.45	Cancelled, Abated or Adjusted 1991	36,661.33
Public Buildings and Grounds	619,942.80	Buildings and Grounds	6,088,995.23	Transfers to Tax Title Liens or Foreclosed	
Other Public Works		Library and Education		Balance December 31, 1991	1,229,415.22
HEALTH and WELFARE		Conservation		TAX TITLE LIENS OUTSTANDING	
Health Services Except Environmental	1,580,575.62	All Other		Balance January 1, 1991	296,938.74
Welfare-Public Assistance	159,335.00	CAPITAL DEBT AUTHORIZED, DECEMBER 31, 1991		Transfer From Taxes	47,336.69
Hospital, Clinics, First Aid		ISSUED AND UNISSUED		Redeemed in 1991	80,055.89
Animal, Insect, & Rodent Control	45,000.00	School	6,744,000.00	Cancelled, Abated or Adjusted (1991)	439.08
Other Welfare Services		Self-Liquidating	14,085,032	Transfers to Foreclosed Property	
RECREATION and CONSERVATION		Other	10,371,125	Balance December 31, 1991	263,780.46
Beaches and Boardwalks		Total	31,200,158	PROPERTY ACQUIRED BY DEED OR FORECLOSURE	
Parks, Playgrounds, Shade Trees	266,022.00	ISSUED AND OUTSTANDING		Balance January 1, 1991	675,736.00
Land Reclamation & Conservation	66,806.97	School	6,744,000.00	Transfers From Taxes or Liens	
Other Recreational Services	321,774.08	Self-Liquidating	11,972,000.00	Sale for Cash (1991)	3,701.00
EDUCATION (excluding schools)		Other	3,614,000.00	Cancelled, Abated or Adjusted (1991)	
Libraries	558,673.98	Total	22,330,000.00	Balance December 31, 1991	672,035.00
Other Educational Services		EQUALIZED VALUATION BASIS		CURRENT FINANCES DECEMBER 31, 1991	
STATUTORY EXPENDITURES		FOR NET DEBT COMPUTATION	1,546,018.510	ASSETS	
Pensions & F.I.C.A.	1,654,287.63	REAL PROPERTY VALUATIONS		Cash Dec. 31, 1991	6,488,638.51
Employee Fringe Benefits	1,891,051.20	Code Class # of Parcels % VAL'N		Taxes Receivable	2,734,683.40
Other Statutory Expenditures		1 Vacant Land 2481 3.80	56,480,200.00	Tax Title Liens	263,780.46
CETA And Other Public Employment Programs		2 Residential 12694 71.07	1,057,186,000.00	Foreclosed Property	672,035.00
MUNICIPAL FUNCTIONS TOTAL	21,830,209.18	3 Farm 1089 2.52	37,506,000.00	Emergencies & Other Deferred Charges	5,967,844.48
CAPITAL IMPROVEMENTS *MEMO*	125,000.00	4a Commercial 1172 16.29	242,343,600.00	State and Federal Aid Receivable	6,175,642.11
DEBT SERVICE		4b Industrial 85 3.23	48,003,200.00	Other Receivables	132,865.37
Principal Payments	2,075,435.14	4c Apartments 68 3.09	45,954,300.00	Total	22,435,489.33
Interest Payments	519,170.50	Total	1,487,473,300.00	LIABILITIES, RESERVES, AND SURPLUS	
TYPE I SCHL DEBT *MEMO*	1,242,112.50	Land Area 69.50 Sq. Miles		Cash Liabilities	12,696,732.31
DEFERRED CHARGES	2,432,951.68	Net Valuation Taxable-Municipal	1,507,255,556	Reserves for Receivables	3,803,364.23
SCHOOL COUNTY, SPECIAL DISTRICT TAXES	31,863,131.25	Net Valuation Taxable-County	1,617,285,239	Surplus Dec. 31, 1991	5,935,392.79
RESERVE FOR UNCOLLECTED TAXES	2,858,496.06	State Equalized Valuation	1,683,250,496	Total	22,435,489.33
EXPENDITURES TOTAL	61,579,493.81	State Equalization Ratio	89.42		

0434
 Population 1980 12,919
 Population 1990 24,559
 S & P Rating
 Moody Rating A1

General Tax Rate Per \$100. 2.95
 State Equalized Tax Rate 2.35

VOORHEES TOWNSHIP - CAMDEN COUNTY
 Form of Government
 Township Committee
 Number of Members - 5

PER CAPITAL:
 Gross Debt 2,884.46
 Net Debt 1,009.10
 Debt Service 55.45
 Total Tax Levy 1,757.38
 Municipal Expenditures 525.89

PER CENT:
 Gross Debt 4.36
 Net Debt 1.53
 Tax Levy Collected 94.51
 Tax Levy Cancelled, Abated or Adjusted .95

EXPENDITURES		REVENUES-REALIZED		1991 PROPERTY TAX	
GENERAL GOVERNMENT				STATE EQUALIZED TAX RATE	
Governing Body & Public Boards		1991 Property Taxes Collected	40,882,227.43	Local District School Taxes	.87 14,819,221.50
Municipal Clerk		1991 Payments in Lieu of Taxes	124,836.00	Regional & Consolidated School Tax	.32 5,408,942.00
Financial Administration	130,652.00	Delinquent Tax & Lien Collections	1,468,992.63	School Taxes in Municipal Budget	
Assessment of Taxes	155,439.08	Business Personalty Replacement Taxes	150,478.32	County Taxes	.86 14,642,563.69
Collection of Taxes	122,682.76	Taxes from Public Utilities	1,474,501.00	County Library Taxes	.03 445,495.43
Planning, Housing & Development	345,014.44	Other Miscellaneous Tax Revenues		Local Municipal Purpose Taxes	.27 4,666,420.00
Human Resources	124,029.73	State Aid Revenues	1,168,911.12	Veteran & Senior Citizen Taxes	
Elections	11,323.99	Federal Aid Revenues		Total Taxes for Rate Computation	2.35 40,071,642.62
General Administration (other)	885,326.69	State and Local Fiscal Assistance Act Utilized		Special District Taxes	
JUDICIARY		Sale of Acquired Property		Bank Corp. Taxes	
Municipal Courts	161,663.39	Other Miscellaneous Revenues	2,335,718.22	Added and Omitted Taxes	
PUBLIC SAFETY		Total	47,605,664.72	Total Taxes Levied - ABSTRACT	43,159,412.26
Fire Protection	17,674.42	Prior Years Surplus Appropriated	2,479,708.13	Total Taxes Billed	43,254,816.59
Police Protection	2,211,059.07	REVENUES TOTAL	50,085,372.85	1991 TAXES COLLECTED	40,882,227.43
Civil Defense & Disaster Control	5,535.35	Reserve For Uncollected Taxes	2,722,901.00	1991 Taxes Cancelled, Abated or Adjusted	409,361.88
Environmental Inspection & Control	323,597.54	CAPITAL OUTLAY TOTAL	2,095,862.84	Transfer to Tax Title Liens or Foreclosed	121,014.11
Other Public Safety				Balance Outstanding Dec. 31, 1991	1,842,213.17
PUBLIC WORKS				PRIOR YEARS TAXES OUTSTANDING	
Streets and Drainage	757,979.58	Public Enterprises	788,764.72	Balance January 1, 1991	1,674,692.16
Sewers and Sewage Processing		Recreation-Culture	235,482.07	Collected in 1991	1,308,153.40
Garbage and Trash Disposal	1,250,163.00	Public Works	569,396.09	Cancelled, Abated or Adjusted 1991	131,798.02
Public Buildings and Grounds	185,535.83	Buildings and Grounds	502,219.96	Transfers to Tax Title Liens or Foreclosed	162,930.53
Other Public Works	141,000.00	Library and Education		Balance December 31, 1991	71,810.21
HEALTH and WELFARE		Conservation		TAX TITLE LIENS OUTSTANDING	
Health Services Except Environmental	41,237.91	All Other		Balance January 1, 1991	82,531.82
Welfare-Public Assistance	9,314.48	CAPITAL DEBT AUTHORIZED, DECEMBER 31, 1991		Transfer From Taxes	295,947.28
Hospital, Clinics, First Aid		ISSUED AND UNISSUED GROSS DEBT NET DEBT		Redeemed in 1991	160,839.23
Animal, Insect, & Rodent Control		School 44,388,261		Cancelled, Abated or Adjusted (1991)	
Other Welfare Services		Self-Liquidating 7,303,753	6,543,192	Transfers to Foreclosed Property	
RECREATION and CONSERVATION		Other 19,147,420	18,239,261	Balance December 31, 1991	217,639.87
Beaches and Boardwalks		Total 70,839,434	24,782,453	PROPERTY ACQUIRED BY DEED OR FORECLOSURE	
Parks, Playgrounds, Shade Trees	251,661.01	ISSUED AND OUTSTANDING		Balance January 1, 1991	2,795.00
Land Reclamation & Conservation	24,476.81	School 36,393,261.69		Transfers From Taxes or Liens	
Other Recreational Services	40,557.28	Self-Liquidating 7,271,250.00		Sale for Cash (1991)	
EDUCATION (excluding schools)		Other 12,576,760.00		Cancelled, Abated or Adjusted (1991)	
Libraries		Total 56,241,271.69		Balance December 31, 1991	2,795.00
Other Educational Services	83,619.00	EQUALIZED VALUATION BASIS FOR NET DEBT COMPUTATION	1,623,060,261	CURRENT FINANCES DECEMBER 31, 1991	
STATUTORY EXPENDITURES		REAL PROPERTY VALUATIONS		ASSETS	
Pensions & F. I. C. A.	696,025.68	Code Class # of Parcels % VAL'N		Cash Dec. 31, 1991	7,735,353.02
Employee Fringe Benefits	568,801.45	1 Vacant Land 1044 5.34	72,015,502.00	Taxes Receivable	1,914,023.38
Other Statutory Expenditures	1.00	2 Residential 6953 63.88	861,996,143.00	Tax Title Liens	217,639.87
CETA And Other Public Employment Programs		3 Farm 35 .06	837,706.00	Foreclosed Property	2,795.00
MUNICIPAL FUNCTIONS TOTAL	8,549,371.49	4a Commercial 340 24.13	325,634,600.00	Emergencies & Other Deferred Charges	20,173.72
CAPITAL IMPROVEMENTS *MEMO*	56,500.00	4b Industrial 37 2.17	29,311,700.00	State and Federal Aid Receivable	24,363.34
DEBT SERVICE		4c Apartments 14 4.42	59,626,000.00	Other Receivables	94,181.72
Principal Payments	600,000.00	Total 3423	1,349,421,651.00	Total	10,008,530.05
Interest Payments	761,902.27	Land Area 11.61 Sq. Miles		LIABILITIES, RESERVES, AND SURPLUS	
DEFERRED CHARGES	281,124.92	Net Valuation Taxable-Municipal	1,357,118,193	Cash Liabilities	3,747,846.63
SCHOOL COUNTY, SPECIAL DISTRICT TAXES	37,161,809.66	Net Valuation Taxable-County	1,734,431,234	Reserves for Receivables	2,228,639.97
RESERVE FOR UNCOLLECTED TAXES	2,722,901.00	State Equalized Valuation	1,704,015,399	Surplus Dec. 31, 1991	4,032,043.45
EXPENDITURES TOTAL	50,077,109.34	State Equalization Ratio	79.55	Total	10,008,530.05

0264
Population 1980 10,802
Population 1990 9,757
S & P Rating
Moody Rating A

General Tax Rate Per \$100. 2.27
State Equalized Tax Rate 2.11

WALDWICK BOROUGH - BERGEN COUNTY
Form of Government
Borough Council
Number of Members - 6

PER CAPITA:
Gross Debt 551.18
Net Debt 362.22
Debt Service 66.88
Total Tax Levy 1,552.61
Municipal Expenditures 745.45

PER CENT:
Gross Debt .72
Net Debt .47
Tax Levy Collected 98.03
Tax Levy Cancelled, Abated or Adjusted .08

EXPENDITURES		REVENUES-REALIZED		1991 PROPERTY TAX	
GENERAL GOVERNMENT				STATE EQUALIZED TAX RATE 1.42	
Governing Body & Public Boards		1991 Property Taxes Collected	14,904,295.00	Local District School Taxes	10,242,412.50
Municipal Clerk		1991 Payments in Lieu of Taxes		Regional & Consolidated School Tax	
Financial Administration	72,729.00	Delinquent Tax & Lien Collections	223,146.00	School Taxes in Municipal Budget	
Assessment of Taxes	44,285.00	Business Personalty Replacement Taxes	38,000.00	County Taxes	1,822,680.75
Collection of Taxes	62,770.00	Taxes from Public Utilities	2,352,538.00	County Library Taxes	
Planning, Housing & Development	15,041.00	Other Miscellaneous Tax Revenues		Local Municipal Purpose Taxes	3,068,338.00
Human Resources	41,059.00	State Aid Revenues	557,444.00	Veteran & Senior Citizen Taxes	99,400.00
Elections	2,400.00	Federal Aid Revenues		Total Taxes for Rate Computation	15,232,831.25
General Administration (other)	591,799.00	State and Local Fiscal Assistance Act Utilized		Special District Taxes	
JUDICIARY		Sale of Acquired Property		Bank Corp. Taxes	
Municipal Courts	74,990.00	Other Miscellaneous Revenues	784,685.00	Added and Omitted Taxes	15,421.00
PUBLIC SAFETY		Total	18,910,108.00	Total Taxes Levied - ABSTRACT	15,148,852.25
Fire Protection	71,550.00	Prior Years Surplus Appropriated	465,000.00	Total Taxes Billed	15,203,388.00
Police Protection	1,191,617.00	REVENUES TOTAL	19,375,108.00	1991 TAXES COLLECTED	14,904,295.00
Civil Defense & Disaster Control	50.00	Reserve For Uncollected Taxes	362,536.00	1991 Taxes Cancelled, Abated or Adjusted	12,477.00
Environmental Inspection & Control	63,307.00	CAPITAL OUTLAY TOTAL	1,245,884.00	Transfer to Tax Title Liens or Foreclosed	48,948.00
Other Public Safety				Balance Outstanding Dec. 31, 1991	237,668.00
PUBLIC WORKS				PRIOR YEARS TAXES OUTSTANDING	
Streets and Drainage	527,525.00	Public Enterprises	687,514.00	Balance January 1, 1991	225,899.00
Sewers and Sewage Processing	1,595,186.00	Recreation-Culture		Collected in 1991	223,146.00
Garbage and Trash Disposal	830,988.00	Public Works	247,108.00	Cancelled, Abated or Adjusted 1991	
Public Buildings and Grounds	89,845.00	Buildings and Grounds	311,262.00	Transfers to Tax Title Liens or Foreclosed	6,384.00
Other Public Works	24,890.00	Library and Education		Balance December 31, 1991	369.00
HEALTH and WELFARE		Conservation		TAX TITLE LIENS OUTSTANDING	
Health Services Except Environmental		All Other		Balance January 1, 1991	97,094.00
Welfare-Public Assistance	2,630.00	CAPITAL DEBT AUTHORIZED, DECEMBER 31, 1991		Transfer From Taxes	56,136.00
Hospital, Clinics, First Aid		ISSUED AND UNISSUED		Redeemed in 1991	
Animal, Insect, & Rodent Control	3,912.00	School	895,000.00	Cancelled, Abated or Adjusted (1991)	
Other Welfare Services		Self-Liquidating	895,850.00	Transfers to Foreclosed Property	
RECREATION and CONSERVATION		Other	3,586,999.00	Balance December 31, 1991	153,230.00
Beaches and Boardwalks		Total	5,377,849.00	PROPERTY ACQUIRED BY DEED OR FORECLOSURE	
Parks, Playgrounds, Shade Trees	65,137.00			Balance January 1, 1991	35,510.00
Land Reclamation & Conservation	66,758.00	ISSUED AND OUTSTANDING		Transfers From Taxes or Liens	
Other Recreational Services	7,250.00	School	895,000.00	Sale for Cash (1991)	
EDUCATION (excluding schools)		Self-Liquidating	184,700.00	Cancelled, Abated or Adjusted (1991)	
Libraries	260,000.00	Other	3,586,999.00	Balance December 31, 1991	35,510.00
Other Educational Services		Total	4,666,699.00	CURRENT FINANCES DECEMBER 31, 1991	
STATUTORY EXPENDITURES		EQUALIZED VALUATION BASIS		ASSETS	
Pensions & F. I. C. A.	333,409.00	FOR NET DEBT COMPUTATION	746,545,538	Cash Dec. 31, 1991	2,662,712.00
Employee Fringe Benefits	212,064.00	REAL PROPERTY VALUATIONS		Taxes Receivable	238,037.00
Other Statutory Expenditures		Code Class # of Parcels % VAL'N ASSESSED VALUATION		Tax Title Liens	153,230.00
CETA And Other Public Employment Programs		1 Vacant Land 136 .88 5,865,500.00		Foreclosed Property	35,510.00
MUNICIPAL FUNCTIONS TOTAL	6,251,191.06	2 Residential 3228 87.15 582,386,400.00		Emergencies & Other Deferred Charges	4,800.00
CAPITAL IMPROVEMENTS * MEMO *		3 Farm 4 .04 265,300.00		State and Federal Aid Receivable	36,702.00
DEBT SERVICE		4a Commercial 117 9.08 53,972,500.00		Other Receivables	56,714.00
Principal Payments	370,000.00	4b Industrial 23 3.35 25,749,400.00		Total	3,187,705.00
Interest Payments	282,542.00	4c Apartments		LIABILITIES, RESERVES, AND SURPLUS	
DEFERRED CHARGES	7,079.00	Total 3508 669,239,100.00		Cash Liabilities	1,689,414.00
SCHOOL, COUNTY, SPECIAL DISTRICT TAXES	12,065,093.25	Land Area 2.40 Sq. Miles		Reserves for Receivables	483,491.00
RESERVE FOR UNCOLLECTED TAXES	362,536.00	Net Valuation Taxable-Municipal	669,073,424	Surplus Dec. 31, 1991	1,014,800.00
EXPENDITURES TOTAL	19,338,441.31	Net Valuation Taxable-County	767,906,386		
		State Equalized Valuation	721,074,785		
		State Equalization Ratio	92.73		

1352

Population 1980 18,952
 Population 1990 20,244
 S & P Rating
 Moody Rating A

General Tax Rate Per \$100.

1.66

State Equalized Tax Rate

1.71

WALL TOWNSHIP - MONMOUTH COUNTY
 Form of Government
 Township Committee
 Number of Members - 5

PER CAPITA:

Gross Debt 1,601.02
 Net Debt 1,118.25
 Debt Service 74.59
 Total Tax Levy 1,636.23
 Municipal Expenditures 678.96

PER CENT:

Gross Debt 1.72
 Net Debt 1.20
 Tax Levy Collected 92.88
 Tax Levy Cancelled, Abated or Adjusted

EXPENDITURES		REVENUES-REALIZED		1991 PROPERTY TAX	
GENERAL GOVERNMENT				STATE EQUALIZED TAX RATE	
Governing Body & Public Boards				Local District School Taxes	17,494,288.00
Municipal Clerk				Regional & Consolidated School Tax	
Financial Administration	76,823.00	1991 Property Taxes Collected		School Taxes in Municipal Budget	
Assessment of Taxes	132,569.00	1991 Payments in Lieu of Taxes		County Taxes	* 7,955,480.25
Collection of Taxes	105,855.00	Delinquent Tax & Lien Collections		County Library Taxes	289,661.97
Planning, Housing & Development	395,999.00	Business Personalty Replacement Taxes		Local Municipal Purpose Taxes	6,550,074.00
Human Resources	226,454.00	Taxes from Public Utilities		Veteran & Senior Citizen Taxes	160,450.00
Elections	3,500.00	Other Miscellaneous Tax Revenues		Total Taxes for Rate Computation	32,449,954.22
General Administration (other)	684,564.00	State Aid Revenues		Special District Taxes	648,378.00
JUDICIARY		Federal Aid Revenues		Bank Corp. Taxes	
Municipal Courts	200,417.00	State and Local Fiscal Assistance Act Utilized		Added and Omitted Taxes	186,003.35
PUBLIC SAFETY		Sale of Acquired Property		Total Taxes Levied - ABSTRACT	33,123,885.57
Fire Protection		Other Miscellaneous Revenues		Total Taxes Billed	33,123,885.57
Police Protection	3,336,555.66	Prior Years Surplus Appropriated		1991 TAXES COLLECTED	30,763,971.07
Civil Defense & Disaster Control		REVENUES TOTAL		1991 Taxes Cancelled, Abated or Adjusted	
Environmental Inspection & Control	216,374.00	Reserve For Uncollected Taxes		Transfer to Tax Title Liens or Foreclosed	
Other Public Safety		CAPITAL OUTLAY TOTAL		Balance Outstanding Dec. 31, 1991	2,359,914.50
PUBLIC WORKS				PRIOR YEARS TAXES OUTSTANDING	
Streets and Drainage	629,301.00	Public Enterprises		Balance January 1, 1991	1,694,312.47
Sewers and Sewage Processing	420,327.00	Recreation-Culture		Collected in 1991	1,658,530.09
Garbage and Trash Disposal	1,376,213.00	Public Works		Cancelled, Abated or Adjusted 1991	
Public Buildings and Grounds	197,080.00	Buildings and Grounds		Transfers to Tax Title Liens or Foreclosed	
Other Public Works		Library and Education		Balance December 31, 1991	35,782.38
HEALTH and WELFARE		Conservation		TAX TITLE LIENS OUTSTANDING	
Health Services Except Environmental	31,898.00	All Other		Balance January 1, 1991	818,455.74
Welfare-Public Assistance	9,273.00	CAPITAL DEBT AUTHORIZED, DECEMBER 31, 1991		Transfer From Taxes	
Hospital, Clinics, First Aid		ISSUED AND UNISSUED GROSS DEBT NET DEBT		Redeemed in 1991	158,740.68
Animal, Insect, & Rodent Control	13,400.00	School 4,095,000		Cancelled, Abated or Adjusted (1991)	
Other Welfare Services		Self-Liquidating 11,159,099		Transfers to Foreclosed Property	
RECREATION and CONSERVATION		Other 17,156,933		Balance December 31, 1991	659,715.06
Beaches and Boardwalks		Total 32,411,032		PROPERTY ACQUIRED BY DEED OR FORECLOSURE	
Parks, Playgrounds, Shade Trees	169,300.00	ISSUED AND OUTSTANDING		Balance January 1, 1991	301,000.00
Land Reclamation & Conservation		School 4,095,000.00		Transfers From Taxes or Liens	
Other Recreational Services	1,350.00	Self-Liquidating 6,136,300.00		Sale for Cash (1991)	
EDUCATION (excluding schools)		Other 14,446,850.00		Cancelled, Abated or Adjusted (1991)	
Libraries		Total 24,678,150.00		Balance December 31, 1991	301,000.00
Other Educational Services	3,800.00	EQUALIZED VALUATION BASIS		CURRENT FINANCES DECEMBER 31, 1991	
STATUTORY EXPENDITURES		FOR NET DEBT COMPUTATION		ASSETS	
Pensions & F. I. C. A.	1,069,096.91	REAL PROPERTY VALUATIONS		Cash Dec. 31, 1991	5,562,160.33
Employee Fringe Benefits	500,000.00	Code Class # of Parcels % VAL'N ASSESSED VALUATION		Taxes Receivable	2,395,696.88
Other Statutory Expenditures		1 Vacant Land 1298 8.24 159,091,500.00		Tax Title Liens	659,715.06
CETA And Other Public Employment Programs		2 Residential 6572 66.38 1,282,293,100.00		Foreclosed Property	301,000.00
MUNICIPAL FUNCTIONS TOTAL	9,800,154.57	3 Farm 169 1.78 34,350,100.00		Emergencies & Other Deferred Charges	140,000.00
CAPITAL IMPROVEMENTS *MEMO*	128,000.00	4a Commercial 497 15.94 307,923,000.00		State and Federal Aid Receivable	1,134.12
DEBT SERVICE		4b Industrial 75 6.76 130,509,800.00		Other Receivables	112,613.10
Principal Payments	650,050.00	4c Apartments 7 .91 17,524,900.00		Total	9,172,319.49
Interest Payments	860,022.32	Total 8618 1,931,692,400.00		LIABILITIES, RESERVES, AND SURPLUS	
DEFERRED CHARGES	269,573.43	Land Area 31.01 Sq. Miles		Cash Liabilities	4,814,347.47
SCHOOL, COUNTY, SPECIAL DISTRICT TAXES	26,337,808.22	Net Valuation Taxable-Municipal		Reserves for Receivables	3,529,025.04
RESERVE FOR UNCOLLECTED TAXES	2,165,004.00	Net Valuation Taxable-County		Surplus Dec. 31, 1991	828,946.98
EXPENDITURES TOTAL	40,132,617.54	State Equalized Valuation		Total	9,172,319.49
		State Equalization Ratio			

0265
Population 1980 10,741
Population 1990 10,828
S & P Rating
Moody Rating A

General Tax Rate Per \$100.
1.47
State Equalized Tax Rate
1.69

WALLINGTON BOROUGH - BERGEN CO.
Form of Government
Borough Council
Number of Members - 6

PER CAPITA:
Gross Debt 285.96
Net Debt 200.84
Debt Service 33.17
Total Tax Levy 859.19
Municipal Expenditures 453.97
PER CENT:
Gross Debt .54
Net Debt .38
Tax Levy Collected 94.76
Tax Levy Cancelled, Abated or Adjusted 1.18

EXPENDITURES		REVENUES-REALIZED		1991 PROPERTY TAX	
GENERAL GOVERNMENT		1991 Property Taxes Collected		STATE EQUALIZED TAX RATE	
Governing Body & Public Boards		1991 Payments in Lieu of Taxes	9,950,662.68	Local District School Taxes	.96
Municipal Clerk		Delinquent Tax & Lien Collections	236,539.73	Regional & Consolidated School Tax	
Financial Administration	37,600.00	Business Personalty Replacement Taxes	120,404.60	School Taxes in Municipal Budget	
Assessment of Taxes	6,525.00	Taxes from Public Utilities	367,643.00	County Taxes	.25
Collection of Taxes	75,800.00	Other Miscellaneous Tax Revenues		County Library Taxes	
Planning, Housing & Development	15,500.00	State Aid Revenues	1,160,730.85	Local Municipal Purpose Taxes	.47
Human Resources	86,224.00	Federal Aid Revenues		Veteran & Senior Citizen Taxes	
Elections	2,550.25	State and Local Fiscal Assistance Act Utilized		Total Taxes for Rate Computation	1.68
General Administration (other)	343,462.13	Sale of Acquired Property		Special District Taxes	
JUDICIARY		Other Miscellaneous Revenues	641,716.45	Bank Corp. Taxes	
Municipal Courts	46,877.39	Total	11,477,697.31	Added and Omitted Taxes	12,142.35
PUBLIC SAFETY		Prior Years Surplus Appropriated		Total Taxes Levied - ABSTRACT	9,303,356.84
Fire Protection	82,620.00	REVENUES TOTAL	11,477,697.31	Total Taxes Billed	9,446,080.84
Police Protection	983,642.75	Reserve For Uncollected Taxes	355,950.62	1991 TAXES COLLECTED	8,950,662.68
Civil Defense & Disaster Control	350.00	CAPITAL OUTLAY TOTAL	33,212.77	1991 Taxes Cancelled, Abated or Adjusted	111,361.37
Environmental Inspection & Control	18,750.00	Public Enterprises		Transfer to Tax Title Liens or Foreclosed	39,334.26
Other Public Safety		Recreation-Culture	143.00	Balance Outstanding Dec. 31, 1991	344,722.53
PUBLIC WORKS		Public Works	135.00	PRIOR YEARS TAXES OUTSTANDING	
Streets and Drainage	208,800.00	Buildings and Grounds	22,959.00	Balance January 1, 1991	209,543.09
Sewers and Sewage Processing	585,557.24	Library and Education	10,974.87	Collected in 1991	209,543.09
Garbage and Trash Disposal	699,000.00	Conservation		Cancelled, Abated or Adjusted 1991	
Public Buildings and Grounds	72,730.00	All Other		Transfers to Tax Title Liens or Foreclosed	
Other Public Works		CAPITAL DEBT AUTHORIZED, DECEMBER 31, 1991		Balance December 31, 1991	
HEALTH and WELFARE		ISSUED AND UNISSUED		TAX TITLE LIENS OUTSTANDING	
Health Services Except Environmental	57,920.00	School	482,000.00	Balance January 1, 1991	304,125.00
Welfare-Public Assistance	9,225.00	Self-Liquidating	639,728	Transfer From Taxes	39,334.26
Hospital, Clinics, First Aid		Other	2,174,649	Redeemed in 1991	26,996.64
Animal, Insect, & Rodent Control		Total	3,096,377	Cancelled, Abated or Adjusted (1991)	65,349.44
Other Welfare Services		ISSUED AND OUTSTANDING		Transfers to Foreclosed Property	
RECREATION and CONSERVATION		School	482,000.00	Balance December 31, 1991	251,113.18
Beaches and Boardwalks		Self-Liquidating	145,100.00	PROPERTY ACQUIRED BY DEED OR	
Parks, Playgrounds, Shade Trees	2,500.00	Other	1,643,907.00	FORECLOSURE	
Land Reclamation & Conservation	13,357.17	Total	2,271,007.00	Balance January 1, 1991	13,950.00
Other Recreational Services	25,500.00	EQUALIZED VALUATION BASIS		Transfers From Taxes or Liens	
EDUCATION (excluding schools)		FOR NET DEBT COMPUTATION	572,086,066	Sale for Cash (1991)	
Libraries	224,100.00	REAL PROPERTY VALUATIONS		Cancelled, Abated or Adjusted (1991)	
Other Educational Services		Code Class # of Parcels % VAL'N	ASSESSED VALUATION	Balance December 31, 1991	13,950.00
STATUTORY EXPENDITURES		1 Vacant Land 68 .99	6,275,800.00	CURRENT FINANCES DECEMBER 31, 1991	
Pensions & F. L. C. A.	226,900.00	2 Residential 2091 73.26	464,489,525.00	ASSETS	
Employee Fringe Benefits	272,000.00	3 Farm		Cash Dec. 31, 1991	1,244,677.14
Other Statutory Expenditures		4a Commercial 165 8.74	55,395,800.00	Taxes Receivable	344,722.53
CETA And Other Public Employment Programs		4b Industrial 41 8.44	53,517,500.00	Tax Title Liens	251,113.18
MUNICIPAL FUNCTIONS TOTAL	4,097,490.93	4c Apartments 29 8.57	54,347,400.00	Foreclosed Property	13,950.00
CAPITAL IMPROVEMENTS * M.E.M.O.	15,000.00	Total	634,023,025.00	Emergencies & Other Deferred Charges	76,355.94
DEBT SERVICE		Land Area 1.00 Sq. Miles		State and Federal Aid Receivable	230,172.00
Principal Payments	210,111.00	Net Valuation Taxable-Municipal	635,396,959	Other Receivables	25,704.40
Interest Payments	149,000.00	Net Valuation Taxable-County	592,625,358	Total	2,186,695.18
DEFERRED CHARGES	103,031.00	State Equalized Valuation	552,554,125	LIABILITIES, RESERVES, AND SURPLUS	
SCHOOL, COUNTY, SPECIAL DISTRICT TAXES	6,703,739.67	State Equalization Ratio	115.03	Cash Liabilities	783,893.11
RESERVE FOR UNCOLLECTED TAXES	355,950.62			Reserves for Receivables	635,490.11
EXPENDITURES TOTAL	11,619,323.22			Surplus Dec. 31, 1991	767,311.97

1923
Population 1980 150
Population 1990 67
S & P Rating
Moody Rating

General Tax Rate Per \$100.

State Equalized Tax Rate

.42

.42

WALPACK TOWNSHIP - SUSSEX COUNTY
Form of Government
Township Committee
Number of Members - 3

PER CAPITA:

Gross Debt 16.33
Net Debt
Debt Service
Total Tax Levy 184.74
Municipal Expenditures 2,324.18

PER CENT:

Gross Debt .04
Net Debt
Tax Levy Collected 96.65
Tax Levy Cancelled, Abated or Adjusted .31

EXPENDITURES		REVENUES-REALIZED		1991 PROPERTY TAX	
GENERAL GOVERNMENT				STATE EQUALIZED TAX RATE	
Governing Body & Public Boards				Local District School Taxes	
Municipal Clerk			10,575.40	Regional & Consolidated School Tax	
Financial Administration	14,050.00	1991 Property Taxes Collected		School Taxes in Municipal Budget	
Assessment of Taxes	4,025.00	1991 Payments in Lieu of Taxes		County Taxes	.45 *
Collection of Taxes	4,450.00	Delinquent Tax & Lien Collections		County Library Taxes	.03
Planning, Housing & Development		Business Personalty Replacement Taxes	2,350.72	Local Municipal Purpose Taxes	
Human Resources		Taxes from Public Utilities	33,639.00	Veteran & Senior Citizen Taxes	
Elections		Other Miscellaneous Tax Revenues		Total Taxes for Rate Computation	.48
General Administration (other)	40,300.00	State Aid Revenues		Special District Taxes	
JUDICIARY		Federal Aid Revenues		Bank Corp. Taxes	
Municipal Courts		State and Local Fiscal Assistance Act Utilized		Added and Omitted Taxes	
PUBLIC SAFETY		Sale of Acquired Property		Total Taxes Levied - ABSTRACT	12,377.78
Fire Protection		Other Miscellaneous Revenues	95,277.65	Total Taxes Billed	10,942.03
Police Protection	2,000.00	Total	147,342.77	1991 TAXES COLLECTED	10,575.40
Civil Defense & Disaster Control	500.00	Prior Years Surplus Appropriated	140,029.00	1991 Taxes Cancelled, Abated or Adjusted	33.52
Environmental Inspection & Control	1,100.00	REVENUES TOTAL	287,371.77	Transfer to Tax Title Liens or Foreclosed	
Other Public Safety		Reserve For Uncollected Taxes	945.00	Balance Outstanding Dec. 31, 1991	333.11
PUBLIC WORKS		CAPITAL OUTLAY TOTAL		PRIOR YEARS TAXES OUTSTANDING	
Streets and Drainage	20,000.00	Public Enterprises		Balance January 1, 1991	237.82
Sewers and Sewage Processing		Recreation—Culture		Collected in 1991	237.82
Garbage and Trash Disposal		Public Works		Cancelled, Abated or Adjusted 1991	
Public Buildings and Grounds	7,200.00	Buildings and Grounds		Transfers to Tax Title Liens or Foreclosed	
Other Public Works		Library and Education		Balance December 31, 1991	
HEALTH and WELFARE		Conservation		TAX TITLE LIENS OUTSTANDING	
Health Services Except Environmental	1,000.00	All Other		Balance January 1, 1991	
Welfare-Public Assistance	3,500.00	CAPITAL DEBT AUTHORIZED, DECEMBER 31, 1991		Transfer From Taxes	
Hospital, Clinics, First Aid		ISSUED AND UNISSUED		Redeemed in 1991	
Animal, Insect, & Rodent Control	550.00	School	1,094	Cancelled, Abated or Adjusted (1991)	
Other Welfare Services		Self-Liquidating		Transfers to Foreclosed Property	
RECREATION and CONSERVATION		Other		Balance December 31, 1991	
Beaches and Boardwalks		Total	1,094	PROPERTY ACQUIRED BY DEED OR	
Parks, Playgrounds, Shade Trees				FORECLOSURE	
Land Reclamation & Conservation		ISSUED AND OUTSTANDING		Balance January 1, 1991	
Other Recreational Services		School	1,094.74	Transfers From Taxes or Liens	
EDUCATION (excluding schools)		Self-Liquidating		Sale for Cash (1991)	
Libraries		Other		Cancelled, Abated or Adjusted (1991)	
Other Educational Services	25,000.00	Total	1,094.74	Balance December 31, 1991	
STATUTORY EXPENDITURES		EQUALIZED VALUATION BASIS		CURRENT FINANCES DECEMBER 31, 1991	
Pensions & F. I. C. A.	13,000.00	FOR NET DEBT COMPUTATION	2,486.033	ASSETS	
Employee Fringe Benefits	18,000.00	REAL PROPERTY VALUATIONS		Cash Dec. 31, 1991	1,116,202.93
Other Statutory Expenditures	100.00	Code Class # of Parcels % VAL'N		Taxes Receivable	333.11
CETA And Other Public Employment Programs		1 Vacant Land 12 10.63	266,900.00	Tax Title Liens	
MUNICIPAL FUNCTIONS TOTAL	154,775.00	2 Residential 11 35.20	883,850.00	Foreclosed Property	
CAPITAL IMPROVEMENTS * MEMO*	5,000.00	3 Farm 10 16.33	410,050.00	Emergencies & Other Deferred Charges	
DEBT SERVICE		4a Commercial 2 37.84	950,100.00	State and Federal Aid Receivable	
Principal Payments		4b Industrial		Other Receivables	193.81
Interest Payments		4c Apartments		Total	1,116,729.85
DEFERRED CHARGES		Total 35	2,510,900.00	LIABILITIES, RESERVES, AND SURPLUS	
SCHOOL, COUNTY, SPECIAL DISTRICT TAXES	12,377.78	Land Area 24.10 Sq. Miles		Cash Liabilities	133,241.07
RESERVE FOR UNCOLLECTED TAXES	945.00	Net Valuation Taxable-Municipal	2,611,453	Reserves for Receivables	526.92
EXPENDITURES TOTAL	163,097.78	Net Valuation Taxable-County	3,174,541	Surplus Dec. 31, 1991	982,961.86
		State Equalized Valuation	2,592,761	Total	1,116,729.85
		State Equalization Ratio	100.75		

1613

Population 1980 10,025
 Population 1990 9,711
 S & P Rating
 Moody Rating BAA1

General Tax Rate Per \$100. 2.25
 State Equalized Tax Rate 2.50

WANAQUE BOROUGH - PASSAIC COUNTY
 Form of Government
 Borough Council
 Number of Members - 6

PER CAPITA: PER CENT:
 Gross Debt 664.66 Gross Debt 1.23
 Net Debt 450.56 Net Debt .83
 Debt Service 42.36 Tax Levy Collected 98.51
 Total Tax Levy 1,326.01 Tax Levy Cancelled, Abated
 Municipal Expenditures 621.70 or Adjusted

EXPENDITURES		REVENUES-REALIZED		1991 PROPERTY TAX	
GENERAL GOVERNMENT		1991 Property Taxes Collected		STATE EQUALIZED TAX RATE	
Governing Body & Public Boards			12,718,205.39	Local District School Taxes	.28 4,529,044.00
Municipal Clerk		1991 Payments in Lieu of Taxes		Regional & Consolidated School Tax	.44 2,266,022.05
Financial Administration	101,922.47	Delinquent Tax & Lien Collections	207,321.49	School Taxes in Municipal Budget	
Assessment of Taxes	114,099.95	Business Personalty Replacement Taxes	114,261.10	County Taxes	.46 2,376,157.68
Collection of Taxes	70,171.59	Taxes from Public Utilities	515,620.00	County Library Taxes	
Planning, Housing & Development	70,124.91	Other Miscellaneous Tax Revenues		Local Municipal Purpose Taxes	.71 3,634,682.00
Human Resources	64,077.39	State Aid Revenues	484,702.27	Veteran & Senior Citizen Taxes	93,900.00
Elections	9,330.00	Federal Aid Revenues		Total Taxes for Rate Computation	2.49 12,900,405.73
General Administration (other)	590,524.18	State and Local Fiscal Assistance Act Utilized		Special District Taxes	
JUDICIARY		Sale of Acquired Property		Bank Corp. Taxes	
Municipal Courts	44,045.13	Other Miscellaneous Revenues	376,492.58	Added and Omitted Taxes	70,348.77
PUBLIC SAFETY		Total	14,416,602.89	Total Taxes Levied - ABSTRACT	12,876,854.50
Fire Protection	66,508.38	Prior Years Surplus Appropriated	672,118.00	Total Taxes Billed	12,910,447.67
Police Protection	1,133,153.42	REVENUES TOTAL	15,088,720.89	1991 TAXES COLLECTED	12,718,205.39
Civil Defense & Disaster Control	10,000.00	Reserve For Uncollected Taxes	460,200.85	1991 Taxes Cancelled, Abated or Adjusted	
Environmental Inspection & Control	59,027.87	CAPITAL OUTLAY TOTAL	330,524.03	Transfer to Tax Title Liens or Foreclosed	23,024.00
Other Public Safety				Balance Outstanding Dec. 31, 1991	169,218.28
PUBLIC WORKS				PRIOR YEARS TAXES OUTSTANDING	
Streets and Drainage	1,616,627.32	Public Enterprises	62,425.68	Balance January 1, 1991	257,057.02
Sewers and Sewage Processing	60,000.00	Recreation-Culture	1,185.00	Collected in 1991	181,901.19
Garbage and Trash Disposal		Public Works	2,603.00	Cancelled, Abated or Adjusted 1991	9,241.32
Public Buildings and Grounds	75,359.45	Buildings and Grounds	264,310.35	Transfers to Tax Title Liens or Foreclosed	7,872.04
Other Public Works	79,100.00	Library and Education		Balance December 31, 1991	58,042.47
HEALTH and WELFARE		Conservation		TAX TITLE LIENS OUTSTANDING	
Health Services Except Environmental	110,980.78	All Other		Balance January 1, 1991	122,977.67
Welfare-Public Assistance	5,700.00	CAPITAL DEBT AUTHORIZED, DECEMBER 31, 1991		Transfer From Taxes	30,896.04
Hospital, Clinics, First Aid		ISSUED AND UNISSUED		Redeemed in 1991	25,420.30
Animal, Insect, & Rodent Control		School	2,079,125	Cancelled, Abated or Adjusted (1991)	
Other Welfare Services		Self-Liquidating	790,000	Transfers to Foreclosed Property	
RECREATION and CONSERVATION		Other	3,585,367	Balance December 31, 1991	128,453.41
Beaches and Boardwalks		Total	6,454,492	PROPERTY ACQUIRED BY DEED OR FORECLOSURE	
Parks, Playgrounds, Shade Trees	46,770.24	ISSUED AND OUTSTANDING		Balance January 1, 1991	407,810.00
Land Reclamation & Conservation	136,500.00	School	2,079,125.81	Transfers From Taxes or Liens	
Other Recreational Services	4,870.00	Self-Liquidating	382,000.00	Sale for Cash (1991)	
EDUCATION (excluding schools)		Other	3,145,700.00	Cancelled, Abated or Adjusted (1991)	
Libraries	178,127.00	Total	5,606,825.81	Balance December 31, 1991	407,810.00
Other Educational Services		EQUALIZED VALUATION BASIS		CURRENT FINANCES DECEMBER 31, 1991	
STATUTORY EXPENDITURES		FOR NET DEBT COMPUTATION	524,564.971	ASSETS	
Pensions & F. I. C. A.	287,610.04	REAL PROPERTY VALUATIONS		Cash Dec. 31, 1991	2,273,425.69
Employee Fringe Benefits	208,000.00	Code Class # of Parcels % VAL'N		Taxes Receivable	227,260.75
Other Statutory Expenditures	5,000.00	1 Vacant Land 288 5.57	31,676,700.00	Tax Title Liens	128,453.41
CETA And Other Public Employment Programs		2 Residential 2842 83.62	475,613,050.00	Foreclosed Property	407,810.00
MUNICIPAL FUNCTIONS TOTAL	5,147,630.12	3 Farm		Emergencies & Other Deferred Charges	45,000.00
CAPITAL IMPROVEMENTS *MEMO*	1,000.00	4a Commercial 102 7.40	42,072,600.00	State and Federal Aid Receivable	27,558.85
DEBT SERVICE		4b Industrial 19 3.08	17,501,190.00	Other Receivables	57,824.41
Principal Payments	220,601.70	4c Apartments 5 .33	1,883,500.00	Total	3,167,333.11
Interest Payments	190,699.35	Total	568,747,040.00	LIABILITIES, RESERVES, AND SURPLUS	
DEFERRED CHARGES	18,101.73	Land Area 8.30 Sq. Miles		Cash Liabilities	1,220,607.68
SCHOOL, COUNTY, SPECIAL DISTRICT TAXES	9,171,823.73	Net Valuation Taxable-Municipal	570,690,761	Reserves for Receivables	792,476.51
RESERVE FOR UNCOLLECTED TAXES	460,200.85	Net Valuation Taxable-County	540,232,949	Surplus Dec. 31, 1991	1,154,248.92
EXPENDITURES TOTAL	15,209,117.48	State Equalized Valuation	513,085,125	Total	3,167,333.11
		State Equalization Ratio	111.27		

1924
Population 1980 7,268
Population 1990 9,487
S & P Rating
Moody Rating BAA1

General Tax Rate Per \$100. 4.09
State Equalized Tax Rate 1.97

WANTAGE TOWNSHIP - SUSSEX COUNTY
Form of Government
Township Committee
Number of Members - 3

PER CAPITA:
Gross Debt 686.26
Net Debt 43.78
Debt Service 32.48
Total Tax Levy 1,171.00
Municipal Expenditures 394.03
PER CENT:
Gross Debt 1.17
Net Debt .07
Tax Levy Collected 92.01
Tax Levy Cancelled, Abated or Adjusted .34

EXPENDITURES		REVENUES-REALIZED		1991 PROPERTY TAX	
GENERAL GOVERNMENT				STATE EQUALIZED TAX RATE	
Governing Body & Public Boards		1991 Property Taxes Collected	10,244,563.92	Local District School Taxes	
Municipal Clerk		1991 Payments in Lieu of Taxes		Regional & Consolidated School Tax	1.39
Financial Administration	73,510.00	Delinquent Tax & Lien Collections	682,554.61	School Taxes in Municipal Budget	
Assessment of Taxes	285,705.00	Business Personalty Replacement Taxes	99,519.12	County Taxes	.40 *
Collection of Taxes	77,650.00	Taxes from Public Utilities	449,442.00	County Library Taxes	.03
Planning, Housing & Development	173,697.00	Other Miscellaneous Tax Revenues		Local Municipal Purpose Taxes	.15
Human Resources	2,125.64	State Aid Revenues	350,261.64	Veteran & Senior Citizen Taxes	
Elections	4,000.00	Federal Aid Revenues		Total Taxes for Rate Computation	1.97
General Administration (other)	366,271.00	State and Local Fiscal Assistance Act Utilized		Special District Taxes	
JUDICIARY		Sale of Acquired Property		Bank Corp. Taxes	
Municipal Courts	66,700.00	Other Miscellaneous Revenues	562,464.26	Added and Omitted Taxes	
PUBLIC SAFETY				Total Taxes Levied - ABSTRACT	11,109,309.26
Fire Protection	129,992.00	Prior Years Surplus Appropriated	785,614.00	Total Taxes Billed	11,133,908.92
Police Protection	19,500.00	REVENUES TOTAL	13,174,419.55	1991 TAXES COLLECTED	10,244,563.92
Civil Defense & Disaster Control	9,500.00	Reserve For Uncollected Taxes	345,506.00	1991 Taxes Cancelled, Abated or Adjusted	37,702.23
Environmental Inspection & Control	62,680.00			Transfer to Tax Title Liens or Foreclosed	9,030.72
Other Public Safety		CAPITAL OUTLAY TOTAL	316,837.61	Balance Outstanding Dec. 31, 1991	842,612.05
PUBLIC WORKS				PRIOR YEARS TAXES OUTSTANDING	
Streets and Drainage	683,500.00	Public Enterprises		Balance January 1, 1991	695,991.11
Sewers and Sewage Processing	3,000.00	Recreation-Culture		Collected in 1991	667,179.74
Garbage and Trash Disposal	47,000.00	Public Works	307,811.61	Cancelled, Abated or Adjusted 1991	91.33
Public Buildings and Grounds	104,000.00	Buildings and Grounds	9,026.00	Transfers to Tax Title Liens or Foreclosed	2,119.74
Other Public Works		Library and Education		Balance December 31, 1991	26,610.30
HEALTH and WELFARE		Conservation		TAX TITLE LIENS OUTSTANDING	
Health Services Except Environmental	17,550.00	All Other		Balance January 1, 1991	51,267.99
Welfare-Public Assistance	39,525.00			Transfer From Taxes	11,471.65
Hospital, Clinics, First Aid	5,000.00	CAPITAL DEBT AUTHORIZED, DECEMBER 31, 1991		Redeemed in 1991	15,374.87
Animal, Insect, & Rodent Control		ISSUED AND UNISSUED		Cancelled, Abated or Adjusted (1991)	
Other Welfare Services		School	5,852,535	Transfers to Foreclosed Property	
RECREATION and CONSERVATION		Self-Liquidating		Balance December 31, 1991	47,364.77
Beaches and Boardwalks		Other	658,000	PROPERTY ACQUIRED BY DEED OR	
Parks, Playgrounds, Shade Trees		Total	6,510,535	FORECLOSURE	
Land Reclamation & Conservation				Balance January 1, 1991	259,100.00
Other Recreational Services	20,000.00	ISSUED AND OUTSTANDING		Transfers From Taxes or Liens	
EDUCATION (excluding schools)		School	5,852,535.89	Sale for Cash (1991)	9,276.00
Libraries	3,500.00	Self-Liquidating		Cancelled, Abated or Adjusted (1991)	25,024.00
Other Educational Services		Other	577,000.00	Balance December 31, 1991	224,800.00
STATUTORY EXPENDITURES		Total	6,429,535.89	CURRENT FINANCES DECEMBER 31, 1991	
Pensions & F. I. C. A.	121,400.00	EQUALIZED VALUATION BASIS		ASSETS	
Employee Fringe Benefits	244,700.00	FOR NET DEBT COMPUTATION	557,434,194	Cash Dec. 31, 1991	1,760,791.73
Other Statutory Expenditures	6,000.00	REAL PROPERTY VALUATIONS		Taxes Receivable	869,222.35
CETA And Other Public Employment Programs		Code Class # of Parcels % VALN		Tax Title Liens	47,364.77
MUNICIPAL FUNCTIONS TOTAL	2,584,505.64	1 Vacant Land 822 5.43	14,533,100.00	Foreclosed Property	224,800.00
CAPITAL IMPROVEMENTS * MEMO *	20,000.00	2 Residential 2632 71.12	190,308,600.00	Emergencies & Other Deferred Charges	201,200.00
DEBT SERVICE		3 Farm 1093 12.28	32,841,900.00	State and Federal Aid Receivable	39,128.27
Principal Payments	246,000.00	4a Commercial 122 10.48	28,033,800.00	Other Receivables	27,647.18
Interest Payments	62,142.92	4b Industrial 2 .12	312,200.00	Total	3,170,154.30
		4c Apartments 3 .59	1,571,400.00	LIABILITIES, RESERVES, AND SURPLUS	
		Total 4724	267,601,000.00	Cash Liabilities	804,121.06
DEFERRED CHARGES		Land Area 68.15 Sq. Miles		Reserves for Receivables	1,154,409.59
SCHOOL, COUNTY, SPECIAL DISTRICT TAXES	10,129,806.12	Net Valuation Taxable-Municipal	268,616,694	Surplus Dec. 31, 1991	1,211,623.65
RESERVE FOR UNCOLLECTED TAXES	845,506.00	Net Valuation Taxable-County	808,471,192	Total	3,170,154.30
EXPENDITURES TOTAL	13,867,950.58	State Equalized Valuation	557,705,937		
		State Equalization Ratio	48.07		

1820

Population 1980 9,805
 Population 1990 10,830
 S & P Rating
 Moody Rating AA

General Tax Rate Per \$100.

3.17

State Equalized Tax Rate

1.43

WARREN TOWNSHIP - SOMERSET COUNTY

Form of Government
 Township Committee
 Number of Members - 5

PER CAPITA:

Gross Debt 1,116.33
 Net Debt 870.62
 Debt Service 43.03
 Total Tax Levy 2,312.99
 Municipal Expenditures 624.03

PER CENT:

Gross Debt .69
 Net Debt .54
 Tax Levy Collected 96.16
 Tax Levy Cancelled, Abated or Adjusted .26

EXPENDITURES		REVENUES-REALIZED		1991 PROPERTY TAX	
GENERAL GOVERNMENT		1991 Property Taxes Collected		STATE EQUALIZED TAX RATE	
Governing Body & Public Boards			24,128,630.12	Local District School Taxes	.50
Municipal Clerk				Regional & Consolidated School Tax	.27
Financial Administration	116,165.00	1991 Payments in Lieu of Taxes		School Taxes in Municipal Budget	
Assessment of Taxes	54,405.00	Delinquent Tax & Lien Collections	635,277.11	County Taxes	.46 *
Collection of Taxes	54,755.00	Business Personalty Replacement Taxes	130,156.20	County Library Taxes	.03
Planning, Housing & Development	152,600.00	Taxes from Public Utilities	1,057,080.00	Local Municipal Purpose Taxes	.17
Human Resources	96,323.26	Other Miscellaneous Tax Revenues		Veteran & Senior Citizen Taxes	
Elections	3,700.00	State Aid Revenues	313,518.41	Total Taxes for Rate Computation	1.43
General Administration (other)	894,265.00	Federal Aid Revenues		Special District Taxes	
JUDICIARY		State and Local Fiscal Assistance Act Utilized		Bank Corp. Taxes	
Municipal Courts	118,836.76	Sale of Acquired Property		Added and Omitted Taxes	257,745.14
PUBLIC SAFETY		Other Miscellaneous Revenues	1,032,353.75	Total Taxes Levied - ABSTRACT	25,045,693.96
Fire Protection	348,110.00	Total	27,297,015.59	Total Taxes Billed	25,092,462.73
Police Protection	1,284,071.65	Prior Years Surplus Appropriated	900,000.00	1991 TAXES COLLECTED	24,128,630.12
Civil Defense & Disaster Control		REVENUES TOTAL	28,197,015.59	1991 Taxes Cancelled, Abated or Adjusted	66,378.89
Environmental Inspection & Control	104,390.00	Reserve For Uncollected Taxes	902,000.00	Transfer to Tax Title Liens or Foreclosed	136,462.16
Other Public Safety		CAPITAL OUTLAY TOTAL	3,878,216.99	Balance Outstanding Dec. 31, 1991	766,991.56
PUBLIC WORKS				PRIOR YEARS TAXES OUTSTANDING	
Streets and Drainage	841,875.00	Public Enterprises		Balance January 1, 1991	768,345.93
Sewers and Sewage Processing	42,500.00	Recreation-Culture		Collected in 1991	635,277.11
Garbage and Trash Disposal		Public Works	136,728.09	Cancelled, Abated or Adjusted 1991	
Public Buildings and Grounds	193,205.00	Buildings and Grounds	3,741,438.99	Transfers to Tax Title Liens or Foreclosed	130,865.92
Other Public Works	7,000.00	Library and Education		Balance December 31, 1991	2,202.90
HEALTH and WELFARE		Conservation		TAX TITLE LIENS OUTSTANDING	
Health Services Except Environmental	133,965.00	All Other		Balance January 1, 1991	215.14
Welfare-Public Assistance	12,250.00	CAPITAL DEBT AUTHORIZED, DECEMBER 31, 1991		Transfer From Taxes	301,099.92
Hospital, Clinics, First Aid		ISSUED AND UNISSUED		Redeemed in 1991	
Animal, Insect, & Rodent Control	3,500.00	School	2,661,062	Cancelled, Abated or Adjusted (1991)	
Other Welfare Services		Self-Liquidating		Transfers to Foreclosed Property	
RECREATION and CONSERVATION		Other	9,428,801	Balance December 31, 1991	301,315.06
Beaches and Boardwalks		Total	12,089,863	PROPERTY ACQUIRED BY DEED OR FORECLOSURE	
Parks, Playgrounds, Shade Trees		ISSUED AND OUTSTANDING		Balance January 1, 1991	978,430.00
Land Reclamation & Conservation	7,025.00	School	2,661,062.02	Transfers From Taxes or Liens	
Other Recreational Services	94,300.00	Self-Liquidating		Sale for Cash (1991)	
EDUCATION (excluding schools)		Other	7,871,000.00	Cancelled, Abated or Adjusted (1991)	
Libraries		Total	10,532,062.02	Balance December 31, 1991	978,430.00
Other Educational Services	9,820.00	EQUALIZED VALUATION BASIS		CURRENT FINANCES DECEMBER 31, 1991	
STATUTORY EXPENDITURES		FOR NET DEBT COMPUTATION	1,760,308,867	ASSETS	
Pensions & F.I.C.A.	457,200.00	REAL PROPERTY VALUATIONS		Cash Dec. 31, 1991	1,589,178.36
Employee Fringe Benefits	315,000.00	Code Class # of Parcels % VAL'N		Taxes Receivable	763,194.46
Other Statutory Expenditures		1 Vacant Land 697 5.72	44,694,100.00	Tax Title Liens	301,315.06
CETA And Other Public Employment Programs		2 Residential 3543 67.56	527,771,200.00	Foreclosed Property	978,430.00
MUNICIPAL FUNCTIONS TOTAL	5,355,261.67	3 Farm 155 1.10	9,536,800.00	Emergencies & Other Deferred Charges	80,600.00
CAPITAL IMPROVEMENTS * ME MO *	1,000.00	4a Commercial 157 22.11	172,751,200.00	State and Federal Aid Receivable	21,999.00
DEBT SERVICE		4b Industrial 16 3.51	27,397,400.00	Other Receivables	66,518.67
Principal Payments	160,000.00	4c Apartments		Total	3,801,235.55
Interest Payments	305,990.20	Total	781,150,700.00	LIABILITIES, RESERVES, AND SURPLUS	
DEFERRED CHARGES	35,000.00	Land Area 19.50 Sq. Miles		Cash Liabilities	694,145.85
SCHOOL, COUNTY, SPECIAL DISTRICT TAXES	21,879,071.16	Net Valuation Taxable-Municipal	783,429,577	Reserves for Receivables	2,109,458.19
RESERVE FOR UNCOLLECTED TAXES	902,000.00	Net Valuation Taxable-County	1,250,825,159	Surplus Dec. 31, 1991	997,631.51
EXPENDITURES TOTAL	23,637,323.05	State Equalized Valuation	1,735,473,241	Total	3,801,235.55
		State Equalization Ratio	45.07		

2121
Population 1980 6,429
Population 1990 6,474
S & P Rating
Moody Rating BAA

General Tax Rate Per \$100. 2.64
State Equalized Tax Rate 2.57

WASHINGTON BOROUGH - WARREN CO.
Form of Government
Council-Manager Plan E (OMCL 50)
Number of Members - 7

PER CAPITA:
Gross Debt 752.59
Net Debt 752.59
Debt Service 65.36
Total Tax Levy 1,200.51
Municipal Expenditures 656.55
PER CENT:
Gross Debt 1.63
Net Debt 1.63
Tax Levy Collected 93.05
Tax Levy Cancelled, Abated or Adjusted .85

EXPENDITURES		REVENUES-REALIZED		1991 PROPERTY TAX	
GENERAL GOVERNMENT		1991 Property Taxes Collected		STATE EQUALIZED TAX RATE	
Governing Body & Public Boards		1991 Payments in Lieu of Taxes		Local District School Taxes	70
Municipal Clerk		Delinquent Tax & Lien Collectans		Regional & Consolidated School Tax	59
Financial Administration	21,240.00	Business Personalty Replacement Taxes		School Taxes in Municipal Budget	
Assessment of Taxes	53,651.00	Taxes from Public Utilities		Caunty Taxes	61
Collection of Taxes	53,653.00	Other Miscellaneous Tax Revenues		Caunty Library Taxes	
Planning, Housing & Development	17,360.00	State Aid Revenues	345,114.37	Local Municipal Purpose Taxes	67
Human Resources	44,097.00	Federal Aid Revenues		Veteran & Senior Citizen Taxes	
Elections	1,920.00	State and Local Fiscal Assistance Act Utilized		Total Taxes for Rate Computation	2.57
General Administration (other)	516,323.53	Sale of Acquired Property		Special District Taxes	
JUDICIARY		Other Miscellaneous Revenues	539,863.55	Bank Corp. Taxes	
Municipal Courts	73,700.37	Prior Years Surplus Appropriated	509,160.08	Added and Omitted Taxes	3,895.42
PUBLIC SAFETY		REVENUES TOTAL	9,606,412.61	Total Taxes Levied - ABSTRACT	7,772,119.22
Fire Protection	70,743.00	Reserve For Uncollected Taxes	561,479.72	Total Taxes Billed	7,790,248.29
Police Protection	741,009.69	CAPITAL OUTLAY TOTAL	282,259.22	1991 TAXES COLLECTED	7,249,184.17
Civil Defense & Disaster Control	1,300.00	Public Enterprises		1991 Taxes Cancelled, Abated or Adjusted	66,066.89
Environmental Inspection & Control		Recreation-Culture	37,181.94	Transfer to Tax Title Liens or Foreclosed	81,191.44
Other Public Safety		Public Works	227,428.07	Balance Outstanding Dec. 31, 1991	393,806.49
PUBLIC WORKS		Buildings and Grounds	17,649.21	PRIOR YEARS TAXES OUTSTANDING	
Streets and Drainage	349,867.00	Library and Education		Balance January 1, 1991	448,200.61
Sewers and Sewage Processing	226,536.00	Conservation		Collected in 1991	352,396.39
Garbage and Trash Disposal	391,497.00	All Other		Cancelled, Abated or Adjusted 1991	17,434.43
Public Buildings and Grounds	37,255.00	CAPITAL DEBT AUTHORIZED, DECEMBER 31, 1991		Transfers to Tax Title Liens or Foreclosed	47,207.37
Other Public Works	20,000.00	ISSUED AND UNISSUED		Balance December 31, 1991	31,162.42
HEALTH and WELFARE		School		TAX TITLE LIENS OUTSTANDING	
Health Services Except Environmental		Self-Liquidating		Balance January 1, 1991	187,479.06
Welfare-Public Assistance	3,160.00	Other	4,872,300	Transfer From Taxes	135,669.27
Hospital, Clinics, First Aid		Total	4,872,300	Redeemed in 1991	96,535.00
Animal, Insect, & Rodent Control	8,200.00	ISSUED AND OUTSTANDING		Cancelled, Abated or Adjusted (1991)	1,470.64
Other Welfare Services		School		Transfers to Foreclosed Property	
RECREATION and CONSERVATION		Self-Liquidating		Balance December 31, 1991	225,142.69
Beaches and Boardwalks		Other		PROPERTY ACQUIRED BY DEED OR	
Parks, Playgrounds, Shade Trees	67,178.78	Total		FORECLOSURE	
Land Reclamation & Conservation	2,459.58			Balance January 1, 1991	120,800.00
Other Recreational Services	2,200.00			Transfers From Taxes or Liens	
EDUCATION (excluding schools)				Sale for Cash (1991)	
Libraries	141,346.00			Cancelled, Abated or Adjusted (1991)	
Other Educational Services				Balance December 31, 1991	120,800.00
STATUTORY EXPENDITURES				CURRENT FINANCES DECEMBER 31, 1991	
Pensions & F. L. C. A.	203,022.00			ASSETS	
Employee Fringe Benefits	147,000.00			Cash Dec. 31, 1991	3,049,958.82
Other Statutory Expenditures	3,000.00			Taxes Receivable	424,968.91
CETA And Other Public Employment Programs				Tax Title Liens	225,142.69
MUNICIPAL FUNCTIONS TOTAL	3,203,339.05			Foreclosed Property	120,800.00
CAPITAL IMPROVEMENTS *MEMO*	10,000.00			Emergencies & Other Deferred Charges	
DEBT SERVICE				State and Federal Aid Receivable	
Principal Payments	190,000.00			Other Receivables	62,005.70
Interest Payments	233,156.78			Total	3,882,876.12
DEFERRED CHARGES	57,500.55			LIABILITIES, RESERVES, AND SURPLUS	
SCHOOL, COUNTY, SPECIAL DISTRICT TAXES	5,736,416.10			Cash Liabilities	2,210,017.26
RESERVE FOR UNCOLLECTED TAXES	561,479.72			Reserves for Receivables	832,917.30
EXPENDITURES TOTAL	9,986,392.20			Surplus Dec. 31, 1991	839,941.56
				Total	3,882,876.12

0266
 Population 1980 9,550
 Population 1990 9,245
 S & P Rating
 Moody Rating A1
 General Tax Rate Per \$100. 2.20
 State Equalized Tax Rate 1.72

WASHINGTON TOWNSHIP - BERGEN CO.
 Form of Government
 Council-Manager Plan E (OMCL 50)
 Number of Members - 5

PER CAPITA:
 Gross Debt 548.32
 Net Debt 548.32
 Debt Service 103.15
 Total Tax Levy 1,539.74
 Municipal Expenditures 682.67
 PER CENT:
 Gross Debt .60
 Net Debt .60
 Tax Levy Collected 98.79
 Tax Levy Cancelled, Abated or Adjusted

EXPENDITURES		REVENUES-REALIZED		1991 PROPERTY TAX	
GENERAL GOVERNMENT				STATE EQUALIZED TAX RATE	
Governing Body & Public Boards	24,114.00	1991 Property Taxes Collected	14,064,311.00	Local District School Taxes	
Municipal Clerk	52,059.00	1991 Payments in Lieu of Taxes		Regional & Consolidated School Tax	.56 7,907,622.71
Financial Administration	184,341.00	Delinquent Tax & Lien Collections	170,250.00	School Taxes in Municipal Budget	
Assessment of Taxes		Business Personalty Replacement Taxes	24,535.00	County Taxes	.25 2,045,623.09
Collection of Taxes		Taxes from Public Utilities	590,571.00	County Library Taxes	
Planning, Housing & Development	13,261.00	Other Miscellaneous Tax Revenues		Local Municipal Purpose Taxes	.52 4,240,289.00
Human Resources	76,528.00	State Aid Revenues	345,866.00	Veteran & Senior Citizen Taxes	68,400.00
Elections		Federal Aid Revenues		Total Taxes for Rate Computation	1.73 14,261,934.80
General Administration (other)	332,672.00	State and Local Fiscal Assistance Act Utilized		Special District Taxes	
JUDICIARY		Sale of Acquired Property		Bank Corp. Taxes	
Municipal Courts	49,837.00	Other Miscellaneous Revenues	656,007.00	Added and Omitted Taxes	41,397.00
PUBLIC SAFETY		Total	15,851,540.00	Total Taxes Levied - ABSTRACT	14,234,931.80
Fire Protection	171,534.00	Prior Years Surplus Appropriated	606,248.00	Total Taxes Billed	14,236,161.00
Police Protection	1,340,142.00	REVENUES TOTAL	16,457,788.00	1991 TAXES COLLECTED	14,064,311.00
Civil Defense & Disaster Control		Reserve For Uncollected Taxes	421,105.00	1991 Taxes Cancelled, Abated or Adjusted	615.00
Environmental Inspection & Control	35,179.00	CAPITAL OUTLAY TOTAL	170,678.00	Transfer to Tax Title Liens or Foreclosed	11,499.00
Other Public Safety				Balance Outstanding Dec. 31, 1991	159,736.00
PUBLIC WORKS				PRIOR YEARS TAXES OUTSTANDING	
Streets and Drainage	52,000.00	Public Enterprises		Balance January 1, 1991	168,224.00
Sewers and Sewage Processing	580,440.00	Recreation—Culture	45.00	Collected in 1991	166,268.00
Garbage and Trash Disposal	193,836.00	Public Works	85,656.00	Cancelled, Abated or Adjusted 1991	326.00
Public Buildings and Grounds		Buildings and Grounds	84,977.00	Transfers to Tax Title Liens or Foreclosed	
Other Public Works	651,630.00	Library and Education		Balance December 31, 1991	1,630.00
HEALTH and WELFARE		Conservation		TAX TITLE LIENS OUTSTANDING	
Health Services Except Environmental	173,914.00	All Other		Balance January 1, 1991	24,649.00
Welfare—Public Assistance	1,000.00	CAPITAL DEBT AUTHORIZED, DECEMBER 31, 1991		Transfer From Taxes	1,149.90
Hospital, Clinics, First Aid	1,400.00	ISSUED AND UNISSUED		Redeemed in 1991	3,982.00
Animal, Insect, & Rodent Control	7,700.00	School		Cancelled, Abated or Adjusted (1991)	
Other Welfare Services		Self-Liquidating		Transfers to Foreclosed Property	126.00
RECREATION and CONSERVATION		Other	5,069,249	Balance December 31, 1991	21,690.90
Beaches and Boardwalks		Total	5,069,249	PROPERTY ACQUIRED BY DEED OR	
Parks, Playgrounds, Shade Trees				FORECLOSURE	
Land Reclamation & Conservation	113,539.00	ISSUED AND OUTSTANDING		Balance January 1, 1991	82,524.00
Other Recreational Services	98,769.00	School		Transfers From Taxes or Liens	126.00
EDUCATION (excluding schools)		Self-Liquidating		Sale for Cash (1991)	
Libraries	240,146.00	Other	3,764,118.00	Cancelled, Abated or Adjusted (1991)	
Other Educational Services		Total	3,764,118.00	Balance December 31, 1991	82,650.00
STATUTORY EXPENDITURES		EQUALIZED VALUATION BASIS		CURRENT FINANCES DECEMBER 31, 1991	
Pensions & F. L. C. A.	287,248.00	FOR NET DEBT COMPUTATION	845,187.700	ASSETS	
Employee Fringe Benefits	245,007.00	REAL PROPERTY VALUATIONS		Cash Dec. 31, 1991	2,235,901.00
Other Statutory Expenditures		Code Class # of Parcels % VAL'N		Taxes Receivable	161,366.00
CETA And Other Public Employment Programs		1 Vacant Land 114 1.06	6,854,200.00	Tax Title Liens	21,690.90
MUNICIPAL FUNCTIONS TOTAL	4,926,796.00	2 Residential 3190 97.42	627,923,100.00	Foreclosed Property	82,650.00
CAPITAL IMPROVEMENTS * MEMO *	39,330.00	3 Farm 1	2,200.00	Emergencies & Other Deferred Charges	12,000.00
DEBT SERVICE		4a Commercial 15 1.52	9,802,800.00	State and Federal Aid Receivable	21,859.00
Principal Payments	709,239.00	4b Industrial		Other Receivables	30,345.10
Interest Payments	244,400.00	4c Apartments		Total	2,565,812.00
DEFERRED CHARGES	9,753.00	Total 3321	644,582,300.00	LIABILITIES, RESERVES, AND SURPLUS	
SCHOOL, COUNTY, SPECIAL DISTRICT TAXES	9,953,245.80	Land Area 2.37 Sq. Miles		Cash Liabilities	1,127,290.00
RESERVE FOR UNCOLLECTED TAXES	421,105.00	Net Valuation Taxable-Municipal	645,216,540	Reserves for Receivables	296,052.00
EXPENDITURES TOTAL	16,264,538.80	Net Valuation Taxable-County	862,204,932	Surplus Dec. 31, 1991	1,142,470.00
		State Equalized Valuation	823,120,268	Total	2,565,812.00
		State Equalization Ratio	78.37		

0336
Population 1980 808
Population 1990 805
S & P Rating
Moody Rating

General Tax Rate Per \$100.
State Equalized Tax Rate
1.74
2.39

WASHINGTON TWP. - BURLINGTON CO.
Form of Government
Township Committee
Number of Members - 3

PER CAPITA:
Gross Debt 195.31
Net Debt 195.31
Debt Service
Total Tax Levy 1,005.87
Municipal Expenditures 455.64
PER CENT:
Gross Debt .43
Net Debt .43
Tax Levy Collected 91.09
Tax Levy Cancelled, Abated or Adjusted

EXPENDITURES		REVENUES-REALIZED		1991 PROPERTY TAX	
GENERAL GOVERNMENT		1991 Property Taxes Collected		STATE EQUALIZED TAX RATE	
Governing Body & Public Boards				Local District School Taxes	1.72
Municipal Clerk			737,590.86	Regional & Consolidated School Tax	
Financial Administration	7,654.00	1991 Payments in Lieu of Taxes		School Taxes in Municipal Budget	
Assessment of Taxes	11,350.00	Delinquent Tax & Lien Collections	70,229.06	County Taxes	.63
Collection of Taxes	9,000.00	Business Personalty Replacement Taxes	23,295.00	County Library Taxes	.64
Planning, Housing & Development	2,100.00	Taxes from Public Utilities	53,456.00	Local Municipal Purpose Taxes	
Human Resources		Other Miscellaneous Tax Revenues		Veteran & Senior Citizen Taxes	
Elections		State Aid Revenues	35,103.38	Total Taxes for Rate Computation	2.39
General Administration (other)	43,600.00	Federal Aid Revenues		Special District Taxes	
JUDICIARY		State and Local Fiscal Assistance Act Utilized		Bank Corp. Taxes	
Municipal Courts	20,240.00	Sale of Acquired Property		Added and Omitted Taxes	6,216.68
PUBLIC SAFETY		Other Miscellaneous Revenues	92,620.80	Total Taxes Levied - ABSTRACT	809,725.42
Fire Protection	24,000.00			Total Taxes Billed	809,725.42
Police Protection	12,689.38	Prior Years Surplus Appropriated	135,486.00	1991 TAXES COLLECTED	737,590.86
Civil Defense & Disaster Control	1,100.00	REVENUES TOTAL	1,147,781.10	1991 Taxes Cancelled, Abated or Adjusted	
Environmental Inspection & Control	2,300.00	Reserve For Uncollected Taxes	117,800.00	Transfer to Tax Title Liens or Foreclosed	
Other Public Safety		CAPITAL OUTLAY TOTAL	44,797.17	Balance Outstanding Dec. 31, 1991	72,134.56
PUBLIC WORKS				PRIOR YEARS TAXES OUTSTANDING	
Streets and Drainage	21,800.00	Public Enterprises		Balance January 1, 1991	85,273.06
Sewers and Sewage Processing		Recreation—Culture		Collected in 1991	70,229.06
Garbage and Trash Disposal	74,400.00	Public Works		Cancelled, Abated or Adjusted 1991	
Public Buildings and Grounds	6,500.00	Buildings and Grounds	44,797.17	Transfers to Tax Title Liens or Foreclosed	
Other Public Works		Library and Education		Balance December 31, 1991	15,044.00
HEALTH and WELFARE		Conservation		TAX TITLE LIENS OUTSTANDING	
Health Services Except Environmental	125.00	All Other		Balance January 1, 1991	10,996.00
Welfare-Public Assistance	1,100.00	CAPITAL DEBT AUTHORIZED, DECEMBER 31, 1991		Transfer From Taxes	
Hospital, Clinics, First Aid		ISSUED AND UNISSUED GROSS DEBT		Redeemed in 1991	
Animal, Insect, & Rodent Control	1,700.00	School		Cancelled, Abated or Adjusted (1991)	
Other Welfare Services		Self-Liquidating		Transfers to Foreclosed Property	
RECREATION and CONSERVATION		Other	157,221	Balance December 31, 1991	10,996.00
Beaches and Boardwalks		Total	157,221	PROPERTY ACQUIRED BY DEED OR	
Parks, Playgrounds, Shade Trees				FORECLOSURE	
Land Reclamation & Conservation	800.00	ISSUED AND OUTSTANDING		Balance January 1, 1991	
Other Recreational Services		School		Transfers From Taxes or Liens	
EDUCATION (excluding schools)		Self-Liquidating		Sale for Cash (1991)	
Libraries		Other		Cancelled, Abated or Adjusted (1991)	
Other Educational Services		Total		Balance December 31, 1991	
STATUTORY EXPENDITURES		EQUALIZED VALUATION BASIS		CURRENT FINANCES DECEMBER 31, 1991	
Pensions & F. I. C. A.	5,881.00	FOR NET DEBT COMPUTATION	36,249,446	ASSETS	
Employee Fringe Benefits		REAL PROPERTY VALUATIONS		Cash Dec. 31, 1991	400,819.85
Other Statutory Expenditures	650.20	Code Class # of Parcels % VAL'N		Taxes Receivable	87,178.56
CETA And Other Public Employment Programs		1 Vacant Land 227 7.75	3,513,300.00	Tax Title Liens	10,996.00
MUNICIPAL FUNCTIONS TOTAL	246,989.58	2 Residential 341 73.95	33,487,050.00	Foreclosed Property	
CAPITAL IMPROVEMENTS * MEMO	5,000.00	3 Farm 40 4.00	1,814,600.00	Emergencies & Other Deferred Charges	6,000.00
DEBT SERVICE		4a Commercial 16 7.89	3,577,200.00	State and Federal Aid Receivable	258.85
Principal Payments		4b Industrial 10 6.32	2,867,900.00	Other Receivables	120,741.60
Interest Payments		4c Apartments 1 .19	84,200.00	Total	625,994.86
DEFERRED CHARGES	2,000.00	Total 635	45,344,250.00	LIABILITIES, RESERVES, AND SURPLUS	
SCHOOL, COUNTY, SPECIAL DISTRICT TAXES	803,508.74	Land Area 107.32 Sq. Miles		Cash Liabilities	253,831.24
RESERVE FOR UNCOLLECTED TAXES	117,800.00	Net Valuation Taxable-Municipal	46,238,585	Reserves for Receivables	218,916.16
EXPENDITURES TOTAL	1,170,298.32	Net Valuation Taxable-County	39,632,494	Surplus Dec. 31, 1991	153,247.46
		State Equalized Valuation	33,905,583	Total	625,994.86
		State Equalization Ratio	137.36		

0818
 Population 1980 27,878
 Population 1990 41,960
 S & P Rating
 Moody Rating AAA

General Tax Rate Per \$100. 1.94
 State Equalized Tax Rate 1.94

WASHINGTON TWP. - GLOUCESTER CO.
 Form of Government
 Council-Manager Plan E (OMCL 50)
 Number of Members - 5

PER CAPITA:
 Gross Debt 847.64
 Net Debt 321.64
 Debt Service 22.18
 Total Tax Levy 958.87
 Municipal Expenditures 322.50
 PER CENT:
 Gross Debt 2.12
 Net Debt .80
 Tax Levy Collected 95.66
 Tax Levy Cancelled, Abated or Adjusted .35

EXPENDITURES		REVENUES-REALIZED		1991 PROPERTY TAX	
GENERAL GOVERNMENT				STATE EQUALIZED TAX RATE 1.11	
Governing Body & Public Boards	135,615.00	1991 Property Taxes Collected	38,689,991.30	Local District School Taxes	20,361,626.77
Municipal Clerk	113,482.62	1991 Payments in Lieu of Taxes	33,905.16	Regional & Consolidated School Tax	
Financial Administration	123,174.00	Delinquent Tax & Lien Collections	1,794,580.33	School Taxes in Municipal Budget	
Assessment of Taxes	162,108.00	Business Personalty Replacement Taxes	106,319.84	County Taxes	10,965,459.83
Collection of Taxes	114,131.00	Taxes from Public Utilities	1,855,978.00	County Library Taxes	
Planning, Housing & Development	95,339.00	Other Miscellaneous Tax Revenues		Local Municipal Purpose Taxes	4,222,378.09
Human Resources	191,483.00	State Aid Revenues	2,748,711.50	Veteran & Senior Citizen Taxes	211,850.00
Elections		Federal Aid Revenues		Total Taxes for Rate Computation	35,761,314.69
General Administration (other)	1,148,373.68	State and Local Fiscal Assistance Act Utilized		Special District Taxes	4,024,061.00
JUDICIARY		Sale of Acquired Property		Bank Corp. Taxes	
Municipal Courts	181,335.00	Other Miscellaneous Revenues	1,799,604.91	Added and Omitted Taxes	660,815.76
PUBLIC SAFETY		Total	47,029,091.04	Total Taxes Levied - ABSTRACT	40,234,341.45
Fire Protection		Prior Years Surplus Appropriated	1,701,766.72	Total Taxes Billed	40,444,424.12
Police Protection	3,320,282.00	REVENUES TOTAL	48,730,857.76	1991 TAXES COLLECTED	38,689,991.30
Civil Defense & Disaster Control	32,440.00	Reserve For Uncollected Taxes	2,331,434.60	1991 Taxes Cancelled, Abated or Adjusted	142,198.87
Environmental Inspection & Control	302,765.89	CAPITAL OUTLAY TOTAL	4,922,507.00	Transfer to Tax Title Liens or Foreclosed	340,823.20
Other Public Safety				Balance Outstanding Dec. 31, 1991	1,271,410.75
PUBLIC WORKS				PRIOR YEARS TAXES OUTSTANDING	
Streets and Drainage	462,096.00	Public Enterprises		Balance January 1, 1991	1,752,070.66
Sewers and Sewage Processing		Recreation-Culture	1,646,075.44	Collected in 1991	1,434,424.76
Garbage and Trash Disposal		Public Works		Cancelled, Abated or Adjusted 1991	21,050.36
Public Buildings and Grounds	24,000.00	Buildings and Grounds	3,276,431.50	Transfers to Tax Title Liens or Foreclosed	223,762.78
Other Public Works	1,003,358.00	Library and Education		Balance December 31, 1991	72,832.76
HEALTH and WELFARE		Conservation		TAX TITLE LIENS OUTSTANDING	
Health Services Except Environmental	83,512.00	All Other		Balance January 1, 1991	762,214.78
Welfare-Public Assistance	10,000.00	CAPITAL DEBT AUTHORIZED, DECEMBER 31, 1991		Transfer From Taxes	611,083.77
Hospital, Clinics, First Aid		ISSUED AND UNISSUED		Redeemed in 1991	360,155.57
Animal, Insect, & Rodent Control		School	22,071,000.00	Cancelled, Abated or Adjusted (1991)	8,569.14
Other Welfare Services	12,830.11	Self-Liquidating		Transfers to Foreclosed Property	
RECREATION and CONSERVATION		Other	13,496,024.00	Balance December 31, 1991	1,004,573.84
Beaches and Boardwalks		Total	35,567,024.00	PROPERTY ACQUIRED BY DEED OR FORECLOSURE	
Parks, Playgrounds, Shade Trees	234,999.00	ISSUED AND OUTSTANDING		Balance January 1, 1991	12,670,300.00
Land Reclamation & Conservation		School	22,071,000.00	Transfers From Taxes or Liens	
Other Recreational Services	26,640.00	Self-Liquidating		Sale for Cash (1991)	
EDUCATION (excluding schools)		Other	9,643,629.03	Cancelled, Abated or Adjusted (1991)	
Libraries	525,885.00	Total	31,714,629.03	Balance December 31, 1991	12,670,300.00
Other Educational Services	28,672.00	EQUALIZED VALUATION BASIS		CURRENT FINANCES DECEMBER 31, 1991	
STATUTORY EXPENDITURES		FOR NET DEBT COMPUTATION	1,681,221,032	ASSETS	
Pensions & F. L. C. A.	729,141.90	REAL PROPERTY VALUATIONS		Cash Dec. 31, 1991	1,742,723.55
Employee Fringe Benefits	1,082,126.00	Code Class # of Parcels % VAL'N		Taxes Receivable	1,344,243.51
Other Statutory Expenditures		1 Vacant Land 1403 4.10	74,948,300.00	Tax Title Liens	1,004,573.84
CETA And Other Public Employment Programs		2 Residential 12656 80.01	1,462,751,100.00	Foreclosed Property	12,670,300.00
MUNICIPAL FUNCTIONS TOTAL	10,148,789.20	3 Farm 190 .48	8,866,000.00	Emergencies & Other Deferred Charges	237,768.20
CAPITAL IMPROVEMENTS *MEMO*	302,500.00	4a Commercial 496 13.02	237,968,100.00	State and Federal Aid Receivable	106,075.90
DEBT SERVICE		4b Industrial 11 .38	6,865,000.00	Other Receivables	1,977,200.39
Principal Payments	466,161.54	4c Apartments 6 2.02	36,895,500.00	Total	19,082,885.39
Interest Payments	464,678.75	Total	1,828,294,000.00	LIABILITIES, RESERVES, AND SURPLUS	
DEFERRED CHARGES	121,228.92	Land Area 21.65 Sq. Miles		Cash Liabilities	1,344,467.57
SCHOOL, COUNTY, SPECIAL DISTRICT TAXES	35,351,147.60	Net Valuation Taxable-Municipal	1,838,364,376	Reserves for Receivables	16,996,317.74
RESERVE FOR UNCOLLECTED TAXES	2,331,434.60	Net Valuation Taxable-County	1,771,228,021	Surplus Dec. 31, 1991	742,100.08
EXPENDITURES TOTAL	48,883,440.61	State Equalized Valuation	1,835,079,360	Total	19,082,885.39
		State Equalization Ratio	100.18		

1112
 Population 1980 3,487
 Population 1990 5,815
 S & P Rating
 Moody Rating AAA
 General Tax Rate Per \$100. 6.28
 State Equalized Tax Rate 1.59

WASHINGTON TOWNSHIP - MERCER CO.
 Form of Government
 Township Committee
 Number of Members - 5

PER CAPITA:
 Gross Debt 2,749.99
 Net Debt 868.85
 Debt Service 63.87
 Total Tax Levy 1,219.66
 Municipal Expenditures 738.00
 PER CENT:
 Gross Debt 4.00
 Net Debt 1.26
 Tax Levy Collected 95.76
 Tax Levy Cancelled, Abated or Adjusted .28

EXPENDITURES		REVENUES-REALIZED		1991 PROPERTY TAX	
GENERAL GOVERNMENT				STATE EQUALIZED TAX RATE	
Governing Body & Public Boards		1991 Property Taxes Collected		Local District School Taxes	3,377,513.00
Municipal Clerk		1991 Payments in Lieu of Taxes		Regional & Consolidated School Tax	
Financial Administration	85,567.00	Delinquent Tax & Lien Collections		School Taxes in Municipal Budget	
Assessment of Taxes	40,577.00	Business Personalty Replacement Taxes		County Taxes	2,025,849.98
Collection of Taxes	36,568.00	Taxes from Public Utilities		County Library Taxes	180,667.77
Planning, Housing & Development	741,440.00	Other Miscellaneous Tax Revenues		Local Municipal Purpose Taxes	1,081,695.00
Human Resources	73,531.57	State Aid Revenues		Veteran & Senior Citizen Taxes	31,350.00
Elections	2,500.00	Federal Aid Revenues		Total Taxes for Rate Computation	6,697,075.75
General Administration (other)	577,888.00	State and Local Fiscal Assistance Act Utilized		Special District Taxes	341,283.37
JUDICIARY		Sale of Acquired Property		Bank Corp. Taxes	
Municipal Courts	147,104.00	Other Miscellaneous Revenues		Added and Omitted Taxes	85,330.59
PUBLIC SAFETY		Total		Total Taxes Levied - ABSTRACT	7,092,339.71
Fire Protection	11,552.00	Prior Years Surplus Appropriated		Total Taxes Billed	7,107,710.99
Police Protection	841,464.08	REVENUES TOTAL		1991 TAXES COLLECTED	6,806,117.39
Civil Defense & Disaster Control	1,000.00	Reserve For Uncollected Taxes		1991 Taxes Cancelled, Abated or Adjusted	19,892.80
Environmental Inspection & Control	98,973.00	CAPITAL OUTLAY TOTAL		Transfer to Tax Title Liens or Foreclosed	
Other Public Safety				Balance Outstanding Dec. 31, 1991	281,700.80
PUBLIC WORKS		Public Enterprises		PRIOR YEARS TAXES OUTSTANDING	
Streets and Drainage	258,270.00	Recreation-Culture		Balance January 1, 1991	288,970.42
Sewers and Sewage Processing	10,000.00	Public Works		Collected in 1991	288,970.42
Garbage and Trash Disposal	335,000.00	Buildings and Grounds		Cancelled, Abated or Adjusted 1991	
Public Buildings and Grounds	122,016.00	Library and Education		Transfers to Tax Title Liens or Foreclosed	
Other Public Works		Conservation		Balance December 31, 1991	
HEALTH and WELFARE		All Other		TAX TITLE LIENS OUTSTANDING	
Health Services Except Environmental	39,415.00	CAPITAL DEBT AUTHORIZED, DECEMBER 31, 1991		Balance January 1, 1991	
Welfare-Public Assistance	5,855.00	ISSUED AND UNISSUED		Transfer From Taxes	
Hospital, Clinics, First Aid		GROSS DEBT		Redeemed in 1991	
Animal, Insect, & Rodent Control	3,700.00	NET DEBT		Cancelled, Abated or Adjusted (1991)	
Other Welfare Services				Transfers to Foreclosed Property	
RECREATION and CONSERVATION				Balance December 31, 1991	
Beaches and Boardwalks				PROPERTY ACQUIRED BY DEED OR	
Parks, Playgrounds, Shade Trees				FORECLOSURE	
Land Reclamation & Conservation	4,113.65			Balance January 1, 1991	5,450.00
Other Recreational Services	30,990.00			Transfers From Taxes or Liens	
EDUCATION (excluding schools)				Sale for Cash (1991)	
Libraries	2,000.00			Cancelled, Abated or Adjusted (1991)	
Other Educational Services	100.00			Balance December 31, 1991	5,450.00
STATUTORY EXPENDITURES				CURRENT FINANCES DECEMBER 31, 1991	
Pensions & F. I. C. A.	138,296.00			ASSETS	
Employee Fringe Benefits				Cash Dec. 31, 1991	2,970,603.83
Other Statutory Expenditures				Taxes Receivable	281,700.80
CETA And Other Public Employment Programs				Tax Title Liens	
MUNICIPAL FUNCTIONS TOTAL	3,612,920.30			Foreclosed Property	5,450.00
CAPITAL IMPROVEMENTS *MEMO*	10,000.00			Emergencies & Other Deferred Charges	86,000.00
DEBT SERVICE				State and Federal Aid Receivable	
Principal Payments	140,000.00			Other Receivables	12,294.90
Interest Payments	231,412.19			Total	3,356,049.53
DEFERRED CHARGES	12,000.00			LIABILITIES, RESERVES, AND SURPLUS	
SCHOOL, COUNTY, SPECIAL DISTRICT TAXES	5,925,314.12			Cash Liabilities	2,542,687.56
RESERVE FOR UNCOLLECTED TAXES	295,123.00			Reserves for Receivables	299,445.70
EXPENDITURES TOTAL	10,216,769.61			Surplus Dec. 31, 1991	513,910.27
				Total	3,356,049.53

1438
Population 1980 11,402
Population 1990 15,592
S & P Rating
Moody Rating

General Tax Rate Per \$100. 4.13
State Equalized Tax Rate 2.01

WASHINGTON TOWNSHIP - MORRIS CO.
Form of Government
Mayor Council Plan E (OMCL 50)
Number of Members - 5

PER CAPITA:
Gross Debt 576.96
Net Debt 50.41
Debt Service 26.89
Total Tax Levy 1,547.44
Municipal Expenditures 507.12
PER CENT:
Gross Debt .75
Net Debt .07
Tax Levy Collected 96.20
Tax Levy Cancelled, Abated or Adjusted .49

EXPENDITURES		REVENUES-REALIZED		1991 PROPERTY TAX	
GENERAL GOVERNMENT		1991 Property Taxes Collected		STATE EQUALIZED TAX RATE	
Governing Body & Public Boards		1991 Payments in Lieu of Taxes	23,256,653.95	Local District School Taxes	.90 10,658,015.00
Municipal Clerk		Delinquent Tax & Lien Collections	673,515.59	Regional & Consolidated School Tax	.47 5,534,030.52
Financial Administration	67,830.00	Business Personalty Replacement Taxes	107,998.32	School Taxes in Municipal Budget	
Assessment of Taxes	93,140.00	Taxes from Public Utilities	902,899.00	County Taxes	.28 * 3,369,592.21
Collection of Taxes	91,081.00	Other Miscellaneous Tax Revenues		County Library Taxes	
Planning, Housing & Development	150,515.00	State Aid Revenues	541,546.43	Local Municipal Purpose Taxes	.36 4,220,525.00
Human Resources	88,638.00	Federal Aid Revenues		Veteran & Senior Citizen Taxes	54,200.00
Elections	3,800.00	State and Local Fiscal Assistance Act Utilized		Total Taxes for Rate Computation	2.01 23,836,362.73
General Administration (other)	935,214.00	Sale of Acquired Property		Special District Taxes	
JUDICIARY		Other Miscellaneous Revenues	975,648.20	Bank Corp. Taxes	
Municipal Courts	114,911.00	Prior Years Surplus Appropriated	1,300,000.00	Added and Omitted Taxes	345,445.80
PUBLIC SAFETY		Reserve For Uncollected Taxes	1,078,520.00	Total Taxes Levied - ABSTRACT	24,127,608.53
Fire Protection	97,465.00	TOTAL	27,758,261.49	Total Taxes Billed	24,175,893.22
Police Protection	1,475,029.43	CAPITAL OUTLAY	773,137.95	1991 TAXES COLLECTED	23,256,653.95
Civil Defense & Disaster Control	734.00	Public Enterprises		1991 Taxes Cancelled, Abated or Adjusted	119,174.62
Environmental Inspection & Control	51,425.00	Recreation-Culture		Transfer to Tax Title Liens or Foreclosed	113,972.14
Other Public Safety	104,121.00	Public Works		Balance Outstanding Dec. 31, 1991	686,092.51
PUBLIC WORKS		Buildings and Grounds	773,137.95	PRIOR YEARS TAXES OUTSTANDING	
Streets and Drainage	1,364,300.00	Library and Education		Balance January 1, 1991	847,650.29
Sewers and Sewage Processing	136,500.00	Conservation		Collected in 1991	646,574.21
Garbage and Trash Disposal		All Other		Cancelled, Abated or Adjusted 1991	96,112.87
Public Buildings and Grounds	68,395.00	CAPITAL DEBT AUTHORIZED, DECEMBER 31, 1991		Transfers to Tax Title Liens or Foreclosed	43,289.63
Other Public Works		ISSUED AND UNISSUED		Balance December 31, 1991	61,673.58
HEALTH and WELFARE		School	8,209,936	TAX TITLE LIENS OUTSTANDING	
Health Services Except Environmental	204,258.00	Self-Liquidating		Balance January 1, 1991	181,089.51
Welfare-Public Assistance	3,462.00	Other	786,001	Transfer From Taxes	165,997.72
Hospital, Clinics, First Aid		Total	8,995,937	Redeemed in 1991	26,941.38
Animal, Insect, & Rodent Control		ISSUED AND OUTSTANDING		Cancelled, Abated or Adjusted (1991)	
Other Welfare Services		School	8,209,936.96	Transfers to Foreclosed Property	
RECREATION and CONSERVATION		Self-Liquidating		Balance December 31, 1991	320,145.85
Beaches and Boardwalks		Other	786,001.00	PROPERTY ACQUIRED BY DEED OR	
Parks, Playgrounds, Shade Trees	2,125.00	Total	8,995,937.96	FORECLOSURE	
Land Reclamation & Conservation	390.00	EQUALIZED VALUATION BASIS		Balance January 1, 1991	435,300.00
Other Recreational Services	66,860.00	FOR NET DEBT COMPUTATION	1,204,287,367	Transfers From Taxes or Liens	
EDUCATION (excluding schools)		REAL PROPERTY VALUATIONS		Sale for Cash (1991)	
Libraries	342,140.00	Code Class # of Parcels % VAL'N		Cancelled, Abated or Adjusted (1991)	
Other Educational Services	7,986.00	1 Vacant Land 714 3.55	20,414,600.00	Balance December 31, 1991	435,300.00
STATUTORY EXPENDITURES		2 Residential 4611 84.55	485,846,800.00	CURRENT FINANCES DECEMBER 31, 1991	
Pensions & F. L. C. A.	575,950.00	3 Farm 617 4.17	23,953,300.00	ASSETS	
Employee Fringe Benefits	357,899.00	4a Commercial 149 3.25	18,667,400.00	Cash Dec. 31, 1991	3,415,609.63
Other Statutory Expenditures	5,000.00	4b Industrial 23 2.38	13,662,800.00	Taxes Receivable	747,766.09
CETA And Other Public Employment Programs		4c Apartments 5 2.11	12,100,600.00	Tax Title Liens	320,145.85
MUNICIPAL FUNCTIONS		Total 6112	574,645,500.00	Foreclosed Property	435,300.00
CAPITAL IMPROVEMENTS	250,000.00	Land Area 45.12 Sq. Miles		Emergencies & Other Deferred Charges	
DEBT SERVICE		Net Valuation Taxable-Municipal	577,008,412	State and Federal Aid Receivable	
Principal Payments	350,000.00	Net Valuation Taxable-County	1,254,976,689	Other Receivables	179,195.67
Interest Payments	69,297.64	State Equalized Valuation	1,182,333,138	Total	5,098,017.24
DEFERRED CHARGES		State Equalization Ratio	48.70	LIABILITIES, RESERVES, AND SURPLUS	
SCHOOL, COUNTY, SPECIAL DISTRICT TAXES	19,561,637.73			Cash Liabilities	1,250,135.71
RESERVE FOR UNCOLLECTED TAXES	1,078,520.00			Reserves for Receivables	1,682,407.61
EXPENDITURES	27,463,673.30			Surplus Dec. 31, 1991	2,165,473.92
				Total	5,098,017.24

2122

Population 1980 4,243
 Population 1990 5,367
 S & P Rating
 Moody Rating

General Tax Rate Per \$100. 1.84
 State Equalized Tax Rate 1.92

WASHINGTON TOWNSHIP - WARREN CO.
 Form of Government
 Township Committee
 Number of Members - 5

PER CAPITA:
 Gross Debt 597.41
 Net Debt 116.88
 Debt Service 15.30
 Total Tax Levy 1,243.26
 Municipal Expenditures 465.51

PER CENT:
 Gross Debt .92
 Net Debt .18
 Tax Levy Collected 93.06
 Tax Levy Cancelled, Abated or Adjusted

EXPENDITURES	REVENUES-REALIZED	1991 PROPERTY TAX
GENERAL GOVERNMENT		STATE EQUALIZED TAX RATE
Governing Body & Public Boards	1991 Property Taxes Collected 6,209,784.70	Local District School Taxes .62 2,154,808.55
Municipal Clerk	1991 Payments in Lieu of Taxes	Regional & Consolidated School Tax .55 1,906,043.38
Financial Administration 45,450.00	Delinquent Tax & Lien Collections 339,522.79	School Taxes in Municipal Budget
Assessment of Taxes 40,574.00	Business Personalty Replacement Taxes 63,024.32	County Taxes .62 2,137,933.76
Collection of Taxes 39,729.00	Taxes from Public Utilities 363,049.00	County Library Taxes .65 169,931.34
Planning, Housing & Development 37,398.00	Other Miscellaneous Tax Revenues	Local Municipal Purpose Taxes .68 274,291.00
Human Resources 73,133.37	State Aid Revenues 250,762.00	Veteran & Senior Citizen Taxes 47,200.00
Elections	Federal Aid Revenues	Total Taxes for Rate Computation 1.92 6,690,208.03
General Administration (other) 236,720.00	State and Local Fiscal Assistance Act Utilized	Special District Taxes
JUDICIARY	Sale of Acquired Property	Bank Corp. Taxes
Municipal Courts 35,999.52	Other Miscellaneous Revenues	Added and Omitted Taxes 29,578.22
PUBLIC SAFETY	Total 337,194.94	Total Taxes Levied - ABSTRACT 6,672,586.25
Fire Protection 61,409.00	Prior Years Surplus Appropriated 1,220,761.00	Total Taxes Billed 6,672,586.25
Police Protection 458,676.34	REVENUES TOTAL 8,783,098.65	1991 TAXES COLLECTED 6,209,784.70
Civil Defense & Disaster Control 4,900.65	Reserve For Uncollected Taxes 723,367.63	1991 Taxes Cancelled, Abated or Adjusted
Environmental Inspection & Control	CAPITAL OUTLAY TOTAL 348,851.51	Transfer to Tax Title Liens or Foreclosed
Other Public Safety		Balance Outstanding Dec. 31, 1991 462,801.55
PUBLIC WORKS		PRIOR YEARS TAXES OUTSTANDING
Streets and Drainage 253,021.00	Public Enterprises	Balance January 1, 1991 356,512.15
Sewers and Sewage Processing 1,977.76	Recreation-Culture	Collected in 1991 322,547.56
Garbage and Trash Disposal 11,000.00	Public Works 16,988.69	Cancelled, Abated or Adjusted 1991
Public Buildings and Grounds 37,790.00	Buildings and Grounds 331,362.32	Transfers to Tax Title Liens or Foreclosed
Other Public Works	Library and Education	Balance December 31, 1991 33,964.59
HEALTH and WELFARE	Conservation	TAX TITLE LIENS OUTSTANDING
Health Services Except Environmental 10,450.00	All Other	Balance January 1, 1991 167,695.79
Welfare-Public Assistance 5,100.00	CAPITAL DEBT AUTHORIZED, DECEMBER 31, 1991	Transfer From Taxes
Hospital, Clinics, First Aid 2,000.00	ISSUED AND UNISSUED GROSS DEBT NET DEBT	Redeemed in 1991 15,975.23
Animal, Insect, & Rodent Control 6,596.00	School 2,579,000	Cancelled, Abated or Adjusted (1991)
Other Welfare Services	Self-Liquidating	Transfers to Foreclosed Property
RECREATION and CONSERVATION	Other 627,300 627,300	Balance December 31, 1991 151,720.56
Beaches and Boardwalks	Total 3,206,300 627,300	PROPERTY ACQUIRED BY DEED OR
Parks, Playgrounds, Shade Trees	ISSUED AND OUTSTANDING	FORECLOSURE
Land Reclamation & Conservation 6,547.12	School 2,579,000.00	Balance January 1, 1991 7,375.00
Other Recreational Services 6,025.00	Self-Liquidating	Transfers From Taxes or Liens
EDUCATION (excluding schools)	Other 325,000.00	Sale for Cash (1991)
Libraries	Total 2,904,000.00	Cancelled, Abated or Adjusted (1991)
Other Educational Services 500.00	EQUALIZED VALUATION BASIS FOR NET DEBT COMPUTATION 347,686.933	Balance December 31, 1991 7,375.00
STATUTORY EXPENDITURES	REAL PROPERTY VALUATIONS	CURRENT FINANCES DECEMBER 31, 1991
Pensions & F. L. C. A. 149,732.00	Code Class # of Parcels % VAL'N ASSESSED VALUATION	ASSETS
Employee Fringe Benefits 112,539.00	1 Vacant Land 512 9.70 34,984,400.00	Cash Dec. 31, 1991 2,480,568.20
Other Statutory Expenditures 3,675.00	2 Residential 1733 72.73 262,399,400.00	Taxes Receivable 496,766.14
CETA And Other Public Employment Programs	3 Farm 251 3.21 11,594,730.00	Tax Title Liens 151,720.56
MUNICIPAL FUNCTIONS TOTAL 1,645,942.76	4a Commercial 36 12.70 45,812,600.00	Foreclosed Property 7,375.00
CAPITAL IMPROVEMENTS *MEMO* 15,000.00	4b Industrial 7 1.13 4,058,900.00	Emergencies & Other Deferred Charges 153,400.00
DEBT SERVICE	4c Apartments 3 .53 1,915,300.00	State and Federal Aid Receivable
Principal Payments 65,400.00	Total 2592 360,765,330.00	Other Receivables 203,979.26
Interest Payments 16,702.05	Land Area 18.15 Sq. Miles	Total 3,493,809.16
DEFERRED CHARGES 47,000.00	Net Valuation Taxable-Municipal 362,611,828	LIABILITIES, RESERVES, AND SURPLUS
SCHOOL, COUNTY, SPECIAL DISTRICT TAXES 6,363,717.03	Net Valuation Taxable-County 359,565,127	Cash Liabilities 1,342,537.64
RESERVE FOR UNCOLLECTED TAXES 723,367.63	State Equalized Valuation 347,407,159	Reserves for Receivables 859,840.96
EXPENDITURES TOTAL 9,867,129.47	State Equalization Ratio 104.40	Surplus Dec. 31, 1991 1,291,430.56
		Total 3,493,809.16

1821
Population 1980 5,290
Population 1990 5,110
S & P Rating
Moody Rating AA

General Tax Rate Per \$100. 3.33
State Equalized Tax Rate 1.51

WATCHUNG BOROUGH - SOMERSET CO.
Form of Government
Borough Council
Number of Members - 6

PER CAPITA:
Gross Debt 2,258.00
Net Debt 2,230.65
Debt Service 106.08
Total Tax Levy 2,705.42
Municipal Expenditures 921.87
PER CENT:
Gross Debt 1.23
Net Debt 1.22
Tax Levy Collected 97.13
Tax Levy Cancelled, Abated or Adjusted .15

EXPENDITURES		REVENUES-REALIZED		1991 PROPERTY TAX	
GENERAL GOVERNMENT		1991 Property Taxes Collected		STATE EQUALIZED TAX RATE	
Governing Body & Public Boards		1991 Payments in Lieu of Taxes	13,444,621.47	Local District School Taxes	.43 3,909,027.00
Municipal Clerk		Delinquent Tax & Lien Collections	300,219.74	Regional & Consolidated School Tax	.31 2,792,057.77
Financial Administration	95,656.54	Business Personalty Replacement Taxes	229,597.08	School Taxes in Municipal Budget	
Assessment of Taxes	33,763.50	Taxes from Public Utilities	572,055.00	County Taxes	.47 * 4,255,945.28
Collection of Taxes	37,127.96	Other Miscellaneous Tax Revenues		County Library Taxes	.03 273,824.30
Planning, Housing & Development	3,300.00	State Aid Revenues	154,212.72	Local Municipal Purpose Taxes	.28 2,520,901.99
Human Resources	39,644.30	Federal Aid Revenues		Veteran & Senior Citizen Taxes	
Elections	1,352.55	State and Local Fiscal Assistance Act Utilized		Total Taxes for Rate Computation	1.52 13,776,006.34
General Administration (other)	639,085.48	Sale of Acquired Property		Special District Taxes	
JUDICIARY		Other Miscellaneous Revenues	700,047.69	Bank Corp. Taxes	
Municipal Courts	129,994.36	Prior Years Surplus Appropriated	15,400,753.70	Added and Omitted Taxes	72,958.13
PUBLIC SAFETY		REVENUES TOTAL	15,750,753.70	Total Taxes Levied - ABSTRACT	13,824,714.47
Fire Protection	226,612.53	Reserve For Uncollected Taxes	344,163.35	Total Taxes Billed	13,842,556.78
Police Protection	1,371,693.55	CAPITAL OUTLAY TOTAL	1,134,391.21	1991 TAXES COLLECTED	13,444,621.47
Civil Defense & Disaster Control	1,000.00			1991 Taxes Cancelled, Abated or Adjusted	20,583.83
Environmental Inspection & Control	40,545.24			Transfer to Tax Title Liens or Foreclosed	1,118.88
Other Public Safety				Balance Outstanding Dec. 31, 1991	376,232.60
PUBLIC WORKS				PRIOR YEARS TAXES OUTSTANDING	
Streets and Drainage	245,289.86			Balance January 1, 1991	319,402.87
Sewers and Sewage Processing	106,657.91			Collected in 1991	300,219.74
Garbage and Trash Disposal				Cancelled, Abated or Adjusted 1991	39.53
Public Buildings and Grounds	146,311.96			Transfers to Tax Title Liens or Foreclosed	588.35
Other Public Works	30,000.00			Balance December 31, 1991	18,555.25
HEALTH and WELFARE				TAX TITLE LIENS OUTSTANDING	
Health Services Except Environmental	37,272.00			Balance January 1, 1991	
Welfare-Public Assistance	3,225.00			Transfer From Taxes	1,781.07
Hospital, Clinics, First Aid	5,250.00			Redeemed in 1991	
Animal, Insect, & Rodent Control	500.00			Cancelled, Abated or Adjusted (1991)	
Other Welfare Services				Transfers to Foreclosed Property	
RECREATION and CONSERVATION				Balance December 31, 1991	1,781.07
Beaches and Boardwalks				PROPERTY ACQUIRED BY DEED OR FORECLOSURE	
Parks, Playgrounds, Shade Trees				Balance January 1, 1991	
Land Reclamation & Conservation	15,000.00			Transfers From Taxes or Liens	
Other Recreational Services	26,625.00			Sale for Cash (1991)	
EDUCATION (excluding schools)				Cancelled, Abated or Adjusted (1991)	
Libraries	4,400.00			Balance December 31, 1991	
Other Educational Services	700.00			CURRENT FINANCES DECEMBER 31, 1991	
STATUTORY EXPENDITURES				ASSETS	
Pensions & F. I. C. A.	232,408.00			Cash Dec. 31, 1991	878,212.73
Employee Fringe Benefits	234,623.00			Taxes Receivable	394,787.85
Other Statutory Expenditures				Tax Title Liens	1,781.07
CETA And Other Public Employment Programs				Foreclosed Property	
MUNICIPAL FUNCTIONS TOTAL	3,708,538.74			Emergencies & Other Deferred Charges	95,038.00
CAPITAL IMPROVEMENTS * ME.MO	200,000.00			State and Federal Aid Receivable	19,962.96
DEBT SERVICE				Other Receivables	126,005.92
Principal Payments	416,233.06			Total	1,519,788.53
Interest Payments	125,359.93			LIABILITIES, RESERVES, AND SURPLUS	
DEFERRED CHARGES	115,955.58			Cash Liabilities	520,140.64
SCHOOL, COUNTY, SPECIAL DISTRICT TAXES	11,230,854.35			Reserves for Receivables	522,574.84
RESERVE FOR UNCOLLECTED TAXES	344,163.35			Surplus Dec. 31, 1991	477,073.05
EXPENDITURES TOTAL	15,941,605.01			Total	1,519,788.53

0435
 Population 1980 8,126
 Population 1990 10,940
 S & P Rating
 Moody Rating BAA1

General Tax Rate Per \$100. 6.08
 State Equalized Tax Rate 2.77

WATERFORD TOWNSHIP - CAMDEN CO.
 Form of Government
 Township Committee
 Number of Members - 5

PER CAPITA:
 Gross Debt 620.76
 Net Debt 146.19
 Debt Service 39.82
 Total Tax Levy 929.46
 Municipal Expenditures 443.31

PER CENT:
 Gross Debt 2.00
 Net Debt .47
 Tax Levy Collected 95.60
 Tax Levy Cancelled, Abated or Adjusted .17

EXPENDITURES		REVENUES-REALIZED		1991 PROPERTY TAX	
GENERAL GOVERNMENT				STATE EQUALIZED TAX RATE	
Governing Body & Public Boards		1991 Property Taxes Collected	9,724,723.31	Local District School Taxes	51 3,314,535.00
Municipal Clerk		1991 Payments in Lieu of Taxes		Regional & Consolidated School Tax	50 1,836,071.96
Financial Administration	78,925.04	Delinquent Tax & Lien Collections	415,097.47	School Taxes in Municipal Budget	
Assessment of Taxes	39,672.71	Business Personalty Replacement Taxes	28,736.24	County Taxes	81 2,938,673.86
Collection of Taxes	74,010.34	Taxes from Public Utilities	746,199.00	County Library Taxes	
Planning, Housing & Development	26,265.95	Other Miscellaneous Tax Revenues		Local Municipal Purpose Taxes	55 2,000,940.77
Human Resources	80,906.01	State Aid Revenues	639,481.08	Veteran & Senior Citizen Taxes	
Elections	6,368.54	Federal Aid Revenues		Total Taxes for Rate Computation	2.77 10,189,071.59
General Administration (other)	433,844.56	State and Local Fiscal Assistance Act Utilized		Special District Taxes	
JUDICIARY		Sale of Acquired Property		Bank Corp. Taxes	
Municipal Courts	76,239.83	Other Miscellaneous Revenues	616,743.37	Added and Omitted Taxes	78,073.17
PUBLIC SAFETY		Total	12,170,980.47	Total Taxes Levied - ABSTRACT	10,168,294.76
Fire Protection	97,800.00	Prior Years Surplus Appropriated	5,621,249.25	Total Taxes Billed	10,172,097.77
Police Protection	815,759.57	REVENUES TOTAL	17,792,229.72	1991 TAXES COLLECTED	9,724,723.31
Civil Defense & Disaster Control	750.00	Reserve For Uncollected Taxes	526,803.76	1991 Taxes Cancelled, Abated or Adjusted	17,777.10
Environmental Inspection & Control	149,917.67	CAPITAL OUTLAY TOTAL	121,528.43	Transfer to Tax Title Liens or Foreclosed	960.95
Other Public Safety				Balance Outstanding Dec. 31, 1991	428,636.41
PUBLIC WORKS				PRIOR YEARS TAXES OUTSTANDING	
Streets and Drainage	216,737.37	Public Enterprises		Balance January 1, 1991	420,867.22
Sewers and Sewage Processing	497,118.46	Recreation—Culture	10,920.00	Collected in 1991	415,097.47
Garbage and Trash Disposal	200,948.51	Public Works	80,704.00	Cancelled, Abated or Adjusted 1991	990.90
Public Buildings and Grounds	159,008.27	Buildings and Grounds	29,904.58	Transfers to Tax Title Liens or Foreclosed	126.79
Other Public Works	31,281.09	Library and Education		Balance December 31, 1991	4,652.06
HEALTH and WELFARE		Conservation		TAX TITLE LIENS OUTSTANDING	
Health Services Except Environmental	1,557.69	All Other		Balance January 1, 1991	20,630.19
Welfare—Public Assistance	21,799.90	CAPITAL DEBT AUTHORIZED, DECEMBER 31, 1991		Transfer From Taxes	1,126.31
Hospital, Clinics, First Aid		ISSUED AND UNISSUED		Redeemed in 1991	
Animal, Insect, & Rodent Control	4,000.00	School	5,188,761	Cancelled, Abated or Adjusted (1991)	
Other Welfare Services		Self-Liquidating		Transfers to Foreclosed Property	19,153.53
RECREATION and CONSERVATION		Other	1,602,325	Balance December 31, 1991	2,602.97
Beaches and Boardwalks		Total	6,791,086	PROPERTY ACQUIRED BY DEED OR FORECLOSURE	
Parks, Playgrounds, Shade Trees	33,200.00	ISSUED AND OUTSTANDING		Balance January 1, 1991	63,832.47
Land Reclamation & Conservation	900.00	School	5,188,761.61	Transfers From Taxes or Liens	19,153.53
Other Recreational Services	5,500.00	Self-Liquidating		Sale for Cash (1991)	
EDUCATION (excluding schools)		Other	1,275,802.83	Cancelled, Abated or Adjusted (1991)	
Libraries	134,500.00	Total	6,464,564.44	Balance December 31, 1991	82,986.00
Other Educational Services		EQUALIZED VALUATION BASIS		CURRENT FINANCES DECEMBER 31, 1991	
STATUTORY EXPENDITURES		FOR NET DEBT COMPUTATION	339,275,418	ASSETS	
Pensions & F. I. C. A.	329,123.13	REAL PROPERTY VALUATIONS		Cash Dec. 31, 1991	3,138,616.23
Employee Fringe Benefits	358,000.00	Code Class # of Parcels % VAL'N		Taxes Receivable	433,288.47
Other Statutory Expenditures	8,000.00	1 Vacant Land 647 3.98	6,557,165.00	Tax Title Liens	2,602.97
CETA And Other Public Employment Programs		2 Residential 3117 85.14	140,285,950.00	Foreclosed Property	82,986.00
MUNICIPAL FUNCTIONS TOTAL	3,872,135.14	3 Farm 233 2.23	3,678,060.00	Emergencies & Other Deferred Charges	98,467.96
CAPITAL IMPROVEMENTS *MEMO*	66,000.00	4a Commercial 126 7.72	12,718,200.00	State and Federal Aid Receivable	
DEBT SERVICE		4b Industrial 6 .36	594,500.00	Other Receivables	146,094.45
Principal Payments	329,954.08	4c Apartments 3 .57	932,300.00	Total	3,902,056.08
Interest Payments	105,720.19	Total 4132	164,766,175.00	LIABILITIES, RESERVES, AND SURPLUS	
DEFERRED CHARGES	15,154.66	Land Area 36.11 Sq. Miles		Cash Liabilities	1,851,831.70
SCHOOL, COUNTY, SPECIAL DISTRICT TAXES	8,089,230.82	Net Valuation Taxable-Municipal	165,959,643	Reserves for Receivables	664,971.89
RESERVE FOR UNCOLLECTED TAXES	526,803.76	Net Valuation Taxable-County	346,307,130	Surplus Dec. 31, 1991	1,385,252.49
EXPENDITURES TOTAL	12,939,048.65	State Equalized Valuation	362,522,799	Total	3,902,056.08
		State Equalization Ratio	45.60		

1614
 Population 1980 46,474
 Population 1990 47,025
 S & P Rating AA
 Moody Rating AA

General Tax Rate Per \$100. 6.85
 State Equalized Tax Rate 1.91

WAYNE TOWNSHIP - PASSAIC COUNTY
 Form of Government
 Mayor-Council Plan F (OMCL 50)
 Number of Members - 9

PER CAPITA:
 Gross Debt 1,630.79
 Net Debt 719.30
 Debt Service 88.94
 Total Tax Levy 1,998.00
 Municipal Expenditures 783.56

PER CENT:
 Gross Debt 1.55
 Net Debt .68
 Tax Levy Collected 97.16
 Tax Levy Cancelled, Abated or Adjusted .85

EXPENDITURES		REVENUES-REALIZED		1991 PROPERTY TAX	
GENERAL GOVERNMENT				STATE EQUALIZED TAX RATE	
Governing Body & Public Boards	67,430.00	1991 Property Taxes Collected	91,290,465.00	Local District School Taxes	46,144,842.75
Municipal Clerk	311,570.00	1991 Payments in Lieu of Taxes		Regional & Consolidated School Tax	
Financial Administration	386,345.00	Delinquent Tax & Lien Collections	1,768,956.00	School Taxes in Municipal Budget	
Assessment of Taxes	205,534.00	Business Personalty Replacement Taxes	862,875.00	County Taxes	23,235,615.16
Collection of Taxes	203,613.00	Taxes from Public Utilities	3,130,667.00	County Library Taxes	
Planning, Housing & Development	240,493.00	Other Miscellaneous Tax Revenues		Local Municipal Purpose Taxes	24,430,000.00
Human Resources	304,386.00	State Aid Revenues	2,315,408.00	Veteran & Senior Citizen Taxes	309,000.00
Elections		Federal Aid Revenues		Total Taxes for Rate Computation	94,119,457.91
General Administration (other)	3,699,508.00	State and Local Fiscal Assistance Act Utilized		Special District Taxes	
JUDICIARY		Sale of Acquired Property		Bank Corp. Taxes	
Municipal Courts	344,421.00	Other Miscellaneous Revenues	4,087,089.00	Added and Omitted Taxes	145,511.00
PUBLIC SAFETY		Total	103,455,460.00	Total Taxes Levied - ABSTRACT	93,955,968.91
Fire Protection	493,230.00	Prior Years Surplus Appropriated	2,096,221.00	Total Taxes Billed	93,957,650.00
Police Protection	6,565,490.00	REVENUES TOTAL	105,551,681.00	1991 TAXES COLLECTED	91,290,465.00
Civil Defense & Disaster Control	13,276.00	Reserve For Uncollected Taxes	3,079,543.00	1991 Taxes Cancelled, Abated or Adjusted	794,166.00
Environmental Inspection & Control	347,404.00	CAPITAL OUTLAY TOTAL	5,302,312.00	Transfer to Tax Title Liens or Foreclosed	50,347.00
Other Public Safety				Balance Outstanding Dec. 31, 1991	1,821,672.00
PUBLIC WORKS				PRIOR YEARS TAXES OUTSTANDING	
Streets and Drainage	2,232,148.00	Public Enterprises	3,130,846.00	Balance January 1, 1991	2,323,595.00
Sewers and Sewage Processing		Recreation-Culture	68,678.00	Collected in 1991	1,723,786.00
Garbage and Trash Disposal	4,075,044.00	Public Works	1,311,891.00	Cancelled, Abated or Adjusted 1991	
Public Buildings and Grounds	508,721.00	Buildings and Grounds	774,367.00	Transfers to Tax Title Liens or Foreclosed	66,406.00
Other Public Works	111,000.00	Library and Education	16,530.00	Balance December 31, 1991	533,403.00
HEALTH and WELFARE		Conservation		TAX TITLE LIENS OUTSTANDING	
Health Services Except Environmental	463,301.00	All Other		Balance January 1, 1991	28,933.00
Welfare-Public Assistance	41,641.00	CAPITAL DEBT AUTHORIZED, DECEMBER 31, 1991		Transfer From Taxes	124,441.00
Hospital, Clinics, First Aid		ISSUED AND UNISSUED		Redeemed in 1991	45,170.00
Animal, Insect, & Rodent Control	62,000.00	School	5,984,880	Cancelled, Abated or Adjusted (1991)	
Other Welfare Services		Self-Liquidating	36,676,130	Transfers to Foreclosed Property	16,985.00
RECREATION and CONSERVATION		Other	34,027,000	Balance December 31, 1991	91,219.00
Beaches and Boardwalks		Total	76,688,010	PROPERTY ACQUIRED BY DEED OR FORECLOSURE	
Parks, Playgrounds, Shade Trees	971,112.00	ISSUED AND OUTSTANDING		Balance January 1, 1991	737,371.00
Land Reclamation & Conservation	741,360.00	School	5,110,000.00	Transfers From Taxes or Liens	16,985.00
Other Recreational Services	293,759.00	Self-Liquidating	32,305,159.00	Sale for Cash (1991)	
EDUCATION (excluding schools)		Other	23,361,000.00	Cancelled, Abated or Adjusted (1991)	
Libraries	1,798,024.00	Total	60,776,159.00	Balance December 31, 1991	754,356.00
Other Educational Services	35,458.00	EQUALIZED VALUATION BASIS		CURRENT FINANCES DECEMBER 31, 1991	
STATUTORY EXPENDITURES		FOR NET DEBT COMPUTATION	4,949,023,707	ASSETS	
Pensions & F. L. C. A.	2,015,335.00	REAL PROPERTY VALUATIONS		Cash Dec. 31, 1991	9,754,126.00
Employee Fringe Benefits	2,397,000.00	Code Class # of Parcels % VAL'N		Taxes Receivable	2,355,075.00
Other Statutory Expenditures		1 Vacant Land 1296 3.63	49,562,100.00	Tax Title Liens	91,219.00
CETA And Other Public Employment Programs		2 Residential 14477 63.78	869,927,200.00	Foreclosed Property	754,356.00
MUNICIPAL FUNCTIONS TOTAL	28,929,103.00	3 Farm 30 .08	1,053,800.00	Emergencies & Other Deferred Charges	800,000.00
CAPITAL IMPROVEMENTS *MEMO*	110,000.00	4a Commercial 472 25.41	346,545,400.00	State and Federal Aid Receivable	127,634.00
DEBT SERVICE		4b Industrial 86 5.85	79,746,500.00	Other Receivables	
Principal Payments	2,958,688.00	4c Apartments 8 1.26	17,131,400.00	Total	13,882,410.00
Interest Payments	1,223,732.00	Total 16369	1,363,966,400.00	LIABILITIES, RESERVES, AND SURPLUS	
DEFERRED CHARGES	655,832.00	Land Area 24.39 Sq. Miles		Cash Liabilities	7,927,094.00
SCHOOL, COUNTY, SPECIAL DISTRICT TAXES	69,380,457.91	Net Valuation Taxable-Municipal	1,370,605,385	Reserves for Receivables	3,200,650.00
RESERVE FOR UNCOLLECTED TAXES	3,079,543.00	Net Valuation Taxable-County	5,321,403,703	Surplus Dec. 31, 1991	2,754,666.00
EXPENDITURES TOTAL	106,227,355.91	State Equalized Valuation	4,898,408,491	Total	13,882,410.00
		State Equalization Ratio	27.94		

0911

Population 1980 13,168
 Population 1990 12,385
 S & P Rating
 Moody Rating BAA

General Tax Rate Per \$100.

1.81

State Equalized Tax Rate

1.84

WEEHAWKEN TOWNSHIP - HUDSON CO.
 Form of Government
 Council-Manager Plan C (OMCL 50)
 Number of Members - 7

PER CAPITA:

Gross Debt 1,250.04
 Net Debt 1,234.29
 Debt Service 107.18
 Total Tax Levy 1,466.88
 Municipal Expenditures 924.79

PER CENT:

Gross Debt 1.66
 Net Debt 1.64
 Tax Levy Collected 96.62
 Tax Levy Cancelled, Abated or Adjusted

EXPENDITURES		REVENUES-REALIZED		1991 PROPERTY TAX	
GENERAL GOVERNMENT				STATE EQUALIZED TAX RATE	
Governing Body & Public Boards	47,250.00	1991 Property Taxes Collected	8,589,597.38	Local District School Taxes	.67 6,457,283.50
Municipal Clerk	74,000.00	1991 Payments in Lieu of Taxes	247,000.00	Regional & Consolidated School Tax	
Financial Administration	175,300.00	Delinquent Tax & Lien Collections	260,000.00	School Taxes in Municipal Budget	
Assessment of Taxes	44,700.00	Business Personalty Replacement Taxes	504,136.09	County Taxes	.59 5,671,730.80
Collection of Taxes	93,400.00	Taxes from Public Utilities	479,239.00	County Library Taxes	
Planning, Housing & Development	40,000.00	Other Miscellaneous Tax Revenues		Local Municipal Purpose Taxes	.59 5,717,917.66
Human Resources	286,855.00	State Aid Revenues	2,143,809.00	Veteran & Senior Citizen Taxes	40,950.00
Elections	8,000.00	Federal Aid Revenues		Total Taxes for Rate Computation	1.85 17,887,881.96
General Administration (other)	1,354,343.39	State and Local Fiscal Assistance Act Utilized		Special District Taxes	320,400.00
JUDICIARY		Sale of Acquired Property		Bank Corp. Taxes	
Municipal Courts	249,943.19	Other Miscellaneous Revenues	1,497,160.94	Added and Omitted Taxes	
PUBLIC SAFETY		Total	13,720,942.41	Total Taxes Levied - ABSTRACT	18,167,331.96
Fire Protection	2,708,464.00	Prior Years Surplus Appropriated	700,000.00	Total Taxes Billed	8,890,045.60
Police Protection	2,310,700.00	REVENUES TOTAL	14,420,942.41	1991 TAXES COLLECTED	8,589,597.38
Civil Defense & Disaster Control		Reserve For Uncollected Taxes	345,666.16	1991 Taxes Cancelled, Abated or Adjusted	
Environmental Inspection & Control	107,000.00	CAPITAL OUTLAY TOTAL	7,964,902.00	Transfer to Tax Title Liens or Foreclosed	
Other Public Safety				Balance Outstanding Dec. 31, 1991	300,448.22
PUBLIC WORKS				PRIOR YEARS TAXES OUTSTANDING	
Streets and Drainage	517,217.00	Public Enterprises		Balance January 1, 1991	477,512.95
Sewers and Sewage Processing	17,080.00	Recreation-Culture		Collected in 1991	241,567.75
Garbage and Trash Disposal		Public Works		Cancelled, Abated or Adjusted 1991	
Public Buildings and Grounds	85,000.00	Buildings and Grounds	7,964,902.00	Transfers to Tax Title Liens or Foreclosed	
Other Public Works	119,000.00	Library and Education		Balance December 31, 1991	235,945.20
HEALTH and WELFARE		Conservation		TAX TITLE LIENS OUTSTANDING	
Health Services Except Environmental	142,300.00	All Other		Balance January 1, 1991	
Welfare-Public Assistance	24,700.00	CAPITAL DEBT AUTHORIZED, DECEMBER 31, 1991		Transfer From Taxes	
Hospital, Clinics, First Aid		ISSUED AND UNISSUED		Redeemed in 1991	
Animal, Insect, & Rodent Control		School	195,000	Cancelled, Abated or Adjusted (1991)	
Other Welfare Services		Self-Liquidating		Transfers to Foreclosed Property	
RECREATION and CONSERVATION		Other	15,286,691	Balance December 31, 1991	
Beaches and Boardwalks		Total	15,481,691	PROPERTY ACQUIRED BY DEED OR FORECLOSURE	
Parks, Playgrounds, Shade Trees	95,300.00	ISSUED AND OUTSTANDING		Balance January 1, 1991	
Land Reclamation & Conservation	2,116.92	School	195,000.00	Transfers From Taxes or Liens	
Other Recreational Services	138,200.00	Self-Liquidating		Sale for Cash (1991)	
EDUCATION (excluding schools)		Other	11,512,000.00	Cancelled, Abated or Adjusted (1991)	
Libraries	238,050.00	Total	11,707,000.00	Balance December 31, 1991	
Other Educational Services	18,300.00	EQUALIZED VALUATION BASIS		CURRENT FINANCES DECEMBER 31, 1991	
STATUTORY EXPENDITURES		FOR NET DEBT COMPUTATION	933,790,658	ASSETS	
Pensions & F. I. C. A.	315,000.00	REAL PROPERTY VALUATIONS		Cash Dec. 31, 1991	5,766,352.54
Employee Fringe Benefits	494,700.00	Code Class # of Parcels % VAL'N	ASSESSED VALUATION	Taxes Receivable	536,393.42
Other Statutory Expenditures		1 Vacant Land 269 7.86	77,085,400.00	Tax Title Liens	
CETA And Other Public Employment Programs		2 Residential 2298 44.66	438,271,500.00	Foreclosed Property	
MUNICIPAL FUNCTIONS TOTAL	9,706,920.00	3 Farm		Emergencies & Other Deferred Charges	94,200.00
CAPITAL IMPROVEMENTS *MEMO*		4a Commercial 71 33.96	333,230,400.00	State and Federal Aid Receivable	3,078,666.69
DEBT SERVICE		4b Industrial 31 6.68	65,592,700.00	Other Receivables	34,111.20
Principal Payments	692,371.00	4c Apartments 125 6.84	67,153,000.00	Total	9,509,723.85
Interest Payments	635,071.25	Total 2794	931,333,000.00	LIABILITIES, RESERVES, AND SURPLUS	
DEFERRED CHARGES	73,548.00	Land Area .78 Sq. Miles		Cash Liabilities	8,145,211.02
SCHOOL, COUNTY, SPECIAL DISTRICT TAXES	12,449,414.30	Net Valuation Taxable-Municipal	983,290,982	Reserves for Receivables	570,504.62
RESERVE FOR UNCOLLECTED TAXES	345,666.16	Net Valuation Taxable-County	1,107,321,232	Surplus Dec. 31, 1991	794,008.21
EXPENDITURES TOTAL	23,902,990.71	State Equalized Valuation	965,466,082	Total	9,509,723.85
		State Equalization Ratio	101.35		

0819

Population 1980 2,303
 Population 1990 2,331
 S & P Rating
 Moody Rating

General Tax Rate Per \$100.

State Equalized Tax Rate

1.90

2.02

WENONAH BOROUGH - GLOUCESTER CO.
 Form of Government
 Borough Council
 Number of Members - 6

PER CAPITA:

Gross Debt 306.66
 Net Debt 142.74
 Debt Service 15.26
 Total Tax Levy 1,031.17
 Municipal Expenditures 437.23

PER CENT:

Gross Debt .66
 Net Debt .31
 Tax Levy Collected 97.52
 Tax Levy Cancelled, Abated or Adjusted .45

EXPENDITURES		REVENUES-REALIZED		1991 PROPERTY TAX	
GENERAL GOVERNMENT				STATE EQUALIZED TAX RATE	
Governing Body & Public Boards				Local District School Taxes .51	609,585.00
Municipal Clerk	14,100.00	1991 Property Taxes Collected	2,355,681.83	Regional & Consolidated School Tax .54	645,432.33
Financial Administration	15,625.00	1991 Payments in Lieu of Taxes		School Taxes in Municipal Budget	
Assessment of Taxes	6,250.00	Delinquent Tax & Lien Collections	22,941.87	County Taxes .57	683,004.00
Collection of Taxes	23,820.00	Business Personalty Replacement Taxes	3,976.40	County Library Taxes	
Planning, Housing & Development	17,600.00	Taxes from Public Utilities	99,630.00	Local Municipal Purpose Taxes .39	460,584.75
Human Resources	13,119.00	Other Miscellaneous Tax Revenues		Veteran & Senior Citizen Taxes	14,400.00
Elections	1,100.00	State Aid Revenues	169,199.38	Total Taxes for Rate Computation 2.01	2,417,006.08
General Administration (other)	102,305.66	Federal Aid Revenues		Special District Taxes	
JUDICIARY		State and Local Fiscal Assistance Act Utilized		Bank Corp. Taxes	
Municipal Courts	23,433.28	Sale of Acquired Property		Added and Omitted Taxes	1,058.29
PUBLIC SAFETY		Other Miscellaneous Revenues	100,093.82	Total Taxes Levied - ABSTRACT	2,403,664.37
Fire Protection	30,373.20		Total	Total Taxes Billed	2,415,530.49
Police Protection	231,422.44	Prior Years Surplus Appropriated	2,751,523.30	1991 TAXES COLLECTED	2,355,681.83
Civil Defense & Disaster Control		REVENUES TOTAL	2,927,698.98	1991 Taxes Cancelled, Abated or Adjusted	10,938.30
Environmental Inspection & Control	12,330.00	Reserve For Uncollected Taxes	26,041.82	Transfer to Tax Title Liens or Foreclosed	
Other Public Safety		CAPITAL OUTLAY TOTAL		Balance Outstanding Dec. 31, 1991	48,910.36
PUBLIC WORKS				PRIOR YEARS TAXES OUTSTANDING	
Streets and Drainage	220,145.18	Public Enterprises		Balance January 1, 1991	22,941.87
Sewers and Sewage Processing		Recreation-Culture		Collected in 1991	22,941.87
Garbage and Trash Disposal	76,125.00	Public Works		Cancelled, Abated or Adjusted 1991	
Public Buildings and Grounds	24,500.00	Buildings and Grounds		Transfers to Tax Title Liens or Foreclosed	
Other Public Works		Library and Education		Balance December 31, 1991	
HEALTH and WELFARE		Conservation		TAX TITLE LIENS OUTSTANDING	
Health Services Except Environmental	750.00	All Other		Balance January 1, 1991	
Welfare-Public Assistance	6,900.00	CAPITAL DEBT AUTHORIZED, DECEMBER 31, 1991		Transfer From Taxes	
Hospital, Clinics, First Aid		ISSUED AND UNISSUED GROSS DEBT NET DEBT		Redeemed in 1991	
Animal, Insect, & Rodent Control	200.00	School 210,508		Cancelled, Abated or Adjusted (1991)	
Other Welfare Services		Self-Liquidating 169,300		Transfers to Foreclosed Property	
RECREATION and CONSERVATION		Other 335,028	332,733	Balance December 31, 1991	
Beaches and Boardwalks		Total 714,836	332,733	PROPERTY ACQUIRED BY DEED OR FORECLOSURE	
Parks, Playgrounds, Shade Trees	2,650.00			Balance January 1, 1991	113,500.00
Land Reclamation & Conservation	500.00	ISSUED AND OUTSTANDING		Transfers From Taxes or Liens	
Other Recreational Services	400.00	School 210,508.76		Sale for Cash (1991)	
EDUCATION (excluding schools)		Self-Liquidating		Cancelled, Abated or Adjusted (1991)	74,800.00
Libraries	31,785.33	Other 50,028.75		Balance December 31, 1991	38,700.00
Other Educational Services		Total 260,537.51		CURRENT FINANCES DECEMBER 31, 1991	
STATUTORY EXPENDITURES		EQUALIZED VALUATION BASIS FOR NET DEBT COMPUTATION	107,987,074	ASSETS	
Pensions & F. I. C. A.	40,639.45	REAL PROPERTY VALUATIONS		Cash Dec. 31, 1991	414,095.31
Employee Fringe Benefits	48,800.00	Code Class # of Parcels % VAL'N ASSESSED VALUATION		Taxes Receivable	48,910.36
Other Statutory Expenditures		1 Vacant Land 155 3.49 4,418,200.00		Tax Title Liens	
CETA And Other Public Employment Programs		2 Residential 786 94.31 119,418,800.00		Foreclosed Property	38,700.00
MUNICIPAL FUNCTIONS TOTAL	949,873.54	3 Farm 2 2.02 2,554,300.00		Emergencies & Other Deferred Charges	45,800.00
CAPITAL IMPROVEMENTS *MEMO*		4a Commercial 1 2.02 2,554,300.00		State and Federal Aid Receivable	
DEBT SERVICE		4b Industrial 1 .19 235,300.00		Other Receivables	6,809.12
Principal Payments	30,000.00	4c Apartments 954 126,625,600.00		Total	554,314.79
Interest Payments	5,574.87	Total Land Area .99 Sq. Miles		LIABILITIES, RESERVES, AND SURPLUS	
DEFERRED CHARGES	7,700.00	Net Valuation Taxable-Municipal	127,077,484	Cash Liabilities	318,722.52
SCHOOL, COUNTY, SPECIAL DISTRICT TAXES	1,942,021.33	Net Valuation Taxable-County	108,760,255	Reserves for Receivables	94,419.48
RESERVE FOR UNCOLLECTED TAXES	26,041.82	State Equalized Valuation	119,483,221	Surplus Dec. 31, 1991	141,172.79
EXPENDITURES TOTAL	2,961,211.58	State Equalization Ratio	106.38	Total	554,314.79

1026

Population 1980 2,299
 Population 1990 2,251
 S & P Rating
 Moody Rating

General Tax Rate Per \$100. 1.59
 State Equalized Tax Rate 1.75

WEST AMWELL TWP. - HUNTERDON CO.
 Form of Government
 Township Committee
 Number of Members - 3

PER CAPITA: Gross Debt 249.99 PER CENT: Gross Debt .29
 Net Debt Net Debt
 Debt Service Tax Levy Collected 89.61
 Total Tax Levy 1,571.78 Tax Levy Cancelled, Abated
 Municipal Expenditures 886.67 or Adjusted .61

EXPENDITURES		REVENUES-REALIZED		1991 PROPERTY TAX	
GENERAL GOVERNMENT				STATE EQUALIZED TAX RATE	
Governing Body & Public Boards		1991 Property Taxes Collected	3,182,322.99	Local District School Taxes	.61 1,196,913.00
Municipal Clerk		1991 Payments in Lieu of Taxes		Regional & Consolidated School Tax	.63 1,249,769.17
Financial Administration	35,023.00	Delinquent Tax & Lien Collections	227,855.20	School Taxes in Municipal Budget	
Assessment of Taxes	33,800.00	Business Personalty Replacement Taxes	30,141.96	County Taxes	.33 645,509.09
Collection of Taxes	29,500.00	Taxes from Public Utilities	163,803.00	County Library Taxes	.03 51,884.69
Planning, Housing & Development	22,997.00	Other Miscellaneous Tax Revenues	971,756.39	Local Municipal Purpose Taxes	.15 286,399.36
Human Resources	39,532.36	State Aid Revenues	93,349.72	Veteran & Senior Citizen Taxes	
Elections		Federal Aid Revenues		Total Taxes for Rate Computation	1.75 3,454,275.31
General Administration (other)	239,591.01	State and Local Fiscal Assistance Act Utilized		Special District Taxes	
JUDICIARY		Sale of Acquired Property		Bank Corp. Taxes	
Municipal Courts	40,000.00	Other Miscellaneous Revenues	383,458.57	Added and Omitted Taxes	107,609.47
PUBLIC SAFETY		Total	5,057,688.33	Total Taxes Levied - ABSTRACT	3,538,084.78
Fire Protection	29,347.30	Prior Years Surplus Appropriated	235,000.00	Total Taxes Billed	3,551,179.82
Police Protection	232,293.36	REVENUES TOTAL	5,292,688.33	1991 TAXES COLLECTED	3,182,322.99
Civil Defense & Disaster Control	700.00	Reserve For Uncollected Taxes	353,639.94	1991 Taxes Cancelled, Abated or Adjusted	21,509.65
Environmental Inspection & Control	19,600.00			Transfer to Tax Title Liens or Foreclosed	85,812.22
Other Public Safety		CAPITAL OUTLAY TOTAL	77,808.00	Balance Outstanding Dec. 31, 1991	257,534.96
PUBLIC WORKS				PRIOR YEARS TAXES OUTSTANDING	
Streets and Drainage	199,500.00	Public Enterprises		Balance January 1, 1991	202,563.58
Sewers and Sewage Processing		Recreation-Culture		Collected in 1991	170,711.66
Garbage and Trash Disposal	150,000.00	Public Works	77,774.00	Cancelled, Abated or Adjusted 1991	1,309.70
Public Buildings and Grounds	41,300.00	Buildings and Grounds	34.00	Transfers to Tax Title Liens or Foreclosed	25,108.83
Other Public Works		Library and Education		Balance December 31, 1991	5,433.39
HEALTH and WELFARE		Conservation		TAX TITLE LIENS OUTSTANDING	
Health Services Except Environmental	2,400.00	All Other		Balance January 1, 1991	73,398.42
Welfare-Public Assistance	1,750.00			Transfer From Taxes	118,833.49
Hospital, Clinics, First Aid		CAPITAL DEBT AUTHORIZED, DECEMBER 31, 1991		Redeemed in 1991	57,143.54
Animal, Insect, & Rodent Control	4,000.00	ISSUED AND UNISSUED GROSS DEBT NET DEBT		Cancelled, Abated or Adjusted (1991)	
Other Welfare Services		School	562,731	Transfers to Foreclosed Property	
RECREATION and CONSERVATION		Self-Liquidating		Balance December 31, 1991	135,088.37
Beaches and Boardwalks		Other		PROPERTY ACQUIRED BY DEED OR FORECLOSURE	
Parks, Playgrounds, Shade Trees	2,200.00	Total	562,731	Balance January 1, 1991	16,650.00
Land Reclamation & Conservation	50.00	ISSUED AND OUTSTANDING		Transfers From Taxes or Liens	
Other Recreational Services	1,600.00	School	562,731.85	Sale for Cash (1991)	
EDUCATION (excluding schools)		Self-Liquidating		Cancelled, Abated or Adjusted (1991)	
Libraries		Other		Balance December 31, 1991	16,650.00
Other Educational Services		Total	562,731.85	CURRENT FINANCES DECEMBER 31, 1991	
STATUTORY EXPENDITURES		EQUALIZED VALUATION BASIS FOR NET DEBT COMPUTATION	196,315,932	ASSETS	
Pensions & F. L. C. A.	57,414.00	REAL PROPERTY VALUATIONS		Cash Dec. 31, 1991	1,399,042.13
Employee Fringe Benefits	55,000.00	Code Class # of Parcels % VAL'N ASSESSED VALUATION		Taxes Receivable	262,968.35
Other Statutory Expenditures	500.00	1 Vacant Land 248 7.56 16,329,500.00		Tax Title Liens	135,088.37
CETA And Other Public Employment Programs		2 Residential 686 62.72 135,499,600.00		Foreclosed Property	16,650.00
MUNICIPAL FUNCTIONS TOTAL	1,238,098.03	3 Farm 339 17.04 36,805,942.00		Emergencies & Other Deferred Charges	9,600.00
CAPITAL IMPROVEMENTS * MEMO *		4a Commercial 36 6.35 13,719,500.00		State and Federal Aid Receivable	10,328.83
DEBT SERVICE		4b Industrial ? 5.30 12,530,700.00		Other Receivables	24,940.61
Principal Payments		4c Apartments 4 .53 1,139,500.00		Total	1,858,618.29
Interest Payments		Total 1322 216,024,742.00		LIABILITIES, RESERVES, AND SURPLUS	
DEFERRED CHARGES	404,161.97	Land Area 21.60 Sq. Miles		Cash Liabilities	232,151.92
SCHOOL, COUNTY, SPECIAL DISTRICT TAXES	3,144,075.95	Net Valuation Taxable-Municipal	216,576,756	Reserves for Receivables	439,647.33
RESERVE FOR UNCOLLECTED TAXES	353,639.94	Net Valuation Taxable-County	215,945,436	Surplus Dec. 31, 1991	1,186,819.04
EXPENDITURES TOTAL	5,139,975.89	State Equalized Valuation	197,116,838	Total	1,858,618.29
		State Equalization Ratio	109.90		

0721
Population 1980 11,407
Population 1990 10,422
S & P Rating
Moody Rating A1

General Tax Rate Per \$100. 2.05
State Equalized Tax Rate 2.12

WEST CALDWELL TOWNSHIP - ESSEX CO.
Form of Government
Borough Council
Number of Members - 6

PER CAPITA:
Gross Debt 996.04
Net Debt 566.67
Debt Service 48.68
Total Tax Levy 2,326.26
Municipal Expenditures 979.11
PER CENT:
Gross Debt .92
Net Debt .52
Tax Levy Collected 97.61
Tax Levy Cancelled, Abated or Adjusted .56

EXPENDITURES		REVENUES-REALIZED		1991 PROPERTY TAX	
GENERAL GOVERNMENT				STATE EQUALIZED TAX RATE	
Governing Body & Public Boards				Local District School Taxes	
Municipal Clerk		1991 Property Taxes Collected	23,684,754.95	Regional & Consolidated School Tax	1.01
Financial Administration	155,610.00	1991 Payments in Lieu of Taxes		School Taxes in Municipal Budget	
Assessment of Taxes	163,250.00	Delinquent Tax & Lien Collections	356,963.59	County Taxes	.59
Collection of Taxes	69,580.00	Business Personalty Replacement Taxes	242,160.08	County Library Taxes	
Planning, Housing & Development	58,475.00	Taxes from Public Utilities	1,053,490.66	Local Municipal Purpose Taxes	.52
Human Resources	88,525.90	Other Miscellaneous Tax Revenues		Veteran & Senior Citizen Taxes	
Elections	4,105.00	State Aid Revenues	547,106.62	Total Taxes for Rate Computation	2.12
General Administration (other)	395,410.00	Federal Aid Revenues		Special District Taxes	
JUDICIARY		State and Local Fiscal Assistance Act Utilized		Bank Corp. Taxes	
Municipal Courts	153,335.00	Sale of Acquired Property		Added and Omitted Taxes	34,207.61
PUBLIC SAFETY		Other Miscellaneous Revenues	1,247,032.23	Total Taxes Levied - ABSTRACT	24,244,267.97
Fire Protection	119,557.00		Total	Total Taxes Billed	24,265,513.06
Police Protection	1,619,423.95	Prior Years Surplus Appropriated	1,378,000.00	1991 TAXES COLLECTED	23,684,754.95
Civil Defense & Disaster Control	5,850.00	REVENUES	28,509,508.13	1991 Taxes Cancelled, Abated or Adjusted	135,705.88
Environmental Inspection & Control	85,660.00	Reserve For Uncollected Taxes	1,168,705.52	Transfer to Tax Title Liens or Foreclosed	10,603.83
Other Public Safety				Balance Outstanding Dec. 31, 1991	434,448.40
PUBLIC WORKS		CAPITAL OUTLAY	2,164,575.37	PRIOR YEARS TAXES OUTSTANDING	
Streets and Drainage	502,750.00	Public Enterprises	225,844.15	Balance January 1, 1991	395,139.79
Sewers and Sewage Processing	1,547,677.00	Recreation-Culture	41,800.36	Collected in 1991	353,756.24
Garbage and Trash Disposal	870,000.00	Public Works	1,773,237.06	Cancelled, Abated or Adjusted 1991	23,539.27
Public Buildings and Grounds	128,460.00	Buildings and Grounds	255,661.53	Transfers to Tax Title Liens or Foreclosed	5,468.46
Other Public Works	45,000.00	Library and Education	93,876.42	Balance December 31, 1991	12,375.82
HEALTH and WELFARE		Conservation		TAX TITLE LIENS OUTSTANDING	
Health Services Except Environmental	88,797.00	All Other		Balance January 1, 1991	13,587.93
Welfare-Public Assistance	23,880.00			Transfer From Taxes	17,071.83
Hospital, Clinics, First Aid		CAPITAL DEBT AUTHORIZED, DECEMBER 31, 1991		Redeemed in 1991	3,207.35
Animal, Insect, & Rodent Control	7,100.00	ISSUED AND UNISSUED		Cancelled, Abated or Adjusted (1991)	
Other Welfare Services		School	2,400,342	Transfers to Foreclosed Property	
RECREATION and CONSERVATION		Self-Liquidating	1,697,500	Balance December 31, 1991	27,452.41
Beaches and Boardwalks		Other	6,282,937	PROPERTY ACQUIRED BY DEED OR	
Parks, Playgrounds, Shade Trees	351,207.00	Total	10,380,779	FORECLOSURE	
Land Reclamation & Conservation	29,063.10			Balance January 1, 1991	16,600.00
Other Recreational Services	15,197.66	ISSUED AND OUTSTANDING		Transfers From Taxes or Liens	
EDUCATION (excluding schools)		School	2,400,342.80	Sale for Cash (1991)	
Libraries	487,749.00	Self-Liquidating	1,690,000.00	Cancelled, Abated or Adjusted (1991)	
Other Educational Services		Other	4,852,984.00	Balance December 31, 1991	16,600.00
STATUTORY EXPENDITURES		Total	8,943,326.80	CURRENT FINANCES DECEMBER 31, 1991	
Pensions & F. I. C. A.	462,350.00	EQUALIZED VALUATION BASIS		ASSETS	
Employee Fringe Benefits	386,465.00	FOR NET DEBT COMPUTATION	1,131,180.052	Cash Dec. 31, 1991	2,186,437.94
Other Statutory Expenditures		REAL PROPERTY VALUATIONS		Taxes Receivable	446,824.22
CETA And Other Public Employment Programs		Code Class # of Parcels % VAL'N		Tax Title Liens	27,452.41
MUNICIPAL FUNCTIONS		1 Vacant Land 85 .92	10,886,600.00	Foreclosed Property	16,600.00
CAPITAL IMPROVEMENTS	8,364,477.61	2 Residential 34 17 67.52	796,783,900.00	Emergencies & Other Deferred Charges	12,000.00
DEBT SERVICE	70,000.00	3 Farm 8 .03	326,200.00	State and Federal Aid Receivable	542.63
Principal Payments	255,050.00	4a Commercial 154 11.61	136,968,600.00	Other Receivables	68,155.98
Interest Payments	252,272.71	4b Industrial 66 19.17	226,174,100.00	Total	2,758,013.18
DEFERRED CHARGES	163,731.43	4c Apartments 8 .76	8,984,000.00	LIABILITIES, RESERVES, AND SURPLUS	
SCHOOL, COUNTY, SPECIAL DISTRICT TAXES	18,305,850.36	Total 3734	1,180,123,400.00	Cash Liabilities	787,492.29
RESERVE FOR UNCOLLECTED TAXES	1,169,705.52	Land Area 5.04 Sq. Miles		Reserves for Receivables	559,032.61
EXPENDITURES	29,510,037.63	Net Valuation Taxable-Municipal	1,182,014,900	Surplus Dec. 31, 1991	1,411,488.29
		Net Valuation Taxable-County	1,166,310,493	Total	2,758,013.18
		State Equalized Valuation	1,143,320,458		
		State Equalization Ratio	103.39		

0512
 Population 1980 1,091
 Population 1990 1,026
 S & P Rating
 Moody Rating

General Tax Rate Per \$100.
 1.45
 State Equalized Tax Rate
 1.35

WEST CAPE MAY BORO. - CAPE MAY CO.
 Form of Government
 Commission (1911)
 Number of Members - 3

PER CAPITA:
 Gross Debt 672.55
 Net Debt 244.35
 Debt Service 7.80
 Total Tax Levy 1,301.40
 Municipal Expenditures 958.89
 PER CENT:
 Gross Debt .74
 Net Debt .27
 Tax Levy Collected 87.95
 Tax Levy Cancelled, Abated or Adjusted .06

EXPENDITURES		REVENUES-REALIZED		1991 PROPERTY TAX	
GENERAL GOVERNMENT		1991 Property Taxes Collected		STATE EQUALIZED TAX RATE	
Governing Body & Public Boards				Local District School Taxes .46	
Municipal Clerk			1,181,362.31	Regional & Consolidated School Tax .39	
Financial Administration	35,200.00	1991 Payments in Lieu of Taxes		School Taxes in Municipal Budget	
Assessment of Taxes	7,200.00	Delinquent Tax & Lien Collections	195,540.61	County Taxes .39 *	
Collection of Taxes	17,400.00	Business Personalty Replacement Taxes	4,803.48	County Library Taxes .02	
Planning, Housing & Development	9,200.00	Taxes from Public Utilities	80,266.00	Local Municipal Purpose Taxes .08	
Human Resources	30,525.00	Other Miscellaneous Tax Revenues		Veteran & Senior Citizen Taxes	
Elections	3,140.08	State Aid Revenues	141,330.00	Total Taxes for Rate Computation 1.34	
General Administration (other)	78,150.56	Federal Aid Revenues		Special District Taxes	
JUDICIARY		State and Local Fiscal Assistance Act Utilized		Bank Corp. Taxes	
Municipal Courts	21,850.00	Sale of Acquired Property		Added and Omitted Taxes	
PUBLIC SAFETY		Other Miscellaneous Revenues	256,881.83	Total Taxes Levied - ABSTRACT	
Fire Protection	7,391.00	Total	1,860,184.23	Total Taxes Billed	
Police Protection	200,443.91	Prior Years Surplus Appropriated	351,027.00	1991 TAXES COLLECTED	
Civil Defense & Disaster Control	3,000.00	REVENUES TOTAL	2,211,211.23	1991 Taxes Cancelled, Abated or Adjusted	
Environmental Inspection & Control	18,109.00	Reserve for Uncollected Taxes	270,372.75	Transfer to Tax Title Liens or Foreclosed	
Other Public Safety		CAPITAL OUTLAY TOTAL	103,779.46	Balance Outstanding Dec. 31, 1991	
PUBLIC WORKS				PRIOR YEARS TAXES OUTSTANDING	
Streets and Drainage	160,941.61	Public Enterprises	28,686.00	Balance January 1, 1991	
Sewers and Sewage Processing	11,365.15	Recreation-Culture		Collected in 1991	
Garbage and Trash Disposal	2,986.50	Public Works	95,834.53	Cancelled, Abated or Adjusted 1991	
Public Buildings and Grounds	26,893.63	Buildings and Grounds	7,944.93	Transfers to Tax Title Liens or Foreclosed	
Other Public Works		Library and Education		Balance December 31, 1991	
HEALTH and WELFARE		Conservation		TAX TITLE LIENS OUTSTANDING	
Health Services Except Environmental	750.00	All Other		Balance January 1, 1991	
Welfare-Public Assistance	3,000.00	CAPITAL DEBT AUTHORIZED, DECEMBER 31, 1991		Transfer From Taxes	
Hospital, Clinics, First Aid		ISSUED AND UNISSUED		Redeemed in 1991	
Animal, Insect, & Rodent Control	2,100.00	School	78,532	Cancelled, Abated or Adjusted (1991)	
Other Welfare Services		Self-Liquidating	360,800	Transfers to Foreclosed Property	
RECREATION and CONSERVATION		Other	250,700	Balance December 31, 1991	
Beaches and Boardwalks		Total	690,032	PROPERTY ACQUIRED BY DEED OR	
Parks, Playgrounds, Shade Trees	700.00	ISSUED AND OUTSTANDING		FORECLOSURE	
Land Reclamation & Conservation		School	78,532.71	Balance January 1, 1991	
Other Recreational Services	200.00	Self-Liquidating	360,800.00	Transfers From Taxes or Liens	
EDUCATION (excluding schools)		Other	82,000.00	Sale for Cash (1991)	
Libraries		Total	521,332.71	Cancelled, Abated or Adjusted (1991)	
Other Educational Services		EQUALIZED VALUATION BASIS		Balance December 31, 1991	
STATUTORY EXPENDITURES		FOR NET DEBT COMPUTATION	93,528,542	CURRENT FINANCES DECEMBER 31, 1991	
Pensions & F. L. C. A.	33,180.00	REAL PROPERTY VALUATIONS		ASSETS	
Employee Fringe Benefits	25,575.56	Code Class # of Parcels % VAL'N		Cash Dec. 31, 1991	
Other Statutory Expenditures	2,000.00	1 Vacant Land 170 5.86	5,354,700.00	Taxes Receivable	
CETA And Other Public Employment Programs		2 Residential 723 82.54	75,447,850.00	Tax Title Liens	
MUNICIPAL FUNCTIONS TOTAL	701,302.00	3 Farm 25 1.05	953,890.00	Foreclosed Property	
CAPITAL IMPROVEMENTS *MEMO*	8,000.00	4a Commercial 30 10.21	9,327,900.00	Emergencies & Other Deferred Charges	
DEBT SERVICE		4b Industrial		State and Federal Aid Receivable	
Principal Payments	3,000.00	4c Apartments 2 .35	318,700.00	Other Receivables	
Interest Payments		Total 950	91,403,040.00	Total	
DEFERRED CHARGES	4,151.42	Land Area 1.30 Sq. Miles		LIABILITIES, RESERVES, AND SURPLUS	
SCHOOL, COUNTY, SPECIAL DISTRICT TAXES	1,245,466.11	Net Valuation Taxable-Municipal	91,949,431	Cash Liabilities	
RESERVE FOR UNCOLLECTED TAXES	270,372.75	Net Valuation Taxable-County	96,425,070	Reserves for Receivables	
EXPENDITURES TOTAL	2,229,292.28	State Equalized Valuation	98,903,262	Surplus Dec. 31, 1991	
		State Equalization Ratio	92.93	Total	

0820
 Population 1980 18,002
 Population 1990 19,380
 S & P Rating
 Moody Rating AAA

General Tax Rate Per \$100. 3.36
 State Equalized Tax Rate 1.87

WEST DEPTFORD TWP. - GLOUCESTER CO.
 Form of Government
 Township Committee
 Number of Members - 5

PER CAPITA:
 Gross Debt 1,354.82
 Net Debt 896.57
 Debt Service 46.48
 Total Tax Levy 1,197.32
 Municipal Expenditures 537.39
 PER CENT:
 Gross Debt 2.66
 Net Debt 1.76
 Tax Levy Collected 97.67
 Tax Levy Cancelled, Abated or Adjusted .18

EXPENDITURES		REVENUES-REALIZED		1991 PROPERTY TAX	
GENERAL GOVERNMENT		1991 Property Taxes Collected		STATE EQUALIZED TAX RATE	
Governing Body & Public Boards		1991 Payments in Lieu of Taxes	22,684,461.14	Local District School Taxes	11,029,929.50
Municipal Clerk		Delinquent Tax & Lien Collections	465,295.89	Regional & Consolidated School Tax	
Financial Administration	55,812.95	Business Personalty Replacement Taxes	407,630.36	School Taxes in Municipal Budget	
Assessment of Taxes	120,449.84	Taxes from Public Utilities	1,183,300.07	County Taxes	6,423,724.59
Collection of Taxes	82,719.97	Other Miscellaneous Tax Revenues		County Library Taxes	
Planning, Housing & Development	51,230.50	State Aid Revenues	1,042,039.20	Local Municipal Purpose Taxes	3,673,691.90
Human Resources	31,222.11	Federal Aid Revenues		Veteran & Senior Citizen Taxes	165,550.00
Elections		State and Local Fiscal Assistance Act Utilized		Total Taxes for Rate Computation	21,292,895.99
General Administration (other)	1,289,055.31	Sale of Acquired Property		Special District Taxes	
JUDICIARY		Other Miscellaneous Revenues	3,991,706.83	Bank Corp. Taxes	
Municipal Courts	84,338.14	Total	29,774,433.49	Added and Omitted Taxes	2,076,673.50
PUBLIC SAFETY		Prior Years Surplus Appropriated		Total Taxes Levied - ABSTRACT	23,204,019.49
Fire Protection	180,946.08	REVENUES TOTAL	29,774,433.49	Total Taxes Billed	23,225,386.89
Police Protection	1,737,144.23	Reserve For Uncollected Taxes	528,133.91	1991 TAXES COLLECTED	22,684,461.14
Civil Defense & Disaster Control	6,575.00	CAPITAL OUTLAY TOTAL	2,556,855.97	1991 Taxes Cancelled, Abated or Adjusted	40,780.32
Environmental Inspection & Control	205,576.66			Transfer to Tax Title Liens or Foreclosed	129,504.67
Other Public Safety				Balance Outstanding Dec. 31, 1991	370,640.76
PUBLIC WORKS				PRIOR YEARS TAXES OUTSTANDING	
Streets and Drainage	503,936.83	Public Enterprises	1,548,507.49	Balance January 1, 1991	534,906.52
Sewers and Sewage Processing	43,420.00	Recreation-Culture	4,055.52	Collected in 1991	423,184.08
Garbage and Trash Disposal	1,800,904.88	Public Works	7,831.91	Cancelled, Abated or Adjusted 1991	6,747.74
Public Buildings and Grounds	179,108.96	Buildings and Grounds	996,461.05	Transfers to Tax Title Liens or Foreclosed	72,192.24
Other Public Works		Library and Education		Balance December 31, 1991	32,782.46
HEALTH and WELFARE		Conservation		TAX TITLE LIENS OUTSTANDING	
Health Services Except Environmental	26,621.00	All Other		Balance January 1, 1991	105,541.89
Welfare-Public Assistance	27,363.00	CAPITAL DEBT AUTHORIZED, DECEMBER 31, 1991		Transfer From Taxes	206,991.69
Hospital, Clinics, First Aid		ISSUED AND UNISSUED		Redeemed in 1991	42,111.81
Animal, Insect, & Rodent Control	43,108.00	School	8,881,000	Cancelled, Abated or Adjusted (1991)	
Other Welfare Services		Self-Liquidating	8,542,662	Transfers to Foreclosed Property	
RECREATION and CONSERVATION		Other	8,832,833	Balance December 31, 1991	270,421.77
Beaches and Boardwalks		Total	26,256,495	PROPERTY ACQUIRED BY DEED OR FORECLOSURE	
Parks, Playgrounds, Shade Trees				Balance January 1, 1991	740,750.00
Land Reclamation & Conservation	90,000.00	ISSUED AND OUTSTANDING		Transfers From Taxes or Liens	
Other Recreational Services	195,700.00	School	1,086,000.00	Sale for Cash (1991)	
EDUCATION (excluding schools)		Self-Liquidating	8,540,594.25	Cancelled, Abated or Adjusted (1991)	
Libraries	403,318.00	Other	8,687,405.75	Balance December 31, 1991	740,750.00
Other Educational Services		Total	18,314,000.00	CURRENT FINANCES DECEMBER 31, 1991	
STATUTORY EXPENDITURES		EQUALIZED VALUATION BASIS		ASSETS	
Pensions & F. L. C. A.	466,977.75	FOR NET DEBT COMPUTATION	986,345.580	Cash Dec. 31, 1991	7,292,108.45
Employee Fringe Benefits		REAL PROPERTY VALUATIONS		Taxes Receivable	403,423.22
Other Statutory Expenditures		Code Class # of Parcels % VAL'N		Tax Title Liens	270,421.77
CETA And Other Public Employment Programs		1 Vacant Land 939 5.06	31,712,500.00	Foreclosed Property	740,750.00
MUNICIPAL FUNCTIONS TOTAL	7,630,549.21	2 Residential 5185 45.19	283,220,100.00	Emergencies & Other Deferred Charges	84,327.13
CAPITAL IMPROVEMENTS *MEMO*	182,925.00	3 Farm 98 .33	2,037,000.00	State and Federal Aid Receivable	
DEBT SERVICE		4a Commercial 250 26.62	166,853,500.00	Other Receivables	239,838.60
Principal Payments	547,072.68	4b Industrial 6 18.37	115,126,300.00	Total	9,030,869.17
Interest Payments	353,742.50	4c Apartments 10 4.44	27,813,100.00	LIABILITIES, RESERVES, AND SURPLUS	
DEFERRED CHARGES	1,355,154.09	Total	626,767,500.00	Cash Liabilities	5,576,615.34
SCHOOL COUNTY, SPECIAL DISTRICT TAXES	17,453,654.09	Land Area 16.18 Sq. Miles		Reserves for Receivables	1,654,433.59
RESERVE FOR UNCOLLECTED TAXES	523,133.91	Net Valuation Taxable-Municipal	629,164,442	Surplus Dec. 31, 1991	1,799,820.24
EXPENDITURES TOTAL	27,863,306.48	Net Valuation Taxable-County	1,023,820,398	Total	9,030,869.17
		State Equalized Valuation	1,128,461,441		
		State Equalization Ratio	55.66		

1353
Population 1980 7,380
Population 1990 7,690
S & P Rating
Moody Rating A

General Tax Rate Per \$100. 2.00
State Equalized Tax Rate 1.94

WEST LONG BRANCH BORO. - MON. CO.
Form of Government
Borough Council
Number of Members - 6

PER CAPITA:
Gross Debt 257.89
Net Debt 257.89
Debt Service 57.22
Total Tax Levy 1,459.66
Municipal Expenditures 538.18
PER CENT:
Gross Debt .35
Net Debt .35
Tax Levy Collected 95.49
Tax Levy Cancelled, Abated or Adjusted .42

EXPENDITURES		REVENUES-REALIZED		1991 PROPERTY TAX	
GENERAL GOVERNMENT		1991 Property Taxes Collected		STATE EQUALIZED TAX RATE	
Governing Body & Public Boards		1991 Payments in Lieu of Taxes	10,719,301.55	Local District School Taxes	.69 4,005,373.09
Municipal Clerk		Delinquent Tax & Lien Collections	411,443.32	Regional & Consolidated School Tax	.40 2,336,313.87
Financial Administration	18,750.00	Business Personalty Replacement Taxes	125,630.92	School Taxes in Municipal Budget	
Assessment of Taxes	102,950.00	Taxes from Public Utilities	525,812.00	County Taxes	.41 * 2,391,189.62
Collection of Taxes	200.00	Other Miscellaneous Tax Revenues		County Library Taxes	.02 88,450.99
Planning, Housing & Development	35,256.00	State Aid Revenues	310,848.72	Local Municipal Purpose Taxes	.41 2,364,000.00
Human Resources	38,414.00	Federal Aid Revenues		Veteran & Senior Citizen Taxes	43,750.00
Elections		State and Local Fiscal Assistance Act Utilized		Total Taxes for Rate Computation	1.93 11,229,077.57
General Administration (other)	281,616.00	Sale of Acquired Property		Special District Taxes	
JUDICIARY		Other Miscellaneous Revenues	378,725.37	Bank Corp. Taxes	
Municipal Courts	59,582.00	Total	12,470,761.88	Added and Omitted Taxes	39,438.26
PUBLIC SAFETY		Prior Years Surplus Appropriated	266,000.00	Total Taxes Levied - ABSTRACT	11,224,765.83
Fire Protection	117,554.00	REVENUES TOTAL	12,736,761.88	Total Taxes Billed	11,224,766.33
Police Protection	1,044,058.58	Reserve For Uncollected Taxes	459,431.70	1991 TAXES COLLECTED	10,718,301.55
Civil Defense & Disaster Control	4,000.00	CAPITAL OUTLAY TOTAL	78,476.84	1991 Taxes Cancelled, Abated or Adjusted	46,768.88
Environmental Inspection & Control	30,881.00			Transfer to Tax Title Liens or Foreclosed	
Other Public Safety				Balance Outstanding Dec. 31, 1991	459,695.90
PUBLIC WORKS				PRIOR YEARS TAXES OUTSTANDING	
Streets and Drainage	80,305.00	Public Enterprises		Balance January 1, 1991	439,023.52
Sewers and Sewage Processing		Recreation—Culture		Collected in 1991	391,271.16
Garbage and Trash Disposal	231,000.00	Public Works		Cancelled, Abated or Adjusted 1991	38,615.63
Public Buildings and Grounds	67,179.00	Buildings and Grounds	78,476.94	Transfers to Tax Title Liens or Foreclosed	
Other Public Works	292,000.00	Library and Education		Balance December 31, 1991	9,136.73
HEALTH and WELFARE		Conservation		TAX TITLE LIENS OUTSTANDING	
Health Services Except Environmental	39,787.00	All Other		Balance January 1, 1991	29,687.19
Welfare-Public Assistance	2,593.00	CAPITAL DEBT AUTHORIZED, DECEMBER 31, 1991		Transfer From Taxes	
Hospital, Clinics, First Aid		ISSUED AND UNISSUED GROSS DEBT NET DEBT		Redeemed in 1991	20,172.16
Animal, Insect, & Rodent Control	1,500.00	School		Cancelled, Abated or Adjusted (1991)	
Other Welfare Services		Self-Liquidating		Transfers to Foreclosed Property	
RECREATION and CONSERVATION		Other	1,983,156 1,983,156	Balance December 31, 1991	9,515.03
Beaches and Boardwalks		Total	1,983,156 1,983,156	PROPERTY ACQUIRED BY DEED OR	
Parks, Playgrounds, Shade Trees	708.00	ISSUED AND OUTSTANDING		FORECLOSURE	
Land Reclamation & Conservation	94,622.00	School		Balance January 1, 1991	44,275.00
Other Recreational Services	43,600.00	Self-Liquidating		Transfers From Taxes or Liens	
EDUCATION (excluding schools)		Other	1,606,875.00 1,606,875.00	Sale for Cash (1991)	
Libraries	147,943.77	Total	1,606,875.00	Cancelled, Abated or Adjusted (1991)	
Other Educational Services	100.00	EQUALIZED VALUATION BASIS		Balance December 31, 1991	44,275.00
STATUTORY EXPENDITURES		FOR NET DEBT COMPUTATION	567,715,758	CURRENT FINANCES DECEMBER 31, 1991	
Pensions & F. I. C. A.	251,498.00	REAL PROPERTY VALUATIONS		ASSETS	
Employee Fringe Benefits	224,284.00	Code Class # of Parcels % VAL'N ASSESSED VALUATION		Cash Dec. 31, 1991	689,482.01
Other Statutory Expenditures	5,000.00	1 Vacant Land 118 2.15 12,039,600.00		Taxes Receivable	468,832.54
CETA And Other Public Employment Programs		2 Residential 2213 81.00 452,825,000.00		Tox Title Liens	9,515.03
MUNICIPAL FUNCTIONS TOTAL	3,215,381.35	3 Farm 10 .14 821,300.00		Foreclosed Property	44,275.00
CAPITAL IMPROVEMENTS * MEMO *	25,000.00	4a Commercial 153 16.15 90,279,900.00		Emergencies & Other Deferred Charges	59,740.00
DEBT SERVICE		4b Industrial 3 .35 1,966,500.00		State and Federal Aid Receivable	16,500.00
Principal Payments	287,137.22	4c Apartments 3 .19 1,087,900.00		Other Receivables	9,594.34
Interest Payments	152,832.50	Total 2500 559,017,200.00		Total	1,297,938.92
DEFERRED CHARGES	23,730.00	Land Area 2.33 Sq. Miles		LIABILITIES, RESERVES, AND SURPLUS	
SCHOOL, COUNTY, SPECIAL DISTRICT TAXES	8,821,327.57	Net Valuation Taxable-Municipal	560,354,547	Cash Liabilities	314,067.09
RESERVE FOR UNCOLLECTED TAXES	459,431.70	Net Valuation Taxable-County	595,974,656	Reserves for Receivables	532,216.92
EXPENDITURES TOTAL	12,959,940.34	State Equalized Valuation	573,119,435	Surplus Dec. 31, 1991	451,654.92
		State Equalization Ratio	96.92	Total	1,297,938.92

1615
 Population 1980 22,750
 Population 1990 25,430
 S & P Rating
 Moody Rating BAA1

General Tax Rate Per \$100. 2.48
 State Equalized Tax Rate 2.17

WEST MILFORD TWP. - PASSAIC COUNTY
 Form of Government
 Council-Manager Plan D (OMCL 50)
 Number of Members - 5

PER CAPITA:
 Gross Debt 724.09
 Net Debt 451.44
 Debt Service 79.51
 Total Tax Levy 1,532.42
 Municipal Expenditures 614.57
 PER CENT:
 Gross Debt 1.11
 Net Debt .69
 Tax Levy Collected 96.30
 Tax Levy Cancelled, Abated or Adjusted

EXPENDITURES		REVENUES-REALIZED		1991 PROPERTY TAX	
GENERAL GOVERNMENT				STATE EQUALIZED TAX RATE	
Governing Body & Public Boards	35,894.00	1991 Property Taxes Collected	35,009,693.71	Local District School Taxes	1.11 18,632,630.25
Municipal Clerk	140,880.00	1991 Payments in Lieu of Taxes	10,392.33	Regional & Consolidated School Tax	
Financial Administration	183,793.00	Delinquent Tax & Lien Collections	1,192,002.23	School Taxes in Municipal Budget	
Assessment of Taxes	472,202.00	Business Personalty Replacement Taxes	126,110.88	County Taxes	.43 7,255,673.77
Collection of Taxes	190,895.00	Taxes from Public Utilities	1,602,079.00	County Library Taxes	
Planning, Housing & Development	506,239.00	Other Miscellaneous Tax Revenues		Local Municipal Purpose Taxes	.62 10,345,000.00
Human Resources	236,904.00	State Aid Revenues	2,174,626.72	Veteran & Senior Citizen Taxes	156,800.00
Elections	41,077.00	Federal Aid Revenues		Total Taxes for Rate Computation	2.16 36,390,104.02
General Administration (other)	1,402,831.08	State and Local Fiscal Assistance Act Utilized		Special District Taxes	2,658,161.00
JUDICIARY		Sale of Acquired Property	2,100.00	Bank Corp. Taxes	
Municipal Courts	156,735.34	Other Miscellaneous Revenues	1,611,433.11	Added and Omitted Taxes	78,081.63
PUBLIC SAFETY		Total	41,728,438.48	Total Taxes Levied - ABSTRACT	38,969,546.65
Fire Protection	356,996.60	Prior Years Surplus Appropriated	1,200,000.00	Total Taxes Billed	36,356,134.82
Police Protection	2,796,049.59	REVENUES TOTAL	42,928,438.48	1991 TAXES COLLECTED	35,009,693.71
Civil Defense & Disaster Control	27,631.00	Reserve For Uncollected Taxes	1,497,972.06	1991 Taxes Cancelled, Abated or Adjusted	
Environmental Inspection & Control	197,035.00	CAPITAL OUTLAY TOTAL	2,891,925.27	Transfer to Tax Title Liens or Foreclosed	251,487.76
Other Public Safety				Balance Outstanding Dec. 31, 1991	1,124,433.43
PUBLIC WORKS				PRIOR YEARS TAXES OUTSTANDING	
Streets and Drainage	2,388,205.00	Public Enterprises		Balance January 1, 1991	1,195,908.64
Sewers and Sewage Processing		Recreation-Culture		Collected in 1991	1,085,612.09
Garbage and Trash Disposal		Public Works	816,946.58	Cancelled, Abated or Adjusted 1991	13,605.79
Public Buildings and Grounds	214,733.00	Buildings and Grounds	2,074,978.69	Transfers to Tax Title Liens or Foreclosed	84,179.68
Other Public Works		Library and Education		Balance December 31, 1991	12,511.08
HEALTH and WELFARE		Conservation		TAX TITLE LIENS OUTSTANDING	
Health Services Except Environmental	311,832.00	All Other		Balance January 1, 1991	583,194.30
Welfare-Public Assistance	3,206.00	CAPITAL DEBT AUTHORIZED, DECEMBER 31, 1991		Transfer From Taxes	335,667.44
Hospital, Clinics, First Aid		ISSUED AND UNISSUED		Redeemed in 1991	106,390.14
Animal, Insect, & Rodent Control	60,257.00	School	2,446,000.00	Cancelled, Abated or Adjusted (1991)	
Other Welfare Services	442.38	Self-Liquidating		Transfers to Foreclosed Property	
RECREATION and CONSERVATION		Other	15,967,686.00	Balance December 31, 1991	812,471.60
Beaches and Boardwalks		Total	18,413,686.00	PROPERTY ACQUIRED BY DEED OR	
Parks, Playgrounds, Shade Trees	192,617.00	ISSUED AND OUTSTANDING		FORECLOSURE	
Land Reclamation & Conservation	1,400.00	School	2,446,000.00	Balance January 1, 1991	658,200.00
Other Recreational Services	211,117.00	Self-Liquidating		Transfers From Taxes or Liens	
EDUCATION (excluding schools)		Other	15,137,500.00	Sale for Cash (1991)	2,100.00
Libraries	293,550.00	Total	17,583,500.00	Cancelled, Abated or Adjusted (1991)	
Other Educational Services	3,595.00	EQUALIZED VALUATION BASIS		Balance December 31, 1991	656,100.00
STATUTORY EXPENDITURES		FOR NET DEBT COMPUTATION	1,663,824.622	CURRENT FINANCES DECEMBER 31, 1991	
Pensions & F. L. C. A.	841,082.00	REAL PROPERTY VALUATIONS		ASSETS	
Employee Fringe Benefits	649,799.00	Code Class # of Parcels % VAL'N		Cash Dec. 31, 1991	3,033,152.64
Other Statutory Expenditures		1 Vacant Land 2277 8.28	120,340,420.00	Taxes Receivable	1,136,944.51
CETA And Other Public Employment Programs		2 Residential 8763 84.39	1,225,973,200.00	Tax Title Liens	812,471.60
MUNICIPAL FUNCTIONS TOTAL	11,977,197.99	3 Farm 191 .79	11,512,400.00	Foreclosed Property	656,100.00
CAPITAL IMPROVEMENTS *MEMO*	71,200.00	4a Commercial 273 5.55	82,040,500.00	Emergencies & Other Deferred Charges	333,000.00
DEBT SERVICE		4b Industrial 29 .82	11,936,500.00	State and Federal Aid Receivable	
Principal Payments	1,125,907.40	4c Apartments 2 .07	1,002,500.00	Other Receivables	124,666.91
Interest Payments	895,983.72	Total 11535	1,452,805,520.00	Total	6,096,335.66
DEFERRED CHARGES	131,368.03	Land Area 78.30 Sq. Miles		LIABILITIES, RESERVES, AND SURPLUS	
SCHOOL, COUNTY, SPECIAL DISTRICT TAXES	28,546,465.02	Net Valuation Taxable-Municipal	1,462,824,725	Cash Liabilities	2,356,090.16
RESERVE FOR UNCOLLECTED TAXES	1,497,972.06	Net Valuation Taxable-County	1,681,439,063	Reserves for Receivables	2,730,183.02
EXPENDITURES TOTAL	44,174,894.22	State Equalized Valuation	1,669,799,303	Surplus Dec. 31, 1991	1,010,062.48
		State Equalization Ratio	87.53	Total	6,096,335.66

0912
Population 1980 39,194
Population 1990 38,125
S & P Rating
Moody Rating BAA

General Tax Rate Per \$100. 2.98
State Equalized Tax Rate 2.78

WEST NEW YORK TOWN - HUDSON CO.
Form of Government
Commission (1911)
Number of Members - 5

PER CAPITA:
Gross Debt 799.35
Net Debt 539.68
Debt Service 46.21
Total Tax Levy 903.95
Municipal Expenditures 898.64
PER CENT:
Gross Debt 2.46
Net Debt 1.66
Tax Levy Collected 90.63
Tax Levy Cancelled, Abated or Adjusted .84

EXPENDITURES		REVENUES-REALIZED		1991 PROPERTY TAX	
GENERAL GOVERNMENT				STATE EQUALIZED TAX RATE	
Governing Body & Public Boards	55,000.00	1991 Property Taxes Collected	15,798,524.96	Local District School Taxes	1.01 12,504,014.90
Municipal Clerk	160,000.00	1991 Payments in Lieu of Taxes		Regional & Consolidated School Tax	
Financial Administration	571,075.00	Delinquent Tax & Lien Collections	2,360,000.00	School Taxes in Municipal Budget	.02 256,758.50
Assessment of Taxes	136,100.00	Business Personality Replacement Taxes	963,046.20	County Taxes	.52 6,479,522.15
Collection of Taxes	111,100.00	Taxes from Public Utilities	1,112,853.00	County Library Taxes	
Planning, Housing & Development	129,800.00	Other Miscellaneous Tax Revenues	1,250,000.00	Local Municipal Purpose Taxes	1.23 15,222,765.86
Human Resources	1,388,904.00	State Aid Revenues	7,511,520.02	Veteran & Senior Citizen Taxes	
Elections	18,000.00	Federal Aid Revenues		Total Taxes for Rate Computation	2.78 34,562,261.41
General Administration (other)	3,099,978.82	State and Local Fiscal Assistance Act Utilized		Special District Taxes	
JUDICIARY		Sale of Acquired Property		Bank Corp. Taxes	
Municipal Courts	274,500.00	Other Miscellaneous Revenues	5,267,786.56	Added and Omitted Taxes	
PUBLIC SAFETY		Total	34,263,730.74	Total Taxes Levied - ABSTRACT	34,463,061.41
Fire Protection	5,216,074.00	Prior Years Surplus Appropriated	780,000.00	Total Taxes Billed	17,431,470.41
Police Protection	4,322,534.75	REVENUES TOTAL	35,043,730.74	1991 TAXES COLLECTED	15,798,524.96
Civil Defense & Disaster Control	20,450.00	Reserve For Uncollected Taxes	3,223,000.00	1991 Taxes Cancelled, Abated or Adjusted	146,777.80
Environmental Inspection & Control	283,000.00	CAPITAL OUTLAY TOTAL	16,239,439.73	Transfer to Tax Title Liens or Foreclosed	
Other Public Safety				Balance Outstanding Dec. 31, 1991	1,486,167.65
PUBLIC WORKS				PRIOR YEARS TAXES OUTSTANDING	
Streets and Drainage	2,125,000.00	Public Enterprises		Balance January 1, 1991	2,016,664.22
Sewers and Sewage Processing		Recreation-Culture	213,798.85	Collected in 1991	888,967.46
Garbage and Trash Disposal	1,875,000.00	Public Works		Cancelled, Abated or Adjusted 1991	35,026.44
Public Buildings and Grounds	478,000.00	Buildings and Grounds	12,022,907.13	Transfers to Tax Title Liens or Foreclosed	
Other Public Works	651,201.00	Library and Education	4,002,733.75	Balance December 31, 1991	1,092,670.32
HEALTH and WELFARE		Conservation		TAX TITLE LIENS OUTSTANDING	
Health Services Except Environmental	641,000.00	All Other		Balance January 1, 1991	936,113.25
Welfare-Public Assistance	76,800.00	CAPITAL DEBT AUTHORIZED, DECEMBER 31, 1991		Transfer From Taxes	
Hospital, Clinics, First Aid		ISSUED AND UNISSUED		Redeemed in 1991	278,826.09
Animal, Insect, & Rodent Control		School	9,848,000	Cancelled, Abated or Adjusted (1991)	
Other Welfare Services	1,000.00	Self-Liquidating		Transfers to Foreclosed Property	
RECREATION and CONSERVATION		Other	20,627,134	Balance December 31, 1991	657,287.16
Beaches and Boardwalks		Total	30,475,134	PROPERTY ACQUIRED BY DEED OR	
Parks, Playgrounds, Shade Trees	744,950.00	ISSUED AND OUTSTANDING		FORECLOSURE	
Land Reclamation & Conservation	13,822.66	School	5,873,000.00	Balance January 1, 1991	5,850.00
Other Recreational Services	337,625.00	Self-Liquidating		Transfers From Taxes or Liens	
EDUCATION (excluding schools)		Other	16,151,969.87	Sale for Cash (1991)	
Libraries	420,330.00	Total	22,024,969.87	Cancelled, Abated or Adjusted (1991)	
Other Educational Services		EQUALIZED VALUATION BASIS		Balance December 31, 1991	5,850.00
STATUTORY EXPENDITURES		FOR NET DEBT COMPUTATION	1,241,013,333	CURRENT FINANCES DECEMBER 31, 1991	
Pensions & F. L. C. A.	2,232,986.10	REAL PROPERTY VALUATIONS		ASSETS	
Employee Fringe Benefits	3,800,000.00	Code Class # of Parcels % VAL'N	ASSESSED VALUATION	Cash Dec. 31, 1991	14,466,435.44
Other Statutory Expenditures		1 Vacant Land 51 9.03	104,287,000.00	Taxes Receivable	2,578,837.97
CETA And Other Public Employment Programs		2 Residential 3762 35.78	413,040,600.00	Tax Title Liens	657,287.16
MUNICIPAL FUNCTIONS TOTAL	29,184,231.33	3 Farm		Foreclosed Property	5,850.00
CAPITAL IMPROVEMENTS *MEMO*	100.00	4a Commercial 752 23.39	275,711,800.00	Emergencies & Other Deferred Charges	150,000.00
DEBT SERVICE		4b Industrial 239 9.38	114,030,100.00	State and Federal Aid Receivable	526,442.98
Principal Payments	1,076,213.32	4c Apartments 408 21.42	247,242,600.00	Other Receivables	2,454,616.09
Interest Payments	685,500.68	Total 5212	1,154,312,100.00	Total	20,839,469.64
TYPE I SCHL DEBT *MEMO	717,020.00	Land Area 90 Sq. Miles		LIABILITIES, RESERVES, AND SURPLUS	
DEFERRED CHARGES	91,566.92	Net Valuation Taxable-Municipal	1,156,060,766	Cash Liabilities	13,834,033.31
SCHOOL, COUNTY, SPECIAL DISTRICT TAXES	19,240,295.55	Net Valuation Taxable-County	1,271,258,217	Reserves for Receivables	5,696,591.22
RESERVE FOR UNCOLLECTED TAXES	3,223,000.00	State Equalized Valuation	1,239,086,108	Surplus Dec. 31, 1991	1,308,845.11
EXPENDITURES TOTAL	53,500,807.80	State Equalization Ratio	93.29	Total	20,839,469.64

0722
 Population 1980 39,510
 Population 1990 39,103
 S & P Rating
 Moody Rating AA

General Tax Rate Per \$100. 5.02
 State Equalized Tax Rate 2.38

WEST ORANGE TOWNSHIP - ESSEX CO.
 Form of Government
 Mayor-Council Plan B (OMCL 50)
 Number of Members - 5

PER CAPITA:
 Gross Debt 893.69
 Net Debt 653.24
 Debt Service 71.80
 Total Tax Levy 1,890.09
 Municipal Expenditures 894.05
 PER CENT:
 Gross Debt 1.19
 Net Debt .87
 Tax Levy Collected 97.43
 Tax Levy Cancelled, Abated or Adjusted .22

EXPENDITURES		REVENUES-REALIZED		1991 PROPERTY TAX	
GENERAL GOVERNMENT				STATE EQUALIZED TAX RATE 1.07	
Governing Body & Public Boards	186,830.00	1991 Property Taxes Collected	72,046,406.72	Local District School Taxes	33,031,051.50
Municipal Clerk	103,420.00	1991 Payments in Lieu of Taxes	178,010.23	Regional & Consolidated School Tax	
Financial Administration	856,136.00	Delinquent Tax & Lien Collections	2,545,407.00	School Taxes in Municipal Budget	
Assessment of Taxes	167,061.00	Business Personalty Replacement Taxes	686,421.12	County Taxes	17,271,596.83
Collection of Taxes	135,517.00	Taxes from Public Utilities	3,266,018.00	County Library Taxes	
Planning, Housing & Development	20,956.00	Other Miscellaneous Tax Revenues		Local Municipal Purpose Taxes	23,105,580.00
Human Resources	377,401.00	State Aid Revenues	2,233,132.26	Veteran & Senior Citizen Taxes	227,300.00
Elections	19,900.00	Federal Aid Revenues		Total Taxes for Rate Computation	73,635,528.33
General Administration (other)	1,580,672.74	State and Local Fiscal Assistance Act Utilized		Special District Taxes	
JUDICIARY		Sale of Acquired Property		Bank Corp. Taxes	
Municipal Courts	254,148.00	Other Miscellaneous Revenues	3,905,053.76	Added and Omitted Taxes	500,043.12
PUBLIC SAFETY		Total	84,860,449.09	Total Taxes Levied - ABSTRACT	73,908,271.45
Fire Protection	4,457,611.00	Prior Years Surplus Appropriated	1,486,815.00	Total Taxes Billed	73,948,305.68
Police Protection	4,973,467.12	REVENUES TOTAL	86,347,264.09	1991 TAXES COLLECTED	72,046,406.72
Civil Defense & Disaster Control	13,100.00	Reserve For Uncollected Taxes	2,943,005.00	1991 Taxes Cancelled, Abated or Adjusted	163,996.24
Environmental Inspection & Control	328,037.00	CAPITAL OUTLAY TOTAL	1,568,273.78	Transfer to Tax Title Liens or Foreclosed	159,344.84
Other Public Safety				Balance Outstanding Dec. 31, 1991	1,578,557.88
PUBLIC WORKS				PRIOR YEARS TAXES OUTSTANDING	
Streets and Drainage	1,443,215.00	Public Enterprises		Balance January 1, 1991	1,994,432.99
Sewers and Sewage Processing	1,776,378.00	Recreation-Culture	128,667.20	Collected in 1991	1,843,757.05
Garbage and Trash Disposal	2,250,000.00	Public Works	274,847.71	Cancelled, Abated or Adjusted 1991	2,025.36
Public Buildings and Grounds	87,855.00	Buildings and Grounds	1,164,758.87	Transfers to Tax Title Liens or Foreclosed	66,715.66
Other Public Works	2,239,742.00	Library and Education		Balance December 31, 1991	81,934.92
HEALTH and WELFARE		Conservation		TAX TITLE LIENS OUTSTANDING	
Health Services Except Environmental	595,219.00	All Other		Balance January 1, 1991	623,455.95
Welfare-Public Assistance	91,472.00	CAPITAL DEBT AUTHORIZED, DECEMBER 31, 1991		Transfer From Taxes	239,312.67
Hospital, Clinics, First Aid	281,732.00	ISSUED AND UNISSUED		Redeemed in 1991	701,649.95
Animal, Insect, & Rodent Control	71,197.00	School	9,402,521	Cancelled, Abated or Adjusted (1991)	
Other Welfare Services	30,929.00	Self-Liquidating		Transfers to Foreclosed Property	
RECREATION and CONSERVATION		Other	25,543,599	Balance December 31, 1991	161,118.67
Beaches and Boardwalks		Total	34,946,120	PROPERTY ACQUIRED BY DEED OR	
Parks, Playgrounds, Shade Trees	578,542.00			FORECLOSURE	
Land Reclamation & Conservation	1,200.00	ISSUED AND OUTSTANDING		Balance January 1, 1991	320,782.00
Other Recreational Services	174,144.00	School	95,000.00	Transfers From Taxes or Liens	
EDUCATION (excluding schools)		Self-Liquidating		Sale for Cash (1991)	12,000.00
Libraries	1,200,000.00	Other	14,104,000.00	Cancelled, Abated or Adjusted (1991)	
Other Educational Services	12,900.00	Total	14,199,000.00	Balance December 31, 1991	308,782.00
STATUTORY EXPENDITURES		EQUALIZED VALUATION BASIS		CURRENT FINANCES DECEMBER 31, 1991	
Pensions & F. I. C. A.	2,402,851.00	FOR NET DEBT COMPUTATION	2,947,983,659	ASSETS	
Employee Fringe Benefits	2,478,625.00	REAL PROPERTY VALUATIONS		Cash Dec. 31, 1991	13,052,399.83
Other Statutory Expenditures	1.00	Code Class # of Parcels % VAL'N	ASSESSED VALUATION	Taxes Receivable	1,660,492.80
CETA And Other Public Employment Programs		1 Vacant Land 802 2.61	37,975,700.00	Tax Title Liens	161,118.67
MUNICIPAL FUNCTIONS TOTAL	29,195,308.86	2 Residential 11363 75.88	1,104,324,900.00	Foreclosed Property	308,782.00
CAPITAL IMPROVEMENTS *MEMO*	208,603.00	3 Farm 2 .01	169,700.00	Emergencies & Other Deferred Charges	13,900.00
DEBT SERVICE		4a Commercial 435 16.06	233,716,800.00	State and Federal Aid Receivable	14,141.82
Principal Payments	1,811,000.00	4b Industrial 55 1.59	23,119,000.00	Other Receivables	501,668.32
Interest Payments	996,663.36	4c Apartments 44 3.35	56,056,300.00	Total	15,712,503.44
DEFERRED CHARGES	13,900.00	Total 12701	1,455,362,400.00	LIABILITIES, RESERVES, AND SURPLUS	
SCHOOL, COUNTY, SPECIAL DISTRICT TAXES	50,302,648.33	Land Area 12.10 Sq. Miles		Cash Liabilities	6,966,913.39
RESERVE FOR UNCOLLECTED TAXES	2,943,005.00	Net Valuation Taxable-Municipal	1,463,112,800	Reserves for Receivables	2,632,061.79
EXPENDITURES TOTAL	85,262,525.55	Net Valuation Taxable-County	2,967,999,578	Surplus Dec. 31, 1991	6,113,528.26
		State Equalized Valuation	3,079,135,210	Total	15,712,503.44
		State Equalization Ratio	47.40		

1616
Population 1980 11,293
Population 1990 10,982
S & P Rating
Moody Rating A

General Tax Rate Per \$100.
3.63
State Equalized Tax Rate
1.75

WEST PATERSON BOROUGH - PASSAIC CO.
Form of Government
Small Municipality Plan C (OMCL 50)
Number of Members - 7

PER CAPITA:
Gross Debt 1,132.87
Net Debt 996.35
Debt Service 87.51
Total Tax Levy 1,382.15
Municipal Expenditures 573.22
PER CENT:
Gross Debt 1.41
Net Debt 1.24
Tax Levy Collected 94.72
Tax Levy Cancelled, Abated or Adjusted 3.20

EXPENDITURES		REVENUES-REALIZED		1991 PROPERTY TAX	
GENERAL GOVERNMENT				STATE EQUALIZED TAX RATE	
Governing Body & Public Boards	25,927.04	1991 Property Taxes Collected	14,384,186.91	Local District School Taxes	.59 5,145,163.62
Municipal Clerk		1991 Payments in Lieu of Taxes		Regional & Consolidated School Tax	.30 2,637,123.37
Financial Administration	84,468.00	Delinquent Tax & Lien Collections	323,504.81	School Taxes in Municipal Budget	
Assessment of Taxes	109,340.75	Business Personalty Replacement Taxes	217,273.68	County Taxes	.46 3,949,923.66
Collection of Taxes	68,151.71	Taxes from Public Utilities	461,040.00	County Library Taxes	
Planning, Housing & Development	28,158.00	Other Miscellaneous Tax Revenues		Local Municipal Purpose Taxes	.39 3,404,500.71
Human Resources	57,126.52	State Aid Revenues	785,075.81	Veteran & Senior Citizen Taxes	123,050.00
Elections	4,480.66	Federal Aid Revenues		Total Taxes for Rate Computation	1.74 15,259,761.36
General Administration (other)	395,717.01	State and Local Fiscal Assistance Act Utilized		Special District Taxes	
JUDICIARY		Sale of Acquired Property		Bank Corp. Taxes	
Municipal Courts	72,821.00	Other Miscellaneous Revenues	515,601.65	Added and Omitted Taxes	42,019.44
PUBLIC SAFETY		Total	16,686,682.36	Total Taxes Levied - ABSTRACT	15,178,730.80
Fire Protection	123,809.35	Prior Years Surplus Appropriated	700,000.00	Total Taxes Billed	15,185,942.75
Police Protection	1,118,229.52	REVENUES TOTAL	17,386,682.86	1991 TAXES COLLECTED	14,384,186.91
Civil Defense & Disaster Control	1,500.00	Reserve For Uncollected Taxes	450,000.00	1991 Taxes Cancelled, Abated or Adjusted	485,259.28
Environmental Inspection & Control	73,218.54	CAPITAL OUTLAY TOTAL	1,210,156.34	Transfer to Tax Title Liens or Foreclosed	77,213.83
Other Public Safety				Balance Outstanding Dec. 31, 1991	239,282.73
PUBLIC WORKS				PRIOR YEARS TAXES OUTSTANDING	
Streets and Drainage	340,337.13	Public Enterprises	118,213.26	Balance January 1, 1991	260,128.85
Sewers and Sewage Processing	576,375.00	Recreation-Culture		Collected in 1991	239,797.85
Garbage and Trash Disposal	812,000.00	Public Works	1,133,933.59	Cancelled, Abated or Adjusted 1991	
Public Buildings and Grounds	40,646.69	Buildings and Grounds	76,222.75	Transfers to Tax Title Liens or Foreclosed	20,331.00
Other Public Works	99,431.00	Library and Education		Balance December 31, 1991	
HEALTH and WELFARE		Conservation		TAX TITLE LIENS OUTSTANDING	
Health Services Except Environmental	10,066.74	All Other		Balance January 1, 1991	95,599.37
Welfare-Public Assistance	6,400.00	CAPITAL DEBT AUTHORIZED, DECEMBER 31, 1991		Transfer From Taxes	103,460.88
Hospital, Clinics, First Aid		ISSUED AND UNISSUED		Redeemed in 1991	83,706.96
Animal, Insect, & Rodent Control	3,900.00	School	1,357,333	Cancelled, Abated or Adjusted (1991)	
Other Welfare Services		Self-Liquidating	142,000	Transfers to Foreclosed Property	
RECREATION and CONSERVATION		Other	10,941,868	Balance December 31, 1991	115,353.29
Beaches and Boardwalks		Total	12,441,201	PROPERTY ACQUIRED BY DEED OR FORECLOSURE	
Parks, Playgrounds, Shade Trees	53,220.00	ISSUED AND OUTSTANDING		Balance January 1, 1991	288,000.00
Land Reclamation & Conservation	8,455.81	School	1,357,228.15	Transfers From Taxes or Liens	
Other Recreational Services	17,700.00	Self-Liquidating	142,000.00	Sale for Cash (1991)	
EDUCATION (excluding schools)		Other	7,665,183.87	Cancelled, Abated or Adjusted (1991)	
Libraries	282,166.42	Total	9,164,412.02	Balance December 31, 1991	288,000.00
Other Educational Services		EQUALIZED VALUATION BASIS		CURRENT FINANCES DECEMBER 31, 1991	
STATUTORY EXPENDITURES		FOR NET DEBT COMPUTATION	881,397,349	ASSETS	
Pensions & F. L. C. A.	258,695.13	REAL PROPERTY VALUATIONS		Cash Dec. 31, 1991	1,025,143.84
Employee Fringe Benefits	155,958.50	Code Class # of Parcels % VAL'N		Taxes Receivable	239,282.73
Other Statutory Expenditures	2.00	1 Vacant Land 120 3.80	15,820,401.00	Tax Title Liens	115,353.29
CETA And Other Public Employment Programs		2 Residential 2754 63.39	264,156,355.00	Foreclosed Property	288,000.00
MUNICIPAL FUNCTIONS TOTAL	4,827,302.52	3 Farm		Emergencies & Other Deferred Charges	26,000.00
CAPITAL IMPROVEMENTS * MEMO *	5,000.00	4a Commercial 179 20.02	83,434,000.00	State and Federal Aid Receivable	24,430.38
DEBT SERVICE		4b Industrial 30 7.62	31,744,700.00	Other Receivables	10,328.43
Principal Payments	519,395.13	4c Apartments 5 5.17	21,538,500.00	Total	1,728,538.67
Interest Payments	441,683.45	Total 3089	416,693,956.00	LIABILITIES, RESERVES, AND SURPLUS	
DEFERRED CHARGES	56,734.00	Land Area 2.95 Sq. Miles		Cash Liabilities	586,228.08
SCHOOL, COUNTY, SPECIAL DISTRICT TAXES	11,732,210.65	Net Valuation Taxable-Municipal	417,385,170	Reserves for Receivables	652,964.45
RESERVE FOR UNCOLLECTED TAXES	450,000.00	Net Valuation Taxable-County	896,450,426	Surplus Dec. 31, 1991	489,346.14
EXPENDITURES TOTAL	18,027,325.75	State Equalized Valuation	866,458,335	Total	1,728,538.67
		State Equalization Ratio	48.13		

0513
Population 1980 360
Population 1990 453
S & P Rating
Moody Rating BAA

General Tax Rate Per \$100. 1.84
State Equalized Tax Rate 1.63

WEST WILDWOOD BORO. - CAPE MAY CO.
Form of Government
Commission (1911)
Number of Members - 3

PER CAPITA:
Gross Debt 3,109.38
Net Debt 386.85
Debt Service 86.32
Total Tax Levy 2,043.33
Municipal Expenditures 1,535.61
PER CENT:
Gross Debt 2.69
Net Debt .33
Tax Levy Collected 87.50
Tax Levy Cancelled, Abated or Adjusted

EXPENDITURES		REVENUES-REALIZED		1991 PROPERTY TAX	
GENERAL GOVERNMENT		1991 Property Taxes Collected		STATE EQUALIZED TAX RATE	
Governing Body & Public Boards			311,235.74	Local District School Taxes	.45
Municipal Clerk		1991 Payments in Lieu of Taxes		Regional & Consolidated School Tax	
Financial Administration	45,209.00	Delinquent Tax & Lien Collections	82,926.10	School Taxes in Municipal Budget	
Assessment of Taxes	10,400.00	Business Personalty Replacement Taxes	2,567.20	County Taxes	.39 *
Collection of Taxes	7,224.00	Taxes from Public Utilities	38,500.03	County Library Taxes	.02
Planning, Housing & Development	1,500.00	Other Miscellaneous Tax Revenues		Local Municipal Purpose Taxes	.76
Human Resources	33,254.00	State Aid Revenues	34,123.31	Veteran & Senior Citizen Taxes	
Elections	1,050.00	Federal Aid Revenues		Total Taxes for Rate Computation	1.62
General Administration (other)	75,145.00	State and Local Fiscal Assistance Act Utilized		Special District Taxes	
JUDICIARY		Sale of Acquired Property		Bank Corp. Taxes	
Municipal Courts	10,700.00	Other Miscellaneous Revenues	54,305.67	Added and Omitted Taxes	4,362.03
PUBLIC SAFETY		Total	1,023,658.05	Total Taxes Levied - ABSTRACT	925,628.94
Fire Protection	9,550.00	Prior Years Surplus Appropriated	100,000.00	Total Taxes Billed	927,175.87
Police Protection	66,477.00	REVENUES TOTAL	1,123,658.05	1991 TAXES COLLECTED	811,235.74
Civil Defense & Disaster Control	800.00	Reserve For Uncollected Taxes	109,000.00	1991 Taxes Cancelled, Abated or Adjusted	
Environmental Inspection & Control	17,515.00	CAPITAL OUTLAY TOTAL	109,792.63	Transfer to Tax Title Liens or Foreclosed	26,905.64
Other Public Safety				Balance Outstanding Dec. 31, 1991	89,034.49
PUBLIC WORKS				PRIOR YEARS TAXES OUTSTANDING	
Streets and Drainage	67,226.00	Public Enterprises	64,309.55	Balance January 1, 1991	83,599.56
Sewers and Sewage Processing		Recreation-Culture		Collected in 1991	70,289.26
Garbage and Trash Disposal	82,251.00	Public Works		Cancelled, Abated or Adjusted 1991	
Public Buildings and Grounds	11,500.00	Buildings and Grounds	45,483.08	Transfers to Tax Title Liens or Foreclosed	945.77
Other Public Works	13,255.73	Library and Education		Balance December 31, 1991	12,364.53
HEALTH and WELFARE		Conservation		TAX TITLE LIENS OUTSTANDING	
Health Services Except Environmental		All Other		Balance January 1, 1991	40,805.80
Welfare-Public Assistance	3,050.00	CAPITAL DEBT AUTHORIZED, DECEMBER 31, 1991		Transfer From Taxes	27,851.41
Hospital, Clinics, First Aid		ISSUED AND UNISSUED GROSS DEBT NET DEBT		Redeemed in 1991	12,636.84
Animal, Insect, & Rodent Control	500.00	School		Cancelled, Abated or Adjusted (1991)	
Other Welfare Services		Self-Liquidating	1,214,000	Transfers to Foreclosed Property	
RECREATION and CONSERVATION		Other	194,550	Balance December 31, 1991	56,020.37
Beaches and Boardwalks		Total	1,408,550	PROPERTY ACQUIRED BY DEED OR FORECLOSURE	
Parks, Playgrounds, Shade Trees				Balance January 1, 1991	
Land Reclamation & Conservation		ISSUED AND OUTSTANDING		Transfers From Taxes or Liens	
Other Recreational Services		School		Sale for Cash (1991)	
EDUCATION (excluding schools)		Self-Liquidating	988,000.00	Cancelled, Abated or Adjusted (1991)	
Libraries		Other	194,550.00	Balance December 31, 1991	
Other Educational Services		Total	1,182,550.00	CURRENT FINANCES DECEMBER 31, 1991	
STATUTORY EXPENDITURES		EQUALIZED VALUATION BASIS FOR NET DEBT COMPUTATION	52,403,187	ASSETS	
Pensions & F. L. C. A.	28,521.52	REAL PROPERTY VALUATIONS		Cash Dec. 31, 1991	195,126.60
Employee Fringe Benefits	56,400.00	Code Class # of Parcels % VAL'N ASSESSED VALUATION		Taxes Receivable	101,399.02
Other Statutory Expenditures		1 Vacant Land 222 7.49	3,751,100.00	Tax Title Liens	56,020.37
CETA And Other Public Employment Programs		2 Residential 611 85.91	43,040,500.00	Foreclosed Property	
MUNICIPAL FUNCTIONS TOTAL	541,528.25	3 Farm		Emergencies & Other Deferred Charges	
CAPITAL IMPROVEMENTS * MEMO *	15,000.00	4a Commercial 14 3.69	1,850,500.00	State and Federal Aid Receivable	123,389.93
DEBT SERVICE		4b Industrial		Other Receivables	67,027.25
Principal Payments	30,000.00	4c Apartments 6 2.91	1,457,900.00	Total	542,963.17
Interest Payments	9,102.75	Total 853	50,100,000.00	LIABILITIES, RESERVES, AND SURPLUS	
DEFERRED CHARGES	6,000.00	Land Area .40 Sq. Miles		Cash Liabilities	94,318.55
SCHOOL COUNTY, SPECIAL DISTRICT TAXES	489,297.91	Net Valuation Taxable-Municipal	50,152,926	Reserves for Receivables	347,524.64
RESERVE FOR UNCOLLECTED TAXES	109,000.00	Net Valuation Taxable-County	55,170,495	Surplus Dec. 31, 1991	101,119.98
EXPENDITURES TOTAL	1,184,923.91	State Equalized Valuation	56,669,493	Total	542,963.17
		State Equalization Ratio	88.49		

1113

Population 1980 8,542
 Population 1990 16,021
 S & P Rating
 Moody Rating AA

General Tax Rate Per \$100.

4.27

State Equalized Tax Rate

1.76

WEST WINDSOR TOWNSHIP - MERCER CO.

Form of Government
 Township Committee
 Number of Members - 5

PER CAPITA:

Gross Debt 1,780.87
 Net Debt 1,055.68
 Debt Service 113.19
 Total Tax Levy 2,348.35
 Municipal Expenditures 1,031.82

PER CENT:

Gross Debt 1.53
 Net Debt .90
 Tax Levy Collected 96.36
 Tax Levy Cancelled, Abated or Adjusted .43

EXPENDITURES		REVENUES-REALIZED		1991 PROPERTY TAX	
GENERAL GOVERNMENT				STATE EQUALIZED TAX RATE →	
Governing Body & Public Boards		1991 Property Taxes Collected	36,313,635.11	Local District School Taxes	
Municipal Clerk	268,901.00	1991 Payments in Lieu of Taxes		Regional & Consolidated School Tax	1.02 20,837,217.97
Financial Administration	331,129.26	Delinquent Tax & Lien Collections	2,422,254.40	School Taxes in Municipal Budget	
Assessment of Taxes	622,909.00	Business Personalty Replacement Taxes	258,156.36	County Taxes	.47 9,720,182.27
Collection of Taxes	86,299.00	Taxes from Public Utilities	1,860,056.00	County Library Taxes	.04 866,805.76
Planning, Housing & Development	513,954.00	Other Miscellaneous Tax Revenues		Local Municipal Purpose Taxes	.23 4,710,957.00
Human Resources	187,365.00	State Aid Revenues	602,324.86	Veteran & Senior Citizen Taxes	42,950.00
Elections	25,379.62	Federal Aid Revenues		Total Taxes for Rate Computation	1.76 36,178,113.00
General Administration (other)	875,770.17	State and Local Fiscal Assistance Act Utilized		Special District Taxes	
JUDICIARY		Sale of Acquired Property		Bank Corp. Taxes	
Municipal Courts	216,746.00	Other Miscellaneous Revenues	3,587,514.70	Added and Omitted Taxes	1,487,732.63
PUBLIC SAFETY		Total	45,043,941.43	Total Taxes Levied - ABSTRACT	37,622,895.63
Fire Protection	603,008.00	Prior Years Surplus Appropriated	4,500,000.00	Total Taxes Billed	37,686,905.20
Police Protection	2,134,685.21	REVENUES TOTAL	49,543,941.43	1991 TAXES COLLECTED	36,313,635.11
Civil Defense & Disaster Control		Reserve For Uncollected Taxes	2,683,901.00	1991 Taxes Cancelled, Abated or Adjusted	163,621.83
Environmental Inspection & Control	426,397.00	CAPITAL OUTLAY TOTAL	1,450,325.26	Transfer to Tax Title Liens or Foreclosed	
Other Public Safety				Balance Outstanding Dec. 31, 1991	1,209,648.26
PUBLIC WORKS				PRIOR YEARS TAXES OUTSTANDING	
Streets and Drainage	738,958.00	Public Enterprises		Balance January 1, 1991	2,758,185.88
Sewers and Sewage Processing	1,024,861.00	Recreation-Culture	189,929.58	Collected in 1991	2,422,254.40
Garbage and Trash Disposal	1,311,000.00	Public Works	872,562.96	Cancelled, Abated or Adjusted 1991	
Public Buildings and Grounds	269,806.00	Buildings and Grounds	387,832.72	Transfers to Tax Title Liens or Foreclosed	
Other Public Works	57,150.00	Library and Education		Balance December 31, 1991	335,931.48
HEALTH and WELFARE		Conservation		TAX TITLE LIENS OUTSTANDING	
Health Services Except Environmental	429,559.00	All Other		Balance January 1, 1991	14,422.23
Welfare-Public Assistance	25,808.00	CAPITAL DEBT AUTHORIZED, DECEMBER 31, 1991		Transfer From Taxes	
Hospital, Clinics, First Aid		ISSUED AND UNISSUED GROSS DEBT NET DEBT		Redeemed in 1991	
Animal, Insect, & Rodent Control	33,960.00	School 11,081,526 1,000		Cancelled, Abated or Adjusted (1991)	
Other Welfare Services		Self-Liquidating		Transfers to Foreclosed Property	
RECREATION and CONSERVATION		Other 17,449,826 16,912,087		Balance December 31, 1991	14,422.23
Beaches and Boardwalks		Total 28,531,352 16,913,087		PROPERTY ACQUIRED BY DEED OR FORECLOSURE	
Parks, Playgrounds, Shade Trees	3,800.00	ISSUED AND OUTSTANDING		Balance January 1, 1991	6,180.00
Land Reclamation & Conservation	27,491.48	School 11,081,526.17		Transfers From Taxes or Liens	
Other Recreational Services	88,338.00	Self-Liquidating		Sale for Cash (1991)	
EDUCATION (excluding schools)		Other 12,558,271.06		Cancelled, Abated or Adjusted (1991)	
Libraries		Total 23,639,797.23		Balance December 31, 1991	6,180.00
Other Educational Services		EQUALIZED VALUATION BASIS		CURRENT FINANCES DECEMBER 31, 1991	
STATUTORY EXPENDITURES		FOR NET DEBT COMPUTATION	1,870,259,024	ASSETS	
Pensions & F. I. C. A.	701,119.34	REAL PROPERTY VALUATIONS		Cash Dec. 31, 1991	7,887,576.53
Employee Fringe Benefits	882,460.00	Code Class # of Parcels % VAL'N ASSESSED VALUATION		Taxes Receivable	1,545,579.74
Other Statutory Expenditures		1 Vacant Land 1147 5.69 47,575,400.00		Tax Title Liens	14,422.23
CETA And Other Public Employment Programs		2 Residential 4845 64.17 536,525,400.00		Foreclosed Property	6,180.00
MUNICIPAL FUNCTIONS TOTAL	11,886,854.58	3 Farm 245 .84 7,034,400.00		Emergencies & Other Deferred Charges	467,879.62
CAPITAL IMPROVEMENTS *MEMO*	80,000.00	4a Commercial 198 21.90 183,063,000.00		State and Federal Aid Receivable	6,470.23
DEBT SERVICE		4b Industrial 19 6.34 53,004,300.00		Other Receivables	270,603.80
Principal Payments	1,231,549.58	4c Apartments 3 1.06 8,350,100.00		Total	10,198,712.15
Interest Payments	581,882.00	Total 6457 836,052,600.00		LIABILITIES, RESERVES, AND SURPLUS	
DEFERRED CHARGES	146,546.16	Land Area 26.84 Sq. Miles		Cash Liabilities	2,958,668.25
SCHOOL, COUNTY, SPECIAL DISTRICT TAXES	31,424,206.00	Net Valuation Taxable-Municipal	847,755,798	Reserves for Receivables	1,836,735.77
RESERVE FOR UNCOLLECTED TAXES	2,683,901.00	Net Valuation Taxable-County	2,001,227,481	Surplus Dec. 31, 1991	5,403,258.13
EXPENDITURES TOTAL	47,954,939.32	State Equalized Valuation	2,034,574,236	Total	10,198,712.15
		State Equalization Ratio	41.33		

0337
 Population 1980 3,383
 Population 1990 6,004
 S & P Rating
 Moody Rating A

General Tax Rate Per \$100. 2.31
 State Equalized Tax Rate 2.37

WESTAMPTON TWP. - BURLINGTON CO.
 Form of Government
 Township Committee
 Number of Members - 5

PER CAPITA:
 Gross Debt 946.26
 Net Debt 402.75
 Debt Service 66.48
 Total Tax Levy 1,173.23
 Municipal Expenditures 589.23
 PER CENT:
 Gross Debt 2.05
 Net Debt .87
 Tax Levy Collected 94.19
 Tax Levy Cancelled, Abated or Adjusted .27

EXPENDITURES		REVENUES-REALIZED		1991 PROPERTY TAX	
GENERAL GOVERNMENT				STATE EQUALIZED TAX RATE	
Governing Body & Public Boards		1991 Property Taxes Collected	6,636,233.00	Local District School Taxes .93	2,698,608.00
Municipal Clerk		1991 Payments in Lieu of Taxes		Regional & Consolidated School Tax .37	1,077,866.05
Financial Administration	52,457.00	Delinquent Tax & Lien Collections	230,432.00	School Taxes in Municipal Budget	
Assessment of Taxes	31,181.00	Business Personalty Replacement Taxes	45,081.00	County Taxes .55	1,605,655.58
Collection of Taxes	55,277.00	Taxes from Public Utilities	500,128.00	County Library Taxes .03	98,349.00
Planning, Housing & Development	19,299.00	Other Miscellaneous Tax Revenues		Local Municipal Purpose Taxes .48	1,395,846.00
Human Resources	77,435.00	State Aid Revenues	290,772.00	Veteran & Senior Citizen Taxes	29,400.00
Elections	1,857.00	Federal Aid Revenues		Total Taxes for Rate Computation 2.36	6,909,724.63
General Administration (other)	312,514.00	State and Local Fiscal Assistance Act Utilized		Special District Taxes	
JUDICIARY		Sale of Acquired Property		Bank Corp. Taxes	
Municipal Courts	154,811.00	Other Miscellaneous Revenues	775,006.00	Added and Omitted Taxes	163,750.00
PUBLIC SAFETY		Total	8,477,652.00	Total Taxes Levied - ABSTRACT	7,044,074.63
Fire Protection	141,039.00	Prior Years Surplus Appropriated	599,787.00	Total Taxes Billed	7,045,526.00
Police Protection	851,241.00	REVENUES TOTAL	9,077,439.00	1991 TAXES COLLECTED	6,636,233.00
Civil Defense & Disaster Control	2,000.00	Reserve For Uncollected Taxes	369,545.00	1991 Taxes Cancelled, Abated or Adjusted	19,130.00
Environmental Inspection & Control	74,520.00	CAPITAL OUTLAY TOTAL	1,342,754.00	Transfer to Tax Title Liens or Foreclosed	25,217.00
Other Public Safety				Balance Outstanding Dec. 31, 1991	364,946.00
PUBLIC WORKS				PRIOR YEARS TAXES OUTSTANDING	
Streets and Drainage	193,570.00	Public Enterprises		Balance January 1, 1991	407,392.00
Sewers and Sewage Processing	8,000.00	Recreation-Culture		Collected in 1991	205,880.00
Garbage and Trash Disposal	308,000.00	Public Works		Cancelled, Abated or Adjusted 1991	7,114.00
Public Buildings and Grounds		Buildings and Grounds	1,342,754.00	Transfers to Tax Title Liens or Foreclosed	296.00
Other Public Works	33,525.00	Library and Education		Balance December 31, 1991	194,102.00
HEALTH and WELFARE		Conservation		TAX TITLE LIENS OUTSTANDING	
Health Services Except Environmental	250.00	All Other		Balance January 1, 1991	52,798.00
Welfare-Public Assistance	3,200.00	CAPITAL DEBT AUTHORIZED, DECEMBER 31, 1991		Transfer From Taxes	25,533.00
Hospital, Clinics, First Aid		ISSUED AND UNISSUED GROSS DEBT NET DEBT		Redeemed in 1991	24,552.00
Animal, Insect, & Rodent Control	1,366.00	School 3,259,178.81		Cancelled, Abated or Adjusted (1991)	
Other Welfare Services		Self-Liquidating		Transfers to Foreclosed Property	
RECREATION and CONSERVATION		Other 2,422,196.00	2,418,099	Balance December 31, 1991	53,779.00
Beaches and Boardwalks		Total 5,681,374.81	2,418,099	PROPERTY ACQUIRED BY DEED OR FORECLOSURE	
Parks, Playgrounds, Shade Trees				Balance January 1, 1991	99,950.00
Land Reclamation & Conservation	62,113.00	ISSUED AND OUTSTANDING		Transfers From Taxes or Liens	
Other Recreational Services	3,100.00	School 3,259,178.81		Sale for Cash (1991)	
EDUCATION (excluding schools)		Self-Liquidating		Cancelled, Abated or Adjusted (1991)	
Libraries		Other 2,422,196.00		Balance December 31, 1991	99,950.00
Other Educational Services		Total 5,681,374.81		CURRENT FINANCES DECEMBER 31, 1991	
STATUTORY EXPENDITURES		EQUALIZED VALUATION BASIS		ASSETS	
Pensions & F. L. C. A.	175,876.00	FOR NET DEBT COMPUTATION	277,034,651	Cash Dec. 31, 1991	1,684,673.00
Employee Fringe Benefits	201,143.00	REAL PROPERTY VALUATIONS		Taxes Receivable	559,048.00
Other Statutory Expenditures	5,300.00	Code Class # of Parcels % VAL'N ASSESSED VALUATION		Tax Title Liens	53,779.00
CETA And Other Public Employment Programs		1 Vacant Land 172 3.28 9,712,750.00		Foreclosed Property	99,950.00
MUNICIPAL FUNCTIONS TOTAL	2,769,074.00	2 Residential 2053 78.21 231,304,900.00		Emergencies & Other Deferred Charges	
CAPITAL IMPROVEMENTS * MEMO	3,000.00	3 Farm 103 2.56 7,552,050.00		State and Federal Aid Receivable	2,042.00
DEBT SERVICE		4a Commercial 73 9.82 29,040,500.00		Other Receivables	75,159.00
Principal Payments	219,705.00	4b Industrial 9 6.13 18,127,800.00		Total	2,474,651.00
Interest Payments	179,413.00	4c Apartments		LIABILITIES, RESERVES, AND SURPLUS	
DEFERRED CHARGES		Total 2415 295,738,000.00		Cash Liabilities	1,150,900.00
SCHOOL, COUNTY, SPECIAL DISTRICT TAXES	5,480,478.63	Land Area 11.04 Sq. Miles		Reserves for Receivables	787,936.00
RESERVE FOR UNCOLLECTED TAXES	369,545.00	Net Valuation Taxable-Municipal	298,170,537	Surplus Dec. 31, 1991	535,815.00
EXPENDITURES TOTAL	9,018,215.63	Net Valuation Taxable-County	293,961,527		
		State Equalized Valuation	291,192,781		
		State Equalization Ratio	102.42		

2020
Population 1980 30,447
Population 1990 28,870
S & P Rating
Moody Rating AA

General Tax Rate Per \$100. 2.88
State Equalized Tax Rate 1.85

WESTFIELD TOWN - UNION COUNTY
Form of Government
Special Charter (P.L. 1967 c. 195)
Number of Members - 9

PER CAPITA:
Gross Debt 498.32
Net Debt 317.86
Debt Service 27.83
Total Tax Levy 1,791.67
Municipal Expenditures 662.90

PER CENT:
Gross Debt .52
Net Debt .33
Tax Levy Collected 98.06
Tax Levy Cancelled, Abated or Adjusted .10

EXPENDITURES		REVENUES-REALIZED		1991 PROPERTY TAX	
GENERAL GOVERNMENT		1991 Property Taxes Collected		STATE EQUALIZED TAX RATE 1.26	
Governing Body & Public Boards		1991 Payments in Lieu of Taxes	50,793,643.57	Local District School Taxes	35,166,437.00
Municipal Clerk		Delinquent Tax & Lien Collections	92,864.00	Regional & Consolidated School Tax	
Financial Administration	67,300.00	Business Personality Replacement Taxes	958,620.94	School Taxes in Municipal Budget	
Assessment of Taxes	83,600.00	Taxes from Public Utilities	338,765.60	County Taxes	11,116,260.77
Collection of Taxes	91,400.00	Other Miscellaneous Tax Revenues	2,025,620.00	County Library Taxes	
Planning, Housing & Development	35,400.00	State Aid Revenues	1,088,766.69	Local Municipal Purpose Taxes	5,350,193.00
Human Resources	146,015.00	Federal Aid Revenues		Veteran & Senior Citizen Taxes	181,200.00
Elections		State and Local Fiscal Assistance Act Utilized		Total Taxes for Rate Computation	51,814,090.77
General Administration (other)	1,729,100.00	Sale of Acquired Property		Special District Taxes	
JUDICIARY		Other Miscellaneous Revenues	4,342,435.63	Bank Corp. Taxes	
Municipal Courts	201,500.00	Total	59,640,716.33	Added and Omitted Taxes	92,616.76
PUBLIC SAFETY		Prior Years Surplus Appropriated	5,909,256.00	Total Taxes Levied - ABSTRACT	51,725,507.53
Fire Protection	2,276,748.00	REVENUES TOTAL	65,549,972.33	Total Taxes Billed	51,799,305.19
Police Protection	3,253,139.57	Reserve For Uncollected Taxes	1,700,000.00	1991 TAXES COLLECTED	50,793,643.57
Civil Defense & Disaster Control	400.00	CAPITAL OUTLAY TOTAL	1,212,346.26	1991 Taxes Cancelled, Abated or Adjusted	53,178.24
Environmental Inspection & Control	165,500.00	Public Enterprises	12,199.61	Transfer to Tax Title Liens or Foreclosed	14,198.35
Other Public Safety		Recreation—Culture	163,960.84	Balance Outstanding Dec. 31, 1991	938,295.03
PUBLIC WORKS		Public Works	296,804.14	PRIOR YEARS TAXES OUTSTANDING	
Streets and Drainage	1,143,400.00	Buildings and Grounds	748,870.66	Balance January 1, 1991	957,199.20
Sewers and Sewage Processing	1,998,700.00	Library and Education	2,710.62	Collected in 1991	944,801.38
Garbage and Trash Disposal		Conservation		Cancelled, Abated or Adjusted 1991	4,661.02
Public Buildings and Grounds	220,400.00	All Other		Transfers to Tax Title Liens or Foreclosed	5,136.14
Other Public Works		CAPITAL DEBT AUTHORIZED, DECEMBER 31, 1991		Balance December 31, 1991	2,600.66
HEALTH and WELFARE		ISSUED AND UNISSUED		TAX TITLE LIENS OUTSTANDING	
Health Services Except Environmental	228,114.00	School	4,694,000.00	Balance January 1, 1991	13,566.88
Welfare—Public Assistance	44,400.00	Self-Liquidating	516,000.00	Transfer From Taxes	20,055.20
Hospital, Clinics, First Aid		Other	9,176,639.00	Redeemed in 1991	13,819.46
Animal, Insect, & Rodent Control	12,500.00	Total	14,386,639.00	Cancelled, Abated or Adjusted (1991)	
Other Welfare Services		ISSUED AND OUTSTANDING		Transfers to Foreclosed Property	
RECREATION and CONSERVATION		School	4,694,000.00	Balance December 31, 1991	19,802.62
Beaches and Boardwalks		Self-Liquidating	486,000.00	PROPERTY ACQUIRED BY DEED OR	
Parks, Playgrounds, Shade Trees	637,700.00	Other	5,346,000.00	FORECLOSURE	
Land Reclamation & Conservation		Total	10,526,000.00	Balance January 1, 1991	299,020.00
Other Recreational Services	214,000.00	EQUALIZED VALUATION BASIS		Transfers From Taxes or Liens	
EDUCATION (excluding schools)		FOR NET DEBT COMPUTATION	2,746,945.062	Sale for Cash (1991)	
Libraries	931,191.00	REAL PROPERTY VALUATIONS		Cancelled, Abated or Adjusted (1991)	
Other Educational Services		Code Class # of Parcels % VAL'N		Balance December 31, 1991	299,020.00
STATUTORY EXPENDITURES		1 Vacant Land 301 .55		CURRENT FINANCES DECEMBER 31, 1991	
Pensions & F. I. C. A.	1,180,300.00	2 Residential 9007 87.62		ASSETS	
Employee Fringe Benefits	1,453,100.00	3 Farm 2		Cash Dec. 31, 1991	19,933,650.98
Other Statutory Expenditures		4a Commercial 436 10.26		Taxes Receivable	940,885.69
CETA And Other Public Employment Programs		4b Industrial 6 .29		Tax Title Liens	19,802.62
MUNICIPAL FUNCTIONS TOTAL	16,114,407.67	4c Apartments 10 1.29		Foreclosed Property	299,020.00
CAPITAL IMPROVEMENTS *MEMO*	50,000.00	Total 9762		Emergencies & Other Deferred Charges	39,600.00
DEBT SERVICE		Land Area 6.50 Sq. Miles		State and Federal Aid Receivable	91,944.11
Principal Payments	470,000.00	Net Valuation Taxable-Municipal	1,795,371,126	Other Receivables	55,816.31
Interest Payments	333,328.00	Net Valuation Taxable-County	2,817,578,118	Total	21,380,719.71
DEFERRED CHARGES	520,200.00	State Equalized Valuation	2,794,905,399	LIABILITIES, RESERVES, AND SURPLUS	
SCHOOL, COUNTY, SPECIAL DISTRICT TAXES	46,282,697.77	State Equalization Ratio	64.12	Cash Liabilities	12,600,624.23
RESERVE FOR UNCOLLECTED TAXES	1,700,000.00			Reserves for Receivables	1,315,524.62
EXPENDITURES TOTAL	65,420,633.44			Surplus Dec. 31, 1991	7,464,570.86
				Total	21,380,719.71

0821

Population 1980 4,786
 Population 1990 4,573
 S & P Rating
 Moody Rating BAA

General Tax Rate Per \$100.

3.36

State Equalized Tax Rate

2.30

WESTVILLE BOROUGH - GLOUCESTER CO.

Form of Government
 Borough Council

Number of Members - 6

PER CAPITA:

Gross Debt 600.59
 Net Debt 360.68
 Debt Service 35.70
 Total Tax Levy 815.99
 Municipal Expenditures 558.97

PER CENT:

Gross Debt 1.98
 Net Debt 1.19
 Tax Levy Collected 95.95
 Tax Levy Cancelled, Abated or Adjusted .44

EXPENDITURES		REVENUES-REALIZED		1991 PROPERTY TAX	
GENERAL GOVERNMENT				STATE EQUALIZED TAX RATE	
Governing Body & Public Boards				Local District School Taxes	753,720.00
Municipal Clerk	46,749.00	1991 Property Taxes Collected	3,583,950.73	Regional & Consolidated School Tax	825,814.23
Financial Administration	32,123.09	1991 Payments in Lieu of Taxes		School Taxes in Municipal Budget	
Assessment of Taxes	10,165.60	Delinquent Tax & Lien Collections	140,355.95	County Taxes	901,168.51
Collection of Taxes	27,100.05	Business Personalty Replacement Taxes	45,409.08	County Library Taxes	
Planning, Housing & Development	5,962.00	Taxes from Public Utilities	235,796.00	Local Municipal Purpose Taxes	1,042,222.46
Human Resources	42,350.30	Other Miscellaneous Tax Revenues		Veteran & Senior Citizen Taxes	71,450.00
Elections	1,644.24	State Aid Revenues	252,705.13	Total Taxes for Rate Computation	3,594,375.20
General Administration (other)	282,560.09	Federal Aid Revenues		Special District Taxes	198,600.00
JUDICIARY		State and Local Fiscal Assistance Act Utilized		Bank Corp. Taxes	
Municipal Courts	42,217.00	Sale of Acquired Property		Added and Omitted Taxes	10,006.29
PUBLIC SAFETY		Other Miscellaneous Revenues	733,429.05	Total Taxes Levied - ABSTRACT	3,731,531.49
Fire Protection	2,000.00	Total	4,991,645.94	Total Taxes Billed	3,735,250.09
Police Protection	399,705.94	Prior Years Surplus Appropriated	240,000.00	1991 TAXES COLLECTED	3,583,950.73
Civil Defense & Disaster Control	2,000.00	REVENUES TOTAL	5,231,645.94	1991 Taxes Cancelled, Abated or Adjusted	16,560.75
Environmental Inspection & Control	17,750.81	Reserve For Uncollected Taxes	187,142.83	Transfer to Tax Title Liens or Foreclosed	5,965.58
Other Public Safety		CAPITAL OUTLAY TOTAL	642,596.10	Balance Outstanding Dec. 31, 1991	128,773.03
PUBLIC WORKS				PRIOR YEARS TAXES OUTSTANDING	
Streets and Drainage	234,583.34	Public Enterprises	2,857.30	Balance January 1, 1991	140,995.10
Sewers and Sewage Processing	213,070.26	Recreation—Culture		Collected in 1991	140,355.95
Garbage and Trash Disposal	310,876.00	Public Works		Cancelled, Abated or Adjusted 1991	535.97
Public Buildings and Grounds	8,449.42	Buildings and Grounds	642,596.10	Transfers to Tax Title Liens or Foreclosed	
Other Public Works	22,175.75	Library and Education		Balance December 31, 1991	103.18
HEALTH and WELFARE		Conservation		TAX TITLE LIENS OUTSTANDING	
Health Services Except Environmental	980.00	All Other		Balance January 1, 1991	9,597.67
Welfare—Public Assistance	7,982.86	CAPITAL DEBT AUTHORIZED, DECEMBER 31, 1991		Transfer From Taxes	5,965.58
Hospital, Clinics, First Aid		ISSUED AND UNISSUED		Redeemed in 1991	
Animal, Insect, & Rodent Control	1,000.00	School	605,295	Cancelled, Abated or Adjusted (1991)	
Other Welfare Services		Self-Liquidating	933,420	Transfers to Foreclosed Property	
RECREATION and CONSERVATION		Other	1,207,786	Balance December 31, 1991	15,563.25
Beaches and Boardwalks		Total	2,746,501	PROPERTY ACQUIRED BY DEED OR FORECLOSURE	
Parks, Playgrounds, Shade Trees	74,516.12	ISSUED AND OUTSTANDING		Balance January 1, 1991	29,150.00
Land Reclamation & Conservation	500.00	School	605,295.36	Transfers From Taxes or Liens	
Other Recreational Services	9,919.46	Self-Liquidating	897,016.73	Sale for Cash (1991)	
EDUCATION (excluding schools)		Other	1,205,853.00	Cancelled, Abated or Adjusted (1991)	
Libraries	47,118.51	Total	2,708,165.09	Balance December 31, 1991	29,150.00
Other Educational Services		EQUALIZED VALUATION BASIS		CURRENT FINANCES DECEMBER 31, 1991	
STATUTORY EXPENDITURES		FOR NET DEBT COMPUTATION	138,656.482	ASSETS	
Pensions & F. I. C. A.	145,620.09	REAL PROPERTY VALUATIONS		Cash Dec. 31, 1991	539,695.21
Employee Fringe Benefits	194,287.15	Code Class # of Parcels % VAL'N		Taxes Receivable	128,876.21
Other Statutory Expenditures	7,304.31	1 Vacant Land 90 1.05	1,096,900.00	Tax Title Liens	15,563.25
CETA And Other Public Employment Programs		2 Residential 1377 69.52	72,547,600.00	Foreclosed Property	29,150.00
MUNICIPAL FUNCTIONS TOTAL	2,190,711.39	3 Farm		Emergencies & Other Deferred Charges	330.00
CAPITAL IMPROVEMENTS *MEMO*	5,000.00	4a Commercial 117 15.49	16,170,800.00	State and Federal Aid Receivable	
DEBT SERVICE		4b Industrial 17 9.67	9,048,100.00	Other Receivables	157,302.49
Principal Payments	70,241.00	4c Apartments 11 5.27	5,498,800.00	Total	870,917.16
Interest Payments	93,021.10	Total 1612	104,362,200.00	LIABILITIES, RESERVES, AND SURPLUS	
DEFERRED CHARGES	15,032.84	Land Area 1.21 Sq. Miles		Cash Liabilities	238,849.16
SCHOOL, COUNTY, SPECIAL DISTRICT TAXES	2,679,332.74	Net Valuation Taxable-Municipal	104,936,445	Reserves for Receivables	330,891.95
RESERVE FOR UNCOLLECTED TAXES	187,142.93	Net Valuation Taxable-County	143,454,228	Surplus Dec. 31, 1991	301,176.05
EXPENDITURES TOTAL	5,235,451.90	State Equalized Valuation	152,772,291	Total	870,917.16
		State Equalization Ratio	68.57		

0267
Population 1980 10,714
Population 1990 10,446
S & P Rating
Moody Rating A1

General Tax Rate Per \$100. 2.36
State Equalized Tax Rate 1.70

WESTWOOD BOROUGH - BERGEN COUNTY
Form of Government
Borough Council
Number of Members - 6

PER CAPITA:
Gross Debt 492.78
Net Debt 479.60
Debt Service 32.05
Total Tax Levy 1,451.53
Municipal Expenditures 744.51
PER CENT:
Gross Debt .59
Net Debt .57
Tax Levy Collected 96.91
Tax Levy Cancelled, Abated or Adjusted

EXPENDITURES		REVENUES-REALIZED		1991 PROPERTY TAX	
GENERAL GOVERNMENT				STATE EQUALIZED TAX RATE	
Governing Body & Public Boards	7,500.00	1991 Property Taxes Collected	14,709,658.00	Local District School Taxes	
Municipal Clerk		1991 Payments in Lieu of Taxes		Regional & Consolidated School Tax	.90 8,028,925.29
Financial Administration	40,600.00	Delinquent Tax & Lien Collections	427,753.00	School Taxes in Municipal Budget	
Assessment of Taxes	47,864.00	Business Penalty Replacement Taxes	177,692.00	County Taxes	.24 2,115,556.96
Collection of Taxes	100,689.00	Taxes from Public Utilities	770,712.00	County Library Taxes	
Planning, Housing & Development	35,970.00	Other Miscellaneous Tax Revenues		Local Municipal Purpose Taxes	.56 4,994,261.00
Human Resources	51,681.00	State Aid Revenues	572,090.00	Veteran & Senior Citizen Taxes	68,200.00
Elections	2,610.00	Federal Aid Revenues		Total Taxes for Rate Computation	1.70 15,206,943.25
General Administration (other)	435,388.00	State and Local Fiscal Assistance Act Utilized		Special District Taxes	
JUDICIARY		Sale of Acquired Property		Bank Corp. Taxes	
Municipal Courts	83,210.00	Other Miscellaneous Revenues	955,763.00	Added and Omitted Taxes	23,980.00
PUBLIC SAFETY		Total	17,613,663.00	Total Taxes Levied - ABSTRACT	15,162,723.25
Fire Protection	223,178.00	Prior Years Surplus Appropriated	360,100.00	Total Taxes Billed	15,175,186.00
Police Protection	1,467,937.00	REVENUES TOTAL	17,973,768.00	1991 TAXES COLLECTED	14,709,658.00
Civil Defense & Disaster Control	300.00	Reserve For Uncollected Taxes	460,573.00	1991 Taxes Cancelled, Abated or Adjusted	
Environmental Inspection & Control	71,420.00	CAPITAL OUTLAY TOTAL	1,199,691.00	Transfer to Tax Title Liens or Foreclosed	49,602.00
Other Public Safety				Balance Outstanding Dec. 31, 1991	419,926.00
PUBLIC WORKS				PRIOR YEARS TAXES OUTSTANDING	
Streets and Drainage	605,172.00	Public Enterprises		Balance January 1, 1991	339,601.00
Sewers and Sewage Processing	808,612.30	Recreation-Culture	527.00	Collected in 1991	336,853.00
Garbage and Trash Disposal	1,263,800.00	Public Works	307,453.10	Cancelled, Abated or Adjusted 1991	
Public Buildings and Grounds	115,752.00	Buildings and Grounds	868,787.90	Transfers to Tax Title Liens or Foreclosed	1,141.00
Other Public Works	29,335.00	Library and Education	22,923.00	Balance December 31, 1991	1,607.00
HEALTH and WELFARE		Conservation		TAX TITLE LIENS OUTSTANDING	
Health Services Except Environmental	103,421.00	All Other		Balance January 1, 1991	215,975.00
Welfare-Public Assistance	26,949.00	CAPITAL DEBT AUTHORIZED, DECEMBER 31, 1991		Transfer From Taxes	50,912.00
Hospital, Clinics, First Aid		ISSUED AND UNISSUED GROSS DEBT NET DEBT		Redeemed in 1991	90,900.00
Animal, Insect, & Rodent Control	12,000.00	School		Cancelled, Abated or Adjusted (1991)	
Other Welfare Services		Self-Liquidating		Transfers to Foreclosed Property	
RECREATION and CONSERVATION		Other	5,147,556 5,009,861	Balance December 31, 1991	175,987.00
Beaches and Boardwalks		Total	5,147,556 5,009,861	PROPERTY ACQUIRED BY DEED OR FORECLOSURE	
Parks, Playgrounds, Shade Trees	10,000.00	ISSUED AND OUTSTANDING		Balance January 1, 1991	349,900.00
Land Reclamation & Conservation	62,489.00	School		Transfers From Taxes or Liens	
Other Recreational Services	146,340.00	Self-Liquidating		Sale for Cash (1991)	
EDUCATION (excluding schools)		Other	4,476,929.00	Cancelled, Abated or Adjusted (1991)	
Libraries	292,679.00	Total	4,476,929.00	Balance December 31, 1991	349,900.00
Other Educational Services	100.00	EQUALIZED VALUATION BASIS		CURRENT FINANCES DECEMBER 31, 1991	
STATUTORY EXPENDITURES		FOR NET DEBT COMPUTATION	875,856,524	ASSETS	
Pensions & F. L. C. A.	400,408.00	REAL PROPERTY VALUATIONS		Cash Dec. 31, 1991	1,406,544.00
Employee Fringe Benefits	433,881.00	Code Class # of Parcels % VAL'N		Taxes Receivable	421,533.00
Other Statutory Expenditures	1.00	1 Vacant Land 177 .94	6,011,400.00	Tax Title Liens	175,987.00
CETA And Other Public Employment Programs		2 Residential 3002 72.64	465,622,700.00	Foreclosed Property	349,900.00
MUNICIPAL FUNCTIONS TOTAL	6,879,286.30	3 Farm		Emergencies & Other Deferred Charges	7,044.00
CAPITAL IMPROVEMENTS *MEMO*	1,000.00	4a Commercial 215 17.26	110,636,000.00	State and Federal Aid Receivable	29,293.00
DEBT SERVICE		4b Industrial 34 3.58	22,945,400.00	Other Receivables	4,912.00
Principal Payments	179,571.00	4c Apartments 24 5.58	35,762,800.00	Total	2,395,213.00
Interest Payments	155,255.00	Total 3452	640,978,300.00	LIABILITIES, RESERVES, AND SURPLUS	
DEFERRED CHARGES	102,440.00	Land Area 2.40 Sq. Miles		Cash Liabilities	724,705.00
SCHOOL, COUNTY, SPECIAL DISTRICT TAXES	10,144,432.25	Net Valuation Taxable-Municipal	642,169,754	Reserves for Receivables	981,625.00
RESERVE FOR UNCOLLECTED TAXES	460,573.00	Net Valuation Taxable-County	892,330,165	Surplus Dec. 31, 1991	688,883.00
EXPENDITURES TOTAL	17,921,607.55	State Equalized Valuation	890,821,294	Total	2,395,213.00
		State Equalization Ratio	72.05		

0123
Population 1980 1,260
Population 1990 1,957
S & P Rating
Moody Rating

General Tax Rate Per \$100. 2.36
State Equalized Tax Rate 1.39

WEYMOUTH TOWNSHIP - ATLANTIC CO.
Form of Government
Township Committee
Number of Members - 3

PER CAPITA:
Gross Debt 390.85
Net Debt 61.77
Debt Service 11.27
Total Tax Levy 627.27
Municipal Expenditures 352.12

PER CENT:
Gross Debt 1.26
Net Debt .20
Tax Levy Collected 90.33
Tax Levy Cancelled, Abated or Adjusted

EXPENDITURES		REVENUES-REALIZED		1991 PROPERTY TAX	
GENERAL GOVERNMENT				STATE EQUALIZED TAX RATE	
Governing Body & Public Boards		1991 Property Taxes Collected	1,109,176.83	Local District School Taxes	1.19 767,360.00
Municipal Clerk		1991 Payments in Lieu of Taxes		Regional & Consolidated School Tax	
Financial Administration	19,000.00	Delinquent Tax & Lien Collections	109,379.92	School Taxes in Municipal Budget	
Assessment of Taxes	12,500.00	Business Personalty Replacement Taxes	8,530.92	County Taxes	.48 * 307,076.51
Collection of Taxes	12,500.00	Taxes from Public Utilities	235,885.00	County Library Taxes	.03 21,395.46
Planning, Housing & Development	16,050.00	Other Miscellaneous Tax Revenues		Local Municipal Purpose Taxes	.19 121,859.20
Human Resources	6,741.00	State Aid Revenues	95,403.00	Veteran & Senior Citizen Taxes	18,000.00
Elections		Federal Aid Revenues		Total Taxes for Rate Computation	1.89 1,235,691.17
General Administration (other)	139,750.00	State and Local Fiscal Assistance Act Utilized		Special District Taxes	
JUDICIARY		Sale of Acquired Property		Bank Corp. Taxes	
Municipal Courts	15,500.00	Other Miscellaneous Revenues	93,712.57	Added and Omitted Taxes	9,881.49
PUBLIC SAFETY		Total	1,652,088.24	Total Taxes Levied - ABSTRACT	1,227,572.66
Fire Protection	34,700.00	Prior Years Surplus Appropriated	200,000.00	Total Taxes Billed	1,227,922.91
Police Protection	6,000.00	REVENUES TOTAL	1,852,088.24	1991 TAXES COLLECTED	1,109,176.83
Civil Defense & Disaster Control	7,500.00	Reserve For Uncollected Taxes	130,552.12	1991 Taxes Cancelled, Abated or Adjusted	
Environmental Inspection & Control	2,600.00	CAPITAL OUTLAY TOTAL	3,235.72	Transfer to Tax Title Liens or Foreclosed	25,931.58
Other Public Safety				Balance Outstanding Dec. 31, 1991	92,814.50
PUBLIC WORKS				PRIOR YEARS TAXES OUTSTANDING	
Streets and Drainage	69,000.00	Public Enterprises		Balance January 1, 1991	114,523.63
Sewers and Sewage Processing		Recreation—Culture		Collected in 1991	92,966.60
Garbage and Trash Disposal	125,000.00	Public Works	3,235.72	Cancelled, Abated or Adjusted 1991	
Public Buildings and Grounds	35,000.00	Buildings and Grounds		Transfers to Tax Title Liens or Foreclosed	19,780.36
Other Public Works		Library and Education		Balance December 31, 1991	1,776.67
HEALTH and WELFARE		Conservation		TAX TITLE LIENS OUTSTANDING	
Health Services Except Environmental		All Other		Balance January 1, 1991	44,242.22
Welfare-Public Assistance	1,350.00	CAPITAL DEBT AUTHORIZED, DECEMBER 31, 1991		Transfer From Taxes	48,460.69
Hospital, Clinics, First Aid		ISSUED AND UNISSUED GROSS DEBT NET DEBT		Redeemed in 1991	16,413.32
Animal, Insect, & Rodent Control	4,000.00	School 644,000		Cancelled, Abated or Adjusted (1991)	
Other Welfare Services		Self-Liquidating		Transfers to Foreclosed Property	
RECREATION and CONSERVATION		Other 120,890	120,890	Balance December 31, 1991	76,289.59
Beaches and Boardwalks		Total 764,890	120,890	PROPERTY ACQUIRED BY DEED OR FORECLOSURE	
Parks, Playgrounds, Shade Trees				Balance January 1, 1991	130,235.00
Land Reclamation & Conservation		ISSUED AND OUTSTANDING		Transfers From Taxes or Liens	
Other Recreational Services	6,800.00	School 644,000.00		Sale for Cash (1991)	
EDUCATION (excluding schools)		Self-Liquidating		Cancelled, Abated or Adjusted (1991)	
Libraries		Other 85,000.00	729,000.00	Balance December 31, 1991	130,235.00
Other Educational Services		Total		CURRENT FINANCES DECEMBER 31, 1991	
STATUTORY EXPENDITURES		EQUALIZED VALUATION BASIS FOR NET DEBT COMPUTATION	60,939,652	ASSETS	
Pensions & F. I. C. A.	12,500.00	REAL PROPERTY VALUATIONS		Cash Dec. 31, 1991	417,686.10
Employee Fringe Benefits		Code Class # of Parcels % VAL'N ASSESSED VALUATION		Taxes Receivable	94,591.17
Other Statutory Expenditures		1 Vacant Land 444 16.45 8,398,500.00		Tax Title Liens	76,289.59
CETA And Other Public Employment Programs		2 Residential 547 70.97 36,225,200.00		Foreclosed Property	130,235.00
MUNICIPAL FUNCTIONS TOTAL	526,491.00	3 Farm 17 .42 215,800.00		Emergencies & Other Deferred Charges	
CAPITAL IMPROVEMENTS * MEMO	75,000.00	4a Commercial 30 9.16 4,675,000.00		State and Federal Aid Receivable	15,000.00
DEBT SERVICE		4b Industrial		Other Receivables	16,082.48
Principal Payments	15,000.00	4c Apartments 2 2.39 1,526,900.00		Total	749,884.34
Interest Payments	7,050.00	Total 1040 51,041,400.00		LIABILITIES, RESERVES, AND SURPLUS	
DEFERRED CHARGES	10,000.00	Land Area 12.00 Sq. Miles		Cash Liabilities	129,849.73
SCHOOL, COUNTY, SPECIAL DISTRICT TAXES	1,095,831.97	Net Valuation Taxable-Municipal	51,612,772	Reserves for Receivables	317,198.24
RESERVE FOR UNCOLLECTED TAXES	130,552.12	Net Valuation Taxable-County	66,550,932	Surplus Dec. 31, 1991	302,836.37
EXPENDITURES TOTAL	1,784,925.09	State Equalized Valuation	64,468,968	Total	749,884.34
		State Equalization Ratio	79.88		

1439

Population 1980 5,485
 Population 1990 5,405
 S & P Rating
 Moody Rating A

General Tax Rate Per \$100.

4.82

State Equalized Tax Rate

2.11

WHARTON BOROUGH - MORRIS COUNTY
 Form of Government
 Borough Council
 Number of Members - 6

PER CAPITA:

Gross Debt 847.79
 Net Debt 535.63
 Debt Service 55.31
 Total Tax Levy 1,272.15
 Municipal Expenditures 504.08

PER CENT:

Gross Debt 1.48
 Net Debt .94
 Tax Levy Collected 95.54
 Tax Levy Cancelled, Abated or Adjusted .19

EXPENDITURES		REVENUES-REALIZED		1991 PROPERTY TAX	
GENERAL GOVERNMENT				STATE EQUALIZED TAX RATE	
Governing Body & Public Boards		1991 Property Taxes Collected	6,573,071.75	Local District School Taxes	88
Municipal Clerk		1991 Payments in Lieu of Taxes		Regional & Consolidated School Tax	48
Financial Administration	66,267.00	Delinquent Tax & Lien Collections	117,411.05	School Taxes in Municipal Budget	
Assessment of Taxes	16,812.00	Business Personalty Replacement Taxes	113,061.64	County Taxes	27 *
Collection of Taxes	25,017.92	Taxes from Public Utilities	264,763.00	County Library Taxes	
Planning, Housing & Development	34,653.13	Other Miscellaneous Tax Revenues		Local Municipal Purpose Taxes	48
Human Resources	3,904.00	State Aid Revenues	300,782.82	Veteran & Senior Citizen Taxes	
Elections	1,365.30	Federal Aid Revenues		Total Taxes for Rate Computation	2.11
General Administration (other)	401,451.33	State and Local Fiscal Assistance Act Utilized		Special District Taxes	
JUDICIARY		Sale of Acquired Property		Bank Corp. Taxes	
Municipal Courts	25,138.86	Other Miscellaneous Revenues	400,869.38	Added and Omitted Taxes	5,255.70
PUBLIC SAFETY		Total	7,769,959.64	Total Taxes Levied - ABSTRACT	6,875,943.77
Fire Protection	45,346.00	Prior Years Surplus Appropriated	189,000.00	Total Taxes Billed	6,879,884.72
Police Protection	623,219.38	REVENUES TOTAL	7,958,959.64	1991 TAXES COLLECTED	6,573,071.75
Civil Defense & Disaster Control	2,215.00	Reserve For Uncollected Taxes	248,325.00	1991 Taxes Cancelled, Abated or Adjusted	12,911.75
Environmental Inspection & Control	31,420.00	CAPITAL OUTLAY TOTAL	771,528.34	Transfer to Tax Title Liens or Foreclosed	22,389.49
Other Public Safety		Public Enterprises	385,213.22	Balance Outstanding Dec. 31, 1991	271,511.73
PUBLIC WORKS		Recreation-Culture		PRIOR YEARS TAXES OUTSTANDING	
Streets and Drainage	145,293.06	Public Works	208,105.53	Balance January 1, 1991	124,261.05
Sewers and Sewage Processing		Buildings and Grounds	178,209.59	Collected in 1991	101,057.93
Garbage and Trash Disposal		Library and Education		Cancelled, Abated or Adjusted 1991	62.39
Public Buildings and Grounds	81,675.00	Conservation		Transfers to Tax Title Liens or Foreclosed	23,140.73
Other Public Works		All Other		Balance December 31, 1991	
HEALTH and WELFARE		CAPITAL DEBT AUTHORIZED, DECEMBER 31, 1991		TAX TITLE LIENS OUTSTANDING	
Health Services Except Environmental	43,305.00	ISSUED AND UNISSUED		Balance January 1, 1991	9,280.41
Welfare-Public Assistance	4,700.00	School	738,664	Transfer From Taxes	48,597.37
Hospital, Clinics, First Aid		Self-Liquidating	855,900	Redeemed in 1991	16,353.12
Animal, Insect, & Rodent Control	1,898.32	Other	2,987,750	Cancelled, Abated or Adjusted (1991)	
Other Welfare Services		Total	4,582,314	Transfers to Foreclosed Property	
RECREATION and CONSERVATION		ISSUED AND OUTSTANDING		Balance December 31, 1991	41,524.66
Beaches and Boardwalks		School	738,664.58	PROPERTY ACQUIRED BY DEED OR FORECLOSURE	
Parks, Playgrounds, Shade Trees	80,539.65	Self-Liquidating	855,900.00	Balance January 1, 1991	55,655.00
Land Reclamation & Conservation	4,784.00	Other	2,322,250.00	Transfers From Taxes or Liens	
Other Recreational Services	25,739.10	Total	3,916,814.58	Sale for Cash (1991)	
EDUCATION (excluding schools)		EQUALIZED VALUATION BASIS		Cancelled, Abated or Adjusted (1991)	
Libraries	108,092.00	FOR NET DEBT COMPUTATION	309,160,718	Balance December 31, 1991	55,655.00
Other Educational Services		REAL PROPERTY VALUATIONS		CURRENT FINANCES DECEMBER 31, 1991	
STATUTORY EXPENDITURES		ASSESSED VALUATION		ASSETS	
Pensions & F. I. C. A.	172,555.35	1 Vacant Land 94 3.28	4,397,500.00	Cash Dec. 31, 1991	1,306,851.41
Employee Fringe Benefits	122,681.48	2 Residential 1537 74.58	99,385,100.00	Taxes Receivable	271,511.73
Other Statutory Expenditures	644.76	3 Farm 3 .05	65,100.00	Tax Title Liens	41,524.66
CETA And Other Public Employment Programs		4a Commercial 69 8.39	11,903,700.00	Foreclosed Property	55,655.00
MUNICIPAL FUNCTIONS TOTAL	2,079,718.64	4b Industrial 19 10.73	14,377,300.00	Emergencies & Other Deferred Charges	19,600.00
CAPITAL IMPROVEMENTS * MEMO *	23,000.00	4c Apartments 3 2.46	3,300,700.00	State and Federal Aid Receivable	
DEBT SERVICE		Total 1730	133,929,400.00	Other Receivables	14,437.56
Principal Payments	187,000.00	Land Area 1.95 Sq. Miles		Total	1,709,580.36
Interest Payments	111,924.26	Net Valuation Taxable-Municipal	134,205,447	LIABILITIES, RESERVES, AND SURPLUS	
DEFERRED CHARGES	97,507.00	Net Valuation Taxable-County	320,336,161	Cash Liabilities	1,086,198.65
SCHOOL, COUNTY, SPECIAL DISTRICT TAXES	5,393,941.07	State Equalized Valuation	306,080,531	Reserves for Receivables	383,128.95
RESERVE FOR UNCOLLECTED TAXES	248,325.00	State Equalization Ratio	43.71	Surplus Dec. 31, 1991	240,252.76
EXPENDITURES TOTAL	8,123,475.97			Total	1,709,580.36

2123
Population 1980 2,748
Population 1990 3,603
S & P Rating
Moody Rating

General Tax Rate Per \$100. 1.38
State Equalized Tax Rate 1.71

WHITE TOWNSHIP - WARREN COUNTY
Form of Government
Township Committee
Number of Members - 3

PER CAPITA:
Gross Debt 15.82
Net Debt 15.82
Debt Service 9.44
Total Tax Levy 1,273.25
Municipal Expenditures 412.72

PER CENT:
Gross Debt .02
Net Debt .02
Tax Levy Collected 92.25
Tax Levy Cancelled, Abated or Adjusted .07

EXPENDITURES		REVENUES-REALIZED		1991 PROPERTY TAX	
GENERAL GOVERNMENT				STATE EQUALIZED TAX RATE	
Governing Body & Public Boards				Local District School Taxes .59	
Municipal Clerk				Regional & Consolidated School Tax	
Financial Administration	28,600.00	1991 Property Taxes Collected 4,260,439.66		School Taxes in Municipal Budget	
Assessment of Taxes	33,515.00	1991 Payments in Lieu of Taxes		County Taxes .65	
Collection of Taxes	36,200.00	Delinquent Tax & Lien Collections 310,347.22		County Library Taxes .05	
Planning, Housing & Development	31,952.00	Business Personality Replacement Taxes 65,819.56		Local Municipal Purpose Taxes	
Human Resources	8,065.00	Taxes from Public Utilities 192,702.00		Veteran & Senior Citizen Taxes	
Elections		Other Miscellaneous Tax Revenues		Total Taxes for Rate Computation 1.69	
General Administration (other)	132,715.00	State Aid Revenues 224,327.09		Special District Taxes	
JUDICIARY		Federal Aid Revenues		Bank Corp. Taxes	
Municipal Courts	26,375.00	State and Local Fiscal Assistance Act Utilized		Added and Omitted Taxes	
PUBLIC SAFETY		Sale of Acquired Property		Total Taxes Levied - ABSTRACT	
Fire Protection	30,079.00	Other Miscellaneous Revenues		Total Taxes Billed	
Police Protection	8,000.00	Total 5,753,058.63		1991 TAXES COLLECTED	
Civil Defense & Disaster Control	2,500.00	Prior Years Surplus Appropriated 305,136.44		1991 Taxes Cancelled, Abated or Adjusted	
Environmental Inspection & Control	40,650.00	REVENUES TOTAL 6,058,195.07		Transfer to Tax Title Liens or Foreclosed	
Other Public Safety		Reserve For Uncollected Taxes 461,550.00		Balance Outstanding Dec. 31, 1991	
PUBLIC WORKS		CAPITAL OUTLAY TOTAL 33,901.60		PRIOR YEARS TAXES OUTSTANDING	
Streets and Drainage	306,033.00	Public Enterprises		Balance January 1, 1991	
Sewers and Sewage Processing		Recreation-Culture 8,000.00		Collected in 1991	
Garbage and Trash Disposal	35,570.00	Public Works 22,053.60		Cancelled, Abated or Adjusted 1991	
Public Buildings and Grounds	16,425.00	Buildings and Grounds 3,848.00		Transfers to Tax Title Liens or Foreclosed	
Other Public Works		Library and Education		Balance December 31, 1991	
HEALTH and WELFARE		Conservation		TAX TITLE LIENS OUTSTANDING	
Health Services Except Environmental	300.00	All Other		Balance January 1, 1991	
Welfare-Public Assistance	5,900.00	CAPITAL DEBT AUTHORIZED, DECEMBER 31, 1991		Transfer From Taxes	
Hospital, Clinics, First Aid		ISSUED AND UNISSUED GROSS DEBT NET DEBT		Redeemed in 1991	
Animal, Insect, & Rodent Control	8,525.00	School		Cancelled, Abated or Adjusted (1991)	
Other Welfare Services		Self-Liquidating		Transfers to Foreclosed Property	
RECREATION and CONSERVATION		Other		Balance December 31, 1991	
Beaches and Boardwalks		Total 57,000 57,000 57,000		PROPERTY ACQUIRED BY DEED OR	
Parks, Playgrounds, Shade Trees	2,600.00	ISSUED AND OUTSTANDING		FORECLOSURE	
Land Reclamation & Conservation	18,080.09	School		Balance January 1, 1991	
Other Recreational Services	4,000.00	Self-Liquidating		Transfers From Taxes or Liens	
EDUCATION (excluding schools)		Other		Sale for Cash (1991)	
Libraries		Total		Cancelled, Abated or Adjusted (1991)	
Other Educational Services	6,640.00	EQUALIZED VALUATION BASIS		Balance December 31, 1991	
STATUTORY EXPENDITURES		FOR NET DEBT COMPUTATION 287,329,524		CURRENT FINANCES DECEMBER 31, 1991	
Pensions & F. I. C. A.	42,000.00	REAL PROPERTY VALUATIONS		ASSETS	
Employee Fringe Benefits	36,000.00	Code Class # of Parcels % VAL'N ASSESSED VALUATION		Cash Dec. 31, 1991	
Other Statutory Expenditures	2,000.00	1 Vacant Land 412 10.80 35,552,375.00		Taxes Receivable	
CETA And Other Public Employment Programs		2 Residential 924 44.91 147,494,000.00		Tax Title Liens	
MUNICIPAL FUNCTIONS TOTAL 862,624.09		3 Farm 330 5.42 17,832,292.00		Foreclosed Property	
CAPITAL IMPROVEMENTS * MEMO 74,000.00		4a Commercial 75 5.47 13,013,762.00		Emergencies & Other Deferred Charges	
DEBT SERVICE		4b Industrial 2 31.81 104,634,000.00		State and Federal Aid Receivable	
Principal Payments	24,000.00	4c Apartments 6 1.68 5,545,000.00		Other Receivables	
Interest Payments	10,000.00	Total 1749 329,121,429.00		Total	
DEFERRED CHARGES	123,850.00	Land Area 27.35 Sq. Miles		LIABILITIES, RESERVES, AND SURPLUS	
SCHOOL, COUNTY, SPECIAL DISTRICT TAXES	4,525,355.41	Net Valuation Taxable-Municipal 330,173,194		Cash Liabilities	
RESERVE FOR UNCOLLECTED TAXES	461,550.00	Net Valuation Taxable-County 293,469,243		Reserves for Receivables	
EXPENDITURES TOTAL 6,012,379.50		State Equalized Valuation 267,137,487		Surplus Dec. 31, 1991	
		State Equalization Ratio 123.69		Total	

0514
Population 1980 4,913
Population 1990 4,484
S & P Rating BBB
Moody Rating AAA

General Tax Rate Per \$100. 3.47
State Equalized Tax Rate 2.42

WILDWOOD CITY - CAPE MAY COUNTY
Form of Government
Mayor-Council Plan D (OMCL 50)
Number of Members - 5

PER CAPITA:
Gross Debt 5,431.43
Net Debt 2,812.21
Debt Service 540.37
Total Tax Levy 3,379.36
Municipal Expenditures 3,573.62

PER CENT:
Gross Debt 4.37
Net Debt 2.26
Tax Levy Collected 86.08
Tax Levy Cancelled, Abated or Adjusted .16

EXPENDITURES		REVENUES-REALIZED		1991 PROPERTY TAX	
GENERAL GOVERNMENT				STATE EQUALIZED TAX RATE	
Governing Body & Public Boards	149,256.56	1991 Property Taxes Collected	13,066,514.89	Local District School Taxes	4,822,322.50
Municipal Clerk	159,566.79	1991 Payments in Lieu of Taxes	38,491.24	Regional & Consolidated School Tax	
Financial Administration	202,407.70	Delinquent Tax & Lien Collections	1,844,805.30	School Taxes in Municipal Budget	21,725.00
Assessment of Taxes	55,412.37	Business Personalty Replacement Taxes	267,082.12	County Taxes	2,245,667.93
Collection of Taxes	75,363.00	Taxes from Public Utilities	881,527.00	County Library Taxes	140,901.93
Planning, Housing & Development	381,693.17	Other Miscellaneous Tax Revenues		Local Municipal Purpose Taxes	7,885,338.72
Human Resources	146,401.40	State Aid Revenues	1,216,875.66	Veteran & Senior Citizen Taxes	53,450.00
Elections	7,900.00	Federal Aid Revenues		Total Taxes for Rate Computation	15,169,406.08
General Administration (other)	1,722,430.11	State and Local Fiscal Assistance Act Utilized		Special District Taxes	
JUDICIARY		Sale of Acquired Property		Bank Corp. Taxes	
Municipal Courts	166,034.12	Other Miscellaneous Revenues	3,598,070.24	Added and Omitted Taxes	37,114.58
PUBLIC SAFETY		Total	20,913,366.45	Total Taxes Levied - ABSTRACT	15,153,070.66
Fire Protection	759,454.81	Prior Years Surplus Appropriated	185,000.00	Total Taxes Billed	15,179,516.31
Police Protection	2,424,278.60	REVENUES TOTAL	21,098,366.45	1991 TAXES COLLECTED	13,066,514.89
Civil Defense & Disaster Control	8,079.00	Reserve For Uncollected Taxes	2,405,483.78	1991 Taxes Cancelled, Abated or Adjusted	24,506.95
Environmental Inspection & Control	167,403.73	CAPITAL OUTLAY TOTAL	923,376.16	Transfer to Tax Title Liens or Foreclosed	405,821.27
Other Public Safety				Balance Outstanding Dec. 31, 1991	1,682,673.20
PUBUC WORKS				PRIOR YEARS TAXES OUTSTANDING	
Streets and Droingae	636,732.88	Public Enterprises	490,920.23	Balance January 1, 1991	2,130,418.30
Sewers and Sewage Processing	6,778.00	Recreation-Culture	4,499.47	Collected in 1991	1,676,251.21
Garbage and Trash Disposal	902,031.37	Public Works	248,938.44	Cancelled, Abated or Adjusted 1991	216,703.87
Public Buildings and Grounds		Buildings and Grounds	179,018.02	Transfers to Tax Title Liens or Foreclosed	142,835.59
Other Public Works	845,157.94	Library and Education		Balance December 31, 1991	94,627.63
HEALTH and WELFARE		Conservation		TAX TITLE LIENS OUTSTANDING	
Health Services Except Environmental		All Other		Balance January 1, 1991	620,548.57
Welfare-Public Assistance	110,208.81	CAPITAL DEBT AUTHORIZED, DECEMBER 31, 1991		Transfer From Taxes	569,277.69
Hospital, Clinics, First Aid		ISSUED AND UNISSUED		Redeemed in 1991	168,556.09
Animal, Insect, & Rodent Control	5,500.00	School	427,000	Cancelled, Abated or Adjusted (1991)	
Other Welfare Services		Self-Liquidating	10,129,000	Transfers to Foreclosed Property	
RECREATION and CONSERVATION		Other	13,798,524	Balance December 31, 1991	1,021,272.17
Beaches and Boardwalks	315,690.00	Total	24,354,524	PROPERTY ACQUIRED BY DEED OR FORECLOSURE	
Parks, Playgrounds, Shade Trees		ISSUED AND OUTSTANDING		Balance January 1, 1991	657,540.00
Land Reclamation & Conservation	24,586.86	School	427,000.00	Transfers From Taxes or Liens	
Other Recreational Services	113,138.00	Self-Liquidating	6,025,500.00	Sale for Cash (1991)	
EDUCATION (excluding schools)		Other	12,416,500.00	Cancelled, Abated or Adjusted (1991)	
Libraries		Total	18,869,000.00	Balance December 31, 1991	657,540.00
Other Educational Services		EQUALIZED VALUATION BASIS		CURRENT FINANCES DECEMBER 31, 1991	
STATUTORY EXPENDITURES		FOR NET DEBT COMPUTATION	557,597,956	ASSETS	
Pensions & F. I. C. A.	883,225.89	REAL PROPERTY VALUATIONS		Cash Dec. 31, 1991	1,290,984.72
Employee Fringe Benefits	824,200.00	Code Class # of Parcels % VAL'N		Toxes Receivable	1,777,300.83
Other Statutory Expenditures		1 Vacant Land 598 4.29	18,455,225.00	Tax Title Liens	1,021,272.17
CETA And Other Public Employment Programs		2 Residential 2874 39.82	171,163,744.00	Foreclosed Property	657,540.00
MUNICIPAL FUNCTIONS TOTAL	11,092,931.11	3 Farm		Emergencies & Other Deferred Charges	280,879.80
CAPITAL IMPROVEMENTS *MEMO*		4a Commercial 531 33.09	142,234,635.00	State and Federal Aid Receivable	503,245.50
DEBT SERVICE		4b Industrial 12 .33	1,422,100.00	Other Receivables	86,701.63
Principal Payments	1,421,000.00	4c Apartments 559 22.47	96,597,950.00	Total	5,617,924.65
Interest Payments	1,002,034.58	Total 4574	429,873,654.00	LIABILITIES, RESERVES, AND SURPLUS	
TYPE I SCHL DEBT *MEMO*	21,150.00	Land Area 1.12 Sq. Miles		Cash Liabilities	1,494,655.83
DEFERRED CHARGES	102,671.66	Net Valuation Taxable-Municipal	436,380,448	Reserves for Receivables	3,542,814.63
SCHOOL COUNTY, SPECIAL DISTRICT TAXES	7,230,617.36	Net Valuation Taxable-County	560,777,321	Surplus Dec. 31, 1991	580,454.19
RESERVE FOR UNCOLLECTED TAXES	2,405,483.78	State Equalized Valuation	624,052,626	Total	5,617,924.65
EXPENDITURES TOTAL	23,254,738.49	State Equalization Ratio	69.61		

0515
Population 1980 4,149
Population 1990 3,631
S & P Rating
Moody Rating AAA

General Tax Rate Per \$100.
1.39
State Equalized Tax Rate
1.60

WILDWOOD CREST BORO. - CAPE MAY CO.
Form of Government
Commission (1911)
Number of Members - 3

PER CAPITA:
Gross Debt 2,162.80
Net Debt 2,157.29
Debt Service 337.19
Total Tax Levy 3,244.47
Municipal Expenditures 2,894.24
PER CENT:
Gross Debt 1.08
Net Debt 1.08
Tax Levy Collected 92.72
Tax Levy Cancelled, Abated or Adjusted .84

EXPENDITURES		REVENUES-REALIZED		1991 PROPERTY TAX	
GENERAL GOVERNMENT		1991 Property Taxes Collected		STATE EQUALIZED TAX RATE	
Governing Body & Public Boards			10,984,242.52	Local District School Taxes	.48
Municipal Clerk				Regional & Consolidated School Tax	3,530,197.84
Financial Administration	142,203.98	1991 Payments in Lieu of Taxes		School Taxes in Municipal Budget	
Assessment of Taxes	64,506.93	Delinquent Tax & Lien Collections	694,589.49	County Taxes	.41 *
Collection of Taxes	99,176.30	Business Personalty Replacement Taxes	124,307.52	County Library Taxes	.03
Planning, Housing & Development	39,009.86	Taxes from Public Utilities	337,895.00	Local Municipal Purpose Taxes	.67
Human Resources	131,295.36	Other Miscellaneous Tax Revenues		Veteran & Senior Citizen Taxes	
Elections		State Aid Revenues	263,342.40	Total Taxes for Rate Computation	1.59
General Administration (other)	551,267.20	Federal Aid Revenues		Special District Taxes	
JUDICIARY		State and Local Fiscal Assistance Act Utilized		Bank Corp. Taxes	
Municipal Courts	104,551.40	Sale of Acquired Property		Added and Omitted Taxes	
PUBLIC SAFETY		Other Miscellaneous Revenues	3,630,156.25	Total Taxes Levied - ABSTRACT	33,532.82
Fire Protection	256,354.90	Total	16,034,533.18	Total Taxes Billed	11,780,680.05
Police Protection	1,465,827.06	Prior Years Surplus Appropriated	1,093,886.17	1991 TAXES COLLECTED	10,984,242.52
Civil Defense & Disaster Control	1,011.65	REVENUES TOTAL	17,128,419.35	1991 Taxes Cancelled, Abated or Adjusted	99,383.43
Environmental Inspection & Control	112,276.52	Reserve For Uncollected Taxes	866,305.22	Transfer to Tax Title Liens or Foreclosed	3,955.94
Other Public Safety		CAPITAL OUTLAY TOTAL	219,099.76	Balance Outstanding Dec. 31, 1991	759,500.00
PUBLIC WORKS				PRIOR YEARS TAXES OUTSTANDING	
Streets and Drainage	209,600.00	Public Enterprises		Balance January 1, 1991	679,919.35
Sewers and Sewage Processing	2,472,336.96	Recreation-Culture	1,731.54	Collected in 1991	679,913.57
Garbage and Trash Disposal	561,129.40	Public Works	183,590.94	Cancelled, Abated or Adjusted 1991	
Public Buildings and Grounds	38,934.25	Buildings and Grounds	33,777.28	Transfers to Tax Title Liens or Foreclosed	
Other Public Works	404,337.91	Library and Education		Balance December 31, 1991	5.78
HEALTH and WELFARE		Conservation		TAX TITLE LIENS OUTSTANDING	
Health Services Except Environmental		All Other		Balance January 1, 1991	22,932.21
Welfare-Public Assistance	6,220.00	CAPITAL DEBT AUTHORIZED, DECEMBER 31, 1991		Transfer From Taxes	3,955.94
Hospital, Clinics, First Aid		ISSUED AND UNISSUED		Redeemed in 1991	14,675.92
Animal, Insect, & Rodent Control	3,746.06	School	20,000	Cancelled, Abated or Adjusted (1991)	6,113.92
Other Welfare Services		Self-Liquidating		Transfers to Foreclosed Property	
RECREATION and CONSERVATION		Other	7,833,119	Balance December 31, 1991	6,098.31
Beaches and Boardwalks	388,803.10	Total	7,853,119	PROPERTY ACQUIRED BY DEED OR	
Parks, Playgrounds, Shade Trees	15,000.00	ISSUED AND OUTSTANDING		FORECLOSURE	
Land Reclamation & Conservation	7,400.00	School	20,000.00	Balance January 1, 1991	
Other Recreational Services	150,000.00	Self-Liquidating		Transfers From Taxes or Liens	
EDUCATION (excluding schools)		Other	7,819,000.00	Sale for Cash (1991)	
Libraries		Total	7,838,000.00	Cancelled, Abated or Adjusted (1991)	
Other Educational Services		EQUALIZED VALUATION BASIS		Balance December 31, 1991	
STATUTORY EXPENDITURES		FOR NET DEBT COMPUTATION	724,665,750	CURRENT FINANCES DECEMBER 31, 1991	
Pensions & F. L. C. A.	450,721.85	REAL PROPERTY VALUATIONS		ASSETS	
Employee Fringe Benefits	655,710.14	Code Class # of Parcels % VALN		Cash Dec. 31, 1991	1,967,554.85
Other Statutory Expenditures	15,000.00	1 Vacant Land 159 2.80	23,780,000.00	Taxes Receivable	759,505.78
CETA And Other Public Employment Programs		2 Residential 3589 65.50	556,353,300.00	Tax Title Liens	6,098.31
MUNICIPAL FUNCTIONS TOTAL	8,351,420.83	3 Farm		Foreclosed Property	
CAPITAL IMPROVEMENTS *MEMO*	25,000.00	4a Commercial 219 29.65	251,811,600.00	Emergencies & Other Deferred Charges	62,662.89
DEBT SERVICE		4b Industrial		State and Federal Aid Receivable	152,321.59
Principal Payments	710,000.00	4c Apartments 65 2.06	17,457,600.00	Other Receivables	358,354.52
Interest Payments	514,350.65	Total 4032	849,402,500.00	Total	3,306,497.94
DEFERRED CHARGES	66,891.78	Land Area 1.03 Sq. Miles		LIABILITIES, RESERVES, AND SURPLUS	
SCHOOL COUNTY, SPECIAL DISTRICT TAXES	6,780,297.04	Net Valuation Taxable-Municipal	850,685,174	Cash Liabilities	710,635.03
RESERVE FOR UNCOLLECTED TAXES	866,305.22	Net Valuation Taxable-County	765,876,196	Reserves for Receivables	1,091,000.91
EXPENDITURES TOTAL	17,269,265.52	State Equalized Valuation	739,829,322	Surplus Dec. 31, 1991	1,504,862.00
		State Equalization Ratio	115.01	Total	3,306,497.94

0338
Population 1980 39,912
Population 1990 36,291
S & P Rating
Moody Rating AAA

General Tax Rate Per \$100.
2.96
State Equalized Tax Rate
2.63

WILLINGBORO TWP. - BURLINGTON CO.
Form of Government
Council-Manager Plan E (OMCL 50)
Number of Members - 5

PER CAPITA:
Gross Debt 650.31
Net Debt 335.36
Debt Service 30.66
Total Tax Levy 798.67
Municipal Expenditures 422.77

PER CENT:
Gross Debt 2.25
Net Debt 1.16
Tax Levy Collected 96.19
Tax Levy Cancelled, Abated or Adjusted .05

EXPENDITURES		REVENUES-REALIZED		1991 PROPERTY TAX	
GENERAL GOVERNMENT		1991 Property Taxes Collected		STATE EQUALIZED TAX RATE	
Governing Body & Public Boards	31,600.00	1991 Payments in Lieu of Taxes		Local District School Taxes 1.40	
Municipal Clerk	69,686.00	Delinquent Tax & Lien Collections		Regional & Consolidated School Tax	
Financial Administration	172,023.00	Business Personalty Replacement Taxes		School Taxes in Municipal Budget	
Assessment of Taxes	75,457.00	Taxes from Public Utilities		Caunty Taxes .54	
Collection of Taxes	91,623.00	Other Miscellaneous Tax Revenues		Caunty Library Taxes	
Planning, Housing & Development	6,900.00	State Aid Revenues		Local Municipal Purpose Taxes .69	
Human Resources	666,998.00	Federal Aid Revenues		Veteran & Senior Citizen Taxes	
Elections		State and Local Fiscal Assistance Act Utilized		Total Taxes for Rate Computation 2.63	
General Administration (other)	1,034,870.57	Sale of Acquired Property		Special District Taxes	
JUDICIARY		Other Miscellaneous Revenues		Bank Corp. Taxes	
Municipal Courts	124,213.20	Prior Years Surplus Appropriated		Added and Omitted Taxes	
PUBLIC SAFETY		REVENUES TOTAL		Total Taxes Levied - ABSTRACT	
Fire Protection	330,846.00	Reserve For Uncollected Taxes		Total Taxes Billed	
Police Protection	3,635,229.25	CAPITAL OUTLAY TOTAL		1991 TAXES COLLECTED	
Civil Defense & Disaster Control	1,000.00	Public Enterprises		1991 Taxes Cancelled, Abated or Adjusted	
Environmental Inspection & Control	358,211.97	Recreation-Culture		Transfer to Tax Title Liens or Foreclosed	
Other Public Safety	14,908.00	Public Works		Balance Outstanding Dec. 31, 1991	
PUBLIC WORKS		Buildings and Grounds		PRIOR YEARS TAXES OUTSTANDING	
Streets and Drainage	1,201,733.50	Library and Education		Balance January 1, 1991	
Sewers and Sewage Processing	32,422.00	Conservation		Collected in 1991	
Garbage and Trash Disposal	1,671,066.00	All Other		Cancelled, Abated or Adjusted 1991	
Public Buildings and Grounds	221,591.75	CAPITAL DEBT AUTHORIZED, DECEMBER 31, 1991		Transfers to Tax Title Liens or Foreclosed	
Other Public Works	60,280.00	ISSUED AND UNISSUED		Balance December 31, 1991	
HEALTH and WELFARE		SCHOOL		TAX TITLE LIENS OUTSTANDING	
Health Services Except Environmental	19,093.00	GROSS DEBT		Balance January 1, 1991	
Welfare-Public Assistance	36,582.00	NET DEBT		Transfer From Taxes	
Hospital, Clinics, First Aid		SCHOOL		Redeemed in 1991	
Animal, Insect, & Rodent Control		Self-Liquidating		Cancelled, Abated or Adjusted (1991)	
Other Welfare Services	1,190.00	Other		Transfers to Foreclosed Property	
RECREATION and CONSERVATION		Total		Balance December 31, 1991	
Beaches and Boardwalks		ISSUED AND OUTSTANDING		PROPERTY ACQUIRED BY DEED OR	
Parks, Playgrounds, Shade Trees		SCHOOL		FORECLOSURE	
Land Reclamation & Conservation		Self-Liquidating		Balance January 1, 1991	
Other Recreational Services	344,442.00	Other		Transfers From Taxes or Liens	
EDUCATION (excluding schools)		Total		Sale for Cash (1991)	
Libraries	758,062.00	EQUALIZED VALUATION BASIS		Cancelled, Abated or Adjusted (1991)	
Other Educational Services		FOR NET DEBT COMPUTATION		Balance December 31, 1991	
STATUTORY EXPENDITURES		REAL PROPERTY VALUATIONS		CURRENT FINANCES DECEMBER 31, 1991	
Pensions & F. L. C. A.	1,013,813.00	Code Class # of Parcels % VAL'N		ASSETS	
Employee Fringe Benefits	626,147.00	1 Vacant Land 204 .58		Cash Dec. 31, 1991	
Other Statutory Expenditures	8,000.00	2 Residential 10996 93.94		Taxes Receivable	
CETA And Other Public Employment Programs		3 Farm 5 .02		Tax Title Liens	
MUNICIPAL FUNCTIONS TOTAL	12,607,988.24	4a Commercial 146 4.82		Foreclosed Property	
CAPITAL IMPROVEMENTS *MEMO*	186,800.00	4b Industrial 10 .64		Emergencies & Other Deferred Charges	
DEBT SERVICE		4c Apartments		State and Federal Aid Receivable	
Principal Payments	505,000.00	Total 11361		Other Receivables	
Interest Payments	607,726.25	Land Area 7.60 Sq. Miles		Total	
DEFERRED CHARGES	119,252.01	Net Valuation Taxable-Municipal		LIABILITIES, RESERVES, AND SURPLUS	
SCHOOL, COUNTY, SPECIAL DISTRICT TAXES	21,313,919.23	Net Valuation Taxable-County		Cash Liabilities	
RESERVE FOR UNCOLLECTED TAXES	1,502,900.00	State Equalized Valuation		Reserves for Receivables	
EXPENDITURES TOTAL	36,661,735.73	State Equalization Ratio		Surplus Dec. 31, 1991	
				Total	

2021
 Population 1980 1,785
 Population 1990 1,576
 S & P Rating
 Moody Rating

General Tax Rate Per \$100.
 71.97
 State Equalized Tax Rate
 10.08

WINFIELD TOWNSHIP - UNION COUNTY
 Form of Government
 Township Committee
 Number of Members - 3

PER CAPITA:
 Gross Debt 12.87
 Net Debt 12.87
 Debt Service
 Total Tax Levy 634.60
 Municipal Expenditures 436.65
 PER CENT:
 Gross Debt .22
 Net Debt .22
 Tax Levy Collected 100.00
 Tax Levy Cancelled, Abated or Adjusted

EXPENDITURES		REVENUES-REALIZED		1991 PROPERTY TAX	
GENERAL GOVERNMENT				STATE EQUALIZED TAX RATE	
Governing Body & Public Boards		1991 Property Taxes Collected	1,000,269.29	Local District School Taxes	6.57
Municipal Clerk		1991 Payments in Lieu of Taxes		Regional & Consolidated School Tax	652,240.00
Financial Administration	16,910.00	Delinquent Tax & Lien Collections		School Taxes in Municipal Budget	
Assessment of Taxes	2,150.00	Business Personalty Replacement Taxes	4,648.68	County Taxes	.43
Collection of Taxes	350.00	Taxes from Public Utilities	38,806.00	County Library Taxes	
Planning, Housing & Development		Other Miscellaneous Tax Revenues		Local Municipal Purpose Taxes	3.08
Human Resources	41,620.50	State Aid Revenues	228,590.56	Veteran & Senior Citizen Taxes	
Elections		Federal Aid Revenues		Total Taxes for Rate Computation	10.08
General Administration (other)	122,206.18	State and Local Fiscal Assistance Act Utilized		Special District Taxes	
JUDICIARY		Sale of Acquired Property		Bank Corp. Taxes	
Municipal Courts	20,677.00	Other Miscellaneous Revenues	42,390.95	Added and Omitted Taxes	
PUBLIC SAFETY		Total	1,314,705.43	Total Taxes Levied - ABSTRACT	1,000,133.57
Fire Protection	19,353.00	Prior Years Surplus Appropriated	112,868.38	Total Taxes Billed	1,000,269.29
Police Protection	233,135.00	REVENUES TOTAL	1,427,573.86	1991 TAXES COLLECTED	1,000,269.29
Civil Defense & Disaster Control	150.00	Reserve For Uncollected Taxes		1991 Taxes Cancelled, Abated or Adjusted	
Environmental Inspection & Control	2,350.00			Transfer to Tax Title Liens or Foreclosed	
Other Public Safety		CAPITAL OUTLAY TOTAL	31,571.52	Balance Outstanding Dec. 31, 1991	
PUBLIC WORKS				PRIOR YEARS TAXES OUTSTANDING	
Streets and Drainage	3,395.82	Public Enterprises		Balance January 1, 1991	
Sewers and Sewage Processing	15,710.00	Recreation-Culture		Collected in 1991	
Garbage and Trash Disposal		Public Works	15,911.64	Cancelled, Abated or Adjusted 1991	
Public Buildings and Grounds	20,875.00	Buildings and Grounds	15,659.88	Transfers to Tax Title Liens or Foreclosed	
Other Public Works		Library and Education		Balance December 31, 1991	
HEALTH and WELFARE		Conservation		TAX TITLE LIENS OUTSTANDING	
Health Services Except Environmental	31,275.00	All Other		Balance January 1, 1991	
Welfare-Public Assistance	5,050.00			Transfer From Taxes	
Hospital, Clinics, First Aid		CAPITAL DEBT AUTHORIZED, DECEMBER 31, 1991		Redeemed in 1991	
Animal, Insect, & Rodent Control	1,800.00	ISSUED AND UNISSUED GROSS DEBT NET DEBT		Cancelled, Abated or Adjusted (1991)	
Other Welfare Services		School		Transfers to Foreclosed Property	
RECREATION and CONSERVATION		Self-Liquidating		Balance December 31, 1991	
Beaches and Boardwalks		Other	20,278	PROPERTY ACQUIRED BY DEED OR	
Parks, Playgrounds, Shade Trees		Total	20,278	FORECLOSURE	
Land Reclamation & Conservation				Balance January 1, 1991	
Other Recreational Services	11,240.00	ISSUED AND OUTSTANDING		Transfers From Taxes or Liens	
EDUCATION (excluding schools)		School		Sale for Cash (1991)	
Libraries	3,000.00	Self-Liquidating		Cancelled, Abated or Adjusted (1991)	
Other Educational Services		Other		Balance December 31, 1991	
STATUTORY EXPENDITURES		Total		CURRENT FINANCES DECEMBER 31, 1991	
Pensions & F. I. C. A.	39,739.00	EQUALIZED VALUATION BASIS	9,099,941	ASSETS	
Employee Fringe Benefits	70,670.00	FOR NET DEBT COMPUTATION		Cash Dec. 31, 1991	349,588.71
Other Statutory Expenditures		REAL PROPERTY VALUATIONS		Taxes Receivable	
CETA And Other Public Employment Programs		Code Class # of Parcels % VAL'N		Tax Title Liens	
MUNICIPAL FUNCTIONS TOTAL	667,156.50	1 Vacant Land 1 15.91	220,200.00	Foreclosed Property	
CAPITAL IMPROVEMENTS *MEMO*	10,000.00	2 Residential 675 77.59	1,074,150.00	Emergencies & Other Deferred Charges	
DEBT SERVICE		3 Farm		State and Federal Aid Receivable	7,691.00
Principal Payments		4a Commercial 1 6.50	90,000.00	Other Receivables	
Interest Payments		4b Industrial		Total	23,421.45
DEFERRED CHARGES	21,000.00	4c Apartments		LIABILITIES, RESERVES, AND SURPLUS	380,701.16
SCHOOL, COUNTY, SPECIAL DISTRICT TAXES	694,504.39	Total 677	1,384,350.00	Cash Liabilities	78,032.94
RESERVE FOR UNCOLLECTED TAXES		Land Area .17 Sq. Miles		Reserves for Receivables	23,421.45
EXPENDITURES TOTAL	1,382,660.89	Net Valuation Taxable-Municipal	1,389,842	Surplus Dec. 31, 1991	279,246.77
		Net Valuation Taxable-County	10,697,788	Total	380,701.16
		State Equalized Valuation	9,896,648		
		State Equalization Ratio	14.21		

0436
Population 1980 20,034
Population 1990 30,087
S & P Rating
Moody Rating AAA

General Tax Rate Per \$100.
5.39
State Equalized Tax Rate
2.30

WINSLOW TOWNSHIP - CAMDEN COUNTY
Form of Government
Township Committee
Number of Members - 7

PER CAPITA:
Gross Debt 1,464.81
Net Debt 219.56
Debt Service 18.65
Total Tax Levy 1,579.14
Municipal Expenditures 534.25
PER CENT:
Gross Debt 5.09
Net Debt .76
Tax Levy Collected 93.35
Tax Levy Cancelled, Abated or Adjusted .23

EXPENDITURES		REVENUES-REALIZED		1991 PROPERTY TAX	
GENERAL GOVERNMENT				STATE EQUALIZED TAX RATE	
Governing Body & Public Boards		1991 Property Taxes Collected	22,511,172.25	Local District School Taxes	.60
Municipal Clerk		1991 Payments in Lieu of Taxes		Regional & Consolidated School Tax	.50
Financial Administration	201,206.00	Delinquent Tax & Lien Collections	1,667,488.00	School Taxes in Municipal Budget	
Assessment of Taxes	166,850.00	Business Personalty Replacement Taxes	197,908.00	County Taxes	.81
Collection of Taxes	173,025.00	Taxes from Public Utilities	5,342,704.00	County Library Taxes	.02
Planning, Housing & Development	117,490.00	Other Miscellaneous Tax Revenues		Local Municipal Purpose Taxes	.36
Human Resources	228,957.00	State Aid Revenues	1,723,550.00	Veteran & Senior Citizen Taxes	
Elections	32,000.00	Federal Aid Revenues		Total Taxes for Rate Computation	2.29
General Administration (other)	1,102,519.00	State and Local Fiscal Assistance Act Utilized		Special District Taxes	
JUDICIARY		Sale of Acquired Property	18,110.00	Bank Corp. Taxes	
Municipal Courts	271,759.00	Other Miscellaneous Revenues	2,925,627.90	Added and Omitted Taxes	
PUBLIC SAFETY		Total	34,386,500.15	Total Taxes Levied - ABSTRACT	
Fire Protection	65,000.00	Prior Years Surplus Appropriated	2,200,000.00	Total Taxes Billed	
Police Protection	3,221,604.00	REVENUES TOTAL	36,586,560.15	1991 TAXES COLLECTED	
Civil Defense & Disaster Control	9,750.00	Reserve For Uncollected Taxes	1,880,000.00	1991 Taxes Cancelled, Abated or Adjusted	
Environmental Inspection & Control	306,500.00	CAPITAL OUTLAY TOTAL	2,307,633.65	Transfer to Tax Title Liens or Foreclosed	
Other Public Safety				Balance Outstanding Dec. 31, 1991	
PUBLIC WORKS					
Streets and Drainage	861,172.00	Public Enterprises	1,150,758.07	PRIOR YEARS TAXES OUTSTANDING	
Sewers and Sewage Processing	1,940,689.00	Recreation-Culture	521.22	Balance January 1, 1991	
Garbage and Trash Disposal	930,417.00	Public Works	47,801.05	Collected in 1991	
Public Buildings and Grounds	334,102.00	Buildings and Grounds	1,108,553.31	Cancelled, Abated or Adjusted 1991	
Other Public Works	624,312.00	Library and Education		Transfers to Tax Title Liens or Foreclosed	
HEALTH and WELFARE		Conservation		Balance December 31, 1991	
Health Services Except Environmental	31,849.00	All Other		TAX TITLE LIENS OUTSTANDING	
Welfare-Public Assistance	28,637.00			Balance January 1, 1991	
Hospital, Clinics, First Aid		CAPITAL DEBT AUTHORIZED, DECEMBER 31, 1991		Transfer From Taxes	
Animal, Insect, & Rodent Control	200.00	ISSUED AND UNISSUED		Redeemed in 1991	
Other Welfare Services		School	17,139,585	Cancelled, Abated or Adjusted (1991)	
RECREATION and CONSERVATION		Self-Liquidating	19,887,876	Transfers to Foreclosed Property	
Beaches and Boardwalks		Other	7,044,273	Balance December 31, 1991	
Parks, Playgrounds, Shade Trees	366,554.00	Total	44,071,734	PROPERTY ACQUIRED BY DEED OR FORECLOSURE	
Land Reclamation & Conservation	9,000.00	ISSUED AND OUTSTANDING		Balance January 1, 1991	
Other Recreational Services	19,500.00	School	7,289,585.34	Transfers From Taxes or Liens	
EDUCATION (excluding schools)		Self-Liquidating	10,387,736.89	Sale for Cash (1991)	
Libraries		Other	6,255,250.00	Cancelled, Abated or Adjusted (1991)	
Other Educational Services	68,000.00	Total	23,932,572.23	Balance December 31, 1991	
STATUTORY EXPENDITURES		EQUALIZED VALUATION BASIS		CURRENT FINANCES DECEMBER 31, 1991	
Pensions & F. L. C. A.	1,008,000.00	FOR NET DEBT COMPUTATION		ASSETS	
Employee Fringe Benefits	1,344,300.00	REAL PROPERTY VALUATIONS		Cash Dec. 31, 1991	
Other Statutory Expenditures	100.00	Code Class # of Parcels % VAL'N		Taxes Receivable	
CETA And Other Public Employment Programs		1 Vacant Land 2927 6.49		Tax Title Liens	
MUNICIPAL FUNCTIONS TOTAL	13,463,492.00	2 Residential 8692 76.47		Foreclosed Property	
CAPITAL IMPROVEMENTS *MEMO*	40,000.00	3 Farm 701 2.38		Emergencies & Other Deferred Charges	
DEBT SERVICE		4a Commercial 192 5.94		State and Federal Aid Receivable	
Principal Payments	200,000.00	4b Industrial 18 4.52		Other Receivables	
Interest Payments	361,223.00	4c Apartments 27 4.20		Total	
DEFERRED CHARGES	169,125.00	Total 12557		LIABILITIES, RESERVES, AND SURPLUS	
SCHOOL, COUNTY, SPECIAL DISTRICT TAXES	19,836,678.71	Land Area 57.78 Sq. Miles		Cash Liabilities	
RESERVE FOR UNCOLLECTED TAXES	1,880,000.00	Net Valuation Taxable-Municipal	417,541,852	Reserves for Receivables	
EXPENDITURES TOTAL	35,910,518.71	Net Valuation Taxable-County	935,472,159	Surplus Dec. 31, 1991	
		State Equalized Valuation	971,857,150	Total	
		State Equalization Ratio	42.73		

0269
Population 1980 7,929
Population 1990 7,506
S & P Rating
Moody Rating A

General Tax Rate Per \$100. 3.35
State Equalized Tax Rate 1.76

WOOD-RIDGE BOROUGH - BERGEN CO.
Form of Government
Borough Council
Number of Members - 6

PER CAPITA:
Gross Debt 1,046.14
Net Debt 1,046.14
Debt Service 68.29
Total Tax Levy 1,410.87
Municipal Expenditures 824.11
PER CENT:
Gross Debt 1.27
Net Debt 1.27
Tax Levy Collected 98.00
Tax Levy Cancelled, Abated or Adjusted .09

EXPENDITURES		REVENUES-REALIZED		1991 PROPERTY TAX	
GENERAL GOVERNMENT		1991 Property Taxes Collected		STATE EQUALIZED TAX RATE	
Governing Body & Public Boards		10,334,415.40		Local District School Taxes .87	
Municipal Clerk				5,249,840.00	
Financial Administration	38,825.00	1991 Payments in Lieu of Taxes		Regional & Consolidated School Tax	
Assessment of Taxes	16,930.00	201,194.65		School Taxes in Municipal Budget	
Collection of Taxes	41,525.00	Business Personalty Replacement Taxes		County Taxes .26	
Planning, Housing & Development	31,200.00	403,494.72		1,554,685.51	
Human Resources	113,048.00	Taxes from Public Utilities		County Library Taxes	
Elections	4,775.00	434,874.49		Local Municipal Purpose Taxes .63	
General Administration (other)	414,873.43	Other Miscellaneous Tax Revenues		3,771,510.87	
JUDICIARY		State Aid Revenues		Veteran & Senior Citizen Taxes	
Municipal Courts	41,375.00	745,948.60		Total Taxes for Rate Computation 1.76	
PUBLIC SAFETY		Federal Aid Revenues		10,678,136.38	
Fire Protection	172,654.00	State and Local Fiscal Assistance Act Utilized		Special District Taxes	
Police Protection	1,183,711.37	Sale of Acquired Property		Bank Corp. Taxes	
Civil Defense & Disaster Control	875.00	Other Miscellaneous Revenues		Added and Omitted Taxes	
Environmental Inspection & Control	98,325.00	895,042.05		13,932.36	
Other Public Safety		Prior Years Surplus Appropriated		Total Taxes Levied - ABSTRACT	
PUBLIC WORKS		TOTAL 13,064,969.97		10,589,968.74	
Streets and Drainage	376,800.00	Reserve For Uncollected Taxes		Total Taxes Billed	
Sewers and Sewage Processing	418,747.60	CAPITAL OUTLAY		10,596,433.15	
Garbage and Trash Disposal	743,750.00	TOTAL 576,630.92		1991 TAXES COLLECTED	
Public Buildings and Grounds	99,650.00	Public Enterprises		1991 Taxes Cancelled, Abated or Adjusted	
Other Public Works	153,700.00	Recreation-Culture		9,051.70	
HEALTH and WELFARE		Public Works		Transfer to Tax Title Liens or Foreclosed	
Health Services Except Environmental	62,300.00	Buildings and Grounds		60.30	
Welfare-Public Assistance	9,725.00	Library and Education		Balance Outstanding Dec. 31, 1991	
Hospital, Clinics, First Aid		Conservation		202,905.69	
Animal, Insect, & Rodent Control		All Other		PRIOR YEARS TAXES OUTSTANDING	
Other Welfare Services		CAPITAL DEBT AUTHORIZED, DECEMBER 31, 1991		Balance January 1, 1991	
RECREATION and CONSERVATION		ISSUED AND UNISSUED		201,194.65	
Beaches and Boardwalks	21,500.00	GROSS DEBT		Collected in 1991	
Parks, Playgrounds, Shade Trees	119,730.00	NET DEBT		201,194.65	
Land Reclamation & Conservation	35,535.75	SCHOOL		Cancelled, Abated or Adjusted 1991	
Other Recreational Services		Self-Liquidating		Transfers to Tax Title Liens or Foreclosed	
EDUCATION (excluding schools)		Other		Balance December 31, 1991	
Libraries	191,763.00	Total		776.45	
Other Educational Services		ISSUED AND OUTSTANDING		PROPERTY ACQUIRED BY DEED OR	
STATUTORY EXPENDITURES		SCHOOL		FORECLOSURE	
Pensions & F. I. C. A.	313,500.00	Self-Liquidating		Balance January 1, 1991	
Employee Fringe Benefits	347,760.00	Other		219,950.00	
Other Statutory Expenditures		Total		Transfers From Taxes or Liens	
CETA And Other Public Employment Programs		EQUALIZED VALUATION BASIS		Sale for Cash (1991)	
MUNICIPAL FUNCTIONS	5,101,578.15	FOR NET DEBT COMPUTATION		Cancelled, Abated or Adjusted (1991)	
CAPITAL IMPROVEMENTS	65,000.00	REAL PROPERTY VALUATIONS		Balance December 31, 1991	
DEBT SERVICE		Code Class # of Parcels % VAL'N		219,950.00	
Principal Payments	312,933.00	ASSESSED VALUATION		CURRENT FINANCES DECEMBER 31, 1991	
Interest Payments	199,655.95	1 Vacant Land 50 1.08		ASSETS	
DEFERRED CHARGES	80,336.57	2 Residential 24.66 75.65		Cash Dec. 31, 1991	
SCHOOL, COUNTY, SPECIAL DISTRICT TAXES	6,304,525.51	3 Farm		1,683,404.68	
RESERVE FOR UNCOLLECTED TAXES	491,248.06	4a Commercial 04 7.40		Taxes Receivable	
EXPENDITURES	12,990,277.24	4b Industrial 11 12.22		202,905.69	
		4c Apartments 16 3.65		Tax Title Liens	
		Total 2607		776.45	
		Land Area 1.10 Sq. Miles		Foreclosed Property	
		Net Valuation Taxable-Municipal		219,950.00	
		Net Valuation Taxable-County		Emergencies & Other Deferred Charges	
		State Equalized Valuation		State and Federal Aid Receivable	
		State Equalization Ratio		18,210.55	
				Other Receivables	
				Total	
				2,127,500.29	
				LIABILITIES, RESERVES, AND SURPLUS	
				Cash Liabilities	
				931,897.96	
				Reserves for Receivables	
				425,885.06	
				Surplus Dec. 31, 1991	
				769,717.27	
				Total	
				2,127,500.29	

0516

Population 1980 2,809
 Population 1990 2,678
 S & P Rating
 Moody Rating

General Tax Rate Per \$100.

2.91

State Equalized Tax Rate

2.20

WOODBINE BOROUGH - CAPE MAY CO.
 Form of Government
 Borough Council
 Number of Members - 6

PER CAPITA:

Gross Debt 103.81
 Net Debt 98.58
 Debt Service 32.30
 Total Tax Levy 400.88
 Municipal Expenditures 465.55

PER CENT:

Gross Debt .65
 Net Debt .62
 Tax Levy Collected 82.12
 Tax Levy Cancelled, Abated or Adjusted .02

EXPENDITURES		REVENUES-REALIZED		1991 PROPERTY TAX	
GENERAL GOVERNMENT		1991 Property Taxes Collected		STATE EQUALIZED TAX RATE	
Governing Body & Public Boards		1991 Payments in Lieu of Taxes		Local District School Taxes 1.24	
Municipal Clerk		Delinquent Tax & Lien Collections		Regional & Consolidated School Tax	
Financial Administration	32,855.00	Business Personalty Replacement Taxes		School Taxes in Municipal Budget	
Assessment of Taxes	63,908.32	Taxes from Public Utilities		County Taxes .40 *	
Collection of Taxes	21,223.02	Other Miscellaneous Tax Revenues		County Library Taxes .02	
Planning, Housing & Development	14,227.18	State Aid Revenues		Local Municipal Purpose Taxes .53	
Human Resources	5,270.00	Federal Aid Revenues		Veteran & Senior Citizen Taxes	
Elections	1,700.00	State and Local Fiscal Assistance Act Utilized		Total Taxes for Rate Computation 2.19	
General Administration (other)	255,914.24	Sale of Acquired Property		Special District Taxes	
JUDICIARY		Other Miscellaneous Revenues		Bank Corp. Taxes	
Municipal Courts	17,412.00	Total		Added and Omitted Taxes	
PUBLIC SAFETY		Prior Years Surplus Appropriated		Total Taxes Levied - ABSTRACT	
Fire Protection	44,893.37	REVENUES TOTAL		Total Taxes Billed	
Police Protection	18,002.73	Reserve for Uncollected Taxes		1991 TAXES COLLECTED	
Civil Defense & Disaster Control	4,000.00	CAPITAL OUTLAY TOTAL		1991 Taxes Cancelled, Abated or Adjusted	
Environmental Inspection & Control	1,666.71	Public Enterprises		Transfer to Tax Title Liens or Foreclosed	
Other Public Safety		Recreation-Culture		Balance Outstanding Dec. 31, 1991	
PUBLIC WORKS		Public Works		PRIOR YEARS TAXES OUTSTANDING	
Streets and Drainage	164,335.72	Buildings and Grounds		Balance January 1, 1991	
Sewers and Sewage Processing	3,000.00	Library and Education		Collected in 1991	
Garbage and Trash Disposal	72,387.12	Conservation		Cancelled, Abated or Adjusted 1991	
Public Buildings and Grounds	53,720.54	All Other		Transfers to Tax Title Liens or Foreclosed	
Other Public Works		CAPITAL DEBT AUTHORIZED, DECEMBER 31, 1991		Balance December 31, 1991	
HEALTH and WELFARE		ISSUED AND UNISSUED GROSS DEBT NET DEBT		TAX TITLE LIENS OUTSTANDING	
Health Services Except Environmental	500.00	School 14,000		Balance January 1, 1991	
Welfare-Public Assistance	8,900.00	Self-Liquidating		Transfer From Taxes	
Hospital, Clinics, First Aid		Other 264,000		Redeemed in 1991	
Animal, Insect, & Rodent Control	6,500.00	Total 278,000		Cancelled, Abated or Adjusted (1991)	
Other Welfare Services		ISSUED AND OUTSTANDING		Transfers to Foreclosed Property	
RECREATION and CONSERVATION		School 14,000.00		Balance December 31, 1991	
Beaches and Boardwalks		Self-Liquidating		PROPERTY ACQUIRED BY DEED OR	
Parks, Playgrounds, Shade Trees	10,900.00	Other 264,000.00		FORECLOSURE	
Land Reclamation & Conservation		Total 278,000.00		Balance January 1, 1991	
Other Recreational Services	8,000.00	EQUALIZED VALUATION BASIS		Transfers From Taxes or Liens	
EDUCATION (excluding schools)		FOR NET DEBT COMPUTATION		Sale for Cash (1991)	
Libraries		REAL PROPERTY VALUATIONS		Cancelled, Abated or Adjusted (1991)	
Other Educational Services		Code Class # of Parcels % VAL'N ASSESSED VALUATION		Balance December 31, 1991	
STATUTORY EXPENDITURES		1 Vacant Land 2.21 5.21 1,811,900.00		CURRENT FINANCES DECEMBER 31, 1991	
Pensions & F. I. C. A.	38,035.34	2 Residential 4.69 54.70 19,010,200.00		ASSETS	
Employee Fringe Benefits	50,000.00	3 Farm 4.16 1,446,600.00		Cash Dec. 31, 1991	
Other Statutory Expenditures	2,000.00	4a Commercial 3.64 29.10 10,111,700.00		Taxes Receivable	
CETA And Other Public Employment Programs		4b Industrial 7 3.31 1,151,900.00		Tax Title Liens	
MUNICIPAL FUNCTIONS		4c Apartments 2 3.51 1,220,200.00		Foreclosed Property	
CAPITAL IMPROVEMENTS		Total 1110 34,752,500.00		Emergencies & Other Deferred Charges	
DEBT SERVICE		Land Area 8.00 Sq. Miles		State and Federal Aid Receivable	
Principal Payments	66,000.00	Net Valuation Taxable-Municipal		Other Receivables	
Interest Payments	20,495.00	Net Valuation Taxable-County		Total	
DEFERRED CHARGES		State Equalized Valuation		LIABILITIES, RESERVES, AND SURPLUS	
SCHOOL, COUNTY, SPECIAL DISTRICT TAXES	23,736.01	State Equalization Ratio		Cash Liabilities	
RESERVE FOR UNCOLLECTED TAXES	237,166.54			Reserves for Receivables	
EXPENDITURES				Surplus Dec. 31, 1991	
TOTAL	2,050,745.25			Total	

1225
 Population 1980 90,074
 Population 1990 93,086
 S & P Rating
 Moody Rating A1

General Tax Rate Per \$100. 3.67
 State Equalized Tax Rate 2.06

WOODBIDGE TWP. - MIDDLESEX COUNTY
 Form of Government
 Mayor-Council Plan F (OMCL 50)
 Number of Members - 9

PER CAPITA:
 Gross Debt 1,067.11
 Net Debt 694.21
 Debt Service 80.22
 Total Tax Levy 1,415.62
 Municipal Expenditures 664.53
 PER CENT:
 Gross Debt 1.61
 Net Debt 1.05
 Tax Levy Collected 96.03
 Tax Levy Cancelled, Abated or Adjusted .74

EXPENDITURES		REVENUES-REALIZED		1991 PROPERTY TAX	
GENERAL GOVERNMENT				STATE EQUALIZED TAX RATE 1.25	
Governing Body & Public Boards	243,910.00	1991 Property Taxes Collected	126,703,922.92	Local District School Taxes	75,685,487.50
Municipal Clerk	273,200.00	1991 Payments in Lieu of Taxes	127,713.89	Regional & Consolidated School Tax	
Financial Administration	569,100.00	Delinquent Tax & Lien Collections	3,983,478.22	School Taxes in Municipal Budget	
Assessment of Taxes	134,000.00	Business Personalty Replacement Taxes	2,407,549.28	County Taxes	27,962,868.41
Collection of Taxes	252,000.00	Taxes from Public Utilities	17,822,093.00	County Library Taxes	
Planning, Housing & Development	466,570.00	Other Miscellaneous Tax Revenues	293,063.12	Local Municipal Purpose Taxes	20,926,856.82
Human Resources	1,816,430.46	State Aid Revenues	5,342,391.27	Veteran & Senior Citizen Taxes	1,247,450.00
Elections		Federal Aid Revenues		Total Taxes for Rate Computation	125,822,662.73
General Administration (other)	3,916,600.00	State and Local Fiscal Assistance Act Utilized		Special District Taxes	6,605,219.54
JUDICIARY		Sale of Acquired Property		Bank Corp. Taxes	
Municipal Courts	731,870.95	Other Miscellaneous Revenues	5,831,025.36	Added and Omitted Taxes	593,675.06
PUBLIC SAFETY		Total	162,511,237.06	Total Taxes Levied - ABSTRACT	131,774,107.33
Fire Protection		Prior Years Surplus Appropriated	3,156,507.61	Total Taxes Billed	131,940,471.57
Police Protection	10,031,983.50	REVENUES TOTAL	165,667,744.67	1991 TAXES COLLECTED	126,703,922.92
Civil Defense & Disaster Control	47,600.00	Reserve For Uncollected Taxes	5,000,000.00	1991 Taxes Cancelled, Abated or Adjusted	972,028.00
Environmental Inspection & Control	1,036,102.00	CAPITAL OUTLAY TOTAL	8,110,075.28	Transfer to Tax Title Liens or Foreclosed	246,352.70
Other Public Safety	1,300.00			Balance Outstanding Dec. 31, 1991	4,018,167.95
PUBLIC WORKS		Public Enterprises	2,697,174.28	PRIOR YEARS TAXES OUTSTANDING	
Streets and Drainage	3,845,000.00	Recreation-Culture	702,077.00	Balance January 1, 1991	3,604,916.81
Sewers and Sewage Processing	7,630,000.00	Public Works	3,393,048.00	Collected in 1991	2,691,547.84
Garbage and Trash Disposal		Buildings and Grounds	1,279,277.00	Cancelled, Abated or Adjusted 1991	99,551.66
Public Buildings and Grounds	466,500.00	Library and Education	38,499.00	Transfers to Tax Title Liens or Foreclosed	112,420.56
Other Public Works	123,100.00	Conservation		Balance December 31, 1991	701,396.75
HEALTH and WELFARE		All Other		TAX TITLE LIENS OUTSTANDING	
Health Services Except Environmental	853,202.00			Balance January 1, 1991	2,806,554.54
Welfare-Public Assistance	157,100.00	CAPITAL DEBT AUTHORIZED, DECEMBER 31, 1991		Transfer From Taxes	391,403.75
Hospital, Clinics, First Aid		ISSUED AND UNISSUED		Redeemed in 1991	1,291,930.38
Animal, Insect, & Rodent Control	20,100.00	School		Cancelled, Abated or Adjusted (1991)	8,161.54
Other Welfare Services		Self-Liquidating	34,711,705	Transfers to Foreclosed Property	
RECREATION and CONSERVATION		Other	64,621,450	Balance December 31, 1991	1,897,866.37
Beaches and Boardwalks		Total	99,333,155	PROPERTY ACQUIRED BY DEED OR FORECLOSURE	
Parks, Playgrounds, Shade Trees	1,816,300.00	ISSUED AND OUTSTANDING		Balance January 1, 1991	1,558,181.45
Land Reclamation & Conservation	233,738.79	School		Transfers From Taxes or Liens	
Other Recreational Services	245,400.00	Self-Liquidating	18,775,000.00	Sale for Cash (1991)	
EDUCATION (excluding schools)		Other	42,320,000.00	Cancelled, Abated or Adjusted (1991)	
Libraries	3,650,000.00	Total	61,095,000.00	Balance December 31, 1991	1,558,181.45
Other Educational Services	139,100.00	EQUALIZED VALUATION BASIS		CURRENT FINANCES DECEMBER 31, 1991	
STATUTORY EXPENDITURES		FOR NET DEBT COMPUTATION	6,154,873,598	ASSETS	
Pensions & F. L. C. A.	3,802,000.00	REAL PROPERTY VALUATIONS		Cash Dec. 31, 1991	15,218,420.56
Employee Fringe Benefits	6,350,000.00	Code Class # of Parcels % VAL'N		Taxes Receivable	4,719,564.70
Other Statutory Expenditures		1 Vacant Land 1587 2.11	71,120,400.00	Tax Title Liens	1,897,866.37
CETA And Other Public Employment Programs		2 Residential 25765 55.67	1,879,446,600.00	Foreclosed Property	1,558,181.45
MUNICIPAL FUNCTIONS TOTAL	48,866,277.70	3 Farm		Emergencies & Other Deferred Charges	2,272,397.62
CAPITAL IMPROVEMENTS *MEMO*		4a Commercial 1079 22.54	760,890,900.00	State and Federal Aid Receivable	127,928.26
DEBT SERVICE		4b Industrial 175 14.73	497,417,900.00	Other Receivables	218,547.49
Principal Payments	4,522,000.00	4c Apartments 61 4.94	166,907,500.00	Total	26,012,906.45
Interest Payments	2,945,035.81	Total	3,375,783,300.00	LIABILITIES, RESERVES, AND SURPLUS	
DEFERRED CHARGES	525,532.84	Land Area 23.10 Sq. Miles		Cash Liabilities	17,618,746.44
SCHOOL COUNTY, SPECIAL DISTRICT TAXES	110,253,575.45	Net Valuation Taxable-Municipal	3,396,090,403	Reserves for Receivables	8,394,160.01
RESERVE FOR UNCOLLECTED TAXES	5,000,000.00	Net Valuation Taxable-County	6,929,425,917	Surplus Dec. 31, 1991	
EXPENDITURES TOTAL	172,112,421.80	State Equalized Valuation	6,042,122,348	Total	26,012,906.45
		State Equalization Ratio	56.06		

0822
Population 1980 10,353
Population 1990 10,904
S & P Rating
Moody Rating

General Tax Rate Per \$100. 4.19
State Equalized Tax Rate 2.35

WOODBURY CITY - GLOUCESTER COUNTY
Form of Government
Special Charter (P.L. 1870 c. 271)
Number of Members - 9

PER CAPITA:
Gross Debt 296.60
Net Debt 296.60
Debt Service 58.21
Total Tax Levy 851.66
Municipal Expenditures 593.06
PER CENT:
Gross Debt .91
Net Debt .91
Tax Levy Collected 94.73
Tax Levy Cancelled, Abated or Adjusted .36

EXPENDITURES		REVENUES-REALIZED		1991 PROPERTY TAX	
GENERAL GOVERNMENT				STATE EQUALIZED TAX RATE .97	
Governing Body & Public Boards	10,700.00	1991 Property Taxes Collected	3,305,176.06	Local District School Taxes	3,828,929.97
Municipal Clerk	65,300.00	1991 Payments in Lieu of Taxes		Regional & Consolidated School Tax	
Financial Administration	31,800.00	Delinquent Tax & Lien Collections	610,384.28	School Taxes in Municipal Budget	
Assessment of Taxes	64,500.00	Business Personalty Replacement Taxes	161,160.20	County Taxes	2,310,890.45
Collection of Taxes	38,600.00	Taxes from Public Utilities	729,133.00	County Library Taxes	
Planning, Housing & Development	34,600.00	Other Miscellaneous Tax Revenues		Local Municipal Purpose Taxes	3,126,585.25
Human Resources	179,294.00	State Aid Revenues	1,123,179.17	Veteran & Senior Citizen Taxes	99,100.00
Elections	4,700.00	Federal Aid Revenues		Total Taxes for Rate Computation	9,365,505.67
General Administration (other)	442,700.00	State and Local Fiscal Assistance Act Utilized		Special District Taxes	
JUDICIARY		Sale of Acquired Property		Bank Corp. Taxes	
Municipal Courts	119,000.00	Other Miscellaneous Revenues	973,735.05	Added and Omitted Taxes	20,137.59
PUBLIC SAFETY		Total	12,407,767.76	Total Taxes Levied - ABSTRACT	9,286,543.26
Fire Protection	298,653.75	Prior Years Surplus Appropriated	187,500.00	Total Taxes Billed	9,295,188.00
Police Protection	1,275,392.88	REVENUES TOTAL	12,595,267.76	1991 TAXES COLLECTED	8,805,176.06
Civil Defense & Disaster Control	6,825.00	Reserve For Uncollected Taxes	700,133.49	1991 Taxes Cancelled, Abated or Adjusted	33,561.90
Environmental Inspection & Control	122,759.55	CAPITAL OUTLAY TOTAL	839,289.78	Transfer to Tax Title Liens or Foreclosed	79,736.14
Other Public Safety				Balance Outstanding Dec. 31, 1991	376,713.90
PUBLIC WORKS				PRIOR YEARS TAXES OUTSTANDING	
Streets and Drainage	594,550.00	Public Enterprises	427,988.88	Balance January 1, 1991	608,836.19
Sewers and Sewage Processing	502,000.00	Recreation-Culture		Collected in 1991	580,584.72
Garbage and Trash Disposal	174,000.00	Public Works	176,551.70	Cancelled, Abated or Adjusted 1991	
Public Buildings and Grounds	151,000.00	Buildings and Grounds	234,749.20	Transfers to Tax Title Liens or Foreclosed	27,416.39
Other Public Works	29,000.00	Library and Education		Balance December 31, 1991	835.08
HEALTH and WELFARE		Conservation		TAX TITLE LIENS OUTSTANDING	
Health Services Except Environmental	2,600.00	All Other		Balance January 1, 1991	172,648.70
Welfare-Public Assistance	13,100.00	CAPITAL DEBT AUTHORIZED, DECEMBER 31, 1991		Transfer From Taxes	111,907.82
Hospital, Clinics, First Aid		ISSUED AND UNISSUED		Redeemed in 1991	29,799.56
Animal, Insect, & Rodent Control		School		Cancelled, Abated or Adjusted (1991)	
Other Welfare Services		Self-Liquidating	1,244,000	Transfers to Foreclosed Property	
RECREATION and CONSERVATION		Other	1,990,150	Balance December 31, 1991	254,756.96
Beaches and Boardwalks		Total	3,234,150	PROPERTY ACQUIRED BY DEED OR FORECLOSURE	
Parks, Playgrounds, Shade Trees	109,050.00	ISSUED AND OUTSTANDING		Balance January 1, 1991	49,805.00
Land Reclamation & Conservation		School		Transfers From Taxes or Liens	
Other Recreational Services	24,200.00	Self-Liquidating		Sale for Cash (1991)	
EDUCATION (excluding schools)		Other		Cancelled, Abated or Adjusted (1991)	
Libraries	133,000.00	Total	1,990,150.00	Balance December 31, 1991	49,805.00
Other Educational Services		EQUALIZED VALUATION BASIS		CURRENT FINANCES DECEMBER 31, 1991	
STATUTORY EXPENDITURES		FOR NET DEBT COMPUTATION	354,880.667	ASSETS	
Pensions & F. I. C. A.	363,000.00	REAL PROPERTY VALUATIONS		Cash Dec. 31, 1991	1,451,514.72
Employee Fringe Benefits	326,000.00	Code Class # of Parcels % VAL'N ASSESSED VALUATION		Taxes Receivable	377,548.98
Other Statutory Expenditures		1 Vacant Land 245 1.30	2,788,700.00	Tax Title Liens	254,756.96
CETA And Other Public Employment Programs		2 Residential 2957 70.14	150,823,800.00	Foreclosed Property	49,805.00
MUNICIPAL FUNCTIONS TOTAL	5,121,825.18	3 Farm		Emergencies & Other Deferred Charges	30,259.55
CAPITAL IMPROVEMENTS *MEMO*	20,000.00	4a Commercial 252 24.60	52,892,700.00	State and Federal Aid Receivable	633.43
DEBT SERVICE		4b Industrial 5 .82	1,770,400.00	Other Receivables	441,292.03
Principal Payments	533,000.00	4c Apartments 18 3.14	6,758,800.00	Total	2,605,810.67
Interest Payments	101,739.26	Total 3477	215,034,400.00	LIABILITIES, RESERVES, AND SURPLUS	
DEFERRED CHARGES	10,000.00	Land Area 2.13 Sq. Miles		Cash Liabilities	644,236.59
SCHOOL, COUNTY, SPECIAL DISTRICT TAXES	6,139,220.42	Net Valuation Taxable-Municipal	221,361,585	Reserves for Receivables	1,124,036.40
RESERVE FOR UNCOLLECTED TAXES	700,133.49	Net Valuation Taxable-County	370,060,092	Surplus Dec. 31, 1991	837,537.68
EXPENDITURES TOTAL	12,606,518.35	State Equalized Valuation	389,974,643	Total	2,605,810.67
		State Equalization Ratio	56.05		

0823
 Population 1980 3,460
 Population 1990 3,392
 S & P Rating
 Moody Rating

General Tax Rate Per \$100. 2.71
 State Equalized Tax Rate 2.38

WOODBURY HGTS. BORO. - GLOU. CO.
 Form of Government
 Borough Council
 Number of Members - 6

PER CAPITA:
 Gross Debt 457.60
 Net Debt 237.13
 Debt Service 46.89
 Total Tax Levy 1,016.68
 Municipal Expenditures 472.33
 PER CENT:
 Gross Debt 1.15
 Net Debt .60
 Tax Levy Collected 94.52
 Tax Levy Cancelled, Abated or Adjusted .06

EXPENDITURES		REVENUES-REALIZED		1991 PROPERTY TAX	
GENERAL GOVERNMENT				STATE EQUALIZED TAX RATE	
Governing Body & Public Boards		1991 Property Taxes Collected	3,264,481.34	Local District School Taxes	.53 770,303.50
Municipal Clerk		1991 Payments in Lieu of Taxes		Regional & Consolidated School Tax	.69 998,610.04
Financial Administration	33,080.96	Delinquent Tax & Lien Collections	113,728.01	School Taxes in Municipal Budget	
Assessment of Taxes	13,800.00	Business Personalty Replacement Taxes	41,968.00	County Taxes	.62 893,610.44
Collection of Taxes	10,475.00	Taxes from Public Utilities	198,610.00	County Library Taxes	.02 35,565.04
Planning, Housing & Development	9,250.00	Other Miscellaneous Tax Revenues		Local Municipal Purpose Taxes	.51 744,392.00
Human Resources	54,154.00	State Aid Revenues	193,128.04	Veteran & Senior Citizen Taxes	30,650.00
Elections	1,800.00	Federal Aid Revenues		Total Taxes for Rate Computation	2.37 3,473,131.02
General Administration (other)	243,750.00	State and Local Fiscal Assistance Act Utilized		Special District Taxes	
JUDICIARY		Sale of Acquired Property		Bank Corp. Taxes	
Municipal Courts	27,500.00	Other Miscellaneous Revenues	201,507.45	Added and Omitted Taxes	6,090.97
PUBLIC SAFETY		Total	4,013,422.84	Total Taxes Levied - ABSTRACT	3,448,571.99
Fire Protection	32,647.50	Prior Years Surplus Appropriated	248,000.00	Total Taxes Billed	3,453,671.67
Police Protection	266,104.08	REVENUES TOTAL	4,261,422.84	1991 TAXES COLLECTED	3,264,481.34
Civil Defense & Disaster Control	1,500.00	Reserve For Uncollected Taxes	181,000.00	1991 Taxes Cancelled, Abated or Adjusted	2,114.00
Environmental Inspection & Control	19,675.00	CAPITAL OUTLAY TOTAL	177,299.49	Transfer to Tax Title Liens or Foreclosed	
Other Public Safety		Public Enterprises	27,962.56	Balance Outstanding Dec. 31, 1991	187,076.33
PUBLIC WORKS		Recreation—Culture	3,125.07	PRIOR YEARS TAXES OUTSTANDING	
Streets and Drainage	131,400.00	Public Works	114,858.03	Balance January 1, 1991	106,534.16
Sewers and Sewage Processing		Buildings and Grounds	59,316.39	Collected in 1991	106,220.33
Garbage and Trash Disposal	194,000.00	Library and Education		Cancelled, Abated or Adjusted 1991	10.59
Public Buildings and Grounds	20,400.00	Conservation		Transfers to Tax Title Liens or Foreclosed	
Other Public Works	15,475.00	All Other		Balance December 31, 1991	303.24
HEALTH and WELFARE		CAPITAL DEBT AUTHORIZED, DECEMBER 31, 1991		TAX TITLE LIENS OUTSTANDING	
Health Services Except Environmental	300.00	ISSUED AND UNISSUED		Balance January 1, 1991	7,507.68
Welfare—Public Assistance	3,175.00	School	262,824	Transfer From Taxes	
Hospital, Clinics, First Aid		Self-Liquidating	485,000	Redeemed in 1991	7,507.68
Animal, Insect, & Rodent Control	25.00	Other	804,340	Cancelled, Abated or Adjusted (1991)	
Other Welfare Services		Total	1,552,164	Transfers to Foreclosed Property	
RECREATION and CONSERVATION		ISSUED AND OUTSTANDING		Balance December 31, 1991	
Beaches and Boardwalks		School	262,824.48	PROPERTY ACQUIRED BY DEED OR FORECLOSURE	
Parks, Playgrounds, Shade Trees	2,625.00	Self-Liquidating	420,000.00	Balance January 1, 1991	121,019.12
Land Reclamation & Conservation		Other	804,340.00	Transfers From Taxes or Liens	
Other Recreational Services	11,950.00	Total	1,487,164.48	Sale for Cash (1991)	4,005.00
EDUCATION (excluding schools)		EQUALIZED VALUATION BASIS		Cancelled, Abated or Adjusted (1991)	
Libraries		FOR NET DEBT COMPUTATION	134,824,061	Balance December 31, 1991	117,014.12
Other Educational Services		REAL PROPERTY VALUATIONS		CURRENT FINANCES DECEMBER 31, 1991	
STATUTORY EXPENDITURES		Code Class # of Parcels % VAL'N ASSESSED VALUATION		ASSETS	
Pensions & F.L.C. A.	81,700.00	1 Vacant Land 161 2.02	2,545,200.00	Cash Dec. 31, 1991	511,975.01
Employee Fringe Benefits	63,600.00	2 Residential 1041 73.71	93,078,900.00	Taxes Receivable	187,379.57
Other Statutory Expenditures	4,000.00	3 Farm		Tax Title Liens	
CETA And Other Public Employment Programs		4a Commercial 91 19.22	24,265,900.00	Foreclosed Property	117,014.12
MUNICIPAL FUNCTIONS TOTAL	1,247,386.54	4b Industrial 7 4.79	6,054,300.00	Emergencies & Other Deferred Charges	14,120.00
CAPITAL IMPROVEMENTS *MEMO*	87,000.00	4c Apartments 3 .26	333,200.00	State and Federal Aid Receivable	21,117.80
DEBT SERVICE		Total 1303	126,277,500.00	Other Receivables	46,120.96
Principal Payments	100,893.77	Land Area 1.23 Sq. Miles		Total	897,727.46
Interest Payments	53,165.06	Net Valuation Taxable-Municipal	127,217,000	LIABILITIES, RESERVES, AND SURPLUS	
DEFERRED CHARGES	14,687.63	Net Valuation Taxable-County	142,323,906	Cash Liabilities	151,365.06
SCHOOL, COUNTY, SPECIAL DISTRICT TAXES	2,693,089.02	State Equalized Valuation	144,501,915	Reserves for Receivables	350,514.65
RESERVE FOR UNCOLLECTED TAXES	181,000.00	State Equalization Ratio	37.96	Surplus Dec. 31, 1991	395,847.75
EXPENDITURES TOTAL	4,300,222.02			Total	897,727.46

0268
 Population 1980 5,644
 Population 1990 5,303
 S & P Rating
 Moody Rating A

General Tax Rate Per \$100.
 3.24
 State Equalized Tax Rate
 1.57

WOODCLIFF LAKE BORO. - BERGEN CO.
 Form of Government
 Borough Council
 Number of Members - 6

PER CAPITA:
 Gross Debt 954.10
 Net Debt 908.45
 Debt Service 117.75
 Total Tax Levy 2,745.68
 Municipal Expenditures 1,119.05
 PER CENT:
 Gross Debt .54
 Net Debt .51
 Tax Levy Collected 96.23
 Tax Levy Cancelled, Abated or Adjusted 1.32

EXPENDITURES		REVENUES-REALIZED		1991 PROPERTY TAX	
GENERAL GOVERNMENT				STATE EQUALIZED TAX RATE	
Governing Body & Public Boards		1991 Property Taxes Collected	14,031,662.26	Local District School Taxes	.54 5,003,091.00
Municipal Clerk		1991 Payments in Lieu of Taxes		Regional & Consolidated School Tax	.37 3,421,821.59
Financial Administration	77,553.92	Delinquent Tax & Lien Collections	549,959.02	School Taxes in Municipal Budget	
Assessment of Taxes	39,798.08	Business Personalty Replacement Taxes	47,800.60	County Taxes	.24 2,226,480.12
Collection of Taxes	33,829.52	Taxes from Public Utilities	481,636.00	County Library Taxes	
Planning, Housing & Development	128,441.69	Other Miscellaneous Tax Revenues		Local Municipal Purpose Taxes	.42 3,877,322.41
Human Resources	46,197.78	State Aid Revenues	257,825.92	Veteran & Senior Citizen Taxes	
Elections	1,479.07	Federal Aid Revenues		Total Taxes for Rate Computation	1.57 14,552,065.12
General Administration (other)	796,257.00	State and Local Fiscal Assistance Act Utilized		Special District Taxes	
JUDICIARY		Sale of Acquired Property		Bank Corp. Taxes	
Municipal Courts	64,344.10	Other Miscellaneous Revenues	612,640.97	Added and Omitted Taxes	31,650.26
PUBLIC SAFETY		Total	15,981,524.77	Total Taxes Levied - ABSTRACT	14,566,365.38
Fire Protection	109,478.00	Prior Years Surplus Appropriated	356,919.78	Total Taxes Billed	14,581,366.69
Police Protection	1,250,389.82	REVENUES TOTAL	16,338,444.55	1991 TAXES COLLECTED	14,031,662.26
Civil Defense & Disaster Control		Reserve For Uncollected Taxes	694,715.41	1991 Taxes Cancelled, Abated or Adjusted	192,275.92
Environmental Inspection & Control	45,022.21	CAPITAL OUTLAY TOTAL	142,939.96	Transfer to Tax Title Liens or Foreclosed	
Other Public Safety				Balance Outstanding Dec. 31, 1991	357,428.51
PUBLIC WORKS				PRIOR YEARS TAXES OUTSTANDING	
Streets and Drainage	453,837.00	Public Enterprises		Balance January 1, 1991	549,959.02
Sewers and Sewage Processing	914,203.59	Recreation-Culture		Collected in 1991	549,959.02
Garbage and Trash Disposal		Public Works	109,189.98	Cancelled, Abated or Adjusted 1991	
Public Buildings and Grounds	157,219.92	Buildings and Grounds	33,749.98	Transfers to Tax Title Liens or Foreclosed	
Other Public Works		Library and Education		Balance December 31, 1991	
HEALTH and WELFARE		Conservation		TAX TITLE LIENS OUTSTANDING	
Health Services Except Environmental	19,050.00	All Other		Balance January 1, 1991	
Welfare-Public Assistance	650.00			Transfer From Taxes	
Hospital, Clinics, First Aid				Redeemed in 1991	
Animal, Insect, & Rodent Control				Cancelled, Abated or Adjusted (1991)	
Other Welfare Services				Transfers to Foreclosed Property	
RECREATION and CONSERVATION				Balance December 31, 1991	
Beaches and Boardwalks				PROPERTY ACQUIRED BY DEED OR	
Parks, Playgrounds, Shade Trees	51,434.00			FORECLOSURE	
Land Reclamation & Conservation	52,492.66			Balance January 1, 1991	
Other Recreational Services	70,663.00			Transfers From Taxes or Liens	
EDUCATION (excluding schools)				Sale for Cash (1991)	
Libraries	41,000.00			Cancelled, Abated or Adjusted (1991)	
Other Educational Services				Balance December 31, 1991	
STATUTORY EXPENDITURES				CURRENT FINANCES DECEMBER 31, 1991	
Pensions & F. I. C. A.	261,277.00			ASSETS	
Employee Fringe Benefits				Cash Dec. 31, 1991	1,346,413.83
Other Statutory Expenditures	50.00			Taxes Receivable	357,428.51
CETA And Other Public Employment Programs				Tax Title Liens	
MUNICIPAL FUNCTIONS TOTAL	4,614,668.36			Foreclosed Property	
CAPITAL IMPROVEMENTS *MEMO*	500.00			Emergencies & Other Deferred Charges	110,000.00
DEBT SERVICE				State and Federal Aid Receivable	69,724.00
Principal Payments	363,500.00			Other Receivables	3,271.99
Interest Payments	260,947.02			Total	1,886,838.33
DEFERRED CHARGES	513.00			LIABILITIES, RESERVES, AND SURPLUS	
SCHOOL, COUNTY, SPECIAL DISTRICT TAXES	10,651,392.71			Cash Liabilities	891,043.03
RESERVE FOR UNCOLLECTED TAXES	694,715.41			Reserves for Receivables	360,700.50
EXPENDITURES TOTAL	16,535,736.50			Surplus Dec. 31, 1991	635,094.80
				Total	1,886,838.33

0339

Population 1980 2,285
 Population 1990 2,063
 S & P Rating
 Moody Rating

General Tax Rate Per \$100.

2.11
 State Equalized Tax Rate
 1.96

WOODLAND TWP. - BURLINGTON CO.
 Form of Government
 Township Committee
 Number of Members - 3

PER CAPITA:

Gross Debt 503.98
 Net Debt 431.27
 Debt Service 46.06
 Total Tax Levy 688.98
 Municipal Expenditures 419.10

PER CENT:

Gross Debt 1.62
 Net Debt 1.39
 Tax Levy Collected 87.10
 Tax Levy Cancelled, Abated
 or Adjusted 3.91

EXPENDITURES		REVENUES-REALIZED		1991 PROPERTY TAX	
GENERAL GOVERNMENT		1991 Property Taxes Collected		STATE EQUALIZED TAX RATE	
Governing Body & Public Boards			1,238,597.00	Local District School Taxes	1.23 878,811.00
Municipal Clerk		1991 Payments in Lieu of Taxes		Regional & Consolidated School Tax	
Financial Administration	38,912.00	Delinquent Tax & Lien Collections	90,051.00	School Taxes in Municipal Budget	
Assessment of Taxes	26,250.00	Business Personalty Replacement Taxes	6,644.00	County Taxes	.53 378,901.75
Collection of Taxes	36,776.00	Taxes from Public Utilities	94,167.00	County Library Taxes	.03 23,105.52
Planning, Housing & Development	16,790.00	Other Miscellaneous Tax Revenues		Local Municipal Purpose Taxes	.16 117,845.00
Human Resources	6,723.00	State Aid Revenues	154,765.00	Veteran & Senior Citizen Taxes	
Elections		Federal Aid Revenues		Total Taxes for Rate Computation	1.95 1,407,713.27
General Administration (other)	143,849.00	State and Local Fiscal Assistance Act Utilized		Special District Taxes	
JUDICIARY		State and Local Fiscal Assistance Act Utilized		Bank Corp. Taxes	
Municipal Courts	38,864.00	Sale of Acquired Property		Added and Omitted Taxes	22,704.00
PUBLIC SAFETY		Other Miscellaneous Revenues	129,067.00	Total Taxes Levied - ABSTRACT	1,421,367.27
Fire Protection	25,350.00	Total	1,713,291.00	Total Taxes Billed	1,422,007.00
Police Protection	14,000.00	Prior Years Surplus Appropriated	345,000.00	1991 TAXES COLLECTED	1,238,597.00
Civil Defense & Disaster Control	1,000.00	REVENUES TOTAL	2,058,291.00	1991 Taxes Cancelled, Abated or Adjusted	55,586.00
Environmental Inspection & Control	13,353.00	Reserve For Uncollected Taxes	163,076.00	Transfer to Tax Title Liens or Foreclosed	48,023.00
Other Public Safety		CAPITAL OUTLAY TOTAL	10,868.00	Balance Outstanding Dec. 31, 1991	79,801.00
PUBLIC WORKS				PRIOR YEARS TAXES OUTSTANDING	
Streets and Drainage	87,240.00	Public Enterprises		Balance January 1, 1991	79,971.00
Sewers and Sewage Processing		Recreation-Culture		Collected in 1991	66,363.00
Garbage and Trash Disposal	32,763.00	Public Works	1,186.00	Cancelled, Abated or Adjusted 1991	
Public Buildings and Grounds	6,102.00	Buildings and Grounds	9,682.00	Transfers to Tax Title Liens or Foreclosed	13,607.00
Other Public Works		Library and Education		Balance December 31, 1991	1.00
HEALTH and WELFARE		Conservation		TAX TITLE LIENS OUTSTANDING	
Health Services Except Environmental	3,601.00	All Other		Balance January 1, 1991	441,951.00
Welfare-Public Assistance	3,345.00	CAPITAL DEBT AUTHORIZED, DECEMBER 31, 1991		Transfer From Taxes	65,516.00
Hospital, Clinics, First Aid		ISSUED AND UNISSUED		Redeemed in 1991	23,688.00
Animal, Insect, & Rodent Control	7,852.00	School	150,000	Cancelled, Abated or Adjusted (1991)	
Other Welfare Services		Self-Liquidating		Transfers to Foreclosed Property	
RECREATION and CONSERVATION		Other	889,718	Balance December 31, 1991	483,779.00
Beaches and Boardwalks		Total	1,039,718	PROPERTY ACQUIRED BY DEED OR FORECLOSURE	
Parks, Playgrounds, Shade Trees	6,300.00			Balance January 1, 1991	33,600.00
Land Reclamation & Conservation	4,843.00	ISSUED AND OUTSTANDING		Transfers From Taxes or Liens	
Other Recreational Services		School	125,000.00	Sale for Cash (1991)	
EDUCATION (excluding schools)		Self-Liquidating		Cancelled, Abated or Adjusted (1991)	
Libraries		Other	69,500.00	Balance December 31, 1991	33,600.00
Other Educational Services		Total	194,500.00	CURRENT FINANCES DECEMBER 31, 1991	
STATUTORY EXPENDITURES		EQUALIZED VALUATION BASIS		ASSETS	
Pensions & F. I. C. A.	28,600.00	FOR NET DEBT COMPUTATION	64,138,354	Cash Dec. 31, 1991	912,712.00
Employee Fringe Benefits	14,000.00	REAL PROPERTY VALUATIONS		Taxes Receivable	79,802.00
Other Statutory Expenditures		Code Class # of Parcels % VAL'N		Tax Title Liens	483,779.00
CETA And Other Public Employment Programs		1 Vacant Land 3001 13.74	9,016,885.00	Foreclosed Property	33,600.00
MUNICIPAL FUNCTIONS TOTAL	606,513.00	2 Residential 399 62.64	41,104,500.00	Emergencies & Other Deferred Charges	
CAPITAL IMPROVEMENTS *MEMO*		3 Farm 273 6.55	4,296,655.00	State and Federal Aid Receivable	
DEBT SERVICE		4a Commercial 23 3.75	2,462,150.00	Other Receivables	41,975.00
Principal Payments	85,000.00	4b Industrial 19 13.32	9,742,240.00	Total	1,551,868.00
Interest Payments	10,014.00	4c Apartments		LIABILITIES, RESERVES, AND SURPLUS	
DEFERRED CHARGES		Total	65,622,430.00	Cash Liabilities	448,327.00
SCHOOL, COUNTY, SPECIAL DISTRICT TAXES	1,280,818.27	Land Area 95.38 Sq. Miles		Reserves for Receivables	639,156.00
RESERVE FOR UNCOLLECTED TAXES	163,076.00	Net Valuation Taxable-Municipal	66,453,642	Surplus Dec. 31, 1991	464,385.00
EXPENDITURES TOTAL	2,145,421.27	Net Valuation Taxable-County	69,061,535	Total	1,551,868.00
		State Equalized Valuation	71,598,418		
		State Equalization Ratio	92.73		

0437

Population 1980 2,578
 Population 1990 2,547
 S & P Rating
 Moody Rating

General Tax Rate Per \$100.

4.56

State Equalized Tax Rate

3.10

WOODLYNNE BOROUGH - CAMDEN CO.

Form of Government
 Borough Council

Number of Members - 6

PER CAPITA:

Gross Debt 53.00
 Net Debt 53.00
 Debt Service 21.57
 Total Tax Levy 623.04
 Municipal Expenditures 463.26

PER CENT:

Gross Debt .28
 Net Debt .28
 Tax Levy Collected 95.58
 Tax Levy Cancelled, Abated or Adjusted

EXPENDITURES		REVENUES-REALIZED		1991 PROPERTY TAX	
GENERAL GOVERNMENT		1991 Property Taxes Collected		STATE EQUALIZED TAX RATE	
Governing Body & Public Boards			1,517,161.31	Local District School Taxes	1.14 583,513.00
Municipal Clerk		1991 Payments in Lieu of Taxes		Regional & Consolidated School Tax	
Financial Administration	20,250.00	Delinquent Tax & Lien Collections	91,979.13	School Taxes in Municipal Budget	
Assessment of Taxes	3,830.00	Business Personalty Replacement Taxes	9,409.52	County Taxes	.82 420,634.81
Collection of Taxes	600.00	Taxes from Public Utilities	85,838.00	County Library Taxes	.02 12,731.28
Planning, Housing & Development	300.00	Other Miscellaneous Tax Revenues		Local Municipal Purpose Taxes	1.12 570,000.00
Human Resources	36,117.10	State Aid Revenues	256,255.68	Veteran & Senior Citizen Taxes	
Elections	2,000.00	Federal Aid Revenues		Total Taxes for Rate Computation	3.10 1,631,479.09
General Administration (other)	172,456.27	State and Local Fiscal Assistance Act Utilized		Special District Taxes	
JUDICIARY		Sale of Acquired Property		Bank Corp. Taxes	
Municipal Courts	30,527.57	Other Miscellaneous Revenues	131,837.64	Added and Omitted Taxes	
PUBLIC SAFETY		Total	2,092,481.78	Total Taxes Levied - ABSTRACT	1,586,879.09
Fire Protection	28,235.60	Prior Years Surplus Appropriated	115,000.00	Total Taxes Billed	1,587,318.44
Police Protection	242,814.27	REVENUES TOTAL	2,207,481.78	1991 TAXES COLLECTED	1,517,161.81
Civil Defense & Disaster Control	1,000.00	Reserve For Uncollected Taxes	105,017.45	1991 Taxes Cancelled, Abated or Adjusted	
Environmental Inspection & Control	4,000.00			Transfer to Tax Title Liens or Foreclosed	
Other Public Safety				Balance Outstanding Dec. 31, 1991	70,156.63
PUBLIC WORKS		CAPITAL OUTLAY TOTAL		PRIOR YEARS TAXES OUTSTANDING	
Streets and Drainage	143,203.76	Public Enterprises		Balance January 1, 1991	110,776.47
Sewers and Sewage Processing	7,754.19	Recreation-Culture		Collected in 1991	78,573.82
Garbage and Trash Disposal	140,201.98	Public Works		Cancelled, Abated or Adjusted 1991	2,278.32
Public Buildings and Grounds	42,300.00	Buildings and Grounds		Transfers to Tax Title Liens or Foreclosed	
Other Public Works	10,000.00	Library and Education		Balance December 31, 1991	29,924.33
HEALTH and WELFARE		Conservation		TAX TITLE LIENS OUTSTANDING	
Health Services Except Environmental		All Other		Balance January 1, 1991	13,405.31
Welfare-Public Assistance	9,000.00			Transfer From Taxes	
Hospital, Clinics, First Aid		CAPITAL DEBT AUTHORIZED, DECEMBER 31, 1991		Redeemed in 1991	13,405.31
Animal, Insect, & Rodent Control		ISSUED AND UNISSUED		Cancelled, Abated or Adjusted (1991)	
Other Welfare Services		School		Transfers to Foreclosed Property	
RECREATION and CONSERVATION		Self-Liquidating		Balance December 31, 1991	
Beaches and Boardwalks		Other	135,000	PROPERTY ACQUIRED BY DEED OR	
Parks, Playgrounds, Shade Trees	3,388.37	Total	135,000	FORECLOSURE	
Land Reclamation & Conservation				Balance January 1, 1991	31,200.00
Other Recreational Services	10,705.61	ISSUED AND OUTSTANDING		Transfers From Taxes or Liens	
EDUCATION (excluding schools)		School		Sale for Cash (1991)	
Libraries	3,340.00	Self-Liquidating		Cancelled, Abated or Adjusted (1991)	
Other Educational Services		Other	135,000.00	Balance December 31, 1991	31,200.00
STATUTORY EXPENDITURES		Total	135,000.00	CURRENT FINANCES DECEMBER 31, 1991	
Pensions & F. L. C. A.	66,345.00	EQUALIZED VALUATION BASIS		ASSETS	
Employee Fringe Benefits	37,227.00	FOR NET DEBT COMPUTATION	48,671,689	Cash Dec. 31, 1991	249,087.27
Other Statutory Expenditures		REAL PROPERTY VALUATIONS		Taxes Receivable	100,080.96
CETA And Other Public Employment Programs		Code Class # of Parcels % VAL'N		Tax Title Liens	
MUNICIPAL FUNCTIONS TOTAL	1,015,596.72	1 Vacant Land 20 1.14	395,300.00	Foreclosed Property	31,200.00
CAPITAL IMPROVEMENTS **MEMO	2,000.00	2 Residential 869 90.79	31,525,900.00	Emergencies & Other Deferred Charges	17,626.49
DEBT SERVICE		3 Farm		State and Federal Aid Receivable	264.94
Principal Payments	45,000.00	4a Commercial 38 6.75	2,345,600.00	Other Receivables	95,964.31
Interest Payments	9,935.00	4b Industrial		Total	494,223.97
		4c Apartments 7 1.32	457,800.00	LIABILITIES, RESERVES, AND SURPLUS	
		Total 934	34,726,000.00	Cash Liabilities	89,243.56
DEFERRED CHARGES	4,371.05	Land Area .22 Sq. Miles		Reserves for Receivables	227,245.27
SCHOOL COUNTY, SPECIAL DISTRICT TAXES	1,016,879.09	Net Valuation Taxable-Municipal	34,779,103	Surplus Dec. 31, 1991	177,735.14
RESERVE FOR UNCOLLECTED TAXES	105,017.45	Net Valuation Taxable-County	49,560,556		
EXPENDITURES TOTAL	2,195,799.31	State Equalized Valuation	51,067,578		
		State Equalization Ratio	68.07		

1715

Population 1980 3,250
 Population 1990 3,154
 S & P Rating
 Moody Rating

General Tax Rate Per \$100.

5.16

State Equalized Tax Rate

2.41

WOODSTOWN BORO. - SALEM CO.
 Form of Government
 Borough Council
 Number of Members - 6

PER CAPITA:

Gross Debt 861.92
 Net Debt 169.63
 Debt Service 29.10
 Total Tax Levy 946.45
 Municipal Expenditures 480.76

PER CENT:

Gross Debt 2.43
 Net Debt .48
 Tax Levy Collected 93.50
 Tax Levy Cancelled, Abated or Adjusted .01

EXPENDITURES		REVENUES-REALIZED		1991 PROPERTY TAX	
GENERAL GOVERNMENT				STATE EQUALIZED TAX RATE	
Governing Body & Public Boards		1991 Property Taxes Collected	2,790,598.08	Local District School Taxes	
Municipal Clerk		1991 Payments in Lieu of Taxes	1,548.28	Regional & Consolidated School Tax	1.11
Financial Administration	25,181.60	Delinquent Tax & Lien Collections	207,242.11	School Taxes in Municipal Budget	
Assessment of Taxes	13,750.00	Business Personalty Replacement Taxes	21,686.64	County Taxes	.72
Collection of Taxes	15,370.00	Taxes from Public Utilities	126,139.00	County Library Taxes	
Planning, Housing & Development	9,375.00	Other Miscellaneous Tax Revenues		Local Municipal Purpose Taxes	.57
Human Resources	91,332.52	State Aid Revenues	227,831.06	Veteran & Senior Citizen Taxes	
Elections	490.00	Federal Aid Revenues		Total Taxes for Rate Computation	2.40
General Administration (other)	133,370.00	State and Local Fiscal Assistance Act Utilized		Special District Taxes	
JUDICIARY		Sale of Acquired Property	15,952.00	Bank Corp. Taxes	
Municipal Courts	45,660.00	Other Miscellaneous Revenues	261,168.13	Added and Omitted Taxes	11,882.95
PUBLIC SAFETY		Total	3,652,165.30	Total Taxes Levied - ABSTRACT	2,978,807.10
Fire Protection	23,824.40	Prior Years Surplus Appropriated	153,756.84	Total Taxes Billed	2,984,461.80
Police Protection	311,030.00	REVENUES TOTAL	3,805,922.14	1991 TAXES COLLECTED	2,790,598.08
Civil Defense & Disaster Control	2,350.00	Reserve For Uncollected Taxes	224,442.00	1991 Taxes Cancelled, Abated or Adjusted	446.25
Environmental Inspection & Control	24,495.00			Transfer to Tax Title Liens or Foreclosed	774.00
Other Public Safety				Balance Outstanding Dec. 31, 1991	192,645.47
PUBLIC WORKS		CAPITAL OUTLAY TOTAL		PRIOR YEARS TAXES OUTSTANDING	
Streets and Drainage	101,645.00	Public Enterprises		Balance January 1, 1991	209,071.12
Sewers and Sewage Processing	156,515.20	Recreation—Culture		Collected in 1991	203,235.25
Garbage and Trash Disposal	43,500.00	Public Works		Cancelled, Abated or Adjusted 1991	
Public Buildings and Grounds	26,500.00	Buildings and Grounds		Transfers to Tax Title Liens or Foreclosed	3,096.60
Other Public Works		Library and Education		Balance December 31, 1991	2,739.27
HEALTH and WELFARE		Conservation		TAX TITLE LIENS OUTSTANDING	
Health Services Except Environmental	1,190.00	All Other		Balance January 1, 1991	1,435.67
Welfare—Public Assistance	2,500.00			Transfer From Taxes	4,113.25
Hospital, Clinics, First Aid	1,000.00	CAPITAL DEBT AUTHORIZED, DECEMBER 31, 1991		Redeemed in 1991	4,006.86
Animal, Insect, & Rodent Control	2,170.00	ISSUED AND UNISSUED		Cancelled, Abated or Adjusted (1991)	
Other Welfare Services	1,400.00	School	2,148,495	Transfers to Foreclosed Property	
RECREATION and CONSERVATION		Self-Liquidating	35,000	Balance December 31, 1991	1,542.06
Beaches and Boardwalks		Other	535,000	PROPERTY ACQUIRED BY DEED OR	
Parks, Playgrounds, Shade Trees	9,900.00	Total	2,718,495	FORECLOSURE	
Land Reclamation & Conservation	7,847.50			Balance January 1, 1991	73,800.00
Other Recreational Services	565.00	ISSUED AND OUTSTANDING		Transfers From Taxes or Liens	
EDUCATION (excluding schools)		School	2,148,495.78	Sale for Cash (1991)	15,952.00
Libraries	4,050.00	Self-Liquidating	35,000.00	Cancelled, Abated or Adjusted (1991)	28,948.00
Other Educational Services		Other	370,000.00	Balance December 31, 1991	28,900.00
STATUTORY EXPENDITURES		Total	2,553,495.78	CURRENT FINANCES DECEMBER 31, 1991	
Pensions & F. I. C. A.	82,350.00	EQUALIZED VALUATION BASIS		ASSETS	
Employee Fringe Benefits	55,900.00	FOR NET DEBT COMPUTATION	111,938,473	Cash Dec. 31, 1991	751,814.12
Other Statutory Expenditures	350.00	REAL PROPERTY VALUATIONS		Taxes Receivable	195,384.74
CETA And Other Public Employment Programs		Code Class # of Parcels % VAL'N		Tax Title Liens	1,542.06
MUNICIPAL FUNCTIONS TOTAL	1,200,111.26	1 Vacant Land 95 1.17	660,000.00	Foreclosed Property	28,900.00
CAPITAL IMPROVEMENTS *MEMO*	50,000.00	2 Residential 929 77.44	43,775,600.00	Emergencies & Other Deferred Charges	
DEBT SERVICE		3 Farm 13 .19	106,800.00	State and Federal Aid Receivable	46,716.97
Principal Payments	65,000.00	4a Commercial 30 15.14	8,553,500.00	Other Receivables	15,869.52
Interest Payments	26,773.50	4b Industrial		Total	1,046,227.41
DEFERRED CHARGES		4c Apartments 10 6.07	3,429,000.00	LIABILITIES, RESERVES, AND SURPLUS	
SCHOOL, COUNTY, SPECIAL DISTRICT TAXES	2,263,758.15	Total 1132	56,529,900.00	Cash Liabilities	420,525.06
RESERVE FOR UNCOLLECTED TAXES	224,442.00	Land Area 1.56 Sq. Miles		Reserves for Receivables	241,696.32
EXPENDITURES TOTAL	3,785,084.91	Net Valuation Taxable-Municipal	57,602,465	Surplus Dec. 31, 1991	378,006.03
		Net Valuation Taxable-County	121,392,053	Total	1,046,227.41
		State Equalized Valuation	122,225,373		
		State Equalization Ratio	46.66		

0824
Population 1980 1,129
Population 1990 1,459
S & P Rating
Moody Rating

General Tax Rate Per \$100. 2.25
State Equalized Tax Rate 2.29

WOOLWICH TOWNSHIP - GLOUCESTER CO.
Form of Government
Township Committee
Number of Members - 3

PER CAPITA:
Gross Debt 1,313.69
Net Debt 250.17
Debt Service 12.95
Total Tax Levy 1,648.26
Municipal Expenditures 938.01
PER CENT:
Gross Debt 2.14
Net Debt .41
Tax Levy Collected 88.27
Tax Levy Cancelled, Abated or Adjusted

EXPENDITURES		REVENUES-REALIZED		1991 PROPERTY TAX	
GENERAL GOVERNMENT				STATE EQUALIZED TAX RATE	
Governing Body & Public Boards		1991 Property Taxes Collected	2,122,846.51	Local District School Taxes	71
Municipal Clerk		1991 Payments in Lieu of Taxes		Regional & Consolidated School Tax	44
Financial Administration	28,700.00	Delinquent Tax & Lien Collections	319,599.69	School Taxes in Municipal Budget	
Assessment of Taxes	15,000.00	Business Personality Replacement Taxes	59,527.88	County Taxes	61
Collection of Taxes	12,425.00	Taxes from Public Utilities	256,680.00	County Library Taxes	02
Planning, Housing & Development	43,650.00	Other Miscellaneous Tax Revenues		Local Municipal Purpose Taxes	50
Human Resources	60,025.02	State Aid Revenues	75,548.02	Veteran & Senior Citizen Taxes	
Elections	875.00	Federal Aid Revenues		Total Taxes for Rate Computation	2.28
General Administration (other)	128,866.62	State and Local Fiscal Assistance Act Utilized		Special District Taxes	
JUDICIARY		Sale of Acquired Property		Bank Corp. Taxes	
Municipal Courts	54,025.00	Other Miscellaneous Revenues	175,853.55	Added and Omitted Taxes	136,011.87
PUBLIC SAFETY		Total	3,010,055.65	Total Taxes Levied - ABSTRACT	2,404,811.76
Fire Protection	44,975.00	Prior Years Surplus Appropriated	159,606.19	Total Taxes Billed	2,404,811.76
Police Protection	235,397.02	REVENUES TOTAL	3,169,661.84	1991 TAXES COLLECTED	2,122,846.51
Civil Defense & Disaster Control	1,450.00	Reserve For Uncollected Taxes	281,640.00	1991 Taxes Cancelled, Abated or Adjusted	20.94
Environmental Inspection & Control	79,430.00	CAPITAL OUTLAY TOTAL	112,444.21	Transfer to Tax Title Liens or Foreclosed	30,507.75
Other Public Safety				Balance Outstanding Dec. 31, 1991	251,436.56
PUBLIC WORKS				PRIOR YEARS TAXES OUTSTANDING	
Streets and Drainage	55,500.00	Public Enterprises		Balance January 1, 1991	434,286.29
Sewers and Sewage Processing	2,000.00	Recreation-Culture		Collected in 1991	319,599.69
Garbage and Trash Disposal	83,850.00	Public Works		Cancelled, Abated or Adjusted 1991	
Public Buildings and Grounds	12,800.00	Buildings and Grounds	112,444.21	Transfers to Tax Title Liens or Foreclosed	76,687.47
Other Public Works		Library and Education		Balance December 31, 1991	37,999.13
HEALTH and WELFARE		Conservation		TAX TITLE LIENS OUTSTANDING	
Health Services Except Environmental	1,610.00	All Other		Balance January 1, 1991	6,089.27
Welfare-Public Assistance	2,460.00			Transfer From Taxes	120,241.67
Hospital, Clinics, First Aid				Redeemed in 1991	
Animal, Insect, & Rodent Control	100.00			Cancelled, Abated or Adjusted (1991)	
Other Welfare Services				Transfers to Foreclosed Property	
RECREATION and CONSERVATION				Balance December 31, 1991	126,330.94
Beaches and Boardwalks				PROPERTY ACQUIRED BY DEED OR FORECLOSURE	
Parks, Playgrounds, Shade Trees	2,100.00			Balance January 1, 1991	3,600.00
Land Reclamation & Conservation				Transfers From Taxes or Liens	
Other Recreational Services				Sale for Cash (1991)	
EDUCATION (excluding schools)				Cancelled, Abated or Adjusted (1991)	
Libraries				Balance December 31, 1991	3,600.00
Other Educational Services				CURRENT FINANCES DECEMBER 31, 1991	
STATUTORY EXPENDITURES				ASSETS	
Pensions & F. I. C. A.	56,400.00			Cash Dec. 31, 1991	951,781.10
Employee Fringe Benefits	61,500.00			Taxes Receivable	289,435.69
Other Statutory Expenditures				Tax Title Liens	126,330.94
CETA And Other Public Employment Programs				Foreclosed Property	3,600.00
MUNICIPAL FUNCTIONS TOTAL	983,138.66			Emergencies & Other Deferred Charges	135,440.00
CAPITAL IMPROVEMENTS *MEMO*	20,000.00			State and Federal Aid Receivable	84,323.41
DEBT SERVICE				Other Receivables	101,360.42
Principal Payments				Total	1,692,271.56
Interest Payments	18,901.08			LIABILITIES, RESERVES, AND SURPLUS	
DEFERRED CHARGES	84,832.38			Cash Liabilities	648,713.80
SCHOOL, COUNTY, SPECIAL DISTRICT TAXES	1,775,799.89			Reserves for Receivables	520,727.05
RESERVE FOR UNCOLLECTED TAXES	281,640.00			Surplus Dec. 31, 1991	522,830.71
EXPENDITURES TOTAL	3,144,362.01			Total	1,692,271.56

0340
 Population 1980 3,031
 Population 1990 3,843
 S & P Rating
 Moody Rating

General Tax Rate Per \$100. .89
 State Equalized Tax Rate .85

WRIGHTSTOWN BORO. - BURLINGTON CO.
 Form of Government
 Borough Council
 Number of Members - 6

PER CAPITA:
 Gross Debt 102.81
 Net Debt 58.07
 Debt Service 7.26
 Total Tax Levy 92.04
 Municipal Expenditures 170.14

PER CENT:
 Gross Debt 1.90
 Net Debt 1.08
 Tax Levy Collected 94.46
 Tax Levy Cancelled, Abated or Adjusted .14

EXPENDITURES		REVENUES-REALIZED		1991 PROPERTY TAX	
GENERAL GOVERNMENT				STATE EQUALIZED TAX RATE	
Governing Body & Public Boards		1991 Property Taxes Collected	209,070.05	Local District School Taxes	
Municipal Clerk		1991 Payments in Lieu of Taxes		Regional & Consolidated School Tax	.82 211,760.33
Financial Administration	156,479.57	Delinquent Tax & Lien Collections	50,533.36	School Taxes in Municipal Budget	
Assessment of Taxes	7,100.00	Business Personalty Replacement Taxes	17,947.16	County Taxes	.51 132,379.57
Collection of Taxes	4,700.00	Taxes from Public Utilities	64,821.00	County Library Taxes	.03 8,098.44
Planning, Housing & Development	29,200.00	Other Miscellaneous Tax Revenues		Local Municipal Purpose Taxes	
Human Resources	5,140.00	State Aid Revenues	436,879.66	Veteran & Senior Citizen Taxes	2,650.00
Elections		Federal Aid Revenues		Total Taxes for Rate Computation	.85 354,888.34
General Administration (other)	151,713.70	State and Local Fiscal Assistance Act Utilized		Special District Taxes	
JUDICIARY		Sale of Acquired Property		Bank Corp. Taxes	
Municipal Courts		Other Miscellaneous Revenues	119,978.20	Added and Omitted Taxes	1,481.49
PUBLIC SAFETY		Total	899,229.43	Total Taxes Levied - ABSTRACT	353,719.83
Fire Protection	17,709.50	Prior Years Surplus Appropriated	65,650.00	Total Taxes Billed	221,342.41
Police Protection	51,100.00	REVENUES TOTAL	964,879.43	1991 TAXES COLLECTED	209,070.05
Civil Defense & Disaster Control		Reserve For Uncollected Taxes	62,535.00	1991 Taxes Cancelled, Abated or Adjusted	316.68
Environmental Inspection & Control	7,200.00	CAPITAL OUTLAY TOTAL	14,758.42	Transfer to Tax Title Liens or Foreclosed	1,308.18
Other Public Safety				Balance Outstanding Dec. 31, 1991	10,647.50
PUBLIC WORKS				PRIOR YEARS TAXES OUTSTANDING	
Streets and Drainage	59,800.00	Public Enterprises		Balance January 1, 1991	49,440.37
Sewers and Sewage Processing		Recreation-Culture		Collected in 1991	46,685.61
Garbage and Trash Disposal	28,000.00	Public Works		Cancelled, Abated or Adjusted 1991	48.64
Public Buildings and Grounds	19,266.50	Buildings and Grounds	8,005.45	Transfers to Tax Title Liens or Foreclosed	129.17
Other Public Works		Library and Education	6,752.97	Balance December 31, 1991	2,576.95
HEALTH and WELFARE		Conservation		TAX TITLE LIENS OUTSTANDING	
Health Services Except Environmental	800.00	All Other		Balance January 1, 1991	14,681.02
Welfare-Public Assistance	3,533.00			Transfer From Taxes	1,437.35
Hospital, Clinics, First Aid				Redeemed in 1991	3,847.75
Animal, Insect, & Rodent Control				Cancelled, Abated or Adjusted (1991)	
Other Welfare Services				Transfers to Foreclosed Property	
RECREATION and CONSERVATION				Balance December 31, 1991	12,270.62
Beaches and Boardwalks				PROPERTY ACQUIRED BY DEED OR	
Parks, Playgrounds, Shade Trees				FORECLOSURE	
Land Reclamation & Conservation	1,056.00			Balance January 1, 1991	1,000.00
Other Recreational Services	500.00			Transfers From Taxes or Liens	
EDUCATION (excluding schools)				Sole for Cash (1991)	
Libraries				Cancelled, Abated or Adjusted (1991)	
Other Educational Services				Balance December 31, 1991	1,000.00
STATUTORY EXPENDITURES				CURRENT FINANCES DECEMBER 31, 1991	
Pensions & F. L. C. A.	9,656.23			ASSETS	
Employee Fringe Benefits	50.00			Cash Dec. 31, 1991	462,566.83
Other Statutory Expenditures	750.00			Taxes Receivable	13,224.45
CETA And Other Public Employment Programs				Tax Title Liens	12,270.62
MUNICIPAL FUNCTIONS TOTAL	553,754.50			Foreclosed Property	1,000.00
CAPITAL IMPROVEMENTS *MEMO*	13,500.00			Emergencies & Other Deferred Charges	2,744.00
DEBT SERVICE				State and Federal Aid Receivable	1,054.00
Principal Payments	25,125.00			Other Receivables	5,390.41
Interest Payments	1,774.17			Total	498,250.31
DEFERRED CHARGES	9,666.00			LIABILITIES, RESERVES, AND SURPLUS	
SCHOOL, COUNTY, SPECIAL DISTRICT TAXES	352,238.34			Cash Liabilities	208,997.31
RESERVE FOR UNCOLLECTED TAXES	62,535.00			Reserves for Receivables	31,885.48
EXPENDITURES TOTAL	1,006,093.01			Surplus Dec. 31, 1991	257,367.52
				Total	498,250.31

0270
Population 1980 15,500
Population 1990 15,372
S & P Rating AA
Moody Rating AA

General Tax Rate Per \$100. 2.31
State Equalized Tax Rate 1.56

WYCKOFF TOWNSHIP - BERGEN COUNTY
Form of Government
Township Committee
Number of Members - 5

PER CAPITA:
Gross Debt 209.20
Net Debt 140.78
Debt Service 26.05
Total Tax Levy 1,868.00
Municipal Expenditures 661.10

PER CENT:
Gross Debt .18
Net Debt .12
Tax Levy Collected 98.19
Tax Levy Cancelled, Abated or Adjusted

EXPENDITURES		REVENUES-REALIZED		1991 PROPERTY TAX	
GENERAL GOVERNMENT		1991 Property Taxes Collected		STATE EQUALIZED TAX RATE	
Governing Body & Public Boards		28,195,788.33		Local District School Taxes .70	
Municipal Clerk				Regional & Cansolidated School Tax .32	
Financial Administration	69,693.13	1991 Payments in Lieu of Taxes		School Taxes in Municipal Budget	
Assessment of Taxes	85,711.00	Delinquent Tax & Lien Collections		County Taxes .24	
Collection of Taxes	23,703.96	Business Personal Replacement Taxes		County Library Taxes	
Planning, Housing & Development	71,674.98	Taxes from Public Utilities		Local Municipal Purpose Taxes .29	
Human Resources	102,938.50	Other Miscellaneous Tax Revenues		Veteran & Senior Citizen Taxes	
Elections	3,200.00	State Aid Revenues		Total Taxes for Rate Computation 1.55	
General Administration (other)	1,173,732.00	Federal Aid Revenues		Special District Taxes	
JUDICIARY		State and Local Fiscal Assistance Act Utilized		Bank Corp. Taxes	
Municipal Courts	80,870.32	Sale of Acquired Property		Added and Omitted Taxes	
PUBLIC SAFETY		Other Miscellaneous Revenues		Total Taxes Levied - ABSTRACT	
Fire Protection	126,826.90	Total		Total Taxes Billed	
Police Protection	1,466,777.70	Prior Years Surplus Appropriated		1991 TAXES COLLECTED	
Civil Defense & Disaster Control	1,425.00	REVENUES		1991 Taxes Cancelled, Abated or Adjusted	
Environmental Inspection & Control	166,444.00	Reserve For Uncollected Taxes		Transfer to Tax Title Liens or Foreclosed	
Other Public Safety		CAPITAL OUTLAY		Balance Outstanding Dec. 31, 1991	
PUBLIC WORKS		TOTAL		PRIOR YEARS TAXES OUTSTANDING	
Streets and Drainage	869,095.00	Public Enterprises		Balance January 1, 1991	
Sewers and Sewage Processing	20,726.68	Recreation-Culture		Collected in 1991	
Garbage and Trash Disposal	1,526,955.73	Public Works		Cancelled, Abated or Adjusted 1991	
Public Buildings and Grounds	146,785.00	Buildings and Grounds		Transfers to Tax Title Liens or Foreclosed	
Other Public Works	100,000.00	Library and Education		Balance December 31, 1991	
HEALTH and WELFARE		Conservation		TAX TITLE LIENS OUTSTANDING	
Health Services Except Environmental	60,610.00	All Other		Balance January 1, 1991	
Welfare-Public Assistance	5,800.00	CAPITAL DEBT AUTHORIZED, DECEMBER 31, 1991		Transfer From Taxes	
Hospital, Clinics, First Aid		ISSUED AND UNISSUED		Redeemed in 1991	
Animal, Insect, & Rodent Control	2,300.00	GROSS DEBT		Cancelled, Abated or Adjusted (1991)	
Other Welfare Services		NET DEBT		Transfers to Foreclosed Property	
RECREATION and CONSERVATION		SCHOOL		Balance December 31, 1991	
Beaches and Boardwalks		Self-Liquidating		PROPERTY ACQUIRED BY DEED OR	
Parks, Playgrounds, Shade Trees	15,200.00	Other		FORECLOSURE	
Land Reclamation & Conservation	254,892.34	Total		Balance January 1, 1991	
Other Recreational Services	547,219.00	ISSUED AND OUTSTANDING		Transfers From Taxes or Liens	
EDUCATION (excluding schools)		SCHOOL		Sale for Cash (1991)	
Libraries	512,748.00	Self-Liquidating		Cancelled, Abated or Adjusted (1991)	
Other Educational Services		Other		Balance December 31, 1991	
STATUTORY EXPENDITURES		Total		CURRENT FINANCES DECEMBER 31, 1991	
Pensions & F. I. C. A.	513,276.99	EQUALIZED VALUATION BASIS		ASSETS	
Employee Fringe Benefits		FOR NET DEBT COMPUTATION		Cash Dec. 31, 1991	
Other Statutory Expenditures	100.00	REAL PROPERTY VALUATIONS		Taxes Receivable	
CETA And Other Public Employment Programs		Code Class # of Parcels % VAL'N		Tax Title Liens	
MUNICIPAL FUNCTIONS		ASSESSED VALUATION		Foreclosed Property	
CAPITAL IMPROVEMENTS	102,500.00	1 Vacant Land 193 1.26		Emergencies & Other Deferred Charges	
DEBT SERVICE		2 Residential 5142 91.07		State and Federal Aid Receivable	
Principal Payments	140,000.00	3 Farm 17 .32		Other Receivables	
Interest Payments	260,430.00	4a Commercial 152 5.65		Total	
DEFERRED CHARGES		4b Industrial 13 1.61		LIABILITIES, RESERVES, AND SURPLUS	
SCHOOL, COUNTY, SPECIAL DISTRICT TAXES	23,209,441.03	4c Apartments 2 .07		Cash Liabilities	
RESERVE FOR UNCOLLECTED TAXES	1,615,933.28	Total 5529		Reserves for Receivables	
EXPENDITURES		Land Area 6.70 Sq. Miles		Surplus Dec. 31, 1991	
TOTAL	33,370,830.80	Net Valuation Taxable-Municipal		Total	
		Net Valuation Taxable-County			
		State Equalized Valuation			
		State Equalization Ratio			

MUNICIPALITIES OPERATING UNDER SPECIAL STATUTORY FORMS OF GOVERNMENT
OPTIONAL MUNICIPAL CHARTER LAW 1950

COMMISSION FORM (1911)

Allenhurst Boro.
 Audubon Boro.
 Avon-By-The-Sea
 Bass River Twp.
 Beach Haven Boro.
 Belleville Twp.
 Belmar Boro.
 Bordentown City
 Bradley Beach Boro.
 Brigantine City
 Cape May Point Boro.
 Collingswood Boro.
 Deal Boro.
 Haddon Twp.
 Haddonfield Boro.
 Harvey Cedars Boro.
 Hawthorne Boro.
 Long Beach Twp.
 Longport Boro.
 Lyndhurst Twp.
 Margate City, City
 Millville City
 Monmouth Beach Boro.
 Mount Ephraim Boro.
 North Bergen Twp.
 Nutley Twp.
 Pine Valley Boro.
 Ridgely Park Village
 Sea Isle City, City
 Tavistock Boro.
 Union City, City
 Ventnor City, City
 West Cape May Boro.
 West New York Town
 West Wildwood Boro.
 Wildwood Crest Boro.

MAYOR-COUNCIL

Plan A
 Bridgeton City
 Long Branch City
 Vineland City

Plan B
 Avalon Boro.
 Brick Twp.
 Camden City
 Cherry Hill Twp.
 Gloucester Twp.
 Lodi Boro.
 Mahwah Twp.
 Passaic City
 Perth Amboy City
 Saddle Brook Twp.
 Spotswood Boro.

MAYOR-COUNCIL (cont.)

Tinton Falls Boro.
 West Orange Twp.

Plan C
 Bayonne City
 Jersey City, City
 Newark City
 Trenton City

Plan D
 Atlantic City, City
 Berkeley Twp.
 Delran Twp.
 Hoboken City
 Irvington Twp.
 Ocean City, City
 Orange City, Twp.
 Paterson City
 South Amboy City
 Wildwood City

Plan E
 Bridgewater Twp.
 Burlington Twp.
 East Brunswick Twp.
 Edison Twp.
 Hamilton Twp. (Mer.)
 Jefferson Twp.
 Marlboro Twp.
 Mine Hill Twp.
 Mount Olive Twp.
 New Brunswick City
 North Plainfield Boro.
 Parsippany-Troy Hills Twp.
 River Vale Twp.
 Washington Twp. (Bergen)
 Washington Twp. (Glou.)

Plan F
 Clark Twp.
 Denville Twp.
 Elizabeth City
 Florence Twp.
 Lincoln Park Boro.
 Monroe Twp. (Glou.)
 Monroe Twp. (Midd.)
 Morristown Town
 Mullica Twp.
 Old Bridge Twp.
 Piscataway Twp.
 Rahway City
 Rockaway Twp.
 Wayne Twp.
 Woodbridge Twp.

SMALL MUNICIPALITY

Plan A
 Berlin Twp.
 Island Heights Boro.
 Stafford Twp.

Plan C
 Allamuchy Twp.
 Chester Twp.
 Clinton Twp.
 Fairfield Twp. (Essex)
 Greenwich Twp. (Glou.)
 Highlands Boro.
 Lambertville City
 Logan Twp.
 Lopatcong Twp.
 West Paterson Twp.

Plan D
 Estell Manor

COUNCIL-MANAGER

Plan A
 Mounty Holly Twp.
 Ocean Twp. (Mon.)

Plan B
 Byram Twp.
 Cedar Grove Twp.
 Evesham Twp.
 Keansburg Boro.
 Newton Town
 Phillipsburg Town
 Ridgewood Village
 Sparta Twp.
 Teaneck Twp.
 Verona Twp.

Plan C
 Montclair Twp.
 Weehawken Twp.

Plan D
 Franklin Twp. (Som.)
 West Milford Twp.

Plan E
 Aberdeen Twp.
 Deptford Twp.
 East Windsor Twp.
 Eastampton Twp.
 Fair Lawn Boro.
 Galloway Twp.
 Lawrence Twp. (Mer.)
 Livingston Twp.
 Lower Twp.

COUNCIL-MANAGER (cont.)

Maple Shade Twp.
 Medford Twp.
 Moorestown Twp.
 Mount Laurel Twp.
 Mountain Lake Boro.
 Pequannock Twp.
 Randolph Twp.
 Ringwood Twp.
 Scotch Plains Twp.
 Washington Boro.
 Washington Twp. (Glou.)
 Willingboro Twp.

Plan F
 Roxbury Twp.

COUNCIL-MANAGER ACT OF 1923

Asbury Park City
 Cape May City
 Clifton City
 Garfield City
 Hackensack City
 Medford Lakes Boro.
 Teaneck Twp.
 Teterboro Boro.

SPECIAL CHARTER (Pre-1950)

Beverly City (1857)
 Burlington City (1851)
 Corbin City, City (1922)
 Egg Harbor City (1858)
 Gloucester City, City (1868)
 Hammonton Town (1866)
 Salem City (1858)
 Woodbury City (1870)

SPECIAL CHARTER (Post-1950)

*Bloomfield Twp. (1955)
 *Englewood City (1970)
 Hackettstown Town (1970)
 Hardyston Twp. (1985)
 Middletown Twp. (1971)
 *Montville Twp. (1974)
 Plainfield City (1968)
 South Orange Village Twp. (1977)
 Westfield Town (1967)

MAYOR-COUNCIL-ADMINISTRATION

North Brunswick Twp.

* Charter Study (Faulkner Act)

TABLE I
POPULATION CLASSIFICATIONS OF NEW JERSEY COUNTIES AND CITIES
(BASED UPON THE 1980 OFFICIAL CENSUS)

Counties (N.J.S. 40A:6-1)

1st Class	Excess of 550,000 = Population density exceeding 3,000 per square mile Essex, Bergen, Hudson
2nd Class	All others exceeding 200,000 = Not bordering on the Atlantic Ocean = Burlington, Gloucester, Morris, Union, Passaic, Camden, Middlesex, Mercer, Somerset
3rd Class	50,000 - 200,000 = Not bordering on the Atlantic Ocean = Hunterdon, Salem, Cumberland, Sussex, Warren
4th Class	Less than 50,000 = Not bordering on Atlantic Ocean = None
5th Class	Bordering on the Atlantic Ocean, exceeding 100,000 = Monmouth, Atlantic, Ocean
6th Class	Bordering on the Atlantic Ocean, less than 100,000 = Cape May

Cities (R.S. 40:167-2)

1st Class	Exceeding 150,000 = Newark and Jersey City
2nd Class	12,000 - 150,000
3rd Class	All those not in 1st or 2nd class, except cities bordering upon Atlantic Ocean which are seaside or summer resorts.
4th Class	All cities bordering upon the Atlantic Ocean which are seaside or summer resorts.

TABLE 2

LOCAL UNITS RANKED BY POPULATION - 1991 ESTIMATES

COUNTY	POPULATION	MUNICIPALITY	POPULATION	MUNICIPALITY	POPULATION
Essex	778,206	Irvington Twp.	61,018	Orange City Twp.	29,925
Bergen	825,380	Bayonne City	61,444	Pemberton Twp.	31,342
Middlesex	671,780	Old Bridge Twp.	56,475	Mount Laurel Twp.	30,270
Monmouth	553,124	Vineland City	54,780	Fair Lawn Boro.	30,548
Hudson	553,099	Union City, City	58,012	Bridgewater Twp.	32,509
Camden	502,824	Passaic City	58,041	Westfield Town	28,870
Union	493,819	Gloucester Twp.	53,797	Neptune Twp.	28,148
Passaic	453,060	Union Twp.	50,024	Long Branch City	28,658
Ocean	433,203	Wayne Twp.	47,025	Nutley Twp.	27,099
Morris	421,353	Parsippany-Troy Hills Twp.	48,478	Manalapan Twp.	26,716
Burlington	395,066	Bloomfield Twp.	45,061	Livingston Twp.	26,609
Mercer	325,824	North Bergen Twp.	48,414	Marlboro Twp.	27,974
Somerset	240,279	Plainfield City	46,567	Winslow Twp.	30,087
Gloucester	230,082	East Brunswick Twp.	43,548	North Brunswick Twp.	31,287
Atlantic	224,327	Piscataway Twp.	47,089	Rahway City	25,325
Cumberland	138,053	Hoboken City	33,397	West Milford Twp.	25,430
Sussex	130,943	West Orange Twp.	39,103	Lawrence Twp. (Mercer)	25,787
Hunterdon	107,776	Lakewood Twp.	45,048	Millville City	25,992
Cape May	95,089	Franklin Twp. (Somerset)	42,780	Garfield City	26,727
Warren	91,607	New Brunswick City	41,711	Paramus Boro.	25,067
Salem	65,294	West New York Town	38,125	South Brunswick Twp.	25,792
Total	7,730,188	Willingboro Twp.	36,291	Hillsborough Twp.	28,808
		Montclair Twp.	37,729	Deptford Twp.	24,137
		Linden City	36,701	Bergenfield Boro.	24,458
		Teaneck Twp.	37,825	Ocean Twp. (Monmouth)	25,058
Newark City	275,221	Washington Twp. (Gloucester)	41,960	Ridgewood Village	24,152
Jersey City City	228,537	Perth Amboy City	41,967	Monroe Twp. (Gloucester)	26,703
Paterson City	140,891	Howell Twp.	38,987	East Windsor Twp.	22,353
Elizabeth City	110,002	Hackensack City	37,049	Cranford Twp.	22,633
Woodbridge Twp.	93,086	Belleville Twp.	34,213	Egg Harbor Twp.	24,544
Trenton City	88,675	Ewing Twp.	34,185	Englewood City	24,850
Hamilton Twp. (Mercer)	86,553	Sayreville Boro.	34,986	Freehold Twp.	24,710
Edison Twp.	88,680	Berkeley Twp.	37,319	Hazlet Twp.	21,976
Camden City	87,492	Atlantic City, City	37,986	Maplewood Twp.	21,652
East Orange City	73,552	Manchester Twp.	35,976	Lodi Boro.	22,355
Clifton City	71,742	Pennsauken Twp.	34,738	Monroe Twp. (Middlesex)	22,255
Cherry Hill Twp.	69,348	Kearny Town	34,874	Voorhees Twp.	24,559
Dover Twp.	76,371	Fort Lee Boro.	31,997	Scotch Plains Twp.	21,160
Middletown Twp.	68,183	Evesham Twp.	35,309	Galloway Twp.	23,330
Brick Twp.	66,473	Jackson Twp.	33,233	Hillside Twp.	21,044

1991 TABLE 2 (Continued)

COUNTY	POPULATION	MUNICIPALITY	POPULATION	MUNICIPALITY	POPULATION
Medford Twp.	20,526	Haddon Twp.	14,837	Highland Park Boro.	13,279
Summit City	19,757	New Hanover Twp.	9,546	Oakland Boro.	11,997
South Plainfield Boro.	20,489	Ocean City City	15,512	Berkeley Heights Twp.	11,980
Lower Twp.	20,495	Cinnaminson Twp.	14,583	Weehawken Twp.	12,385
Vernon Twp.	20,820	Wyckoff Twp.	15,372	Readington Twp.	13,400
Roselle Boro.	20,314	Madison Boro.	15,850	Little Egg Harbor Twp.	13,333
Lacey Twp.	22,141	Secaucus Town	14,061	Hammonton Town	12,208
Cliffside Park Boro.	20,393	Collingswood Boro.	15,289	Princeton Boro.	12,016
Wall Twp.	20,244	Glassboro Boro.	15,614	Cedar Grove Twp.	12,053
Rockaway Twp.	19,572	Washington Twp. (Morris)	15,592	Little Falls Twp.	11,294
Roxbury Twp.	20,429	Pleasantville City	16,027	Haddonfield Boro.	11,628
Lyndhurst Twp.	18,262	Hopatcong Boro.	15,586	New Providence Boro.	11,439
Morris Twp.	19,952	Sparta Twp.	15,157	Tinton Falls Boro.	12,361
Maple Shade Twp.	19,211	Princeton Twp.	13,198	Ridgefield Park Village	12,454
Randolph Twp.	19,974	Franklin Twp. (Gloucester)	14,482	Hanover Twp.	11,538
Millburn Twp.	18,630	Delran Twp.	13,178	Harrison Town	13,425
Carteret Boro.	19,025	Verona Twp.	13,597	Burlington Twp.	12,454
Mount Olive Twp.	21,282	Middle Twp.	14,771	West Paterson Boro.	10,982
Aberdeen Twp.	17,038	Springfield Twp. (Union)	13,420	Holmdel Twp.	11,532
Bernards Twp.	17,199	Hamilton Twp. (Atlantic)	16,012	Hasbrouck Heights Boro.	11,488
Bridgeton City	18,942	Denville Twp.	13,812	Hopewell Twp. (Mercer)	11,590
Hawthorne Boro.	17,084	Dover Town	15,115	West Caldwell Twp.	10,422
Lindenwold Boro.	18,734	Pennsville Twp.	13,794	Red Bank Boro.	10,636
West Deptford Twp.	19,380	Saddle Brook Twp.	13,296	Barnegat Twp.	12,235
Point Pleasant Boro.	18,177	Eatontown Boro.	13,800	Pompton Lakes Boro.	10,539
Rutherford Boro.	17,790	Raritan Twp.	15,616	Ventnor City	11,005
Elmwood Park Boro.	17,623	West Windsor Twp.	16,021	Lincoln Park Boro.	10,978
Dumont Boro.	17,187	Ringwood Boro.	12,623	Somerville Boro.	11,632
North Plainfield Boro.	18,820	Bellmawr Boro.	12,603	Totowa Boro.	10,177
Jefferson Twp.	17,825	Stafford Twp.	13,325	Glen Rock Boro.	10,883
Morristown Town	16,189	Palisades Park Boro.	14,536	Westwood Boro.	10,446
Mahwah Twp.	17,905	South River Boro.	13,692	Mount Holly Twp.	10,639
South Orange Village Twp.	16,390	Plainsboro Twp.	14,213	Keansburg Boro.	11,069
Clark Twp.	14,629	Pequannock Twp.	12,844	Wanaque Boro.	9,711
Moorestown Twp.	16,116	Ramsey Boro.	13,228	Brigantine City	11,354
New Milford Boro.	15,935	Middlesex Boro.	13,055	Somers Point City	11,216
Asbury Park City	15,990	Gloucester City City	12,649	Waterford Twp.	10,940
Montville Twp.	15,600	Roselle Park Boro.	12,805	Warren Twp.	10,830
Phillipsburg Town	15,757	Tenafly Boro.	13,326	Freehold Boro.	10,742
North Arlington Boro.	13,790	Metuchen Boro.	12,804	Manville Boro.	10,567

1991 TABLE 2 (Continued)

COUNTY	POPULATION	MUNICIPALITY	POPULATION	MUNICIPALITY	POPULATION
River Edge Boro.	10,603	Park Ridge Boro.	8,102	Milltown Boro.	6,968
Woodbury City	10,904	Fairfield Twp. (Essex)	7,615	Mountainside Boro.	6,657
East Hanover Twp.	9,926	Boonton Town	8,343	Midland Park Boro.	7,047
Clinton Twp.	10,816	Oradell Boro.	8,024	North Caldwell Twp.	6,706
Mantua Twp.	10,074	Pittsgrove Twp.	8,121	Salem City	6,883
Burlington City	9,835	Haddon Heights Boro.	7,860	Haledon Boro.	6,951
Florham Park Boro.	8,521	Chatham Boro.	8,007	Rockaway Boro.	6,243
Hillsdale Boro.	9,750	Bloomington Boro.	7,530	Washington Boro.	6,474
Waldwick Boro.	9,757	Leonia Boro.	8,365	Paulsboro Boro.	6,577
Fairview Boro.	10,733	Kenilworth Boro.	7,574	Mansfield Twp. (Warren)	7,154
Wallington Boro.	10,828	Byram Twp.	8,048	Linwood City	6,866
Washington Twp. (Bergen)	9,245	Absecon City	7,298	Bernardsville Boro.	6,597
Franklin Lakes Boro.	9,873	Closter Boro.	8,094	Union Beach Boro.	6,156
Branchburg Twp.	10,888	East Rutherford Boro.	7,902	Bedminster Twp.	7,086
Little Ferry Boro.	9,989	West Long Branch Boro.	7,690	Maurice River Twp.	6,648
Ridgefield Boro.	9,996	Wood-Ridge Twp.	7,506	Oceanport Boro.	6,146
Maywood Boro.	9,473	Stratford Boro.	7,614	Belmar Boro.	5,877
Florence Twp.	10,266	Bogota Boro.	7,824	Dunellen Boro.	6,528
River Vale Twp.	9,410	Glen Ridge Boro. Twp.	7,076	Washington Twp. (Mercer)	5,815
Upper Twp.	10,681	Riverside Twp	7,974	Carlstadt Boro.	5,510
Pitman Boro.	9,365	Bordentown Twp.	7,683	Allendale Boro.	5,900
Southampton Twp.	10,202	Upper Saddle River Boro.	7,198	Fairfield Twp. (Cumberland)	5,699
Chatham Twp.	9,361	Passaic Twp.	7,826	Berlin Boro.	5,672
Audubon Boro.	9,205	Northfield City	7,305	Morris Plains Boro.	5,219
Runnemede Boro.	9,042	South Amboy City	7,863	Cape May City	4,668
Montgomery Twp.	9,612	Newton Town	7,521	Clayton Boro.	6,155
North Hanover Twp.	9,994	Caldwell Boro. Twp.	7,549	Clementon Boro.	5,601
Pine Hill Boro.	9,854	Buena Vista Twp.	7,655	Somerdale Boro.	5,440
Edgewater Park Twp.	8,388	Fanwood Boro.	7,115	Raritan Boro.	5,798
Hackettstown Town	8,120	Emerson Boro.	6,930	Chester Twp.	5,958
Bound Brook Boro.	9,487	Cresskill Boro.	7,558	Berlin Twp.	5,672
Margate City City	8,431	Keyport Boro.	7,586	Englewood Cliffs Boro.	5,634
Carneys Point Twp.	8,443	Montvale Boro.	6,946	Little Silver Boro.	5,721
Wantage Twp.	9,487	Barrington Boro.	6,774	Lumberton Twp.	6,705
Spotswoods Boro.	7,983	Palmyra Boro.	7,056	Lebanon Twp.	5,679
Matawan Boro.	9,270	Butler Boro.	7,392	Point Pleasant Beach Boro.	5,112
Beachwood Boro.	9,324	Tabernacle Twp.	7,360	Fair Haven Boro.	5,270
Kinnelon Boro.	8,470	Rumson Boro.	6,701	Wharton Boro.	5,405
Its Neck Twp.	8,559	Guttenberg Town	8,268	Roseland Boro.	4,847
North Haledon Boro.	7,987	Upper Deerfield Twp.	6,927	Woodcliff Lake Boro.	5,303

1991 TABLE 2 (Continued)

<u>COUNTY</u>	<u>POPULATION</u>	<u>MUNICIPALITY</u>	<u>POPULATION</u>	<u>MUNICIPALITY</u>	<u>POPULATION</u>
Westampton Twp.	6,004	Franklin Boro.	4,977	Elk Twp.	3,806
Spring Lake Heights Boro.	5,341	Garwood Boro.	4,227	Woodbury Heights Boro.	3,392
Mullica Twp.	5,896	Green Brook Twp.	4,460	National Park Boro.	3,413
Frankford Twp.	5,114	Mendham Twp.	4,537	Mine Hill Twp.	3,333
Plumsted Twp.	6,005	Holland Twp.	4,892	Haworth Boro.	3,384
Shamong Twp.	5,765	Brielle Boro.	4,406	Boonton Twp.	3,566
Blairstown Twp.	5,331	Harrington Park Boro.	4,623	Netcong Boro.	3,311
Manasquan Boro.	5,369	Westville Boro.	4,573	Upper Pittsgrove Twp.	3,140
Greenwich Twp. (Gloucester)	5,102	Tewksbury Twp.	4,803	Woodstown Boro.	3,154
Watchung Boro.	5,110	Old Tappan Boro.	4,254	Bethlehem Twp.	3,104
Rochelle Park Twp.	5,587	Hopewell Twp. (Cumberland)	4,215	Wrightstown Boro.	3,843
Penns Grove Boro.	5,228	Spring Lake Boro.	3,499	Alexandria Twp.	3,594
Commercial Twp.	5,026	Bordentown City	4,341	Allamuchy Twp.	3,484
Mendham Boro.	4,890	Ocean Twp. (Ocean)	5,416	Hainesport Twp.	3,249
Highlands Boro.	4,849	Stillwater Twp.	4,253	Independence Twp.	3,940
Neptune City Boro.	4,997	Oaklyn Boro.	4,430	White Twp.	3,603
Dennis Twp.	5,574	Harrison Twp.	4,715	Shrewsbury Boro.	3,096
Andover Twp.	700	Flemington Boro.	4,047	Upper Freehold Twp.	3,277
Prospect Park Boro.	5,053	Union Twp. (Hunterdon)	5,078	Lakehurst Boro.	3,078
Atlantic Highlands Boro.	4,629	Mountain Lakes Boro.	3,847	Saddle River Boro.	2,950
Medford Lakes Boro.	4,462	Wildwood Crest Boro.	3,631	Lawnside Boro.	2,841
Wildwood City	4,484	Mount Arlington Boro.	3,630	Pilesgrove Twp.	3,250
Millstone Twp. (Monmouth)	450	Eastampton Twp.	4,962	Quinton Twp.	2,511
North Wildwood City	5,017	Ho-Ho-Kus Boro.	3,935	Kingwood Twp.	3,325
Magnolia Boro.	4,861	South Bound Brook Boro.	4,185	Sea Isle City City	2,692
Hightstown Boro.	5,126	Delaware Twp.	4,512	Riverton Boro.	2,775
Washington Twp. (Warren)	5,367	Logan Twp.	5,147	Tuckerton Boro.	3,048
Jamesburg Boro.	5,294	Merchantville Boro.	4,095	Springfield Twp. (Burlington)	3,028
East Greenwich Twp.	5,258	South Toms River Boro.	3,869	Deerfield Twp.	2,933
Northvale Boro.	4,563	Mansfield Twp. (Burlington)	3,874	Alloway Twp.	2,795
Lopatcong Twp.	5,052	East Amwell Twp.	4,332	Beverly City	2,973
Demarest Boro.	4,800	Lambertville City	3,927	Moonachie Boro.	2,817
Mount Ephraim Boro.	4,517	Long Beach Twp.	3,407	Green Twp.	2,709
Bradley Beach Boro.	4,475	Buena Boro.	4,441	Montague Twp.	2,832
Edgewater Boro.	5,001	Pohatcong Twp.	3,591	Woodbine Boro.	2,678
Hardyston Twp.	5,275	Monmouth Beach Boro.	3,303	Gibbsboro Boro.	2,383
Chesterfield Twp.	5,152	Delanco Twp.	3,316	Ogdensburg Boro.	2,722
Hampton Twp.	4,438	Harding Twp.	3,640	Harmony Twp.	2,653
Egg Harbor City	4,583	Stanhope Boro.	3,393	Sea Girt Boro.	2,099
Norwood Boro.	4,858	High Bridge Boro.	3,886	Woodlynne Boro.	2,547

1991 TABLE 2 (Continued)

COUNTY	POPULATION	MUNICIPALITY	POPULATION	MUNICIPALITY	POPULATION
Alpha Boro.	2,530	Mannington Twp.	1,693	Lebanon Boro.	1,036
Belvidere Town	2,669	Winfield Twp.	1,576	Eagleswood Twp.	1,476
Fredon Twp.	2,763	East Newark Boro.	2,157	Victory Gardens Boro.	1,314
Franklin Twp. (Warren)	2,404	Frelinghuysen Twp.	1,779	Califon Boro.	1,073
Knowlton Twp.	2,543	Oxford Twp.	1,790	Greenwich Twp. (Cumberland)	911
Riverdale Boro.	2,370	Alpine Boro.	1,716	Interlaken Boro.	910
Franklin Twp. (Hunterdon)	2,851	Hampton Boro.	1,515	Port Republic City	992
Sussex Boro.	2,201	Chesilhurst Boro.	1,526	Roosevelt Boro.	884
Lawrence Twp. (Cumberland)	2,433	Hope Twp.	1,719	Allenhurst Boro.	759
Avalon Boro.	1,809	Glen Gardner Boro.	1,665	Andover Boro.	700
Pennington Boro.	2,537	Surf City Boro.	1,375	Branchville Boro.	851
Essex Fells Twp.	2,139	Lower Alloways Creek Twp.	1,858	Bloomsbury Boro.	890
Cranbury Twp.	2,500	Island Heights Boro.	1,470	Washington Twp. (Burlington)	805
Laurel Springs Boro.	2,341	South Belmar Boro.	1,482	Rocky Hill Boro.	693
Wenonah Boro.	2,331	Sandyston Twp.	1,732	Barneget Light Boro.	675
West Amwell Twp.	2,232	Newfield Boro.	1,592	Far Hills Boro.	657
Avon-by-the-Sea Boro.	2,230	Ship Bottom Boro.	1,352	Stockton Boro.	629
Lavallette Boro.	2,220	Elmer Boro.	1,571	Shiloh Boro.	408
Hamburg Boro.	2,212	Weymouth Twp.	1,957	Fieldsboro Boro.	579
South Hackensack Twp.	2,188	Ocean Gate Boro.	2,078	Millstone Boro. (Somerset)	450
Seaside Heights Boro.	2,188	Frenchtown Boro.	1,528	Mantoloking Boro.	334
Brooklawn Boro.	2,079	Bass River Twp.	1,580	Harvey Cedars Boro.	362
Liberty Twp.	2,074	Stow Creek Twp.	1,437	West Wildwood Boro.	453
Peapack Gladstone Boro.	2,065	Chester Boro.	1,214	Loch Arbour Village	380
Hopewell Boro.	2,055	Farmingdale Boro.	1,462	Cape May Point Boro.	248
Woodland Twp.	2,037	Milford Boro.	1,273	Corbin City City	412
Swedesboro Boro.	2,037	Woolwich Twp.	1,459	Rockleigh Boro.	270
Downe Twp.	2,003	Stone Harbor Boro.	1,025	Walpack Twp.	67
Lafayette Twp.	1,939	Bay Head Boro.	1,226	Pine Valley Boro.	19
Folsom Boro.	1,925	Helmetta Boro.	1,211	Teterboro Boro.	22
Clinton Town	1,921	Elsinboro Twp.	1,170	Pahaquarry Twp.	20
Allentown Boro.	1,907	West Cape May Boro.	1,026	Tavistock Boro.	35
Sea Bright Boro.	1,847	Englishtown Boro.	1,268		
South Harrison Twp.	1,831	Audubon Park Boro.	1,150		
Oldsman Twp.	1,831	Longport Boro.	1,224		
Seaside Park Boro.	1,800	Hi-Nella Boro.	1,040		
Deal Boro.	1,790	Pemberton Boro.	1,367		
Greenwich Twp. (Warren)	1,778	Shrewsbury Twp.	1,098		
Pine Beach Boro.	1,771	Estell Manor City	1,404		
Beach Haven Boro.	1,765	Hardwick Twp.	1,235		

TABLE 3

SUMMARY OF CURRENT FINANCES OF ALL MUNICIPALITIES - DECEMBER 31, 1987 to 1991

(THOUSANDS OF DOLLARS)*

ASSETS AND LIABILITIES

<u>Assets</u>	<u>1987</u>	<u>1988</u>	<u>1989</u>	<u>1990</u>	<u>1991</u>
Cash	\$ 1,586,837	\$ 1,724,519	\$ 1,793,696	\$ 1,772,002	\$ 1,879,859
Taxes Receivables	259,124	310,770	392,612	462,371	483,930
Title Liens	83,299	74,150	88,947	162,483	213,186
Foreclosed Property	289,757	288,921	293,677	312,164	322,895
Other Receivables	174,105	131,772	137,131	135,502	340,488
State Aid Receivables	28,929	45,758	38,414	103,614	181,122
Emergencies and Deferred Charges	<u>86,605</u>	<u>71,216</u>	<u>100,235</u>	<u>135,315</u>	<u>189,286</u>
TOTAL	<u>\$ 2,508,656</u>	<u>\$ 2,647,106</u>	<u>\$ 2,844,712</u>	<u>\$ 3,083,451</u>	<u>\$ 3,610,766</u>
<u>Liabilities</u>					
Cash Liabilities	\$ 1,051,552	\$ 1,086,660	\$ 1,204,056	\$ 1,327,747	\$ 1,658,735
Reserves for Receivables	760,866	806,536	912,283	1,078,313	1,188,539
Surplus Revenues	<u>696,238</u>	<u>753,910</u>	<u>728,373</u>	<u>677,391</u>	<u>763,492</u>
TOTAL	<u>\$ 2,508,656</u>	<u>\$ 2,647,106</u>	<u>\$ 2,844,712</u>	<u>\$ 3,083,451</u>	<u>\$ 3,610,766</u>

SUMMARY OF CURRENT FINANCES OF ALL COUNTIES - DECEMBER 31, 1987 to 1991

ASSETS AND LIABILITIES

<u>Assets</u>					
Cash	\$ 451,550	\$ 525,580	\$ 540,193	\$ 569,894	\$ 528,241
State Aid Receivables	48,866	35,146	15,751	13,276	9,418
Other Receivables	92,011	82,116	83,903	91,423	88,890
Deferred Charges and Emergencies	<u>6,661</u>	<u>2,799</u>	<u>14,141</u>	<u>43,793</u>	<u>8,139</u>
TOTAL	<u>\$ 599,088</u>	<u>\$ 645,641</u>	<u>\$ 653,988</u>	<u>\$ 718,386</u>	<u>\$ 634,688</u>
<u>Liabilities</u>					
Cash Liabilities	\$ 296,413	\$ 328,097	\$ 339,257	\$ 385,381	\$ 316,101
Reserves for Receivables	78,568	86,959	63,957	71,750	71,665
Surplus Revenues	<u>224,107</u>	<u>230,585</u>	<u>250,774</u>	<u>261,255</u>	<u>246,922</u>
TOTAL	<u>\$ 599,088</u>	<u>\$ 645,641</u>	<u>\$ 653,988</u>	<u>\$ 718,386</u>	<u>\$ 634,688</u>

*Rounded to the nearest thousand

TABLE 4

SUMMARY OF EXPENDITURES AND REVENUES OF ALL COUNTY GOVERNMENTS - 1987 to 1991

<u>EXPENDITURES</u>	<u>1987</u>	<u>1988</u>	<u>1989</u>	<u>1990</u>	<u>1991</u>
<u>County Functions</u>					
General Government	\$ 402,009,119	\$ 460,928,896	\$ 518,310,085	\$ 536,567,388	\$ 554,948,627
Judiciary	151,461,777	169,911,913	186,052,998	213,406,780	231,576,674
Public Safety	223,333,652	260,601,465	312,098,494	344,315,116	360,592,181
Public Works					
Roads and Bridges	88,136,291	106,155,345	111,249,582	104,282,432	105,928,017
Other	80,479,856	87,870,463	85,398,555	128,708,880	122,259,177
Health	432,280,796	453,527,870	459,823,503	497,652,472	613,744,000
Welfare	272,642,357	297,489,310	318,097,209	386,773,737	420,651,595
Recreation & Conservation	66,979,245	76,377,714	83,541,687	87,918,457	90,461,107
Education	267,252,200	284,539,375	316,854,392	288,770,381	289,664,051
FICA & Fringe Benefits	217,746,814	246,106,825	296,666,317	341,190,994	388,384,747
CETA & Other Public Employment Programs	<u>21,000</u>	<u>22,000</u>	<u>8,034</u>	<u>-0-</u>	<u>-0-</u>
Total County Functions	<u>\$ 2,202,342,607</u>	<u>\$ 2,443,531,176</u>	<u>\$ 2,688,100,856</u>	<u>\$ 2,929,586,637</u>	<u>\$ 3,178,210,176</u>
<u>Other Expenses</u>					
*Capital Improvements	\$ 16,794,183	\$ 25,337,688	\$ 31,875,581	\$ 26,753,667	\$ 20,998,142
Debt Principal	117,179,800	144,561,002	150,737,076	165,698,707	187,367,776
Debt Interest	115,553,775	106,448,780	107,362,124	128,135,936	136,678,676
Deferred Charges	23,591,297	19,188,030	16,603,119	25,270,203	77,155,726
Reserve for Uncollected Taxes	<u>-0-</u>	<u>-0-</u>	<u>-0-</u>	<u>-0-</u>	<u>-0-</u>
Total Other Expenses	<u>\$ 256,324,872</u>	<u>\$ 295,535,500</u>	<u>\$ 306,577,900</u>	<u>\$ 345,858,513</u>	<u>\$ 401,202,178</u>
TOTAL EXPENDITURES	<u>\$ 2,458,667,479</u>	<u>\$ 2,713,728,988</u>	<u>\$ 2,962,803,175</u>	<u>\$ 3,248,691,483</u>	<u>\$ 3,579,412,354</u>
<u>REVENUES</u>					
Surplus (Prior years)	\$ 135,878,483	\$ 149,915,463	\$ 154,473,176	\$ 161,997,975	\$ 178,027,845
Miscellaneous	787,226,119	859,051,386	905,150,124	985,708,930	1,348,828,450
Revenue Sharing	5,831,070	2,372,403	184,314	79,875	-0-
Current Tax Collections	<u>\$ 1,631,295,920</u>	<u>\$ 1,806,887,122</u>	<u>\$ 2,001,088,437</u>	<u>\$ 2,193,422,709</u>	<u>\$ 2,157,993,973</u>
TOTAL REVENUES	<u>\$ 2,560,231,592</u>	<u>\$ 2,818,226,374</u>	<u>\$ 3,060,896,051</u>	<u>\$ 3,341,209,489</u>	<u>\$ 3,684,850,268</u>

*Not included in Totals

TABLE 5

SUMMARY OF EXPENDITURES AND REVENUES OF ALL MUNICIPALITIES 1987 to 1991

<u>EXPENDITURES</u>	<u>1987</u>	<u>1988</u>	<u>1989</u>	<u>1990</u>	<u>1991</u>
Municipal Functions					
General Government	\$ 727,860,379	\$ 788,872,161	\$ 850,032,235	\$ 923,947,928	\$ 897,897,813
Judiciary	50,159,168	53,679,217	59,694,614	63,829,889	73,742,502
Public Safety	1,100,907,527	1,206,438,678	1,299,170,681	1,389,052,482	1,490,665,198
Public Works					
Roads and Bridges	280,911,710	307,916,574	298,708,789	307,626,993	355,195,664
Other	546,633,904	664,458,126	748,115,007	801,730,992	809,688,202
Health	71,130,702	79,550,244	85,096,629	98,115,063	94,689,965
Welfare	35,040,504	39,930,196	41,358,651	49,395,456	38,367,093
Recreation & Conservation	107,157,828	124,172,166	141,274,093	157,775,889	143,379,323
Education	118,103,519	125,237,786	143,333,133	154,122,810	154,274,916
FICA & Fringe Benfits	389,919,648	447,821,056	523,978,746	576,834,364	644,739,033
CETA & Other Public					
Employment Programs	<u>3,914,029</u>	<u>3,050,018</u>	<u>5,433,047</u>	<u>2,356,814</u>	<u>1,750,663</u>
	<u>\$3,431,738,616</u>	<u>\$3,841,126,222</u>	<u>\$ 4,196,195,625</u>	<u>\$ 4,524,788,680</u>	<u>\$ 4,704,390,372</u>
Other Expense					
*Capital Improvements	\$ 45,504,730	\$ 48,099,154	\$ 46,093,776	\$ 43,320,024	\$ 33,743,168
Debt-Principal	203,497,295	213,640,064	245,365,568	257,993,200	297,122,514
Debt-Interest	193,403,661	186,285,342	207,023,512	222,919,141	249,359,118
Deferred Charges	53,118,616	79,679,804	58,395,587	77,365,212	80,276,462
Reserve for Uncollected Taxes	358,060,039	381,085,712	433,824,775	529,022,984	609,265,095
School, County and Special					
District Taxes	<u>5,173,260,847</u>	<u>5,783,852,475</u>	<u>6,483,039,488</u>	<u>7,264,313,412</u>	<u>7,484,532,466</u>
Total Other Expenses	<u>\$5,981,340,458</u>	<u>\$ 6,644,543,397</u>	<u>\$ 7,427,648,930</u>	<u>\$ 8,394,933,973</u>	<u>\$ 8,720,555,656</u>
TOTAL EXPENDITURES	<u>\$9,413,079,074</u>	<u>\$10,485,669,619</u>	<u>\$11,623,844,555</u>	<u>\$12,876,402,629</u>	<u>\$13,424,946,027</u>
REVENUES					
Surplus (prior years)	\$ 428,431,498	\$ 446,708,250	\$ 507,644,091	\$ 480,598,651	\$ 509,075,940
Miscellaneous Revenues	1,653,683,725	1,730,566,994	1,819,943,848	1,936,677,284	1,886,771,023
State Aid Revenues	359,159,668	434,437,014	415,664,068	437,868,565	841,273,980
State and Local Fiscal					
Assistance Act Utilized	3,595,768	1,153,208	405,557	84,051	9,505
Delinquent Taxes and Liens	246,954,518	259,329,929	278,276,852	330,304,111	411,878,663
Current Tax Collections	<u>6,754,333,216</u>	<u>7,649,833,535</u>	<u>8,525,243,980</u>	<u>9,462,412,276</u>	<u>8,805,241,814</u>
TOTAL REVENUES	<u>\$9,446,058,393</u>	<u>\$10,522,028,930</u>	<u>\$11,547,178,396</u>	<u>\$12,647,944,938</u>	<u>\$12,454,250,925</u>

TABLE 6

STATEWIDE TRENDS IN STATUTORY NET CAPITAL DEBT

The following statement, showing the statutory net capital debt of counties and municipalities, represents the outstanding indebtedness authorized, including issued and unissued debt.

<u>Municipal Gross Debt</u>	<u>1987</u>	<u>1988</u>	<u>1989</u>	<u>1990</u>	<u>1991</u>
School	\$ 1,642,266,323	\$ 1,744,027,536	\$ 1,751,905,257	\$ 1,807,407,375	\$ 1,890,381,137
Utility	1,014,550,529	1,209,103,418	1,296,145,032	1,509,823,247	1,818,794,219
General	<u>2,989,593,829</u>	<u>3,450,421,132</u>	<u>3,792,266,011</u>	<u>4,084,149,336</u>	<u>4,747,769,216</u>
Total Gross Debt.	\$ 5,646,410,681	\$ 6,403,552,086	\$ 6,840,316,300	\$ 7,401,379,958	\$ 8,456,944,574
Statutory Deductions	<u>2,745,168,644</u>	<u>3,202,563,913</u>	<u>3,311,919,774</u>	<u>3,457,695,452</u>	<u>3,813,252,789</u>
Municipal Net Capital Debt	\$ 2,901,242,037	\$ 3,200,988,173	\$ 3,528,396,526	\$ 3,943,684,506	\$ 4,643,691,785
Percent of Net Debt.	.99	.89	.82	.82	.92
<u>County Gross Debt</u>	\$ 2,642,762,572	\$ 2,881,625,668	\$ 3,489,008,575	\$ 3,691,233,689	\$ 4,204,817,289
Statutory Deductions	<u>656,319,423</u>	<u>703,010,691</u>	<u>1,049,208,713</u>	<u>1,045,227,888</u>	<u>1,235,861,955</u>
County Net Capital Debt	\$ <u>1,986,443,149</u>	\$ <u>2,178,614,977</u>	\$ <u>2,439,799,862</u>	\$ <u>2,646,005,801</u>	\$ 2,968,955,334
Percent of Net Debt.	.67	.61	.57	.55	.59
<u>Municipal and County Debt.</u>					
Gross Capital Debt	\$ 8,289,173,253	\$ 9,285,177,754	\$ 10,329,324,875	\$ 11,092,613,647	\$ 12,661,761,863
Net Capital Debt	4,887,685,186	5,379,603,150	5,968,196,388	6,589,690,307	7,612,647,119
Percent of Net Debt.	1.66	1.50	1.39	1.37	1.51
Average of Three Years' Equalized Valuation	\$294,192,710,811	\$359,912,977,986	\$427,822,474,454	\$479,748,271,304	\$503,473,922,396

TABLE 7

TOTAL GROSS AND NET DEBT OF MUNICIPALITIES AND COUNTIES BY COUNTY FOR 1991

This table shows the total gross debt of municipalities and counties, the total net debt, and the percentage that net debt bears to the "equalized valuation basis" of the three preceding years' real property.*

GROSS DEBT				NET DEBT			% OF NET DEBT			EQUALIZED VALUATION BASIS
COUNTY	MUNICIPAL	COUNTY	TOTAL	MUNICIPAL	COUNTY	TOTAL	MUN.	CO.	TOT.	
Atlantic	\$ 380,604,238	\$ 101,692,218	\$ 482,296,456	\$ 190,975,823	\$ 93,947,218	\$ 284,923,041	1.04	.51	1.55	\$ 18,358,607,242
Bergen	538,289,989	344,956,720	883,246,709	396,952,171	297,039,720	693,991,891	.49	.36	.85	81,768,837,261
Burlington	387,132,238	343,177,562	730,309,800	198,875,313	184,938,834	383,814,147	1.12	1.04	2.16	17,708,345,250
Camden	572,461,937	254,332,020	826,793,957	243,053,922	250,944,621	493,998,543	1.34	1.39	1.73	18,066,873,407
Cape May	202,222,117	331,782,492	534,004,609	121,404,089	88,726,504	210,130,593	1.00	.73	1.73	12,157,115,454
Cumberland	110,626,038	54,454,411	165,080,449	39,449,021	30,947,802	70,396,823	1.10	.86	1.96	3,586,447,839
Essex	770,372,361	620,085,078	1,390,457,439	348,741,448	284,197,475	632,938,923	.90	.73	1.63	38,786,344,011
Gloucester	149,753,228	75,937,383	225,690,611	67,544,215	64,896,388	132,440,603	.77	.74	1.51	8,776,803,300
Hudson	951,052,027	266,646,344	1,217,698,371	525,199,693	96,684,044	621,883,737	2.19	.40	2.59	23,952,019,168
Hunterdon	91,148,169	63,612,860	154,761,029	37,851,074	63,612,860	101,463,934	.41	.70	1.11	9,143,636,864
Mercer	517,934,485	223,701,490	741,635,975	322,643,952	104,925,047	427,568,999	1.81	.59	2.40	17,870,196,668
Middlesex	805,588,664	289,354,309	1,094,942,973	494,922,171	282,692,309	777,614,480	1.11	.63	1.74	44,515,632,511
Monmouth	568,431,893	260,450,365	828,882,258	326,589,505	165,534,365	492,123,870	.81	.41	1.22	40,115,463,191
Morris	753,369,493	174,264,562	927,634,055	339,037,704	171,242,697	510,280,401	.84	.43	1.27	40,171,251,327
Ocean	396,367,074	268,744,444	665,111,518	222,222,399	265,032,531	487,254,930	.67	.80	1.47	33,135,752,749
Passaic	401,224,874	175,885,244	577,110,118	247,070,916	173,290,912	420,361,828	1.02	.71	1.73	24,271,622,796
Salem	39,568,223	9,316,700	48,884,923	9,055,089	7,673,700	16,728,789	.40	.34	.74	2,282,905,035
Somerset	255,256,182	155,692,000	410,948,182	173,378,294	153,162,953	326,541,247	.77	.68	1.45	22,494,411,306
Sussex	118,762,849	61,402,275	180,165,124	42,403,730	60,817,953	103,221,683	.51	.73	1.24	8,337,622,281
Union	375,355,872	114,832,944	490,188,816	272,846,528	114,151,533	386,998,061	.84	.35	1.19	32,633,125,237
Warren	71,422,623	14,495,868	85,918,491	23,474,728	14,495,868	37,970,596	.44	.27	.71	5,340,909,498
TOTALS	\$8,456,944,574	\$4,204,817,289	\$12,661,761,863	\$4,643,691,785	\$2,968,955,334	\$7,612,647,119	.92	.59	1.51	\$503,473,922,396

*Amounts rounded to nearest dollar

TABLE 8

AUTHORITY DEBT - DECEMBER 31, 1991

The following tabulation represents the outstanding capital debt of locally created Authorities within New Jersey. Local Authorities operate on various fiscal years; the amounts shown below reflect outstanding bonds, notes, loans and mortgages payable by the Authority as of the respective fiscal year ended nearest to December 31, 1991. The information was obtained from reports of audit filed with the Division pursuant to law.

<u>AUTHORITY</u>	<u>TYPE</u>	<u>AMOUNT</u>	<u>AUTHORITY</u>	<u>TYPE</u>	<u>AMOUNT</u>
Aberdeen	MUA	10,355,000	Delaware	MUA	126,000
Asbury Park (6)	PA	-0-	Delran	SA	5,204,000
Atlantic City	CCA	45,221	Deptford	MUA	11,876,874
Atlantic City	MUA	32,389,836	Dover Twp.	MUA	23,970,718
Atlantic Co.	IA	251,473,154	Dover Twp.	PA	46,666
Atlantic Co.	TA	3,540,273	Dunellen	PA	-0-
Atlantic Co.	UA	65,113,269	East Brunswick	SA	2,749,413
Atlantic Highlands	RSA	9,812,400	East Orange	PA	384,483
Bayonne	PA	-0-	East Rutherford	SA	4,005,000
Bayshore	RSA	54,120,000	East Windsor	MUA	38,645,532
Beach Haven	SA	52,000	Eatontown	SA	1,499,000
Beachwood	SA	3,937,951	Edgewater	MUA	27,305,472
Bergen Co.	UA	250,824,281	Edgewater Park	SA	-0-
Berkeley	MUA	4,260,000	Egg Harbor	MUA	1,615,000
Berkeley	SA	2,590,000	Elizabeth	PA	3,000,000
Bernards	SA	19,600,000	Elk	MUA	-0-
Beverly	SA	94,000	Essex Co.	IA	181,634,900
Bordentown	SA	27,275,000	Evesham	MUA	32,070,000
Brick	MUA	76,000,000	Ewing-Lawrence	SA	21,230,000
Bridgeton	MPA	934,448	Florham Park	SA	9,369,494
Buena	MUA	7,295,000	Fort Lee	PA	-0-
Burlington Co. (2)	BC	-0-	Franklin (Som)	SA	5,359,000
Camden	PA	769,633	Gloucester City (4)	SA	-0-
Camden	MPA	1,895,000	Gloucester Co.	IA	101,265,177
Camden Co.	IA	36,110,000	Gloucester Co.	PCFA	-0-
Camden Co.	MUA	662,962,847	Gloucester Co.	UA	42,366,591
Camden Co.	PCFA	189,490,000	Gloucester Twp.	MUA	12,522,000
Cape May Co. (2)	BC	-0-	Hackettstown	MUA	12,175,000
Cape May Co.	MUA	267,876,781	Hackettstown	PA	-0-
Cape May Co.	PCFA	-0-	Hamilton (Alt.)	MUA	15,791,479
Carlstadt	SA	3,074,000	Hanover	SA	17,529,743
Carneys Point	SA	8,211,333	Hardyston	MUA	3,500
Cinnaminson	SA	6,000,000	Hazlet	SA	5,475,813
Clementon	SA	640,000	Highland Park (2)	PA	-0-
Clifton (3)	MUA	-0-	Hillsborough	MUA	9,175,000
Clifton (3)	SWMA	-0-	Hoboken	PA	6,535,000
Clinton	SA	1,822,600	Hoboken-Union City-	-	-
Cumberland Co.	IA	23,222,832	Weehawken	SA	127,799,273
Cumberland Co. (3)	PCFA	-0-	Howell (4)	MUA	-0-
Cumberland Co.	UA	9,625,000	Hudson Co.	IA	377,020,000
Delanco	SA	-0-			

TABLE 8

AUTHORITY DEBT - DECEMBER 31, 1991

<u>AUTHORITY</u>	<u>TYPE</u>	<u>AMOUNT</u>	<u>AUTHORITY</u>	<u>TYPE</u>	<u>AMOUNT</u>
Hudson Co. (2)	UA	-0-	National Park	MUA	258,000
Hunterdon Co.	UA	20,060	Neptune Twp.	SA	11,882,240
Independence	MUA	-0-	Newark	PA	1,825,000
Jackson	MUA	3,578,000	New Brunswick	PA	27,720,000
Jersey City (6)	INCA	10,407,118	Newton	PA	-0-
Jersey City	MPA	7,461,085	North Bergen	MUA	41,583,608
Jersey City	PA	1,908,846	North Bergen (6)	PA	38,568
Jersey City	SA	84,906,649	North Bergen (3)	MPA	-0-
Keansburg (6)	MUA	18,105,000	North Plainfield	PA	-0-
Kearny (3)	MPA	-0-	Northeast Mon. Co.	RSA	36,389,903
Kearny	MUA	8,640,000	Northwest Bergen Co.	UA	38,383,484
Lacey	MUA	48,215,000	Ocean City	PA	740,067
Lakeland Reg (3)	SWMA	-0-	Ocean Co. (3)	PCFA	-0-
Lakewood	MUA	5,955,000	Ocean Co.	UA	272,382,717
Lambertville	SA	2,750,000	Ocean Twp.	MUA	4,558,766
Landis	SA	22,080,000	Ocean Twp.	SA	24,460,021
Laurel Springs	SA	155,000	Old Bridge	MUA	34,203,162
Lebanon Boro.	SA	-0-	Passaic City (4)	MUA	-0-
Linden-Roselle	SA	11,152,907	Passaic Co.	UA	94,308,887
Lindenwold	MUA	185,000	Passaic Co. (3)	PCFA	-0-
Little Egg Harbor	MUA	10,080,000	Passaic Valley	WC	30,480,560
Little Falls (3)	MUA	-0-	Paterson	MUA	-0-
Logan	MUA	3,795,000	Paterson	PA	6,345,000
Long Branch	SA	23,331,146	Pemberton	MUA	70,509
Lower	MUA	23,497,354	Penns Grove	SA	2,908,752
Manasquan River	RSA	14,324,965	Pennsauken	SA	4,730,000
Manchester (6)	MUA	16,928,065	Pennsauken (3)	SWMA	-0-
Mantua	MUA	5,935,000	Pennsville	SA	9,428,285
Marlboro	MUA	18,542,548	Peq.-Linc.Pk-Fair.	SA	32,230,650
Mercer Co.	IA	393,404,549	Peq. River Basin	RSA	17,636,092
Merchantville-Pennsauken	WC	1,286,000	Perth Amboy	PA	975,000
Metuchen	PA	355,000	Perth Amboy (3)	MPA	-0-
Middlesex Co. (3)	PCFA	-0-	Phillipsburg	PA	10,023
Middlesex Co.	UA	294,366,960	Pine Hill	MUA	1,948,971
Middletown	SA	27,955,000	Pt. Pleasant Beach	PA	-0-
Mon. Co. Bayshore	OA	1,675,000	Pompton Lakes	MUA	15,598,598
Monmouth Co.	IA	196,550,000	Rahway City	PA	-0-
Monroe (Glou.)	MUA	11,199,137	Rahway Valley	SA	8,755,480
Monroe (Midd)	MUA	22,860,000	Randolph	MUA	16,691,844
Montville	MUA	14,892,454	Raritan Twp.	MUA	16,542,169
Morris Co.	MUA	19,828,755	Readington-Lebanon	SA	4,935,000
Morristown	PA	6,555,164	Ringwood	SA	4,440,000
Mount Holly	SA	9,687,028	Riverside	SA	1,786,627
Mount Laurel	MUA	14,625,000	Rockaway Valley	RSA	51,423,349
Musconetcong	SA	18,445,000	Rockleigh	SA	-0-

TABLE 8

AUTHORITY DEBT - DECEMBER 31, 1991

<u>AUTHORITY</u>	<u>TYPE</u>	<u>AMOUNT</u>	<u>AUTHORITY</u>	<u>TYPE</u>	<u>AMOUNT</u>
Runnemede (2)	SA	-0-	Wanaque	SA	11,372,808
Salem	MPA	300,000	Wanaque Valley	RSA	17,650,000
Salem Co.	IA	24,060,000	War Co. Lopatcong Ck (3)	MUA	-0-
Salem Co.	PCFA	-0-	War. Co. Paulins Kill. (3)	MUA	-0-
Salem Co.	UA	10,980,000	Warren Co. - Pequest River	MUA	6,555,000
Secaucus	MUA	32,544,205	Warren Co.	PCFA	92,955,000
Somers Point	SA	379,000	Warren	SA	14,546,114
Somerset Co. (3)	PCFA	-0-	Washington Twp. (Glou.)	MUA	12,025,000
Somerset-Raritan	RSA	49,533,080	Washington Twp. (Mer.)	MUA	585,000
Southeast Morris Co	MUA	20,020,809	Washington Twp. (Mor.)	MUA	4,700,000
South Monmouth Co.	RSA	7,416,207	Washington Twp. (War.)	SA	-0-
South Orange	PA	-0-	Waterford	MUA	2,130,000
South River	PA	-0-	Weehawken	PA	-0-
South Toms River	SA	2,579,434	Western Monmouth Co.	UA	30,572,702
Stafford	MUA	24,596,554	West Milford	MUA	4,482,522
Stony Brook	RSA	37,100,000	West New York	MUA	83,277,390
Stratford	SA	301,000	West New York	PA	-0-
Summit	MUA	-0-	West Windsor	PA	760,000
Sussex Co.	MUA	59,594,492	Westwood	PA	298,204
Trenton	PA	935,000	Weymouth	MUA	203,258
Tuckerton (4)	MUA	-0-	Wharton	SA	2,000
Union City	PA	2,674	Willingboro	MUA	18,260,252
Union Co.	IA	55,278,248	Woodbine	MUA	994,544
Union Co.	PCFA	69,940,000	Woodbine	PRTA	-0-
Union Co.	UA	308,095,000	Woodstown	SA	1,400,000
			Wrightstown	MUA	2,050,000

BC - Bridge Commission
 IA - Improvement Authority
 INCA - Incinerator Authority
 MPA - Municipal Port Authority
 MUA - Municipal Utilities Authority
 OA - Outfall Utilities Authority
 PA - Parking Authority
 PCFA - Pollution Control Financing Authority
 PRTA - Port Authority
 RSA - Regional Sewerage Authority
 SA - Sewerage Authority

TOTAL AUTHORITY DEBT 6,328,947,606

SWMA - Solid Waste Management Authority
 TA - Transportation Authority
 UA - Utilities Authority

(1) - Information received by telephone
 (2) - Information not Available
 (3) - Not Operating
 (4) - Recently dissolved
 (5) - Recently created
 (6) - Current Year Information Not Avail.

TABLE 9

TRENDS IN CURRENT AND DELINQUENT LOCAL PROPERTY TAXES

(AN HISTORICAL TABLE SHOWING LEVIES, COLLECTIONS, AND DELINQUENCIES SINCE 1970)

YEAR	C U R R E N T						D E L I N Q U E N T		
	CASH COLLECTIONS TOTAL TAX LEVY	AMOUNT	%	% OF LEVY CANCELLED OR ADJUSTED	OUTSTANDING DEC. 31 AMOUNT	%	DELINQUENT TAXES (ALL YEARS)*	OUTSTANDING DEC. 31 TAX TITLE LIENS	FORECLOSED PROPERTY
1970	1,965,610,339	1,857,735,761	94.51	.98	88,834,447	4.51	116,331,182	36,453,999	54,080,687
1971	2,228,700,613	2,107,940,802	94.58	.64	96,297,126	4.32	123,331,414	43,110,986	58,023,891
1972	2,452,254,384	2,323,698,669	94.76	.55	102,686,227	4.19	130,638,352	48,363,795	67,890,472
1973	2,598,745,142	2,465,654,270	94.87	.57	108,651,329	4.18	136,402,145	57,401,373	77,806,556
1974	2,779,195,767	2,629,046,026	94.60	.69	127,539,699	4.59	162,304,272	60,106,637	97,451,943
1975	3,029,408,635	2,853,776,163	94.20	.70	145,052,461	4.79	185,521,327	72,442,111	102,078,118
1976	3,354,853,643	3,165,060,889	94.34	.82	142,663,904	4.25	187,043,752	83,982,002	122,910,533
1977	3,305,642,100	3,138,535,798	94.95	.64	128,539,284	3.89	175,674,729	79,875,324	141,098,333
1978	3,382,844,855	3,223,886,852	95.30	.56	121,417,610	3.59	167,709,975	81,170,959	151,851,345
1979	3,521,414,644	3,393,315,323	96.36	.53	131,454,324	3.73	170,939,711	69,858,024	163,740,047
1980	3,863,438,643	3,675,617,955	95.14	.54	150,051,469	3.88	190,397,219	68,578,962	187,828,918
1981	4,276,515,902	4,054,260,723	94.80	.59	178,506,117	4.17	217,883,838	74,138,690	217,093,389
1982	4,628,982,448	4,394,429,211	94.93	.52	189,564,927	4.09	230,226,316	84,268,523	237,476,664
1983	5,005,188,446	4,765,543,672	95.21	.56	191,716,284	3.83	224,912,999	91,606,790	257,033,428
1984	5,357,729,212	5,165,526,211	96.41	.40	194,056,730	3.62	218,852,216	94,016,178	281,666,834
1985	5,676,751,632	5,427,568,172	95.61	.40	206,064,153	3.63	230,036,526	93,450,898	285,493,714
1986	6,325,701,453	6,067,178,867	95.91	.30	219,117,346	3.61	250,717,041	85,927,197	284,690,229
1987	7,022,956,800	6,754,333,216	96.17	.34	226,827,016	3.36	259,123,579	83,299,155	289,757,300
1988	7,968,790,778	7,649,833,535	96.00	.77	276,993,185	3.48	310,769,961	74,149,683	288,921,465
1989	8,934,923,306	8,525,243,979	95.40	.38	353,007,305	3.95	392,612,418	88,946,492	293,676,697
1990	9,959,468,577	9,462,412,275	95.01	.49	422,412,028	4.24	462,370,894	162,482,842	312,163,675
1991	9,305,227,440	8,805,241,814	94.63	.57	391,930,887	4.21	483,929,886	213,186,230	322,894,852

*Includes December 31st figures of current year

Table 10

SPECIAL DISTRICT TAXES LEVIED IN 1991

This table presents a tabulation of special district taxes levied upon a portion of the municipalities listed for the specific services - (F) Fire, (G) Garbage, (L) Light, (W) Water, (C) Commons. These taxes and obligations are the sole responsibility of the special districts; operations cause no liability for the balance of the municipality. The parenthetical figures denote the number of districts.

MUNICIPALITY	# FIRE DIST'S	FIRE AMOUNT	OTHER DIST'S	OTHER AMOUNT	TOTAL DIST'S	TAX LEVY	MUNICIPALITY	# FIRE DIST'S	FIRE AMOUNT	OTHER DIST'S	OTHER AMOUNT	TOTAL DIST'S	TAX LEVY
Aberdeen Twp.	(2)	635,167	G-(1)	1,319,142	(3)	1,954,309	Little Egg Harbor Twp.	(3)	429,540			(3)	429,540
Berlin Twp.	(1)	170,000			(1)	170,000	Lower Twp.	(3)	755,290			(3)	755,290
Beverly City	(1)	77,566			(1)	77,566	Manalapan Twp.	(2)	729,227			(2)	729,227
Bordentown Twp.	(2)	401,349			(2)	401,349	Manasquan Boro.	(1)	208,098			(1)	208,098
Brick Twp.	(3)	1,867,200			(3)	1,867,200	Mansfield Twp. (Burl.)	(1)	4,330			(1)	4,330
Bridgewater Twp.	(4)	658,895	G-(1)	388,228	(5)	1,047,123	Marlboro Twp.	(3)	970,541			(3)	970,541
Buena Boro.	(2)	148,153			(2)	148,153	Maurice River Twp.	(4)	95,044			(4)	95,044
Buena Vista Twp.	(5)	331,069			(5)	331,069	Middle Twp.	(4)	701,322			(4)	701,322
Cedar Grove Twp.			G-(1)	912,190	(1)	912,190	Middletown Twp.			G-(1)	2,615,557	(1)	2,615,557
Cherry Hill Twp.	(8)	5,382,904			(8)	5,382,904	Millstone Twp.	(1)	322,880			(1)	322,880
Chester Twp.			W-(1)	3,537	(1)	3,537	Mine Hill Twp.			G-(1)	408,913	(1)	408,913
Chesterfield Twp.	(2)	99,876			(2)	99,876	Monroe Twp. (Midd.)	(3)	1,114,534			(3)	1,114,534
Cinnaminson Twp.	(1)	600,264	G-(1)	859,000	(1)	1,459,264	Montgomery Twp.	(2)	377,600			(2)	377,600
Commercial Twp.	(3)	184,726			(3)	184,726	Montville Twp.	(3)	794,829			(3)	794,829
Delanco Twp.	(1)	179,600			(1)	179,600	Moorestown Twp.	(2)	968,900			(2)	968,900
Delran Twp.	(1)	533,738			(1)	533,738	Mount Laurel Twp.	(1)	1,470,221			(1)	1,470,221
Dennis Twp.	(3)	167,466			(3)	167,466	Mount Olive Twp.			G-(1)	978,217	(1)	978,217
Deptford Twp.	(1)	1,037,400			(1)	1,037,400	Neptune Twp.	(2)	1,297,151			(2)	1,297,151
Dover Twp.	(2)	3,652,323			(2)	3,652,323	Ocean Twp. (Mon.)	(2)	1,266,195			(2)	1,266,195
Downe Twp.	(3)	93,680			(3)	93,680	Old Bridge Twp.	(4)	951,502	G-(1)	542,500	(5)	1,494,002
East Brunswick Twp.	(3)	1,434,780			(3)	1,434,780	Pars-Troy Hills Twp.	(6)	1,458,170			(6)	1,458,170
East Windsor Twp.			G-(1)	948,144	(1)	948,144	Pennington Boro.	(1)	48,991			(1)	48,991
Eastampton Twp.	(1)	182,945			(1)	182,945	Pennsauken Twp.			G-(1)	2,286,928	(1)	2,286,928
Edgewater Park Twp.	(1)	195,570			(1)	195,570	Pine Hill Boro.	(1)	225,117			(1)	225,117
Edison Twp.			G-(1)	5,566,292	(1)	5,566,292	Piscataway Twp.	(4)	1,560,922			(4)	1,560,922
Evesham Twp.	(1)	1,330,115			(1)	1,330,115	Pittsgrove Twp.	(3)	283,000			(3)	283,000
EWing Twp.	(1)	82,785			(1)	82,785	Plumsted Twp.	(1)	155,557			(1)	155,557
Florence Twp.	(1)	350,230			(1)	350,230	Riverside Twp.	(1)	203,200			(1)	203,200
Franklin Twp. (Glou.)	(5)	541,568			(5)	541,568	South Brunswick Twp.	(3)	780,014			(3)	780,014
Franklin Twp. (Som.)	(4)	950,712			(4)	950,712	Spring Lake Heights Boro.	(1)	144,727			(1)	144,727
Franklin Lakes Boro.			G-(1)	1,534,261	(1)	1,534,261	Stillwater Twp.			W-(1)	49,500	(1)	49,500
Freehold Twp.	(2)	771,000			(2)	771,000	Swedesboro Boro.			G-(1)	165,720	(1)	165,720
Gloucester Twp.	(6)	1,085,800			(6)	1,085,800	Tabernacle Twp.	(1)	150,087			(1)	150,087
Haddon Twp.	(4)	372,992			(4)	372,992	Tinton Falls Boro.	(2)	669,228			(2)	669,228
Hamilton Twp. (Atl.)			G-(1)	1,271,000	(1)	1,271,000	Trenton City			C-(1)	138,150	(1)	138,150
Hamilton Twp. (Mer.)	(9)	2,491,372			(9)	2,491,372	Upper Twp.	(4)	465,472			(4)	465,472
Hanover Twp.	(2)	706,305			(2)	706,305	Vineland City			S-(1)	1,167,500	(1)	1,167,500
Harrison Twp.	(1)	237,930			(1)	237,930	Voorhees Twp.	(4)	1,693,106			(4)	1,693,106
Hazlet Twp.	(1)	884,088			(1)	884,088	Wall Twp.	(3)	648,378			(3)	648,378
Hillsborough Twp.	(1)	479,946			(1)	479,946	Washington Twp. (Glou.)	(1)	1,274,061	G-(1)	2,750,000	(2)	4,024,061
Hopewell Boro.	(1)	67,350			(1)	67,350	Washington Twp. (Mer.)	(1)	341,283			(1)	341,283
Hopewell Twp.	(3)	384,911			(3)	384,911	Weehawken Twp.			G-(1)	320,400	(1)	320,400
Howell Twp.	(5)	1,657,689			(5)	1,657,689	West Milford Twp.			G-(1)	2,658,161	(1)	2,658,161
Jackson Twp.	(4)	1,324,441			(4)	1,324,441	Westville Boro.	(1)	198,600			(1)	198,600
Jamesburg Boro.	(1)	191,000			(1)	191,000	Wharton Boro.			G-(1)	405,926	(1)	405,926
Jefferson Twp.			G-(1)	2,444,534	(1)	2,444,534	Winslow Twp.	(1)	899,602			(1)	899,602
Lakewood Twp.	(1)	1,224,444			(1)	1,224,444	Woodbridge Twp.	(10)	6,605,219			(10)	6,605,219
Lambertville City	(1)	190,608			(1)	190,608							
Lindenwold Boro.	(1)	466,472			(1)	466,472							
							TOTALS		\$63,722,813		\$29,748,133		\$93,470,946

TABLE 11

EQUALIZED PROPERTY TAX RATE

The equalized property tax rates for selected years are shown below for all municipalities by County area. These tax rates are the result of multiplying the general tax rate by the ratio of assessed to true value as certified by the Director of Taxation on October 1st of each year pursuant to statute. Thus, the table shows the tax rate that would be applied if the assessment level were 100 percent. This permits ready comparison of the tax trends of New Jersey's local units.

<u>ATLANTIC COUNTY</u>	<u>1987</u>	<u>1988</u>	<u>1989</u>	<u>1990</u>	<u>1991</u>	<u>BERGEN (Con't)</u>	<u>1987</u>	<u>1988</u>	<u>1989</u>	<u>1990</u>	<u>1991</u>
Absecon City	2.18	2.14	2.28	2.26	2.35	East Rutherford	1.30	1.06	.78	.99	1.15
Atlantic City, City	1.87	1.96	1.90	1.99	1.82	Edgewater Boro.	1.18	1.06	1.07	1.25	1.29
Brigantine City	1.47	1.65	1.62	1.59	1.86	Elmwood Park Boro	1.38	1.21	1.34	1.52	1.58
Buena Boro	2.25	2.51	2.32	2.36	2.21	Emerson Boro	1.69	1.62	1.80	2.04	1.92
Buena Vista Twp.	1.63	1.58	1.56	1.63	1.71	Englewood City	2.14	1.79	1.73	1.86	1.98
Corbin City, City	1.75	1.66	1.43	1.59	1.59	Englewood Cliffs Boro.	.87	.81	.74	.89	.92
Egg Harbor City	3.05	3.25	2.94	2.99	2.97	Fair Lawn Boro.	1.63	1.45	1.57	1.74	1.80
Egg Harbor Twp	1.66	1.98	1.87	1.73	1.76	Fairview Boro.	1.71	1.62	1.65	1.77	1.89
Estell Manor City	1.82	1.63	1.49	1.74	1.72	Fort Lee Boro.	1.29	1.18	1.21	1.03	1.30
Folsom Boro.	2.45	2.27	2.09	2.50	1.97	Franklin Lakes Boro.	.98	.98	.99	1.09	1.23
Galloway Twp.	2.18	2.15	1.91	1.93	1.98	Garfield City	1.60	1.60	1.69	1.81	1.91
Hamilton Twp.	2.12	2.19	1.87	1.77	1.72	Glen Rock Boro.	1.66	1.57	1.64	1.75	1.95
Hammonton Town	2.39	2.25	2.15	2.27	2.03	Hackensack City	1.88	1.66	1.82	2.04	2.03
Linwood City	2.38	2.28	2.09	2.06	2.12	Harrington Park Boro.	1.81	1.71	1.80	1.98	2.11
Longport Boro.	.97	.91	.87	.96	1.03	Hasbrouck Heights Boro	1.42	1.50	1.58	1.82	1.88
Margate City, City	1.45	1.51	1.51	1.42	1.43	Haworth Boro.	1.48	1.48	1.46	1.56	1.75
Mullica Twp.	2.46	2.24	2.13	1.99	1.92	Hillsdale Boro.	1.78	1.70	1.70	1.87	1.96
Northfield City	2.34	2.36	2.27	2.48	2.53	Ho-Ho-Kus Boro.	1.30	1.17	1.20	1.24	1.36
Pleasantville City	3.08	2.99	2.84	2.75	2.56	Leonia Boro.	1.68	1.46	1.51	1.69	1.79
Port Republic City	2.28	2.29	1.92	1.86	1.64	Little Ferry Boro.	1.33	1.38	1.42	1.59	1.71
Somers Point City	2.03	1.86	1.93	2.30	2.13	Lodi Boro.	1.87	1.67	1.79	2.00	2.21
Ventnor City, City	1.60	1.54	1.65	1.66	1.73	Lynhurst Twp.	1.20	1.17	1.32	1.56	1.44
Weymouth Twp.	2.63	2.06	1.98	2.03	1.89	Mahwah Twp	1.15	1.06	1.19	1.29	1.07
						Maywood Boro.	1.24	1.30	1.48	1.67	1.84
						Midland Park Boro.	1.52	1.47	1.52	1.76	1.85
<u>BERGEN COUNTY</u>											
Allendale	1.66	1.58	1.59	1.67	1.83	Montvale Boro.	1.34	1.32	1.24	1.32	1.46
Alpine Boro	.63	.60	.55	.67	.74	Moonachie Boro.	.90	.89	.85	.95	1.10
Bergenfield Boro	2.07	2.06	2.18	2.16	2.30	New Milford Boro.	1.70	1.64	1.88	2.15	2.04
Bogota Boro	2.09	2.01	2.05	2.23	2.17	North Arlington Boro.	1.47	1.30	1.30	1.35	1.57
Carlstadt Boro	.98	.93	.90	.94	1.04	Northvale Boro	1.62	1.64	1.61	1.83	1.99
Cliffside Park Boro.	1.31	1.29	1.31	1.51	1.50	Norwood Boro.	1.53	1.39	1.20	1.52	1.66
Closter Boro.	1.63	1.52	1.55	1.68	1.81	Oakland Boro.	1.84	1.74	1.90	2.01	2.14
Cresskill Boro.	1.47	1.37	1.50	1.56	1.66	Old Tappan Boro	1.29	1.15	1.15	1.28	1.49
Demerest Boro.	1.44	1.36	1.50	1.64	1.86	Oradell Boro.	1.47	1.39	1.46	1.64	1.78
Dumont Boro.	2.02	1.90	2.06	2.27	2.29	Palisade Park Boro.	1.50	1.52	1.45	1.49	1.60

TABLE 11 (Con't)

EQUALIZED PROPERTY TAX RATES

<u>BERGEN (Con't)</u>	<u>1987</u>	<u>1988</u>	<u>1989</u>	<u>1990</u>	<u>1991</u>	<u>BURLINGTON (Con't)</u>	<u>1987</u>	<u>1988</u>	<u>1989</u>	<u>1990</u>	<u>1991</u>
Paramus Boro.	1.16	1.13	1.19	1.37	1.32	Hainesport Twp.	2.35	2.29	1.94	2.34	2.30
Park Ridge Boro.	1.76	1.55	1.56	1.72	1.82	Lumberton Twp.	2.16	2.00	1.49	2.19	2.13
Ramsey Boro.	1.64	1.57	1.64	1.73	1.80	Mansfield Twp.	1.60	1.44	1.50	1.78	1.70
Ridgefield Boro	.72	.84	.81	1.07	1.19	Maple Shade Twp.	1.96	1.93	2.07	2.26	2.25
Ridgefield Park Village	1.85	1.66	1.80	1.75	1.96	Medford Twp.	1.96	1.71	1.89	2.01	1.86
Ridgewood Village	1.80	1.80	1.79	1.91	2.06	Medford Lakes Boro.	2.19	2.09	2.15	2.32	2.18
River Edge Boro.	1.62	1.56	1.68	1.84	2.03	Moorestown Twp	2.29	1.88	1.84	1.96	2.05
River Vale Twp.	1.59	1.60	1.66	1.81	1.93	Mount Holly Twp.	2.85	2.74	2.56	2.49	2.67
Rochelle Park Twp.	1.18	1.28	1.33	1.42	1.46	Mount Laurel Twp.	1.82	1.59	1.72	1.77	1.85
Rockleigh Boro.	.68	.37	.35	.39	.58	New Hanover Twp.	1.84	1.59	2.05	2.14	.73
Rutherford Boro	1.84	1.90	1.86	1.90	2.00	North Hanover Twp.	1.25	1.10	1.29	1.62	1.33
Saddle Brook Twp.	1.45	1.33	1.12	1.26	1.44	Palmyra Boro.	2.46	2.22	2.18	2.16	1.99
Saddle River Boro.	.68	.59	.62	.69	.74	Pemberton Boro.	2.35	2.30	2.18	2.40	2.14
South Hackensack Twp.	1.39	1.28	1.36	1.53	1.71	Pemberton Twp.	2.16	2.12	1.89	2.47	2.24
Teaneck Twp.	2.08	1.87	1.91	2.07	2.15	Riverside Twp.	2.06	1.96	1.88	2.06	1.82
Tenafly Boro.	1.61	1.46	1.45	1.56	1.76	Riverton Boro.	2.05	1.97	2.11	2.12	2.23
Teterboro Boro.	.81	.88	1.02	1.02	1.23	Shamong Twp.	2.10	1.81	1.70	2.42	1.82
Upper Saddle River Boro.	1.28	1.11	1.23	1.33	1.49	Southampton Twp.	1.58	1.57	1.64	2.63	1.62
Waldwick Boro.	1.67	1.64	1.76	1.92	2.11	Springfield Twp.	1.96	1.55	1.79	2.04	1.81
Wallington Boro.	1.47	1.39	1.51	1.68	1.69	Tabernacle Twp.	1.72	1.72	1.71	2.64	1.72
Washington Twp.	1.49	1.39	1.40	1.59	1.72	Washington Twp.	2.45	2.53	2.06	2.35	2.39
Westwood Boro.	1.46	1.47	1.52	1.65	1.70	Westampton Twp.	2.35	2.17	2.08	2.42	2.37
Wood-Ridge Boro.	1.40	1.27	1.26	1.50	1.76	Willingboro Twp.	2.66	2.55	2.45	2.63	2.63
Woodcliff Lake Boro.	1.46	1.42	1.51	1.63	1.57	Woodland Twp.	2.17	1.83	1.92	2.04	1.96
Wycoff Twp	1.38	1.33	1.36	1.50	1.56	Wrightstown Boro.	2.61	2.17	2.50	2.64	.85
<u>BURLINGTON COUNTY</u>						<u>CAMDEN COUNTY</u>					
Bass River Twp.	2.15	1.91	1.97	2.02	1.97	Audubon Boro.	2.98	2.65	2.60	2.47	2.30
Beverly City	2.83	2.60	2.60	2.49	2.20	Audubon Park Boro.	6.24	6.40	7.14	5.53	3.59
Bordentown City	2.22	2.09	2.07	2.35	2.60	Barrington Boro.	3.37	3.20	2.86	2.69	2.83
Bordentown Twp.	2.17	2.13	2.22	2.27	2.30	Bellmawr Boro	2.89	2.73	2.64	2.95	2.56
Burlington City	1.51	1.64	1.65	1.71	1.90	Berlin Boro.	2.63	2.33	2.27	2.37	2.08
Burlington Twp.	2.25	2.04	2.02	2.15	1.89	Berlin Twp.	2.77	2.44	2.39	2.36	2.32
Chesterfield Twp.	1.69	1.73	1.63	1.85	1.85	Brooklawn Boro.	3.30	2.92	2.66	2.93	2.80
Cinnaminson Twp.	2.18	2.01	1.82	1.82	1.92	Camden City	4.56	4.73	4.23	4.67	4.81
Delanco Twp.	2.38	2.10	2.08	2.17	2.06	Cherry Hill Twp.	2.67	2.47	2.31	2.40	2.52
Delran Twp.	2.29	1.95	1.82	1.99	2.02	Chesilhurst Boro.	3.66	3.38	2.87	3.18	2.93
Eastampton Twp.	2.45	2.14	2.20	2.37	2.09	Clementon Boro.	3.36	3.11	3.04	2.97	2.55
Edgewater Park Twp.	2.49	2.22	2.10	2.07	1.98	Collingswood Boro.	2.98	2.85	2.62	2.59	2.48
Evesham Twp.	1.77	1.67	1.75	1.95	1.78	Gibbsboro Boro.	2.55	2.04	2.42	2.60	2.44
Fieldsboro Boro.	2.53	2.38	2.21	2.51	2.16	Gloucester City, City	2.86	2.71	2.62	2.77	2.75
Florence Twp.	2.20	2.04	1.95	2.00	2.04	Gloucester Twp.	3.14	2.67	2.68	2.74	2.57

TABLE 11 (Con't)

EQUALIZED PROPERTY TAX RATES

<u>CAMDEN (Con't)</u>	<u>1987</u>	<u>1988</u>	<u>1989</u>	<u>1990</u>	<u>1991</u>	<u>CUMBERLAND COUNTY</u>	<u>1987</u>	<u>1988</u>	<u>1989</u>	<u>1990</u>	<u>1991</u>
Haddon Twp.	2.71	2.41	2.33	2.37	2.53	Bridgeton City	3.38	3.49	3.27	3.37	3.02
Haddon Heights Boro.	2.52	2.61	2.38	2.33	2.56	Commercial Twp.	2.61	2.21	2.80	2.95	2.43
Haddonfield Boro.	2.96	2.31	2.30	2.39	2.27	Deerfield Twp.	2.31	2.40	2.02	2.02	1.89
Hi-Nella Boro	3.12	2.83	2.49	2.55	2.28	Downe Twp.	2.89	2.44	2.48	2.54	1.87
Laurel Springs Boro.	3.03	2.97	2.71	2.77	2.48	Fairfield Twp	2.54	2.42	2.54	2.68	1.75
Lawnside Boro	3.14	2.95	3.23	3.07	3.12	Greenwich Twp.	2.73	2.72	2.77	2.85	2.63
Lindenwold Boro.	3.05	2.89	2.63	2.99	2.99	Hopewell Twp.	2.46	2.37	2.25	2.15	1.93
Magnolia Boro.	3.05	2.85	2.60	2.82	2.77	Lawrence Twp.	3.09	2.90	2.90	2.74	2.51
Merchantville Boro.	3.12	2.87	2.70	2.77	2.71	Maurice River Twp.	3.22	2.91	3.01	2.85	2.03
Mount Ephraim Boro.	3.06	2.69	2.62	2.53	2.54	Millville City	2.71	2.65	2.94	3.00	2.74
Oaklyn Boro.	2.77	2.56	2.36	2.54	2.58	Shiloh Boro.	2.48	3.50	2.67	2.57	2.21
Pennsauken Twp.	2.61	2.57	2.44	2.65	2.60	Stow Creek Twp	2.37	2.20	1.81	2.25	1.90
Pine Hill Boro.	3.44	3.47	3.36	3.36	2.72	Upper Deerfield Twp.	2.09	2.12	2.08	1.97	1.71
Pine Valley Boro.	1.48	1.97	1.81	1.93	1.81	Vineland City	2.70	2.40	2.61	2.70	2.37
Runnemede Boro.	2.99	2.62	2.41	2.62	2.69						
Somerdale Boro.	2.96	2.75	2.46	2.73	2.66	<u>ESSEX COUNTY</u>					
Stratford Boro.	2.48	2.49	2.25	2.59	2.62	Belleville Twp.	2.67	2.62	2.56	2.63	2.78
Tavistock Boro.	1.75	1.58	1.52	1.82	1.84	Bloomfield Twp.	2.46	2.38	2.28	2.41	2.52
Voorhees Twp.	2.30	2.17	2.19	2.47	2.35	Caldwell Boro Twp.	2.20	1.95	1.95	2.07	2.12
Waterford Twp.	3.37	2.94	2.74	2.96	2.77	Cedar Grove Twp.	1.95	1.69	1.56	1.72	1.62
Winslow Twp.	2.65	2.47	2.55	2.60	2.30	East Orange City	4.47	4.59	4.21	4.01	4.05
Woodlynne Boro.	4.15	3.83	3.41	3.43	3.10						
<u>CAPE MAY COUNTY</u>						Essex Fells Twp.	1.50	1.34	1.29	1.31	1.47
Avalon Boro	.91	.96	.92	.87	.79	Fairfield Twp	1.84	1.48	1.47	1.45	1.44
Cape May City	1.52	1.48	1.38	1.29	1.40	Glen Ridge Boro. Twp	2.59	2.50	2.47	2.66	2.82
Cape May Point Boro.	.89	.80	.78	.73	.79	Ivington Twp.	3.56	3.24	3.25	3.03	3.07
Dennis Twp.	1.82	1.52	1.52	1.52	1.47	Livingston Twp.	1.83	1.69	1.73	1.89	2.12
Lower Twp.	1.95	1.93	1.79	1.69	1.71	Maplewood Twp.	2.62	2.28	2.26	2.41	2.59
Middle Twp.	2.04	1.90	1.79	1.87	1.70	Millburn Twp.	1.68	1.47	1.37	1.46	1.59
North Wildwood City	1.82	2.05	2.05	1.94	2.00	Montclair Twp.	2.35	2.27	2.34	2.42	2.47
Ocean City, City	1.44	1.45	1.37	1.36	1.42	Newark City	3.82	3.20	2.68	2.68	2.99
Sea Isle City, City	1.39	1.39	1.25	1.24	1.27	North Caldwell Twp.	1.86	1.73	1.70	1.71	1.83
Stone Harbor Boro.	.92	.90	.76	.78	.84	Nutley Twp.	2.45	2.24	2.12	2.26	2.48
Upper Twp.	.87	1.14	1.14	1.01	.98	Orange City, Twp.	3.79	3.26	3.49	3.29	3.38
West Cape May Boro.	1.61	1.56	1.54	1.61	1.35	Roseland Boro	1.74	1.42	1.40	1.61	1.63
West Wildwod Boro.	1.97	1.95	1.74	1.70	1.63	South Orange Vill. Twp.	2.85	2.47	2.46	2.57	1.52
Wildwood City	2.54	2.62	2.66	2.69	2.42	Verona Twp.	2.13	2.00	1.95	2.01	2.11
Wildwood Crest Boro.	1.44	1.46	1.51	1.51	1.60	West Caldwell Twp.	2.12	1.96	1.97	1.98	2.12
Woodbine Boro.	2.39	2.40	2.37	2.37	2.20	West Orange Twp.	2.44	2.27	2.17	2.30	2.38

TABLE 11 (Con't)

EQUALIZED PROPERTY TAX RATE

<u>GLOUCESTER COUNTY</u>	<u>1987</u>	<u>1988</u>	<u>1989</u>	<u>1990</u>	<u>1991</u>	<u>HUNTERDON CNTY (Con't)</u>	<u>1987</u>	<u>1988</u>	<u>1989</u>	<u>1990</u>	<u>1991</u>
Clayton Boro.	2.89	2.81	2.81	2.83	2.35	Bloomsbury Boro.	1.91	1.85	1.76	1.89	1.54
Deptford Twp. Boro.	2.84	2.54	2.35	2.25	2.04	Califon Boro.	1.93	1.80	1.86	2.02	2.03
East Greenwich Twp.	2.06	1.87	1.85	1.84	1.88	Clinton Town	2.03	1.93	1.95	2.09	2.10
Elk Twp.	2.42	2.48	2.58	2.81	2.34	Clinton Twp.	1.52	1.56	1.53	1.74	1.51
Franklin Twp.	2.27	2.57	2.51	2.46	2.19	Delaware Twp.	1.90	1.63	1.48	1.59	1.31
Glassboro Boro.	3.01	2.85	2.60	2.53	2.49	East Amwell Twp.	1.57	1.54	1.57	1.66	1.57
Greenwich Twp.	1.84	1.85	1.79	1.79	2.18	Flemington Boro.	2.02	1.85	1.62	1.82	1.85
Harrison Twp.	2.41	2.39	2.44	2.23	2.09	Franklin Twp.	1.50	1.44	1.52	1.75	1.64
Logan Twp.	2.06	2.21	2.06	1.80	1.77	Frenchtown Boro.	2.24	1.91	1.79	1.86	1.78
Mantua Twp.	2.77	2.69	2.49	2.49	2.42	Glen Gardner Boro.	2.00	1.85	1.92	2.12	2.04
Monroe Twp.	2.44	2.30	2.18	2.17	1.98	Hampton Boro.	2.01	2.54	2.38	2.45	2.25
National Park Boro.	2.84	2.59	2.72	2.68	2.23	High Bridge Boro.	2.09	2.00	1.93	2.09	2.07
Newfield Boro.	2.63	2.48	2.55	2.39	2.48	Holland Twp.	.66	.78	.82	1.04	1.10
Parisboro Boro.	2.58	2.64	2.82	2.77	2.55	Kingwood Twp.	1.74	1.57	1.58	1.58	1.35
Pitman Boro.	2.52	2.20	2.30	2.17	2.18	Lambertville City	1.49	1.71	1.55	1.66	1.80
South Harrison Twp.	2.54	2.52	2.07	2.07	1.92	Lebanon Boro.	1.69	2.05	1.87	1.85	1.54
Swedesboro Boro.	2.49	2.66	2.39	2.37	1.99	Lebanon Twp.	1.27	1.29	1.30	1.33	1.37
Washington Twp.	2.28	2.11	2.14	2.09	1.94	Milford Boro.	2.06	2.00	1.76	1.97	1.41
Wenonah Boro.	2.56	2.26	2.22	2.25	2.02	Raritan Twp.	1.74	1.77	1.74	1.73	1.84
West Deptford Twp.	2.44	2.21	2.08	2.11	1.87	Readington Twp.	1.46	1.45	1.53	1.56	1.64
Westville Boro.	2.72	2.70	2.59	2.53	2.30	Stockton Boro.	1.88	1.76	1.86	1.77	1.88
Woodbury City	2.61	2.59	2.49	2.49	2.35	Tewksbury Twp.	1.59	1.46	1.32	1.43	1.39
Woodbury Heights Boro.	2.56	2.76	2.69	2.39	2.38	Union Twp.	1.67	1.40	1.35	1.64	1.38
Woolwich Twp.	2.69	2.33	2.40	2.33	2.29	West Amwell Twp.	1.66	1.50	1.45	1.49	1.75
<u>HUDSON COUNTY</u>						<u>MERCER COUNTY</u>					
Bayonne City	2.50	2.38	2.47	2.26	2.46	East Windsor Twp	2.18	2.10	2.18	2.55	2.70
East Newark Boro.	2.42	2.82	2.39	2.52	2.49	Ewing Twp.	2.13	1.97	1.93	1.94	2.04
Guttenberg Town	1.75	1.95	2.00	2.07	2.21	Hamilton Twp.	2.08	1.99	2.09	2.23	2.17
Harrison Town	2.20	1.96	2.03	2.23	2.13	Hightstown Boro.	2.17	2.28	2.33	2.73	2.95
Hoboken City	2.10	2.08	1.95	2.37	2.43	Hopewell Boro.	1.65	1.57	1.60	1.96	1.89
Jersey City, City	3.27	2.48	2.54	2.83	2.89	Howell Twp.	1.63	1.52	1.54	1.71	1.74
Kearny Town	2.18	1.85	1.60	1.97	2.09	Lawrence Twp.	1.93	1.72	1.70	1.60	1.93
North Bergen Twp.	2.71	2.74	2.71	2.53	2.71	Pennington Boro.	1.49	1.50	1.59	1.71	1.77
Secaucus Town	1.99	1.75	1.80	1.52	1.77	Princeton Boro.	1.72	1.51	1.48	1.66	1.77
Union City, City	3.18	2.79	2.65	3.00	3.09	Princeton Twp.	1.51	1.39	1.43	1.54	1.65
Weehawken Twp.	2.26	2.14	1.96	1.62	1.84	Trenton City	3.66	3.07	2.94	2.98	3.15
West New York Town	3.10	2.97	2.89	2.75	2.78	Washington Twp.	1.58	1.49	1.46	1.58	1.59
<u>HUNTERDON COUNTY</u>						West Windsor Twp.	1.75	1.70	1.62	1.72	1.76
Alexandria Twp	1.60	1.59	1.56	1.63	1.61						
Bethlehem Twp.	1.83	1.73	1.68	1.84	1.72						

TABLE 11 (Con't)

EQUALIZED PROPERTY TAX RATE

<u>MIDDLESEX COUNTY</u>	1987	1988	1989	1990	1991	<u>MONMOUTH (Con't)</u>	1987	1988	1989	1990	1991
Carteret Boro.	2.06	1.95	2.00	2.14	2.18	Fair Haven Boro.	1.86	1.64	1.67	1.87	1.98
Cranbury Twp.	1.40	1.58	1.54	1.67	1.73	Farmingdale Boro.	2.13	1.67	1.79	1.81	1.70
Dunnellen Boro.	1.95	1.82	1.98	2.30	2.36	Freehold Boro.	1.84	1.86	1.83	2.08	2.19
East Brunswick Twp.	2.21	2.00	2.10	2.08	2.12	Freehold Twp.	1.75	1.32	1.63	1.93	1.78
Edison Twp.	1.54	1.35	1.34	1.61	1.59	Hazlet Twp.	1.90	1.74	1.79	2.04	2.24
Helmetta Boro.	2.26	2.46	2.07	1.99	1.76	Highlands Boro.	2.06	1.90	2.01	2.40	2.46
Highland Park Boro.	2.25	2.25	2.24	2.62	2.91	Holmdel Twp.	1.37	1.31	1.38	1.59	1.62
Jamesburg Boro.	2.15	2.11	2.04	2.10	2.14	Howell Twp.	1.64	1.41	1.51	1.83	1.66
Metuchen Boro.	2.06	1.94	1.79	1.90	2.02	Interlaken Boro.	1.29	1.13	1.02	1.21	1.30
Middlesex Boro.	2.32	2.16	2.05	2.22	2.25	Keansburg Boro.	2.21	1.98	2.14	2.78	3.01
Milltown Boro.	1.80	1.91	1.80	1.93	1.94	Keyport Boro.	2.11	1.94	2.10	2.34	2.29
Monroe Twp.	1.39	1.31	1.37	1.48	1.54	Little Silver Boro.	1.88	1.67	1.78	1.94	1.96
New Brunswick City	2.25	2.22	2.23	2.42	2.52	Loch Arbour Village	2.20	2.15	2.14	2.18	2.01
North Brunswick Twp.	1.66	1.60	1.58	1.68	1.70	Long Branch City	2.18	2.04	2.13	2.37	2.39
Old Bridge Twp.	2.39	2.13	2.11	2.57	2.71	Manalapan Twp.	1.75	1.59	1.64	1.85	1.90
Perth Amboy City	2.20	2.05	1.98	2.22	2.13	Manasquan Boro.	1.32	1.28	1.41	1.65	1.60
Piscataway Twp.	1.77	1.81	1.80	1.89	2.10	Marlboro Twp.	1.66	1.59	1.71	1.83	1.73
Plainsboro Twp.	1.81	1.61	1.65	1.79	1.79	Matawan Boro.	2.05	1.79	1.98	2.27	2.48
Sayreville Boro.	1.65	1.58	1.63	1.65	1.58	Middletown Twp.	1.77	1.65	1.69	1.78	1.71
South Amboy City	1.77	1.62	1.61	1.73	1.93	Millstone Twp	1.50	1.38	1.50	1.55	1.49
South Brunswick Twp.	1.84	1.60	1.49	1.60	1.71	Monmouth Beach Boro.	1.67	1.38	1.31	1.48	1.50
South Plainfield Boro.	1.89	1.87	1.99	2.04	2.01	Neptune Twp.	1.90	1.90	1.91	2.15	2.24
South River Boro.	2.41	2.19	2.12	2.25	2.27	Neptune City, Boro.	2.12	1.84	1.87	2.19	2.28
Spotswood Boro.	2.22	1.88	1.92	2.10	2.26	Ocean Twp.	1.84	1.71	1.79	1.94	1.94
Woodbridge Twp.	1.95	1.84	1.97	2.07	2.06	Oceanport Boro.	1.68	1.57	1.61	1.78	1.79
<u>MONMOUTH COUNTY</u>						Red Bank Boro.	1.95	1.98	2.08	2.38	2.54
Aberdeen Twp.	2.08	1.89	1.83	2.23	2.41	Roosevelt Boro.	2.38	2.39	2.28	2.57	2.47
Allenhurst Boro.	1.09	1.10	1.06	1.10	1.30	Rumson Boro.	1.64	1.39	1.41	1.44	1.60
Allentown Boro.	2.06	1.99	2.19	2.19	2.10	Sea Bright Boro.	1.79	1.57	1.66	1.73	1.89
Asbury Park City	3.47	3.03	3.39	3.38	3.48	Sea Girt Boro.	1.01	.90	.94	1.01	1.06
Atlantic Highlands Boro.	2.20	1.89	1.84	1.98	2.07	Shrewsbury Boro.	1.98	1.59	1.74	1.89	1.94
Avon-By-The-Sea Boro.	1.38	1.34	1.56	1.61	1.69	Shrewsbury Twp.	2.16	2.31	2.65	3.10	2.74
Belmar Boro.	1.86	1.59	1.86	2.09	2.10	South Belmar Boro.	2.23	1.91	1.60	1.83	1.97
Bradley Beach Boro.	2.35	1.88	1.95	2.26	2.18	Spring Lake Boro.	1.00	.91	.95	1.00	1.06
Brielle Boro.	1.61	1.43	1.30	1.46	1.51	Spring Lake Heights Boro.	1.49	1.29	1.35	1.47	1.63
Colts Neck Twp.	1.22	1.26	1.25	1.34	1.26	Tinton Falls Boro.	1.98	1.71	1.56	1.84	2.02
Deal Boro.	1.00	.79	.69	.67	.69	Union Beach Boro.	2.00	2.08	1.85	2.18	2.24
Eatontown Boro.	1.74	1.54	1.75	2.14	2.00	Upper Freehold Twp.	1.69	1.44	1.51	1.93	1.71
Englishtown Boro.	1.97	1.74	2.04	1.96	1.92	Wall Twp.	1.55	1.39	1.47	1.54	1.71
						West Long Branch Boro.	1.69	1.61	1.70	1.77	1.94

TABLE 11 (Con't)

EQUALIZED PROPERTY TAX RATE

MORRIS COUNTY	1987	1988	1989	1990	1991	OCEAN COUNTY	1987	1988	1989	1990	1991
Boonton Town	1.88	1.88	1.85	1.90	2.00	Barneget Twp.	1.91	1.89	1.84	2.17	2.34
Boonton Twp.	1.20	1.08	1.17	1.36	1.49	Barneget Light Boro.	.70	.71	.73	.84	.89
Butler Boro.	2.02	1.81	2.04	2.29	2.40	Bay Head Boro.	.97	.89	.92	.96	.95
Chatham Boro.	1.56	1.43	1.37	1.52	1.62	Beach Haven Boro.	.98	1.00	1.05	1.12	1.12
Chatham Twp.	1.47	1.31	1.33	1.50	1.69	Beachwood Boro.	1.99	1.73	2.03	2.09	1.78
Chester Boro.	1.95	1.84	1.69	1.73	1.99	Berkeley Twp.	1.45	1.27	1.26	1.39	1.52
Chester Twp.	1.64	1.48	1.62	1.71	1.93	Brick Twp.	1.54	1.50	1.45	1.66	1.58
Denville Twp.	1.62	1.45	1.47	1.58	1.74	Dover Twp.	1.87	1.67	1.78	1.82	1.68
Dover Town	2.11	2.00	2.06	2.18	2.32	Eagleswood Twp.	1.74	1.44	1.45	1.91	2.18
East Hanover Twp.	1.45	1.19	1.19	1.25	1.54	Harvey Cedars Boro.	.83	.74	.82	.94	.94
Florham Park Boro.	1.09	1.06	1.07	1.16	.94	Island Heights Boro.	1.69	1.53	1.51	1.62	1.96
Hanover Twp.	1.13	1.19	1.22	1.29	1.39	Jackson Twp.	2.20	1.85	1.99	2.42	2.34
Harding Twp.	.77	.68	.68	.76	.82	Lacey Twp.	1.19	1.23	1.23	1.37	1.28
Jefferson Twp.	1.66	1.48	1.55	1.76	1.93	Lakehurst Boro.	2.62	2.13	2.22	2.72	2.47
Kinnelon Boro.	1.70	1.60	1.53	1.68	1.78	Lakewood Twp.	2.15	1.90	1.98	2.15	2.31
Lincoln Park Boro.	1.84	1.82	1.78	2.00	2.18	Lavallette Boro.	.93	.90	.93	.99	1.02
Madison Boro.	1.49	1.43	1.42	1.61	1.74	Little Egg Harbor Twp.	2.12	1.85	1.78	2.02	1.99
Mendham Boro.	1.58	1.43	1.43	1.63	1.75	Long Beach Twp	.86	.77	.82	.93	.95
Mendham Twp.	1.57	1.34	1.35	1.49	1.63	Manchester Twp.	1.56	1.49	1.66	1.97	2.02
Mine Hill Twp.	1.84	1.59	1.68	1.96	2.23	Mantoloking Boro.	.62	.55	.65	.66	.70
Montville Twp.	1.44	1.25	1.30	1.42	1.61	Ocean Twp	1.94	1.62	1.61	2.10	1.78
Morris Twp.	1.27	1.23	1.32	1.34	1.48	Ocean Gate Boro.	1.74	1.55	1.62	1.96	1.72
Morris Plains Boro.	1.61	1.47	1.57	1.71	1.89	Pine Beach Boro.	1.88	1.82	1.88	1.95	1.66
Morristown Town	1.81	1.55	1.57	1.60	1.81	Plumsted Twp.	1.70	1.88	1.73	1.83	1.60
Mount Arlington Boro.	2.05	1.80	1.87	2.11	2.32	Point Pleasant Boro.	1.62	1.54	1.60	1.73	1.71
Mount Olive Twp.	1.91	1.67	1.67	1.91	2.46	Point Pleasant Beach Boro.	1.39	1.29	1.28	1.38	1.49
Mountain Lakes Boro.	1.97	1.73	1.77	1.92	2.11	Seaside Heights Boro.	1.51	1.41	1.65	1.72	1.72
Netcong Boro.	1.93	1.83	1.85	2.07	2.27	Seaside Park Boro.	1.38	1.15	1.31	1.27	1.53
Parsippany-Troy Hills Twp.	1.59	1.53	1.43	1.62	1.80	Ship Bottom Boro.	.94	1.02	.97	1.31	1.30
Passaic Twp.	1.64	1.53	1.61	1.71	1.82	South Toms River Boro.	2.28	1.96	1.96	2.21	2.25
Pequannock Twp.	1.911	1.75	1.82	2.04	2.13	Stafford Twp.	1.38	1.30	1.39	1.43	1.56
Randolph Twp.	1.73	1.66	1.76	1.95	2.06	Surf City Boro.	.87	.89	.90	1.00	1.01
Riverdale Boro.	1.23	1.52	1.28	1.68	1.71	Tuckerton Boro.	2.10	1.77	1.90	2.10	1.90
Rockaway Boro.	1.72	1.62	1.69	1.92	2.05	PASSAIC COUNTY					
Rockaway Twp.	2.02	1.78	1.92	2.03	2.13	Bloomington Boro.	2.20	2.10	2.34	2.40	2.55
Roxbury Twp.	1.78	1.68	1.69	2.02	2.10	Clifton City	1.65	1.60	1.61	1.73	1.74
Victory Gardens Boro	1.81	1.82	2.12	2.06	1.82	Haledon Boro.	2.05	1.96	1.97	2.18	2.31
Washington Twp	1.81	1.70	1.71	1.89	2.01	Hawthorne Boro.	1.71	1.67	1.70	1.77	1.79
Wharton Boro.	1.86	1.82	1.89	1.88	2.11	Little Falls Twp.	1.52	1.37	1.21	1.52	1.56

TABLE 11 (Con't)

EQUALIZED PROPERTY TAX RATES

<u>PASSAIC (Con't)</u>	<u>1987</u>	<u>1988</u>	<u>1989</u>	<u>1990</u>	<u>1991</u>	<u>SOMERSET (Con't)</u>	<u>1987</u>	<u>1988</u>	<u>1989</u>	<u>1990</u>	<u>1991</u>
North Haledon Boro.	1.93	1.66	1.72	1.92	2.03	Manville Boro.	1.98	1.78	1.79	2.04	2.27
Passaic City	2.95	2.64	2.89	3.08	3.18	Millstone Boro.	1.43	1.55	1.49	1.73	2.03
Paterson City	3.11	3.09	2.90	3.03	2.94	Montgomery Twp.	1.60	1.49	1.48	1.67	1.69
Pompton Lakes Boro.	2.01	1.92	1.89	2.36	2.61	North Plainfield Boro.	2.30	2.13	2.16	2.39	2.52
Prospect Park Boro.	1.90	1.74	1.91	2.01	2.22	Peapack-Gladstone Boro.	.98	.97	.93	1.18	1.23
Ringwood Boro.	2.33	2.16	2.19	2.53	2.43	Raritan Boro.	2.01	2.07	1.99	2.07	2.09
Totowa Boro.	1.41	1.29	1.36	1.41	1.55	Rocky Hill Boro.	1.07	1.23	1.28	1.47	1.48
Wanaque Boro.	2.07	2.20	2.34	2.52	2.50	Somerville Boro.	2.06	2.15	2.21	2.38	2.44
Wayne Twp.	1.86	1.75	1.66	1.67	1.91	South Bound Brook Boro.	2.17	2.20	2.13	2.39	2.64
West Milford Twp.	2.08	1.92	2.06	2.25	2.17	Warren Twp.	1.32	1.18	1.16	1.29	1.43
West Paterson Boro.	1.71	1.60	1.46	1.73	1.75	Watchung Boro.	1.34	1.27	1.20	1.32	1.51
<u>SALEM COUNTY</u>						<u>SUSSEX COUNTY</u>					
Alloway Twp.	2.17	2.12	1.86	1.87	1.67	Andover Boro.	1.81	1.80	1.61	1.86	1.98
Carneys Point Twp.	2.56	2.39	2.41	2.23	2.18	Andover Twp.	1.92	1.82	1.83	1.88	2.21
Elmer Boro.	2.28	2.12	2.00	2.53	2.34	Branchville Boro.	1.44	1.25	1.07	.98	1.34
Flsinboro Twp.	2.34	2.05	2.08	2.20	2.00	Byram Twp.	2.07	1.76	1.69	2.13	2.29
Lower Alloways Creek Twp.	.92	.78	.71	.87	.59	Frankford Twp.	2.08	1.84	1.72	1.80	1.99
Mannington Twp.	2.41	2.09	1.92	1.82	1.75	Franklin Boro.	2.50	2.56	2.33	2.53	2.66
Oldmans Twp.	2.69	2.22	2.07	1.89	2.04	Fredon Twp.	2.05	1.81	1.78	1.87	1.99
Penns Grove Boro.	3.57	3.53	3.50	3.71	3.42	Green Twp.	1.61	1.83	1.84	2.14	2.23
Pennsville Twp.	2.11	1.93	1.98	1.84	1.73	Hamburg Boro.	2.22	2.09	1.89	1.89	2.17
Pilesgrove Twp.	1.99	1.74	1.81	1.94	1.74	Hampton Twp.	2.09	1.76	1.55	1.87	2.13
Pittsgrove Twp.	2.00	1.85	2.08	2.15	1.97	Hardyston Twp.	2.33	2.20	2.08	2.18	2.20
Quinton Twp.	2.22	1.88	1.96	2.17	1.94	Hopatcong Boro.	2.11	1.91	1.96	2.08	2.16
Salem City	3.15	3.47	4.45	4.13	2.54	Lafayette Twp.	2.30	2.01	1.86	1.89	2.40
Upper Pittsgrove Twp.	1.94	1.72	1.80	2.29	1.71	Montague Twp.	1.64	1.69	1.64	1.74	1.63
Woodstown Boro.	2.60	2.79	2.56	2.37	2.41	Newton Town	1.86	1.54	1.72	1.89	1.95
<u>SOMERSET COUNTY</u>						Ogdensburg Boro.	2.92	2.48	2.32	2.10	2.29
Bedminster Twp.	1.03	1.03	.90	1.06	1.07	Sandyston Twp.	1.61	1.58	1.47	1.56	1.51
Bernards Twp.	1.59	1.38	1.36	1.48	1.57	Sparta Twp.	1.85	1.81	1.90	1.99	2.02
Bernardsville Boro.	1.34	1.18	1.24	1.36	1.48	Stanhope Boro.	2.52	2.35	2.24	2.50	2.54
Bound Brook Boro.	1.91	1.78	1.84	2.19	2.35	Stillwater Twp.	1.97	1.69	1.67	1.84	1.88
Branchburg Twp.	1.60	1.32	1.55	1.71	1.84	Sussex Boro.	1.99	2.16	2.12	2.26	2.26
Bridgewater Twp.	1.67	1.52	1.45	1.57	1.67	Vernon Twp.	1.88	1.78	1.58	1.70	1.75
Far Hills Boro.	.93	1.10	1.08	.97	1.08	Walpack Twp.	1.12	.57	.54	.49	.42
Franklin Twp.	1.71	1.50	1.43	1.56	1.64	Wantage Twp.	1.98	1.78	1.70	1.76	1.97
Green Brook Twp.	1.61	1.58	1.50	1.56	1.70						
Hillsborough Twp.	1.69	1.61	1.61	1.83	2.02						

TABLE 11 (Con't)

EQUALIZED PROPERTY TAX RATES

UNION COUNTY	1987	1988	1989	1990	1991	WARREN COUNTY	1987	1988	1989	1990	1991
Berkeley Heights Twp.	1.76	1.59	1.63	1.71	1.86	Allamuchy Twp.	1.70	1.70	1.51	1.60	1.86
Clark Twp.	1.80	1.65	1.85	1.94	2.04	Alpha Boro.	1.93	2.07	1.96	2.28	1.87
Cranford Twp.	1.84	1.68	1.71	1.84	1.91	Belvidere Town	2.21	1.96	2.31	2.47	2.14
Elizabeth City	2.16	2.01	2.07	2.21	2.17	Blairstown Twp.	.74	.82	1.04	1.41	1.35
Fanwood Boro.	2.06	1.94	2.09	2.16	2.36	Franklin Twp.	1.78	1.53	1.84	1.83	1.94
Garwood Boro.	2.07	2.16	1.97	2.20	2.24	Frelinghuysen Twp.	1.79	1.82	1.92	1.90	1.79
Hillside Twp.	2.34	2.36	2.53	2.60	2.74	Greenwich Twp.	2.11	2.09	2.01	1.98	1.73
Kenilworth Boro.	1.72	1.60	1.63	1.81	1.80	Hackettstown Town	2.10	2.15	2.06	2.25	2.02
Linden City	1.47	1.44	1.58	1.70	1.69	Hardwick Twp.	2.12	1.82	1.65	1.70	1.55
Mountainside Boro.	1.54	1.45	1.40	1.57	1.48	Harmony Twp.	1.9	1.82	1.66	2.07	1.66
New Providence Boro.	1.79	1.77	1.74	1.90	1.99	Hope Twp.	1.89	1.90	1.95	2.23	2.00
Plainfield City	2.36	2.24	2.36	2.35	2.53	Independence Twp.	1.87	1.70	1.92	2.16	1.80
Rahway City	2.25	2.25	2.26	2.37	2.57	Knowlton Twp.	2.12	1.84	1.59	1.98	1.77
Roselle Boro.	2.53	2.43	2.49	2.84	2.91	Liberty Twp.	2.01	2.14	1.84	2.21	1.78
Roselle Park Boro.	2.40	2.47	2.35	2.46	2.56	Lopatcong Twp.	1.80	1.90	1.85	1.91	1.63
Scotch Plains Twp.	1.85	1.70	1.78	1.98	2.11	Mansfield Twp.	1.58	1.93	1.82	2.05	1.91
Springfield Twp.	1.85	1.72	1.82	1.96	1.82	Oxford Twp.	2.25	2.26	2.16	2.45	2.26
Summit City	1.42	1.43	1.43	1.53	1.55	Pahaquarry Twp.	3.54	3.89	4.23	5.10	5.78
Union Twp.	1.77	1.85	1.87	1.98	2.00	Phillipsburg Town	2.41	2.44	2.22	1.98	2.06
Westfield Town	1.82	1.65	1.76	1.88	1.85	Pohatcong Twp.	1.80	1.72	1.77	1.95	1.74
Winfield Twp.	12.25	11.81	11.36	11.66	10.08	Washington Boro.	2.34	2.37	2.42	2.73	2.57
						Washington Twp.	1.89	1.84	1.78	2.17	1.92
						White Twp.	1.63	1.55	1.59	1.73	1.71

TABLE 12: FINANCES OF MUNICIPALLY OPERATED UTILITIES

This table reports the revenues and expenditures of municipally operated utilities in summary since 1981 and in detail for 1991. These operations are independent of the municipality and are not shown in the municipal data on the preceding pages.

Utility Type Codes: 1- Water 2- Sewer 3- Airport 4- Beach Front 5- Water & Sewer 6- Harbor
7- Electric 8- Parking 9- Swimming Pool

	TYPE	SURPLUS ANTICIP	OPERATING INCOME	FROM PROP TAXES	SURPLUS TO MUNI	OPERATING COSTS	DEBT SERVICE	CAPITAL IMPROVE	TOTAL REVENUE	TOTAL EXPEND
ABERDEEN TWP.	1	77,060	933,095			807,730	247,185	116,000	1,010,155	1,170,915
ABSECON CITY	2	100,000	735,578			556,369	243,555	15,000	835,578	814,925
ALLENDALE BORO.	1	102,942	517,072			549,942		25,000	620,015	574,942
ALLENHURST BORO.	5		454,842			458,840	30,924	2,500	454,842	492,265
ALLENTOWN BORO.	1	18,300	269,964			195,000	55,513	27,150	288,264	277,663
ALLENTOWN BORO.	2	10,000	322,255			220,000	43,138	10,500	332,255	273,638
ALPHA BORO.	1	38,656	170,981			147,125	32,432	10,000	209,637	189,557
ALPHA BORO.	2	68,975	420,311			377,395	42,580	30,000	489,286	449,975
ALPHA BORO.	9	31,400	45,701			61,296			77,101	61,296
ANDOVER BORO.	1	10,175	36,869			46,275		1,000	47,044	47,275
ASBURY PARK CITY	2	325,000	3,139,773			2,748,317		354,683	3,464,773	3,103,000
ASBURY PARK CITY	4		190,477	183,922		364,400		10,000	374,400	374,400
ATL. HIGHLANDS BORO.	5	63,651	1,658,839			1,271,536	242,792	16,600	1,722,491	1,530,929
ATL. HIGHLANDS BORO.	6	540,509	2,236,348			2,064,737	429,587	185,000	2,776,858	2,679,324
ATLANTIC CITY CITY	1		43,672				40,005		43,672	40,005
AVALON BORO.	5	88,949	4,118,649			2,734,173	983,709	135,000	4,207,598	3,852,883
AVON BY THE SEA BORO.	4		458,184			406,232		16,673	458,184	422,905
AVON BY THE SEA BORO.	5	80,000	717,659			493,874	89,584	1,000	797,659	584,458
BARNEGAT LIGHT BORO.	5	246,000	459,898		66,000	415,000		47,000	705,898	528,000
BARNEGAT TWP.	5	340,000	1,563,707			1,158,022	340,962	150,000	1,903,707	1,648,984
BARRINGTON BORO.	2	115,000	488,280			321,481	30,441		603,280	351,922
BAYONNE CITY	5	2,291,000	4,500,805			6,476,000	365,805	10,000	6,791,805	6,851,805
BEACH HAVEN BORO.	1	50,000	550,938			382,500	189,296	14,203	600,938	586,000
BEACHWOOD BORO.	1	103,000	806,774			524,255	168,845	24,900	909,774	718,000
BEDMINSTER TWP.	2	11,891	241,930			209,765		15,000	253,821	224,765
BELLEVILLE TWP.	1	3,430	1,305,111	40,468		1,323,492	15,625		1,349,010	1,339,117
BELLMAWR BORO.	1	24,000	605,554			461,542	187,223		629,554	648,765
BELLMAWR BORO.	2		754,637			611,000		40,000	754,637	651,000
BELMAR BORO.	4		1,357,902			1,140,845		74,500	1,357,902	1,215,345
BELMAR BORO.	5	404,347	2,151,563			1,877,075	296,272	50,000	2,555,910	2,223,347
BELVIDERE TOWN	2	71,729	558,627			462,504	146,928	10,000	630,357	619,433
BELVIDERE TOWN	9	4,000	42,594			40,620			46,594	40,620
BERLIN BORO.	1		1,137,681			775,189	311,732	20,000	1,137,681	1,106,921
BERLIN BORO.	2	49,000	336,815			237,382	110,125	20,000	385,815	367,507
BERLIN TWP.	5		82,684			86,482			82,684	86,482
BLAIRSTOWN TWP.	1		74,134			43,200		1,700	74,134	44,900
BLOOMFIELD TWP.	1		4,727,933			3,400,866	536,984		4,727,933	3,937,850
BLOOMINGDALE BORO.	1	732	4,306			3,715	567	650	5,038	4,932
BLOOMINGDALE BORO.	2	1,767	9,183			10,607			10,951	10,607
BLOOMSBURY BORO.	1	37,288	65,559			87,180		6,300	102,847	93,480
BOONTON TOWN	1	155,859	871,365			744,917	171,083	115,140	1,027,225	1,031,140
BOONTON TOWN	2	305,932	662,198			593,237	283,732	6,000	968,131	882,970
BOONTON TWP.	1		29,196			25,878			29,196	25,878
BOONTON TWP.	2		43,008			42,643			43,008	42,643
BORDENTOWN CITY	1	13,000	1,358,638			914,454	507,883	20,000	1,371,638	1,442,338

TABLE 12: FINANCES OF MUNICIPALLY OPERATED UTILITIES

	TYPE	SURPLUS ANTICIP	OPERATING INCOME	FROM PROP TAXES	SURPLUS TO MUNI	OPERATING COSTS	DEBT SERVICE	CAPITAL IMPROVE	TOTAL REVENUE	TOTAL EXPEND
BORDENTOWN CITY	2		129,729			130,000			129,729	130,000
BORDENTOWN TWP.	2	19,500	118,225			19,500	117,323		137,725	136,823
BRADLEY BEACH BORO.	2	79,004	628,084			678,703	11,466	6,000	707,088	696,170
BRADLEY BEACH BORO.	4		508,599			393,044		29,500	508,599	422,544
BRANCHBURG TWP.	2	71,000	1,284,239			1,099,945	128,681	161,400	1,355,239	1,390,026
BRANCHVILLE BORO.	1	1,885	66,668	72,500		146,480		15,000	141,054	161,480
BRICK TWP.	2		20,434				20,434		20,434	20,434
* BRIDGETON CITY	0	470,614		26,524		497,999			497,139	497,999
BRIDGETON CITY	5	440,000	1,618,408			1,732,172	99,557	101,000	2,058,408	1,932,730
BRIDGEWATER TWP.	2	840,000	4,742,858			4,353,131	909,470		5,582,858	5,262,601
BRIELLE BORO.	5	284,286	1,347,933			1,180,000	351,286	80,000	1,632,219	1,611,286
BRIGANTINE CITY	5	290,396	3,144,369			2,328,036	848,929	192,000	3,434,766	3,368,965
BROOKLAWN BORO.	1	38,200	362,565			82,682	283,226		400,765	365,909
BURLINGTON CITY	1		672,972	77,645		753,004	21,531		750,617	774,536
BURLINGTON CITY	2	295,600	993,980			990,600	80,000		1,289,580	1,070,600
* BURLINGTON COUNTY	0	1,300,000	13,820,000			7,593,489	3,001,546	1,358,000	15,120,809	11,953,035
BURLINGTON TWP.	1	10,959	1,651,208			678,446	365,882	20,000	1,662,167	1,064,328
BURLINGTON TWP.	2	211,817	2,111,705			1,663,643	290,932	35,000	2,323,522	1,989,575
BUTLER BORO.	1	20,000	837,845			776,055	158,498	3,250	857,845	937,803
BUTLER BORO.	7	950,000	11,648,411			11,315,463	409,816	97,000	12,598,411	11,822,279
CALDWELL BORO. TWP.	1	40,075	731,472			722,844	5,208		771,547	728,052
CALDWELL BORO. TWP.	2	394,292	3,564,257			1,968,964	1,679,759		3,958,549	3,648,723
CAMDEN CITY	1	203,266	2,104,495			2,031,252	202,102		2,307,761	2,233,354
CAMDEN CITY	2	314,628	957,410			984,186	142,663		1,272,038	1,126,849
CAPE MAY CITY	5	250,000	3,390,776			2,829,200	512,272	50,000	3,640,776	3,391,473
CAPE MAY POINT BORO.	5	84,200	283,400			243,800	88,607	5,000	367,600	337,407
CEDAR GROVE TWP.	1	162,333	1,662,094			869,084	619,257	26,750	1,824,427	1,515,091
CEDAR GROVE TWP.	2	371,452	1,739,405			749,542	684,297	53,000	2,110,858	1,486,839
CEDAR GROVE TWP.	9	34,674	208,820			176,524	34,921	16,200	243,494	227,645
* CHATHAM BORO.	0	10,000				10,000			10,000	10,000
CHATHAM BORO.	1	59,050	522,847			372,450		92,500	581,897	464,950
CHATHAM TWP.	2		1,379,811			1,014,171	442,614	5,000	1,379,811	1,461,785
CHATHAM TWP.	9	198,234	7,158			204,800			205,393	204,800
CHERRY HILL TWP.	2		3,838,026			2,278,400	1,009,788		3,838,026	3,288,188
CHESTER BORO.	1	3,500	34,546			31,700		5,000	38,046	36,700
CHESTER BORO.	2		148,850			148,850			148,850	148,850
CLARK TWP.	9	131,020	297,931		5,000	296,020		25,000	428,951	326,020
CLAYTON BORO.	1	70,578	432,754			276,055	117,638	66,683	503,333	460,376
CLEMENTON BORO.	1	40,000	520,359			355,025	205,216		560,359	560,241
CLINTON TOWN	1	75,000	970,895			664,360	225,640	21,000	1,045,895	911,000
CLINTON TOWN	2	271,165	1,165,881			1,233,965	109,187	27,000	1,437,046	1,370,152
COLLINGSWOOD BORO.	1	30,000	791,068			787,957	188,795	17,000	821,068	993,752
COLLINGSWOOD BORO.	2	4,100	675,438			617,628	16,369		679,538	633,998
CRANBURY TWP.	1	151,250	200,947			121,232		43,000	352,197	164,232
CRANFORD TWP.	9	21,981	1,075,191			872,562	151,132	40,050	1,097,172	1,063,744
CRESSKILL BORO.	9	64,000	214,400			227,300		20,000	278,400	247,300
DEAL BORO.	2	42,031	436,077			341,291	104,131	80,000	478,108	525,422
DENVILLE TWP.	1	150,000	968,487			946,600	81,283		1,118,487	1,027,883
DENVILLE TWP.	2	137,000	1,244,586			1,184,346	96,554		1,381,586	1,280,901
DOVER TOWN	1	100,000	1,276,432			1,011,788	262,262	6,000	1,376,432	1,280,050
DOVER TOWN	8	22,148	88,018			112,248		1,000	110,166	113,248

* Solid Waste

TABLE 12: FINANCES OF MUNICIPALLY OPERATED UTILITIES

	TYPE	SURPLUS ANTICIP	OPERATING INCOME	FROM PROP TAXES	SURPLUS TO MUNI	OPERATING COSTS	DEBT SERVICE	CAPITAL IMPROVE	TOTAL REVENUE	TOTAL EXPEND
* DOVER TWP.	0	250,620	1,004,333			770,432	157,505	159,000	1,254,953	1,086,937
EAGLESWOOD TWP.	2	17,070	98,544		11,000	70,970	22,161	500	115,614	104,632
EAST BRUNSWICK TWP.	1		5,009,527			3,304,635	1,472,845		5,009,527	4,777,480
EAST BRUNSWICK TWP.	8	2,135,054	988,684			363,054	1,566,475	206,100	3,123,738	2,135,629
EAST BRUNSWICK TWP.	9	72,462	54,154			116,942			126,616	116,942
EAST GREENWICH TWP.	1	54,754	227,584			123,754		150,000	282,338	273,754
EAST GREENWICH TWP.	2	173,714	419,765		196,675	80,228		155,000	593,480	431,903
EAST HANOVER TWP.	1		817,534			425,042	266,957		817,534	692,000
EAST HANOVER TWP.	9		67,969	95,000		84,280	67,719		162,969	151,999
EAST NEWARK BORO.	1	26,000	115,292			115,000		25,000	141,292	140,000
EAST ORANGE CITY	1		5,793,910			4,655,000	348,732	500,000	5,793,910	5,503,732
EDISON TWP.	1	339,188	4,044,777			4,071,406	270,145	143,000	4,383,966	4,484,552
EDISON TWP.	2		5,284,992		824,696	3,711,726	810,199		5,284,992	5,346,621
EGG HARBOR CITY	5	18,115	889,113			709,350	252,606	25,000	907,228	986,956
ELIZABETH CITY	1	585,000	3,772,639			4,158,312		148,000	4,357,639	4,306,312
ELIZABETH CITY	2		5,106,040			3,843,114	870,007	177,500	5,106,040	4,890,622
ELMER BORO.	1	33,260	161,046			98,019	76,920	12,000	194,306	186,939
ELMWOOD PARK BORO.	1	40,000	1,275,959			1,092,984	100,016		1,315,959	1,193,000
EMERSON BORO.	2	3,200	561,865			149,000			565,065	149,000
ENGLISHTOWN BORO.	1	4,855	251,685			139,155	68,347	20,000	256,540	227,502
ENGLISHTOWN BORO.	2	37,000	190,477			178,225	40,921	7,000	227,477	226,146
ESSEX FELS TWP.	1	242,239	1,380,929			1,172,189		150,000	1,623,168	1,322,189
* EVESHAM TWP.	0		979,548			609,916	27,362		979,548	637,270
FAIR LAWN BORO.	1	366,540	2,903,149			1,748,340	497,750	18,000	3,269,689	2,264,090
FAIRFIELD TWP.	1		758,707			669,118	26,435	6,000	758,707	701,553
FAIRFIELD TWP.	2	192,062	1,467,970			1,514,269	176,790	9,500	1,660,032	1,700,559
FAIRFIELD TWP.	9	59,957	191,745			80,670	91,756	20,350	251,702	192,776
FARMINGDALE BORO.	1	12,420	156,953			147,025	15,395	10,000	169,374	172,420
FARMINGDALE BORO.	2	47,168	308,954			248,739	99,040		356,122	347,780
FIELDSBORO BORO.	5	8,844	154,000			131,044			162,844	131,044
FLEMINGTON BORO.	1	130,070	246,663			243,659	50,911	15,500	376,733	310,070
FLEMINGTON BORO.	2	185,199	1,216,499			1,412,500			1,401,699	1,412,500
FLORENCE TWP.	5		1,506,902			1,381,541	400,887		1,506,902	1,782,428
FLORHAM PARK BORO.	1		680,543			400,500	97,900	63,000	680,543	561,400
FLORHAM PARK BORO.	9	35,110	107,787			83,407	33,093		142,897	116,500
FRANKLIN BORO.	5	381,981	1,510,714			1,052,793	784,347	44,020	1,892,695	1,881,160
FRANKLIN TWP.	1	4,710,000	2,724,180			1,581,656	457,496	125,000	7,434,180	2,164,152
FREEHOLD BORO.	5	194,342	3,645,985			3,080,150	325,030	22,623	3,840,327	3,427,803
FREEHOLD TWP.	5	1,683,400	7,270,449			4,626,900	1,596,775	652,500	8,953,849	6,876,175
FRENCHTOWN BORO.	2	15,675	332,963			204,338	41,705		348,638	246,044
GALLOWAY TWP.	2	226,909	1,710,835			1,109,008	794,901		1,937,744	1,903,909
GARFIELD CITY	1	135,000	1,537,770			1,559,299	40,000	5,000	1,672,770	1,604,299
GIBBSBORO BORO.	2	22,750	109,081			114,250		500	131,831	114,750
GLASSBORO BORO.	5	584,948	2,494,039			2,232,041	425,555	87,752	3,078,988	2,745,348
** GLEN GARDNER BORO.	0	10,600	181,759			189,596			192,359	189,596
GLEN GARDNER BORO.	1	10,925	126,645			70,425	40,333	10,000	137,570	120,758
GLEN RIDGE BORO. TWP.	1		611,873			495,740		39,179	611,873	534,919
GLOUCESTER CITY CITY	1	18,005	945,529	56,752		838,173	228,366	20,000	1,020,288	1,086,540
GLOUCESTER CITY CITY	2		857,184		88,171	538,868		50,000	857,184	677,039
*** GREEN BROOK TWP.	0	114,081	71,060			78,081	105,000		185,141	183,081
GREEN BROOK TWP.	2	109,664	188,749			270,927		15,000	298,413	285,927
GREENWICH TWP.	1	20,000	391,394			261,640	95,068	3,500	411,394	360,209

* Golf Course

** Sanitation

*** Sewer #2

TABLE 12: FINANCES OF MUNICIPALLY OPERATED UTILITIES

	TYPE	SURPLUS ANTICIP	OPERATING INCOME	FROM PROP TAXES	SURPLUS TO MUNI	OPERATING COSTS	DEBT SERVICE	CAPITAL IMPROVE	TOTAL REVENUE	TOTAL EXPEND
HACKENSACK CITY	8	56,000	993,597			423,200	575,847	5,813	1,049,597	1,004,860
HADDON TWP.	5	143,919	1,168,451			997,539	296,355	25,000	1,312,370	1,318,894
HADDONFIELD BORO.	5	60,000	1,509,685			1,181,015	267,849	30,000	1,569,685	1,478,865
HALEDON BORO.	1		791,254			808,795	120,299		791,254	929,094
HAMBURG BORO.	5	261,000	965,568		60,000	703,500	261,038	111,500	1,226,568	1,136,038
HAMILTON TWP.	2	175,000	3,835,900	1,500,000		2,959,602	2,597,978	230,000	5,510,900	5,787,580
HAMMONTON TOWN	1	140,000	731,342			492,928	419,510	20,000	871,342	932,439
HAMMONTON TOWN	2	329,631	948,682			813,373	652,375	25,000	1,278,313	1,490,749
HAMPTON BORO.	1	8,282	156,516			108,752	61,338	10,400	164,798	180,490
HANOVER TWP.	9	20,000	221,390			136,500	71,950	7,000	241,390	215,450
HARDING TWP.	2		109,123			106,000			109,123	106,000
HARRISON TOWN	1		1,116,676			1,055,000			1,116,676	1,055,000
HARRISON TWP.	2	135,817	515,311			230,362	91,723	25,130	651,128	347,215
HARVEY CEDARS BORO.	5	85,400	526,336			367,400	151,327	17,172	611,736	535,900
HAWTHORNE BORO.	1	150,000	1,846,642			1,353,457	342,959	35,000	1,996,642	1,731,417
HAZLET TWP.	9	103,000	386,283			395,799	35,625		489,283	431,424
HELMETTA BORO.	1	5,564	141,915			93,650	25,914		147,480	119,564
HELMETTA BORO.	2	14,744	251,345			87,109	36,394		266,089	123,503
HIGH BRIDGE BORO.	1		441,210			197,043	173,670	10,000	441,210	380,714
HIGH BRIDGE BORO.	2	42,264	587,707			516,116	82,392	2,500	629,971	601,008
HIGHLAND PARK BORO.	5		1,972,665			1,459,977	124,735	3,000	1,972,665	1,587,712
HIGHLANDS BORO.	5	248,857	1,765,034			1,711,558	370,617	5,000	2,013,892	2,087,175
HIGHTSTOWN BORO.	5	545,000	1,595,211			1,343,704	342,959	45,000	2,140,211	1,731,663
HILLSDALE BORO.	9		298,380	72,116		172,272	170,119	37,908	370,497	380,300
HILLSIDE TWP.	9	3,200		258,513		303,700	2,031		261,713	305,731
HOBOKEN CITY	1	67,321	2,123,260			2,030,510	18,718		2,190,582	2,049,228
HOBOKEN CITY	2	482,314	405,459			227,265	562,428		887,773	789,693
HOHOKUS BORO.	1	54,000	474,195			356,250	55,121	41,000	528,195	452,371
HOLLAND TWP.	2	135,000	133,967			180,955	34,936	40,000	268,967	255,891
HOLMDEL TWP.	2	273,208	583,860			621,150	90,058		857,068	711,208
HOLMDEL TWP.	9	82,100	390,177			320,350	51,750		472,277	372,100
HOPEWELL BORO.	1	39,300	195,328			183,300	21,641	5,000	234,628	209,941
HOPEWELL TWP.	2	7,000	34,591			35,000			41,591	35,000
HOPEWELL TWP.	5	160,180	140,739	30,410		223,152	130,962		331,330	354,115
HOWELL TWP.	1		63,770			90,000			63,770	90,000
HOWELL TWP.	2		81,641			591,354			81,641	591,354
* HUDSON COUNTY	0		5,613,536			1,530,500	3,566,811		5,613,536	5,097,311
ISLAND HEIGHTS BORO.	5	55,000	400,760			294,805	110,706	10,000	455,760	415,511
JAMESBURG BORO.	2	36,200	383,375			454,300		10,000	419,575	464,300
JEFFERSON TWP.	1	250,000	728,580			535,129	384,387	33,800	978,580	953,316
JEFFERSON TWP.	2	120,000	220,147			254,268	118,833	32,200	340,147	405,301
JERSEY CITY CITY	1	442,374	9,415,271			7,107,901	2,977,156		9,857,645	10,085,057
JERSEY CITY CITY	9		6,261	118,049		122,071			124,310	122,071
KEANSBURG BORO.	5		6,475				6,475		6,475	6,475
KEARNY TOWN	1		1,405,542	524,989		1,773,857	157,404		1,930,532	1,931,261
KEYPORT BORO.	5	104,153	2,449,563			2,415,957	192,043		2,553,717	2,608,000
KINNELON BORO.	1		122,792			72,664			122,792	72,664
KINNELON BORO.	2		110,509			69,910			110,509	69,910
LAKEHURST BORO.	1	63,950	538,362			498,708	38,242	33,000	602,312	569,950
LAVALLETTE BORO.	1	179,408	495,080			297,233	192,404	55,788	674,488	545,425

* Dedicated Affordable Housing

TABLE 12: FINANCES OF MUNICIPALLY OPERATED UTILITIES

	TYPE	SURPLUS ANTICIP	OPERATING INCOME	FROM PROP TAXES	SURPLUS TO MUNI	OPERATING COSTS	DEBT SERVICE	CAPITAL IMPROVE	TOTAL REVENUE	TOTAL EXPEND
LAVALLETTE BORO.	2	75,000	926,036			930,628			1,001,036	930,628
LAVALLETTE BORO.	7	159,345	1,458,592			1,324,345		175,000	1,617,937	1,499,345
LAWNSIDE BORO.	2	25,931	49,949			64,750	21,180		75,880	85,930
LEONIA BORO.	9	24,000	221,407			208,067	57,236	5,000	245,407	270,303
LINCOLN PARK BORO.	1	36,120	1,149,377			966,338	167,015		1,185,497	1,133,353
LIVINGSTON TWP.	1	184,541	2,157,526			2,208,349	160,470	51,400	2,342,067	2,420,220
LIVINGSTON TWP.	9	59,688	266,015			299,688		10,000	325,703	309,688
LODI BORO.	1		960,747	348,003		1,259,888	48,363	500	1,308,751	1,308,751
LONG BEACH TWP.	5	602,000	4,282,781			3,545,000	780,684	60,000	4,884,781	4,385,684
LONGPORT BORO.	5	67,400	484,250			532,700		92,400	551,650	625,100
LOPATCONG TWP.	2	75,000	770,315			702,050		100,000	845,315	802,050
LYNDHURST TWP.	1	112,000	1,526,936			1,473,400	80,000	20,000	1,638,936	1,573,400
MADISON BORO.	1	126,552	1,398,846			759,677	132,293	495,000	1,525,398	1,386,970
MADISON BORO.	7		12,982,053		1,200,000	9,041,957	124,629	650,000	12,982,053	11,016,586
MAGNOLIA BORO.	2	14,300	328,740			329,200		2,000	343,040	331,200
MAHWAH TWP.	1	573,923	2,087,607			1,549,420	602,503		2,661,531	2,151,923
MAHWAH TWP.	2	623,642	2,504,992			2,342,943	280,699		3,128,634	2,623,642
MANALAPAN TWP.	1	15,000	52,352			49,950	7,409		67,352	57,359
MANASQUAN BORO.	4	18,121	812,646	2,445		867,057			833,212	867,057
MANASQUAN BORO.	5	106,884	1,864,519			1,618,019	53,359	34,500	1,971,403	1,705,879
MANVILLE BORO.	1	100,000	836,862			788,890	39,653	70,000	936,862	898,543
MAPLE SHADE TWP.	5	384,365	3,847,899	300,000		3,377,721	1,597,206	88,500	4,532,265	5,063,427
MAPLEWOOD TWP.	9		459,671			349,827		31,448	459,671	381,275
MARGATE CITY CITY	5	253,000	1,677,035			1,808,000			1,930,035	1,808,000
MARLBORO TWP.	9	20,000	416,022			302,560	7,857	22,000	436,022	332,417
MATAWAN BORO.	5	120,000	3,221,145			2,459,409	430,382	133,500	3,341,145	3,023,291
MAYWOOD BORO.	9		209,352			178,698	11,530		209,352	190,229
MEDFORD LAKES BORO.	2		552,158			415,397	57,567	20,000	552,158	492,964
MEDFORD TWP.	5	1,049,677	2,779,190			1,961,256	1,255,265	128,610	3,828,867	3,345,131
MENDHAM BORO.	1	200,000	618,283			581,386	49,860	73,500	818,283	704,746
MENDHAM BORO.	2	102,500	1,067,522			688,034	254,704		1,170,022	942,738
METUCHEN BORO.	9	49,924	270,773			235,748	63,175	10,000	320,697	308,923
MIDDLE TWP.	2	210,460	749,168			732,982	102,474	35,000	959,628	870,456
MIDDLESEX BORO.	9	38,100	164,007			164,100	31,541		202,107	195,641
MIDDLESEX COUNTY	8		607,658			496,700			607,658	496,700
MILFORD BORO.	1	21,000	81,399			88,000			102,399	88,000
MILFORD BORO.	2	61,578	240,787			247,028	55,750		302,365	302,778
MILLTOWN BORO.	5	211,362	776,051			956,177	68,291	60,000	987,414	1,084,468
MILLTOWN BORO.	7	65,700	3,030,574			2,952,473	61,834	103,000	3,096,274	3,117,307
MILLVILLE CITY	1	69,900	823,068			697,136	63,763	55,000	892,968	815,900
MILLVILLE CITY	2		1,567,743			1,225,000	195,639	50,000	1,567,743	1,470,639
MILLVILLE CITY	3		163,282	74,317		125,450	55,649	56,500	237,599	237,599
MINE HILL TWP.	1		310,133			291,909	45,491	3,000	310,133	340,400
* MONMOUTH COUNTY	0	9,000,000	29,456,292			23,340,988	9,646,545		37,456,292	32,987,524
MONTCLAIR TWP.	1	300,000	3,307,249			2,379,733	983,664	17,450	3,607,249	3,380,847
MONTGOMERY TWP.	2	211,967	590,035			761,107		30,100	802,002	791,207
MOONACHIE BORO.	2	60,505	763,094			823,746		2,500	823,599	826,246
MOORESTOWN TWP.	5	739,060	3,896,837			2,856,083	1,096,455	220,000	4,635,897	4,172,538
MORRIS PLAINS BORO.	9	12,800	69,602			69,900			82,402	69,900

* Reclamation Center

TABLE 12: FINANCES OF MUNICIPALLY OPERATED UTILITIES

	TYPE	SURPLUS ANTICIP	OPERATING INCOME	FROM PROP TAXES	SURPLUS TO MUNI	OPERATING COSTS	DEBT SERVICE	CAPITAL IMPROVE	TOTAL REVENUE	TOTAL EXPEND
MORRIS TWP.	2	5,000	5,374,822			2,589,987	3,237,736	100	5,379,822	5,827,823
MORRIS TWP.	8	11,461	31,810			24,250	2,893	5,500	43,272	32,643
MORRIS TWP.	9	41,125	359,837			275,454	77,689		400,962	353,143
MORRISTOWN TOWN	3		69,356			100,000			69,356	100,000
MORRISTOWN TOWN	8		400,885				400,885		400,885	400,885
MOUNT EPHRAIM BORO.	1	60,000	400,884			415,000			460,884	415,000
MOUNTAIN LAKES BORO.	1	83,063	257,807			260,557	56,027	2,479	340,870	319,063
MOUNTAIN LAKES BORO.	2	52,672	254,882			283,672			307,554	283,672
MOUNTAINSIDE BORO.	9	51,000	155,540			133,682		47,570	206,540	181,252
NATIONAL PARK BORO.	1	17,901	107,866			110,801	13,285	8,400	125,767	132,486
NEPTUNE CITY BORO.	2	27,687	606,678			587,687			634,365	587,687
NEPTUNE TWP.	2	561,315	2,177,209			2,399,936	216,164		2,738,524	2,616,100
NETCONG BORO.	1	21,221	266,148			201,341	31,213	10,500	287,370	243,054
NETCONG BORO.	2	68,578	458,568			426,425	58,653	7,500	527,146	492,578
NEW BRUNSWICK CITY	1	498,833	1,417,905			3,416,460	2,509,619	144,081	1,916,738	6,070,160
NEW BRUNSWICK CITY	2		3,697,673			2,943,169	524,712	139,452	3,697,673	3,607,333
NEWARK CITY	1	3,062,242	37,930,983			28,774,383	4,740,882	1,363,155	40,993,225	34,878,421
NEWFIELD BORO.	1	16,000	164,891			145,000		15,000	180,891	160,000
NEWTON TOWN	5	300,000	2,302,012			1,264,297	1,188,174	10,000	2,602,012	2,462,471
NORTH ARLINGTON BORO.	1	95,000	1,170,777			1,009,000	58,458	30,000	1,265,777	1,097,458
NORTH BERGEN TWP.	9	5,000	179,077			101,330	32,047	1,750	184,077	135,127
NORTH BRUNSWICK TWP.	1	112,000	3,058,235			2,081,471	1,065,871		3,170,235	3,147,343
NORTH BRUNSWICK TWP.	2	300,000	2,789,817			2,308,302	591,698		3,089,817	2,900,000
NORTH CALDWELL TWP.	1	38,623	620,112		40,000	459,985	62,019	10,500	658,736	572,504
NORTH CALDWELL TWP.	9		141,531	36,972		70,835	93,100	12,000	178,503	175,935
NORTH PLAINFIELD BORO	2	231,000	741,558		49,200	939,275	10,147		972,558	998,622
NUTLEY TWP.	1	112,171	1,992,689			2,022,875	16,779	1,000	2,104,860	2,040,654
OAKLAND BORO.	1	85,886	1,139,149			650,924	344,063	65,000	1,225,035	1,059,987
OAKLAND BORO.	2		213,655	25,030		223,400			238,685	223,400
OCEAN CITY CITY	2		14,529	32,630		300	46,797		47,159	47,097
OCEAN GATE BORO.	1	3,000	134,530			76,316	57,259	7,917	137,530	141,492
OCEAN GATE BORO.	2	120,000	264,854			308,684	88,685	1,850	384,854	399,220
OGDENSBURG BORO.	1		213,487	61,568		183,551	156,076	5,000	275,055	344,627
* OLD BRIDGE TWP.	0	30,000	77,047			102,000		500	107,047	102,500
** OLD BRIDGE TWP.	0		159,098			169,600			159,098	169,600
OLDMANS TWP.	1		9,677	3,059		11,455	1,750		12,736	13,205
ORANGE CITY TWP.	1		1,311,414			948,619	120,067		1,311,414	1,068,686
OXFORD TWP.	1					570,000				570,000
OXFORD TWP.	2	285,694	591,381			33,194	95,722	35,000	877,076	163,916
PALISADES PARK BORO.	9	103,680	523,891			389,541	148,571	5,000	627,571	543,112
PALMYRA BORO.	2	141,404	637,717			598,812	225,591		779,121	824,404
*** PAR-TROY HILLS TWP.	0	305,000	2,186,725			1,824,193	434,900		2,491,725	2,259,093
PAR-TROY HILLS TWP.	1	350,000	4,113,691			2,844,775	1,399,652	16,500	4,463,691	4,260,928
PAR-TROY HILLS TWP.	2	1,000,000	12,795,079			5,963,876	4,482,329	675,000	13,795,079	11,121,205
**** PARAMUS BORO.	0	235,200	1,378,072			694,824	476,928	334,000	1,613,272	1,505,752
PARAMUS BORO.	2		3,203,619			2,605,750	435,619	60,000	3,203,619	3,101,369
PARAMUS BORO.	9		325,141	75,911		282,578	30,347		401,052	312,925
PARK RIDGE BORO.	1	357,683	1,826,265			1,029,109	205,183	234,391	2,183,948	1,468,683
PARK RIDGE BORO.	7	433,983	5,466,929		100,000	5,108,500	143,483	182,000	5,900,912	5,533,983

*Arena and Recreation

**Solid Waste

***Golf and Recreation

****Golf Course

TABLE 12: FINANCES OF MUNICIPALLY OPERATED UTILITIES

	TYPE	SURPLUS ANTICIP	OPERATING INCOME	FROM PROP TAXES	SURPLUS TO MUNI	OPERATING COSTS	DEBT SERVICE	CAPITAL IMPROVE	TOTAL REVENUE	TOTAL EXPEND
PARK RIDGE BORO.	9	12,900	136,396			114,700		10,300	149,296	125,000
PASSAIC TWP.	8	6,057	20,066			18,257		7,000	26,124	25,257
PAULSBORO BORO.	5	125,119	862,174			766,100		52,000	987,293	869,119
PEAPACK-GLADSTONE BORO.	2	123,396	351,125			284,614	135,782	38,000	474,522	458,396
PEMBERTON BORO.	5	25,000	213,674			285,859	11,221	5,000	238,674	302,081
PEMBERTON BORO.	7	130,000	667,096		25,000	686,092		106,000	797,096	817,092
PEMBERTON TWP.	1	60,000	794,720			522,158	274,545	35,000	854,720	831,703
PEMBERTON TWP.	2		578,339			2,699	576,209		578,339	578,908
PENNINGTON BORO.	5	512,184				353,369	137,196	20,000	512,184	510,565
* PENNSAUKEN TWP.	0	169,000	1,172,167			1,005,737	194,263	85,000	1,341,167	1,285,000
PENNSVILLE TWP.	1	90,000	1,128,385			1,005,700		84,300	1,218,385	1,090,000
** PEQUANNOCK TWP.	0	83,000	1,309,150			1,416,667			1,392,150	1,416,667
PEQUANNOCK TWP.	1	100,000	984,767			613,694	340,371	27,735	1,084,767	981,800
PEQUANNOCK TWP.	2	500,000	520,270			391,620	22,380	347,333	1,020,270	761,333
PERTH AMBOY CITY	1		1,971,640	1,275,696		2,879,075	383,928	60,000	3,247,336	3,323,003
PERTH AMBOY CITY	2	124,000	1,550,282	579,204		2,117,815	212,553		2,253,487	2,330,368
PHILLIPSBURG TOWN	2		2,827,038			1,741,590	538,685	40,000	2,827,038	2,320,275
PINE BEACH BORO.	1		186,946			97,400	32,223	24,750	186,946	154,373
PINE BEACH BORO.	2	140,000	288,248			267,239	56,623	35,000	428,248	358,862
PISCATAWAY TWP.	2	37,292	4,733,751			3,510,619	634,479		4,771,043	4,145,098
PITMAN BORO.	5	517,485	870,032		80,000	492,967			1,387,517	572,967
PLAINFIELD CITY	2	343,400	974,456			1,326,404			1,317,856	1,326,404
PLEASANTVILLE CITY	2	578,140	1,912,405		700,000	1,310,810	392,410	5,000	2,490,545	2,408,220
POHATCONG TWP.	2	135,900	382,144			500,200		35,000	518,044	535,200
POINT PLEASANT BORO.	5		4,158,634			2,662,660	1,064,077		4,158,634	3,726,738
*** PRINCETON BORO.	0		953,706			874,300			953,706	874,300
*** PRINCETON TWP.	0		7,048,710			201,626	6,822,280		7,048,710	7,023,906
PT PLEASANT BEACH BORO.	5	194,500	2,077,947			1,554,470	266,695	35,500	2,272,447	1,856,666
RAHWAY CITY	1		1,525,274	279,037		1,489,076	211,788	75,000	1,804,311	1,775,864
RAMSEY BORO.	5	260,000	3,135,502			2,777,800	129,845	324,000	3,395,502	3,231,645
RAMSEY BORO.	9	63,000	157,656			188,000		10,000	220,656	198,000
READINGTON TWP.	2	40,000	856,327			762,700	244,223		896,327	1,006,923
RED BANK BORO.	5		3,621,118			3,275,452	326,722	10,000	3,621,118	3,612,175
RED BANK BORO.	8		284,599			131,725	132,411		284,599	264,136
RIDGEFIELD BORO.	9		152,980			52,800	26,537	7,500	152,980	86,837
RIDGEFIELD PK VILLAGE	9		112,987	35,291		101,545	53,712		148,278	155,257
RIDGEWOOD VILLAGE	1	28,252	4,773,735			3,916,627	536,571	321,000	4,801,987	4,774,198
RIDGEWOOD VILLAGE	8	52,219	444,730			429,219	51,741	5,000	496,949	485,960
RINGWOOD BORO.	1	100,000	826,334			441,068	348,375	50,000	926,334	839,443
RIVERDALE BORO.	1	4,500	164,591			134,296	11,300	10,103	169,091	155,700
RIVERDALE BORO.	2	19,000	125,115			134,450			144,115	134,450
ROCKAWAY BORO.	1	130,500	995,786			787,000	164,000	47,500	1,126,286	998,500
ROCKAWAY TWP.	1	300,000	1,676,720			1,027,136	92,240	60,000	1,976,720	1,179,376
ROCKY HILL BORO.	5	10,711	140,964			138,277	15,950		151,675	154,227
ROOSEVELT BORO.	5	653,839				194,416	112,876	118,971	653,839	426,263
ROSELAND BORO.	1		728,149			532,403	175,149	5,000	728,149	712,552
ROSELAND BORO.	2	40,000	777,125			780,268	60,287		817,125	840,555
ROSELLE PARK BORO.	2	40,000	521,577			541,542			561,577	541,542
ROXBURY TWP.	1	50,000	562,888			311,528	244,829		612,888	556,357

* Golf Course

** Solid Waste

*** Affordable Housing

TABLE 12: FINANCES OF MUNICIPALLY OPERATED UTILITIES

	TYPE	SURPLUS ANTICIP	OPERATING INCOME	FROM PROP TAXES	SURPLUS TO MUNI	OPERATING COSTS	DEBT SERVICE	CAPITAL IMPROVE	TOTAL REVENUE	TOTAL EXPEND
ROXBURY TWP.	2	540,000	2,427,436			940,124	1,180,495		2,967,436	2,120,619
SADDLE BROOK TWP.	1	95,160	1,460,991			1,657,160		25,000	1,556,151	1,682,160
SALEM CITY	5		1,724,081			1,160,861	177,219	258,401	1,724,081	1,596,481
SAYREVILLE BORO.	1	328,000	3,987,008			2,798,551	476,283	628,000	4,315,008	3,902,834
SEA GIRT BORO.	4		393,651			349,197	20,610	2,700	393,651	372,507
SEA GIRT BORO.	5	76,936	370,281			442,902	88,425	2,000	447,217	533,327
SEA ISLE CITY CITY	5	175,000	552,211			3,274,027	519,120		727,211	3,793,147
SEASIDE HEIGHTS BORO.	5	90,989	2,178,769			1,795,927	406,000	55,952	2,269,759	2,257,879
SEASIDE HEIGHTS BORO.	7	410,580	3,002,020			3,357,821	35,000	50,000	3,412,601	3,442,821
SEASIDE PARK BORO.	5		1,302,919			1,116,037	33,962		1,302,919	1,150,000
SECAUCUS TOWN	9	4,000	210,761	62,526		277,288			277,288	277,288
SHIP BOTTOM BORO.	5	190,000	577,164			600,000		75,000	767,164	675,000
SOMERDALE BORO.	2	16,000	254,259			209,580	34,419		270,259	244,000
SOMERVILLE BORO.	2	200,000	1,722,715			1,590,961	53,590	100,000	1,922,715	1,744,551
SOUTH AMBOY CITY	1		243,976	96,812		419,012	2,800	5,000	340,788	426,812
SOUTH BELMAR BORO.	5	20,876	586,516			303,376		2,500	607,393	305,876
SOUTH BRUNSWICK TWP.	5	770,000	11,071,720			9,037,971	2,368,840	400,000	11,841,720	11,806,811
SOUTH ORANGE VILL TWP.	1	190,817	2,143,032			1,831,313	120,498	100,000	2,333,849	2,051,811
SOUTH PLAINFIELD BORO.	2	96,000	2,034,489			1,748,925	483,700		2,130,489	2,232,625
SOUTH PLAINFIELD BORO.	9	90,300	144,392			198,400			234,692	198,400
SOUTH RIVER BORO.	1	118,084	1,071,652			725,644	322,713	60,000	1,189,736	1,108,357
SOUTH RIVER BORO.	2	9,941	126,907			116,412	8,436	12,000	136,848	136,848
SOUTH RIVER BORO.	7	267,772	4,426,549			4,174,710	35,278	45,000	4,694,322	4,254,988
SPARTA TWP.	1	139,140	1,101,330			790,840	275,000	15,000	1,240,470	1,080,840
SPARTA TWP.	2		136,138			38,175	80,000		136,138	118,175
SPOTSWOOD BORO.	5	45,108	1,059,269			738,884	187,473	60,000	1,104,377	986,358
SPRING LAKE BORO.	4	15,612	792,893			683,498			808,505	683,498
SPRING LAKE BORO.	5	193,417	1,186,264			671,108	59,116	2,000	1,379,681	732,225
SPRING LAKE HGTS BORO.	5	328,219	1,719,205			1,221,219	112,121	53,000	2,047,425	1,386,341
SPRINGFIELD TWP.	9	90,000	413,357			229,200	45,800	25,000	503,357	300,000
STANHOPE BORO.	1	39,567	318,078			167,148	129,087	10,000	357,645	306,235
STANHOPE BORO.	2	91,294	661,314			411,502	207,110		752,608	618,612
STOCKTON BORO.	1	12,233	35,935			29,188	10,045	8,000	48,168	47,233
STOCKTON BORO.	2	16,000	159,918			142,001	34,999	5,000	175,918	182,000
STONE HARBOR BORO.	5	476,607	1,297,653			1,375,167	180,274	235,000	1,774,260	1,790,441
SUMMIT CITY	2	250,000	2,203,353			1,887,753	397,203	75,000	2,453,353	2,359,956
SURF CITY BORO.	5		859,401			915,000	119,171	40,000	859,401	1,074,171
SUSSEX BORO.	5	22,498	690,788			412,515	155,427		713,286	567,942
SWEDESBORO BORO.	5	11,139	626,094			446,849	165,278	6,000	637,233	618,127
* TEWKSBURY TWP.	0	21,771	17,253			40,445		5,000	39,024	45,445
TEWKSBURY TWP.	2		79,626			73,631	20,642		79,626	94,273
* TINTON FALLS BORO.	0	111,000	512,101			490,495	44,508	50,000	623,101	585,003
TINTON FALLS BORO.	2	187,000	1,167,913			846,833	310,190	150,000	1,354,913	1,307,023
TOTOWA BORO.	1	30,000	1,018,118			929,233	53,866	40,000	1,048,118	1,023,099
TOTOWA BORO.	9		48,691			41,846	7,909	2,000	48,691	51,755
TRENTON CITY	1	351,367	5,727,139			4,589,102	2,235,508	252,248	6,078,506	7,076,858
TRENTON CITY	2	307,074	2,476,770	846,443		2,054,067	1,669,066	90,895	3,630,287	3,814,028
TRENTON CITY	8		662,204		175,000	190,883	189,217		662,204	555,100
TUCKERTON BORO.	1	15,943	468,284			275,400	132,104	5,000	484,227	412,504
TUCKERTON BORO.	2		660,600			453,200	80,269		660,600	533,469
UNION BEACH BORO.	1		774,943			875,826	161,431	5,000	774,943	1,042,257
UNION TWP.	2	590,000	4,748,739			257,950	4,319,509		5,338,739	4,747,900

* Sewer #2

TABLE 12: FINANCES OF MUNICIPALLY OPERATED UTILITIES

	TYPE	SURPLUS ANTICIP	OPERATING INCOME	FROM PROP TAXES	SURPLUS TO MUNI	OPERATING COSTS	DEBT SERVICE	CAPITAL IMPROVE	TOTAL REVENUE	TOTAL EXPEND
UPPER DEERFIELD TWP.	5		968,095			776,938		100,000	968,095	876,938
VENTNOR CITY	5	188,789	2,198,414			1,924,375	416,854	42,500	2,387,203	2,383,730
VERONA TWP.	1	225,000	1,820,503			1,062,222	756,231	120,000	2,045,503	1,938,453
VERONA TWP.	2	400,570	2,722,956			1,024,510	1,060,610	20,000	3,123,526	2,105,120
VERONA TWP.	9	37,600	269,543			181,922	80,696	10,000	307,143	272,618
VINELAND CITY	5	410,000	1,435,762			1,014,167	312,832	550,000	1,845,762	1,877,000
VINELAND CITY	7	2,408,500	17,285,542			16,348,332	937,167	1,762,000	19,694,042	19,047,500
VOORHEES TWP.	2	150,000	1,351,664	270,129		999,875	825,002	100	1,771,794	1,824,977
WALDWICK BORO.	1		767,731			643,029	28,237	15,900	767,731	687,166
WALL TWP.	5	375,000	5,376,065			4,914,108	817,324	55,500	5,751,065	5,786,932
WALLINGTON BORO.	1		782,932			642,403	81,604		782,932	724,007
WANAQUE BORO.	1	51,000	606,563			597,309	83,511		657,563	680,820
* WAYNE TWP.	0	30,000	385,447			343,000			415,447	343,000
WAYNE TWP.	1	190,000	6,377,414			5,092,769	480,482	50,000	6,567,414	5,623,251
WAYNE TWP.	2	642,000	8,908,328			4,946,458	3,675,913	691,497	9,550,328	9,313,868
WENONAH BORO.	5	260,607	314,294			263,575		189,729	574,902	453,305
WEST CALDWELL TWP.	1	182,734	1,317,971			1,024,914	58,820	125,000	1,500,705	1,208,734
WEST CALDWELL TWP.	9	14,427	425,261	2,000		279,936	121,922	5,000	441,689	406,858
WEST CAPE MAY BORO.	1		128,108			176,745			128,108	176,745
WEST CAPE MAY BORO.	2	72,892	167,733		60,000	194,325			240,626	254,325
WEST DEPTFORD TWP.	5	349,339	3,610,070			2,754,624	905,842	80,000	3,959,410	3,740,466
WEST NEW YORK TOWN	9	35,000	10,131			46,500			45,131	46,500
WEST ORANGE TWP.	9	1,722	148,908			146,722			150,630	146,722
WEST PATERSON BORO.	1	57,660	531,788			505,160		3,000	589,448	508,160
WEST WILWOOD BORO.	5	25,000	434,254			391,881	21,986		459,254	413,867
WESTFIELD TOWN	9	29,350	407,887			306,150	97,127	550	437,237	403,827
WESTVILLE BORO.	1	38,840	524,895			442,099	116,623	14,770	563,736	573,493
WHARTON BORO.	1	3,000	479,143			344,000	79,275	16,700	482,143	439,975
WILWOOD CITY	1		3,035,660			2,167,528	1,012,971	150,000	3,035,660	3,330,500
WILWOOD CITY	2	260,000	2,784,362			3,122,568	33,307	35,000	3,044,362	3,190,875
WINSLOW TWP.	5	140,000	2,308,001			1,006,557	902,908	95,000	2,461,039	2,004,465
WOODBRIIDGE TWP.	2		10,074,470			7,984,516	2,064,479		10,074,470	10,048,995
WOODBRIIDGE TWP.	9		97,704	6,647		117,400			104,351	117,400
WOODBURY CITY	5	133,339	3,093,541			2,085,539	772,923	130,000	3,226,881	2,988,462
WOODBURY HEIGHTS BORO	5	50,000	742,034			537,760	78,239	24,000	792,034	640,000
WOODSTOWN BORO.	1	47,476	281,770			145,700	28,276	76,300	329,247	250,276
WYCKOFF TWP.	2	159,471	1,020,164			1,091,771		5,600	1,179,635	1,097,371

* Recreation

Total 1991	78,106,662	660,403,320	7,470,618	3,938,692	526,601,036	137,034,221	24,039,221	745,980,600	691,613,411
Total 1990	123,087,696	620,789,898	4,040,813	6,219,794	503,732,431	120,884,336	36,880,500	747,918,408	667,717,063
Total 1989	91,180,779	619,209,939	1,988,911	7,472,304	487,156,365	118,995,416	42,144,715	712,379,629	655,768,800
Total 1988	78,510,324	553,240,516	2,462,736	6,812,720	457,556,686	109,978,080	36,260,716	634,213,576	610,608,102
Total 1987	64,319,565	515,063,302	2,189,574	6,451,750	397,517,491	94,523,204	32,205,249	581,572,441	530,697,694
Total 1986	63,326,132	472,775,464	1,245,889	10,319,591	360,816,116	79,979,428	21,788,416	537,347,485	472,903,555
Total 1985	49,175,037	431,306,158	2,064,481	6,323,010	333,315,233	79,752,813	25,885,390	483,087,515	445,276,446
Total 1984	38,720,592	406,797,003	2,374,489	4,820,319	315,871,663	67,597,489	22,203,117	447,892,088	410,492,589
Total 1983	33,261,336	364,243,300	3,275,784	4,294,235	286,148,618	64,623,682	13,291,535	402,859,420	368,358,074
Total 1982	31,467,423	322,568,258	3,112,712	3,723,156	268,185,615	58,025,041	21,048,241	357,148,393	350,982,054
Total 1981	31,386,307	291,503,018	3,285,480	1,989,937	252,777,197	51,441,463	11,042,409	326,158,506	317,251,010

TABLE 13

1991 COUNTY LOCAL HEALTH SERVICES TAX (R.S. 26:3A2-19)

These property taxes are levied in each municipality which provides local health services through agreement with the County Health Department, pursuant to the Local Health Services Act of 1975 and comprise the annual operating budget of the County Health Department.

1991 COUNTY OPEN SPACE PRESERVATION TRUST FUND TAX (Ch. 30, P.L. 1989)

Taxes raised under the "County Open Space Preservation Trust Fund Tax" must be authorized by voters of each county assessing the tax, and creates a dedicated trust fund used to purchase land or water areas to be used for open space preservation. The law was approved in 1989 and was retroactive for the 2 previous years for counties that had created the program without the statutory authorization.

COUNTY LOCAL HEALTH SERVICES TAXATLANTIC COUNTY

Absecon City	\$ 75,475.13
Brigantine City	243,731.31
Buena Borough	24,751.38
Buena Vista Twp.	51,005.08
Corbin City	3,763.40
Egg Harbor City	26,911.11
Egg Harbor Twp.	285,391.40
Estell Manor Twp.	15,668.34
Folsom Boro.	16,190.47
Galloway Twp.	221,866.11
Hamilton Twp.	211,023.48
Hammonton Town	110,547.28
Linwood City	96,605.79
Longport Boro.	105,082.54
Margate City, City	246,451.89
Mullica Twp.	46,011.90
Northfield City	88,074.78
Pleasantville City	96,633.48
Port Republic City	13,098.84
Somer Point City	119,946.20
Ventnor City, City	213,400.96
Weymouth Twp.	13,369.76

ATLANTIC COUNTY TOTAL \$ 2,325,000.00

CUMBERLAND COUNTY

Bridgeton City	\$ 179,007.37
Commercial Twp.	62,911.05
Deerfield Twp.	46,799.75
Downe Twp.	34,069.16
Fairfield Twp.	54,405.13
Greenwich Twp.	20,534.81
Hopewell Twp.	75,542.27
Lawrence Twp.	44,860.66
Maurice River Twp.	61,301.10
Millville City	421,541.64
Shiloh Boro.	7,421.52
Stow Creek Twp.	26,076.57
Upper Deerfield Twp.	145,729.97

CUMBERLAND COUNTY TOTAL \$ 1,180,201.00

MONMOUTH COUNTY

Allentown Boro.	\$ 5,826.57
Asbury Park City	30,544.48
Atlantic Highland Boro.	21,052.63
Avon-by-the-Sea Boro.	15,504.57
Belmar Boro.	29,849.23
Englishtown Boro.	4,418.25
Farmingdale Boro.	5,370.26
Howell Twp.	148,341.70
Manasquan Boro.	38,778.76
Marlboro Twp.	145,133.26
Neptune Twp.	97,298.19
Neptune City Boro.	14,914.08
Oceanport Boro.	31,891.66
Roosevelt Boro.	2,979.19
South Belmar	7,390.12
Wall Twp.	127,813.05

MONMOUTH COUNTY TOTAL \$ 727,106.00

OCEAN COUNTY

Barnegat Twp.	\$ 58,582.84
Bay Head Boro.	43,697.33
Beachwood Boro.	39,827.43
Berkeley Twp.	257,315.60
Brick Twp.	468,726.49
Dover Twp.	613,750.75
Eaglewood Twp.	11,058.42
Island Heights Boro.	13,640.83
Jackson Twp.	170,219.70
Lacey Twp.	173,134.26
Lakehurst Boro.	8,036.45
Lakewood Twp.	207,092.21
Lavalette Boro.	68,256.96
Little Egg Harbor Twp.	92,418.30
Manchester Twp.	175,438.45
Mantoloking Boro.	45,392.56
Ocean Twp.	42,082.86
Ocean Gate Boro.	11,235.08
Pine Beach Boro.	11,508.57
Plumsted Twp.	24,409.92
Pt. Pleasant Boro.	137,725.11

OCEAN COUNTY (con't)

Pt. Pleasant Beach Boro.	73,144.74
Seaside Heights Boro.	32,791.50
Seaside Park Boro.	48,566.42
S. Toms River Boro.	11,173.35
Statford Twp.	141,818.68
Tuckerton Boro.	18,955.19

OCEAN COUNTY TOTAL \$ 3,000,000.00

SUSSEX COUNTY

Andover Boro.	\$ 9,570.86
Andover Twp.	81,164.43
Branchville Boro.	22,331.19
Byram Twp.	110,886.85
Frankford Twp.	91,707.86
Franklin Boro.	51,985.53
Fredon Twp.	45,860.85
Green Twp.	41,150.09
Hamburg Boro.	32,156.04
Hampton Twp.	72,338.17
Hardyston Twp.	79,976.20
Lafayette Twp.	43,760.98
Montaque Twp.	47,140.97
Newton Town	84,544.53
Sandyston Twp.	26,690.96
Stanhope Boro.	(-) 33.05
Stillwater Twp.	56,039.61
Sussex Boro.	19,464.77
Walpack Twp.	700.38
Wantage Twp.	134,108.78

SUSSEX COUNTY TOTAL \$ 1,051,546.00

TABLE 13 (con't)

1991 COUNTY OPEN SPACE PRESERVATION TRUST FUND TAX (Ch. 30 P.L. 1989)CAPE MAY COUNTY

Avalon Boro.	\$ 143,505.10
Cape May City	77,953.42
Cape May Point Boro.	13,577.84
Dennis Twp.	30,507.62
Lower Twp.	128,315.73
Middle Twp.	73,244.02
North Wildwood City	67,440.75
Ocean City	316,979.10
Sea Isle City	91,690.80
Stone Harbor Boro.	96,478.46
Upper Twp.	76,609.20
West Cape May Boro.	9,673.05
West Wildwood Boro.	5,555.64
Wildwood City	56,442.37
Wildwood Crest Boro.	76,603.61
Woodbine Boro.	4,813.40

CAPE MAY COUNTY TOTAL \$ 1,269,390.11

MONMOUTH COUNTY

Aberdeen Twp.	\$ 89,906.42
Allenhurst Boro.	11,967.92
Allentown Boro.	8,563.89
Asbury Park City	44,869.28
Atlantic Highlands Boro.	30,962.31
Avon-by-the-Sea Boro.	22,764.98
Belmar Boro.	43,855.77
Bradley Beach Boro.	28,738.53
Brielle Boro.	52,841.87
Colts Neck Twp.	93,243.10
Deal Boro.	63,170.73
Eatontown Boro.	94,867.17
Englishtown Boro.	6,504.59
Fair Haven Boro.	48,744.71
Farmingdale Boro.	7,885.82
Freehold Boro.	50,377.59
Freehold Twp.	186,118.94
Hazlet Twp.	102,192.84
Highlands Boro.	28,858.71
Holmdel Twp.	171,697.20
Howell Twp.	218,108.27
Interlaken Boro.	11,019.31
Keansburg Boro.	33,024.24
Keyport Boro.	30,580.76
Little Silver Boro.	56,950.73
Loch Arbour Village	3,775.06
Long Branch City	146,576.42
Manalapan Twp.	189,125.61
Manasquan Boro.	57,001.35
Marlboro Twp.	213,369.39

MONMOUTH COUNTY (con't)

Matawan Boro.	44,730.05
Middletown Twp.	496,477.38
Millstone Twp.	53,313.10
Monmouth Beach Boro.	40,677.06
Neptune Twp.	143,031.74
Neptune City Boro.	21,929.70
Ocean Twp.	180,626.07
Oceanport Boro.	46,731.87
Red Bank Boro.	73,054.58
Roosevelt Boro.	4,378.82
Rumson Boro.	116,731.34
Sea Bright Boro.	22,123.40
Sea Girt Boro.	52,567.88
Shrewsbury Boro.	40,204.22
Shrewsbury Twp.	3,142.95
South Belmar Boro.	10,860.65
Spring Lake Boro.	77,735.30
Spring Lake Heights Boro.	43,408.49
Tinton Falls Boro.	82,924.33
Union Beach Boro.	26,931.18
Upper Freehold Twp.	25,570.04
Wall Twp.	187,812.64
West Long Branch Boro.	57,373.70

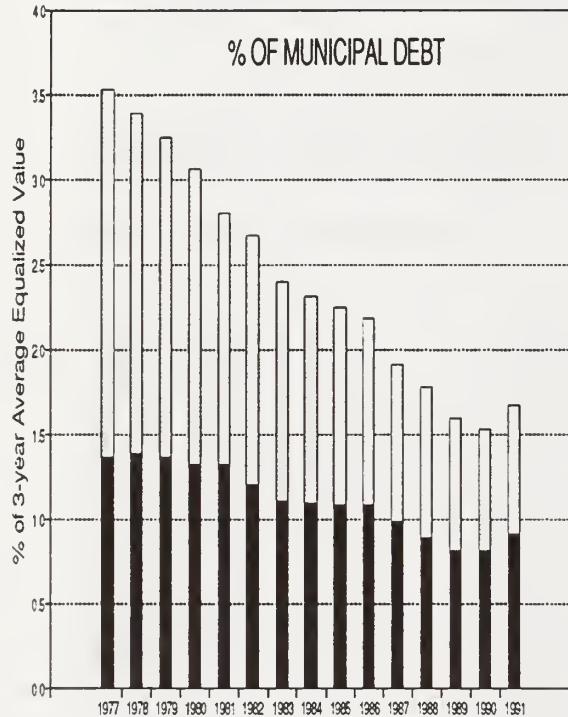
MONMOUTH COUNTY TOTAL \$ 4,000,000.00

SOMERSET COUNTY

Bedminster Twp.	\$ 175,315.31
Bernards Twp.	332,992.99
Bernardsville Boro.	136,922.43
Bound Brook Boro.	75,309.23
Branchburg Twp.	175,438.18
Bridgewater Twp.	553,821.07
Far Hills Boro.	24,963.06
Franklin Twp.	514,121.49
Green Brook Twp.	77,741.57
Hillsborough Twp.	298,058.13
Manville Boro.	90,384.22
Millstone Boro.	5,207.33
Montgomery Twp.	170,899.09
North Plainfield Boro.	133,885.47
Peapack-Gladstone Boro.	79,746.08
Raritan Boro.	78,994.33
Rocky Hill Boro.	8,616.14
Somerville Boro.	105,420.80
South Bound Brook Boro.	28,151.63
Warren Twp.	277,559.74
Watchung Boro.	148,451.71

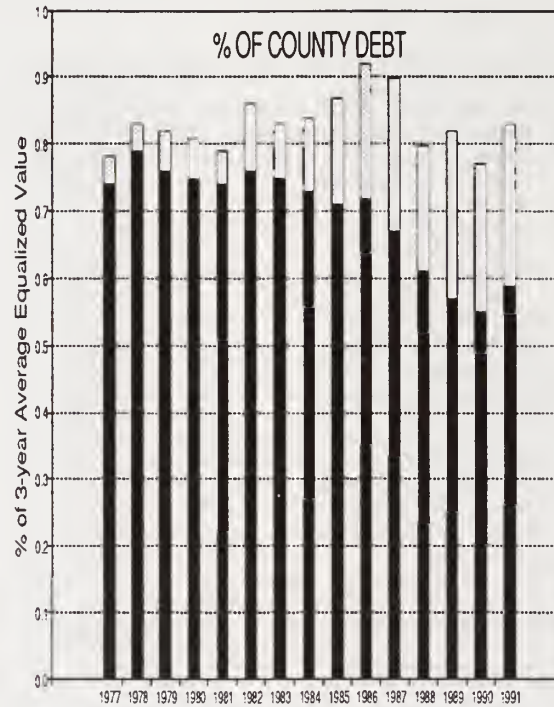
SOMERSET COUNTY TOTAL \$ 3,492,000.00

DEBT TRENDS OF NEW JERSEY MUNICIPALITIES AND COUNTIES



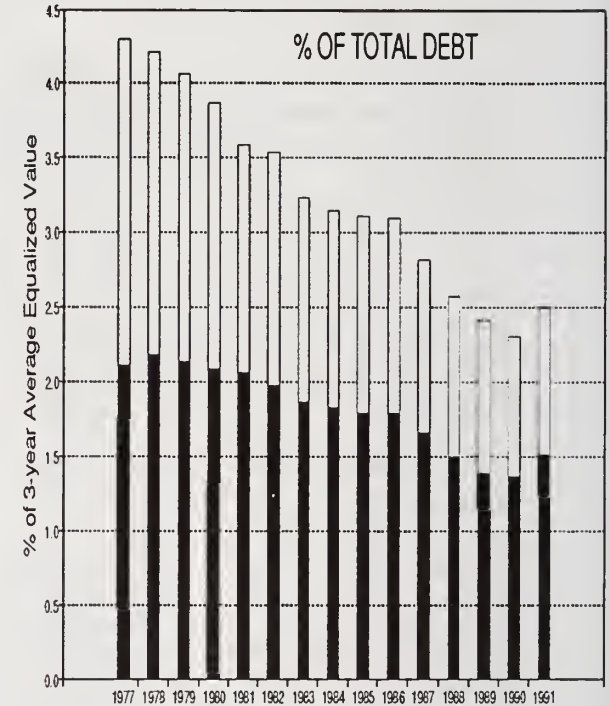
MUNICIPAL DEBT

	GROSS	NET
1977	3.53	1.37
1978	3.39	1.39
1979	3.25	1.37
1980	3.07	1.33
1981	2.81	1.33
1982	2.68	1.21
1983	2.41	1.11
1984	2.31	1.10
1985	2.25	1.09
1986	2.18	1.08
1987	1.92	0.99
1988	1.78	0.89
1989	1.60	0.82
1990	1.54	0.82
1991	1.68	0.92



COUNTY DEBT

	GROSS	NET
1977	0.78	0.74
1978	0.83	0.79
1979	0.82	0.76
1980	0.81	0.75
1981	0.79	0.74
1982	0.86	0.76
1983	0.83	0.75
1984	0.84	0.73
1985	0.87	0.71
1986	0.92	0.72
1987	0.90	0.67
1988	0.80	0.61
1989	0.82	0.57
1990	0.77	0.55
1991	0.83	0.59



TOTAL DEBT

	GROSS	NET
1977	4.31	2.11
1978	4.22	2.18
1979	4.07	2.13
1980	3.88	2.08
1981	3.60	2.07
1982	3.54	1.97
1983	3.24	1.86
1984	3.15	1.83
1985	3.12	1.80
1986	3.10	1.80
1987	2.82	1.66
1988	2.58	1.50
1989	2.42	1.39
1990	2.31	1.37
1991	2.51	1.51

Legend: Net Debt =

Gross =

STATUTORY FORMS OF GOVERNMENT OF LOCAL UNITS OF NEW JERSEY

On each municipal page, under the name of the local unit, there appears the statutory form of government. An explanation of the various forms presently in operation are as follows:

Borough - an elected council usually consisting of six members with both administrative and policy making powers and an elected mayor with limited authority for administration.

Commission - (commonly referred to as the Walsh Act) is comprised of an elected governing body of three or five members (determined by population class). This body has both legislative and administrative authority.

Township Committee - an elected governing body usually consisting of three or five members with legislative and administrative authority.

Town Council - structurally similar to the borough form with a separately elected mayor and council deviating in size according to the number of wards.

Village - an elected body of five trustees with both legislative and administrative authority. (There are only (3) villages in the State at present.)

Mayor-Council - includes referendum charter forms authorized between 1897 and 1908 and special charters approved by the Legislature. Its constituency varies in size.

Council Manager Act of 1923 - an elected body of five, seven, or nine members which appoints its mayor and other officers. It appoints a municipal manager who is given authority to administer the local unit.

OPTIONAL MUNICIPAL CHARTER LAW OF 1950

Council-Manager - an elected policy-making council of five, seven or nine members (at discretion of voters) which appoints its mayor, a municipal clerk and a municipal manager who has authority and responsibility for overall municipal administration. This form differs from the 1923 form in the greater degree of discretion in both council representation and administrative organization.

Mayor-Council - an elected policy-making body of five, seven or nine members (voter's option) and a separately elected mayor with authority and responsibility for overall administration including the appointment of a business administrator to direct the department of administration required under this plan.

Small Municipality - an elected policy-making body of three, five or seven members including a mayor elected by the voters or the council who has authority for overall administration of the unit. This form of government is limited to units with less than 12,000 persons.

OPTIONAL COUNTY CHARTER LAW OF 1972

County Executive Plan - an elected board of chosen freeholders of five, seven or nine members and an elected county executive who is authorized to supervise, direct and control all county administrative departments.

County Manager Plan - an elected board of chosen freeholders of five, seven or nine members and an appointed county manager who is authorized to supervise, direct and control all county administrative departments.

County Supervisor Plan - an elected board of chosen freeholders of five, seven or nine members and an elected county supervisor. The legislative power is vested in the board of chosen freeholders; the executive power is exercised by the county supervisor.

County Board President Plan - an elected board of chosen freeholders of five, seven or nine members who elect a board president who presides at board meetings and oversees the work of the appointed administrator.

GLOSSARY

- ANNUAL BUDGET: the governing body of each local unit is required by law to adopt a budget for each calendar year. The law is N.J.S. 40A:4-1 et seq., known as the "local budget law." Every municipality and county in New Jersey operates on a full cash basis.
- ANNUAL DEBT STATEMENT: sworn statement filed by law by the chief financial officer of the local unit, attesting to the debt condition of the local unit. The law is N.J.S. 40A:2-1 et seq., known as the "local bond law."
- ASSESSED VALUATION: the proportional value of property assessed for real property taxation as determined by the local assessor whose jurisdiction extends over a municipal area. (see Net Valuation Taxable.)
- ASSESSMENT OF TAXES: the process of levying property taxes proportioned to property value. The expenditure report line with this title includes expenditures incurred for supervision and maintenance of appraisal and assessment records, tax map preparation and maintenance, revaluation programs, and other activities of the local assessor and the County Board of Taxation.
- AUTHORITIES: corporate public agencies created to perform specific functions within a local unit or region. Authorities have power to levy and collect service charges, incur debt, and operate autonomously.
- AUTHORITY DEBT: indebtedness of an authority outstanding on the date specified.
- BANK CORP. TAX: applies to all banks and banking associations, organized under the authority of New Jersey and whose principal place of business is New Jersey. This tax was a county and municipal tax prior to 1970. The rate was increased from 3/4% to 1 1/2% in 1970 on the value of common and preferred stock, and provision was made for the distribution of 1/2 the proceeds to state for general state purposes, the other half is equally divided by the county and municipality in which the bank(s) is located. Recently enacted legislation (c. 170 P.L. 1975) repeals the Bank Stock Tax Act and renders banks taxable under the Corporation Business Tax Act. Banks will be taxable upon their net income and net worth as in the case of corporations commencing in 1976. Distribution of this tax remains unchanged.
- BOND ORDINANCE: an ordinance adopted by the governing body of the local unit providing for the authorization of bonded indebtedness and repayment obligations under N.J.S. 40A:2-1 et seq., known as the "local bond law."
- BOND RATINGS: the credit rating assigned to a municipality or county by two agencies recognized as experts in the field of appraisal of local government finances. It will be noted that all local units are not rated. At present, both services--Moody's and Standard and Poor's--when a bond issue is sold and if the local unit does not contract with either of the two rating organizations for a credit rating, the rating previously given is withdrawn.
- CAPITAL DEBT: the long-term or short-term indebtedness authorized by bond ordinance for expenditures of a capital nature.
- CAPITAL DEBT ISSUED AND OUTSTANDING: principal amount of all capital debt issued and unpaid on the date specified.
- CAPITAL IMPROVEMENTS: the capital improvement expenditure data in this report includes: down payments on improvements (a 5% down payment is required in the "local bond law" when making an appropriation for improvement by ordinance), "Capital Improvement Fund" (which may be used to provide the necessary down payment or may be used to finance the improvement in whole or in part through an ordinance appropriation), and other capital improvement appropriations for capital projects or items of equipment such as fire engines, road scrapers, ambulances, etc.
- CAPITAL OUTLAY: expenditures by ordinance or budget appropriation for the construction, purchase, or improvement of fixed assets such as buildings and equipment, parks and playgrounds, vehicular equipment, streets, roads, sidewalks, storm sewers, etc. (See list of Capital Outlay on individual pages of local units.)

CASH BASIS BUDGET: a balanced budget, showing that there will be sufficient cash collected during the year to meet all debt service requirements, necessary operations of the local unit, and any mandatory payments required.

CHIEF FINANCIAL OFFICER: means the Director of Revenue and Finance, Comptroller, Treasurer, Collector or other financial officer of a municipality, or the treasurer of a county.

CORRECTIONAL AND PENAL: emergency shelters for minors accused of a crime: penitentiaries, jails, and detention houses.

COUNTY: a local unit of government governed by a Board of Chosen Freeholders. The County is responsible for welfare, education, tax assessment, elections, etc. (There are 21 counties in New Jersey.)

COUNTY EQUALIZATION RATIO: the equalization ratio used by the County Board of Taxation to calculate column 11 of the County Abstract of Ratables.

COUNTY EXTENSION SERVICES: farm and home demonstrations, 4-H Clubs, and related activities.

COUNTY TAXES: the amount paid by the municipality to the county for the municipal share of the county tax levy as apportioned by the County Board of Taxation.

CURRENT FINANCES: the current financial position of a local unit as reflected in its condensed current fund balance sheet for the fiscal year reported.

DEBT LIMITATION: the statutory debt limit in New Jersey is 3 1/2% for municipalities and 2% for counties, computed on the "equalized valuation basis."

DEBT SERVICE: the payment made by the local unit of the principal, interest and other charges on the obligations issued by it whether temporary or permanent.

DEDUCTIONS (FROM GROSS DEBT TO CALCULATE NET DEBT): the "local bond law" defines the methods for calculating the deductible portion of gross capital debt. All school debt within the statutory limit is deductible. All self-liquidating or utility debt is deductible if the utility is self-sustaining. If the utility is not self-sustaining, the operating deficit is capitalized at 5% and becomes a charge against the debt limit of the municipality. The deductions from other debt come about through funds on hand, accounts receivable, and similar specific items allowable as deductions. Also bonds authorized by another Public Body to be guaranteed by the municipality are deductible.

DEFERRED CHARGES: unbudgeted expenditures, payment of prior year's bills, deferred charges to future taxation.

DELINQUENT TAXES: all taxes unpaid at the close of the year.

DISTRICT SCHOOL TAXES: payments to the local school district, regional school district and consolidated school district for the support of the school budget.

EFFECTIVE TAX RATE: the effective tax rate is the tax rate which would apply if the property taxed were assessed at true value. Because New Jersey defines true value as market value, and conducts a statistically designed sales ratio program in order to calculate state promulgated equalization ratios, the effective property tax rate for New Jersey municipalities is the general tax rate multiplied by the equalization ratio.

ENVIRONMENTAL INSPECTION AND CONTROL: the expenditure line in this report includes these activities: code enforcement; building inspection; plumbing inspection; electrical inspection; elevator inspection; gas inspection; air conditioning inspection; heating plant inspections; housing and rooming house inspection; air pollution control; water pollution control; and sanitary inspections of nursing homes, hotels, motels, and trailer camps.

EQUALIZATION RATIO: the ratio of assessed value to true (market) value of real property.

EQUALIZED VALUATION: the true (market) value of real property, calculated by dividing the assessed value by the equalization ratio (see also State Equalized Value).

EQUALIZED VALUATION BASIS: the average of the three (3) preceding years of the sum total of: (a) the aggregate equalized valuations of real property as certified in the Table of Equalized Valuations published by the Director of the Division of Taxation of the Department of the Treasury on October 1, of each year; and (b) the assessed valuation of Class II railroad property as set forth in the Table of Equalized Valuations referred to in (a) above.

EXPENDITURES: actual cash disbursements plus amounts reserved to meet bills incurred during the year but unpaid at the close of the calendar year.

FISCAL YEAR: the period for which a Local Unit adopts a budget, pursuant to the Local Budget Law, N.J.S. 40A:4-1 et seq.

GENERAL TAX RATE: the general tax rate is the rate applied to the net taxable assessed valuation of a municipality to yield the required tax levy. It is the rate shown on the County Abstract of Ratables and on the tax bill. Because of varying assessment practices, it is a rate which has no meaning in comparative tax rate studies.

GROSS DEBT: includes all bonds and notes authorized or guaranteed by a local unit or a school district, whether or not issued. Does not include tax anticipation notes, emergency notes, special emergency notes, or utility revenue notes.

HEALTH SERVICES EXCEPT ENVIRONMENTAL: the municipal expenditure line in this report includes these activities: health boards and departments; physicians; visiting nurses; morgues; vital statistics; disease control; food; drug; food handling inspections; public baths; municipal child evaluation centers; municipal deprived children care; contributions to health organizations; narcotics centers; diagnostic centers; mental health and similar activities. The county expenditure line includes those of these activities not reported as a separate activity.

HUMAN RESOURCES: the expenditure line in this report includes activities such as those for youth, aging, Senior Citizens, child care centers, anti-poverty programs, head-start programs, etc.

LAND RECLAMATION AND CONSERVATION: the municipal expenditure line in this report includes these activities: water policy and conservation; flood prevention and damage; and conservation of natural resources.

LINE ITEM: a budget line item is an appropriation or a specific anticipated revenue. A property line item is an entry on the tax rolls.

LOCAL PURPOSE TAXES: the amount of taxes assessed to support the municipal budget (i.e. to operate and maintain the municipality and provide for municipal debt service.)

LOCAL UNIT: a county or municipality.

MOODY RATING: the Moody Rating is the credit rating given by the Moody's Investors Service.

MUNICIPAL FUNCTIONS: expenditures necessary to operate the municipality and provide the services required.

MUNICIPAL PUBLIC UTILITY: an agency created to perform specific functions within a municipal, county, or regional area. Operations are separate and distinct from the local unit, but not autonomous with respect to it. There are fifteen types of municipal utilities in New Jersey: water, sewer, airport, beach, water and sewer, harbor, electric, parking, swimming pool, country club, golf course, park, recreation, sanitation and transfer station.

MUNICIPALITY: a municipal corporation (there are no unincorporated territories in New Jersey). The name of a New Jersey municipality (i.e., city, town, township, borough or village) does not indicate size, population or form of government.

NET DEBT: the amount of authorized debt remaining after statutory deductions are taken. The present law limits the amount of net debt for municipalities to 3 1/2% of equalized valuation basis for the sum of municipal and school debt. The present law limits the amount of net debt for counties to 2% of equalized valuation basis.

NET VALUATION ON WHICH COUNTY TAXES ARE APPORTIONED: this figure is taken from column 11 of the County Abstract of Ratables. It includes the County equalization of net valuation taxable, plus several statutory adjustments, plus an equivalent valuation for the business personal property taxes collected and replaced by the State.

NET VALUATION TAXABLE: the assessed valuation of real property excluding Class II railroad property, over which property taxes are levied. Telephone and telegraph equipment are assessed locally, and are included in this figure.

OTHER JUDICIAL: court attendants and services of court reporters.

OTHER PUBLIC WORKS: the expenditure line in this report includes these activities: motor vehicle maintenance and fueling; public works equipment purchase and maintenance; general administration of public works; recreational flying fields; transportation capital expenditures; marine and harbor improvements; water system and improvements; feasibility studies; and purchase of municipal utilities.

OTHER REVENUES, REVENUE SHARING TAX EFFORT: includes realized alcohol beverage licenses, interest and costs on taxes and building permits, as well as any other miscellaneous licenses and permits reported in budget.

PARCEL: a parcel is a piece of property entered on the tax map as one unit and carried on the tax rolls for assessment and tax collection purposes as one unit.

PER CAPITA FIGURES: computations are based upon the estimated population for the report year. Care should be taken in using these figures for comparative purposes, since all services included are not necessarily provided to the residential population for the report year. Future research is planned to find a better measurement for cost comparisons.

PLANNING, HOUSING AND DEVELOPEMNT: the expenditure line in this report includes these activities: zoning; urban renewal; housing; planning; economic development; industrial commissions; physical rehabilitation; model cities programs; boards of adjustment; tidelands and meadowlands development; urban development; and community planning.

POPULATION: The official 1980 and 1990 Census of population conducted by the U.S. Department of Commerce, Bureau of the Census.

PROPERTY ACQUIRED BY DEED OR FORECLOSURE: (often referred to as foreclosed property.) When property taxes are unpaid, the collector is required by law to sell the property for non-payment of taxes. If there is no outside purchaser, the property is acquired by the municipality and the tax title lien is vested in the municipality. After 6 months from the date of the tax title lien sale, the municipality is permitted by law to foreclose the property owner's right of redemption of the lien and, thus, acquire title to the property.

RATABLE: a ratable is a taxable parcel of real property.

RESERVE FOR UNCOLLECTED TAXES: an item in the municipal budget which is designed to insure the municipality sufficient cash with which to carry out its functions after providing in full to other government units--local schools, county and special districts. This reserve becomes a tax levy added to the tax levy required to meet the budget, and represents the amount of tax monies expected to remain uncollected at the end of the year, based on the collection level of the previous year.

REVENUES: monies which were received during the calendar year. Surplus revenue may be in part offset by deferred charges and State Aid may be represented by State funds set aside as a reserve but not yet paid over.

SPECIAL DISTRICTS: independent governmental corporations created within a local municipal unit to provide definite functions and having power to tax, impose service charges and incur debt. They are autonomous, and their officials are usually elected, not appointed.

STANDARD AND POOR RATING: the Standard and Poor Rating is the credit rating given by the Standard and Poor Company.

STATE AID: revenues represent amounts received from the State under the several State Aid programs authorized by the State Legislature. These include State road aid, highway lighting, building allowances for Type I Schools and others.

STATE AND LOCAL FISCAL ASSISTANCE ACT OF 1972 (REVENUE SHARING): in general, funds received by units of local government from the federal government, and may be used only for priority expenditures, maintenance and operating expenses for (1) public safety, environmental protection, public transportation, health, recreation, libraries, social services for the poor and aged, and financial administration; (2) ordinary and necessary capital expenditures authorized by law. These utilizations are included in the report.

STATE EQUALIZATION RATIO: the equalization ratio promulgated by the Director of the Division of Taxation on October 1st of each year.

STATE EQUALIZED PROPERTY TAX RATES: derived by multiplying the general tax rate by the ratio of assessed value to true value (see table).

STATE EQUALIZED VALUE: the item reported in this report is calculated by dividing the net valuation taxable by the State Equalization Ratio to arrive at true value.

STATE EQUALIZED VALUATION: is promulgated by the Director of Taxation and represents a uniform computation of property value by formula designed to provide equitable distribution of State Aid programs.

STATE FISCAL YEAR: the period beginning on July 1 and ending on June 30 in any municipality in which the Fiscal year has been changed to a state fiscal year.

STATUTORY: this term is used to identify a situation established by law. For example: a statutory expenditure is one required by law.

TAX RATE: means the general tax rate applicable to all taxable property. It is derived by dividing the total tax levy by the net valuation taxable. All tax rates shown are based upon \$100 valuation.

TAX TITLE LIENS: this asset is created as a result of sale by municipality for non-payment of real estate taxes, delinquent assessments, utility charges or special district taxes.

TRANSITION YEAR: the period beginning on January 1 and ending on June 30 in the Calendar year during which the change in a municipality's Fiscal year to a State fiscal year takes effect.

TYPE I SCHOOL DEBT SERVICE: the amount of principal and interest included in the budget of the municipal corporation for payment of debt for school structures in Type I (formerly called Chapter VI) School Districts.

VETERAN AND SENIOR CITIZEN TAXES: veterans and senior citizens receive a special property tax deduction on their tax bill in the amount of \$50 for veterans and \$160 for senior citizens. Taxes were formerly levied by the municipalities to cover the costs of these deductions, with State reimbursement for one-half of the allowed deductions. In 1976, the State assumed this obligation in its entirety; taxes are no longer levied by municipalities for these deductions.

WEIGHTS AND MEASURES: county and local inspections of weighing and measuring equipment and related law enforcement.

STATE
TRANSITION YEAR
DATA SHEETS

SUMMARY STATE FISCAL YEAR DATA SHEETS

EXPENDITURES		REVENUES-REALIZED		1991 PROPERTY TAX	
GENERAL GOVERNMENT				STATE EQUALIZED TAX RATE →	
Governing Body & Public Boards	3,390,751.43	1991 Property Taxes Collected	740,004,899.56	Local District School Taxes	697,050,338.27
Municipal Clerk	2,534,605.92	1991 Payments in Lieu of Taxes	17,924,544.88	Regional & Consolidated School Tax	5,501,673.11
Financial Administration	19,151,359.33	Delinquent Tax & Lien Collections	4,509,941.73	School Taxes in Municipal Budget	9,354,940.51
Assessment of Taxes	19,003,245.03	Business Personality Replacement Taxes	1,233,057.87	County Taxes	* 314,552,137.41
Collection of Taxes	3,358,332.62	Taxes from Public Utilities		County Library Taxes	1,879,363.18
Planning, Housing & Development	3,434,996.57	Other Miscellaneous Tax Revenues	951,213.76	Local Municipal Purpose Taxes	578,656,880.92
Human Resources	8,992,500.24	State Aid Revenues	32,379,969.39	Veteran & Senior Citizen Taxes	11,944,000.00
Elections	962,549.05	Federal Aid Revenues	412,900.00	Total Taxes for Rate Computation	1,618,939,333.40
General Administration (other)	100,917,812.76	State and Local Fiscal Assistance Act Utilized		Special District Taxes	7,730,722.71
JUDICIARY		Sale of Acquired Property	154,978.85	Bank Corp. Taxes	
Municipal Courts	9,657,831.73	Other Miscellaneous Revenues	68,913,744.98	Added and Omitted Taxes	451,077.22
PUBLIC SAFETY		Total	910,490,251.02	Total Taxes Levied - ABSTRACT	1,615,177,133.33
Fire Protection	92,647,610.29	Prior Years Surplus Appropriated	2,203,118.00	Total Taxes Billed	830,436,384.25
Police Protection	152,549,499.74	REVENUES TOTAL	912,693,369.02	1991 TAXES COLLECTED	740,004,899.56
Civil Defense & Disaster Control	727,596.56	Reserve For Uncollected Taxes	93,988,009.99	1991 Taxes Cancelled, Abated or Adjusted	4,308,351.76
Environmental Inspection & Control	10,436,772.17	CAPITAL OUTLAY TOTAL	337,488,782.99	Transfer to Tax Title Liens or Foreclosed	11,371,078.61
Other Public Safety	179,954.00			Balance Outstanding Dec. 31, 1991	74,512,330.26
PUBLIC WORKS				PRIOR YEARS TAXES OUTSTANDING	
Streets and Drainage	31,966,109.44	Public Enterprises	12,238,008.37	Balance January 1, 1991	106,311,957.87
Sewers and Sewage Processing	32,679,445.03	Recreation-Culture	1,742,931.46	Collected in 1991	39,424,222.98
Garbage and Trash Disposal	46,357,074.53	Public Works	8,972,959.25	Cancelled, Abated or Adjusted 1991	4,804,519.03
Public Buildings and Grounds	14,339,249.00	Buildings and Grounds	276,323,677.73	Transfers to Tax Title Liens or Foreclosed	946,486.23
Other Public Works	11,053,957.62	Library and Education	29,645,321.87	Balance December 31, 1991	61,136,729.63
HEALTH and WELFARE		Conservation	376,627.31	TAX TITLE LIENS OUTSTANDING	
Health Services Except Environmental	19,624,602.30	All Other		Balance January 1, 1991	80,907,138.94
Welfare-Public Assistance	15,681,417.80	CAPITAL DEBT AUTHORIZED, DECEMBER 31, 1991		Transfer From Taxes	12,492,767.38
Hospital, Clinics, First Aid	2,139,321.00	ISSUED AND UNISSUED		Redeemed in 1991	9,133,962.36
Animal, Insect, & Rodent Control	441,998.00	School	395,255,465	Cancelled, Abated or Adjusted (1991)	867,292.19
Other Welfare Services	429,389.00	Self-Liquidating	385,809,303	Transfers to Foreclosed Property	98,402.61
RECREATION and CONSERVATION		Other	1,395,691,736	Balance December 31, 1991	83,300,249.16
Beaches and Boardwalks		Total	2,176,756,555	PROPERTY ACQUIRED BY DEED OR FORECLOSURE	
Parks, Playgrounds, Shade Trees	5,476,635.62	ISSUED AND OUTSTANDING		Balance January 1, 1991	69,486,677.92
Land Reclamation & Conservation	1,702,863.62	School	297,829,050.00	Transfers From Taxes or Liens	37,004.61
Other Recreational Services	8,689,346.47	Self-Liquidating	254,105,525.78	Sale for Cash (1991)	332,346.85
EDUCATION (excluding schools)		Other	840,096,070.72	Cancelled, Abated or Adjusted (1991)	886,369.00
Libraries	14,275,328.44	Total	1,392,030,646.50	Balance December 31, 1991	68,304,966.68
Other Educational Services	4,394,141.60	EQUALIZED VALUATION BASIS		CURRENT FINANCES DECEMBER 31, 1991	
STATUTORY EXPENDITURES		FOR NET DEBT COMPUTATION	61,694,801,907.32	ASSETS	
Pensions & F.I.C.A.	95,420,323.40	REAL PROPERTY VALUATIONS		Cash Dec. 31, 1991	293,712,433.19
Employee Fringe Benefits	58,099,786.50	Code Class # of Parcels % VAL'N		Taxes Receivable	135,645,059.89
Other Statutory Expenditures	984,000.00	1 Vacant Land		Tax Title Liens	83,300,249.16
CETA And Other Public Employment Programs		2 Residential		Foreclosed Property	68,304,966.68
MUNICIPAL FUNCTIONS TOTAL	799,770,067.51	3 Farm		Emergencies & Other Deferred Charges	124,034,980.04
CAPITAL IMPROVEMENTS *MEMO*	8,521,800.94	4a Commercial		State and Federal Aid Receivable	111,404,775.39
DEBT SERVICE		4b Industrial		Other Receivables	218,888,373.49
Principal Payments	34,367,221.65	4c Apartments		Total	1,035,294,837.84
Interest Payments	29,239,132.94	Total		LIABILITIES, RESERVES, AND SURPLUS	
TYPE I SCHL DEBT *MEMO	19,264,138.62	Land Area 480.07 Sq. Miles		Cash Liabilities	618,928,920.86
DEFERRED CHARGES	63,606,289.01	Net Valuation Taxable-Municipal	35,001,075,605.00	Reserves for Receivables	333,640,807.37
SCHOOL COUNTY, SPECIAL DISTRICT TAXES	1,036,069,175.19	Net Valuation Taxable-County	64,652,946,042.00	Surplus Dec. 31, 1991	82,725,109.61
RESERVE FOR UNCOLLECTED TAXES	93,939,009.09	State Equalized Valuation	62,406,946,338.00	Total	1,035,294,337.94
EXPENDITURES TOTAL	2,057,033,745.29	State Equalization Ratio	2,187.60		

*ABOVE DEBT SERVICE INCLUDES TYPE I SCHOOL DEBT

*Includes County Health Service Taxes, County Vocational School Taxes, or County Open Space Tax. See Table 13.

0901
 Population 1980 65,047
 Population 1990 61,444
 S & P Rating A
 Moody Rating A
 General Tax Rate Per \$100. 2.70
 State Equalized Tax Rate 2.46

BAYONNE CITY - HUDSON COUNTY
 Form of Government:
Mayor-Council Plan C (OMCL 50)
 Number of Members on Governing Body - 5

PER CAPITA:
 Gross Debt 1,223.13
 Net Debt 451.62
 Debt Service 29.90
 Total Tax Levy 1,132.55
 Municipal Expenditures 464.40
 PER CENT:
 Gross Debt 2.71
 Net Debt 1.00
 Tax Levy Collected 96.20
 Tax Levy Cancelled, Abated or Adjusted .01

EXPENDITURES		REVENUES-REALIZED		1991 PROPERTY TAX	
GENERAL GOVERNMENT				STATE EQUALIZED TAX RATE	
Governing Body & Public Boards	109,500.00	1991 Property Taxes Collected	32,258,944.43	Local District School Taxes	27,671,197.50
Municipal Clerk	94,850.00	1991 Payments in Lieu of Taxes	249,073.00	Regional & Consolidated School Tax	
Financial Administration	302,000.00	Delinquent Tax & Lien Collections	1,316,757.57	School Taxes in Municipal Budget	.05 1,478,059.00
Assessment of Taxes	1,053,850.00	Business Personalty Replacement Taxes		County Taxes	.57 16,030,776.44
Collection of Taxes	83,000.00	Taxes from Public Utilities		County Library Taxes	
Planning, Housing & Development	38,500.00	Other Miscellaneous Tax Revenues		Local Municipal Purpose Taxes	.86 24,408,507.99
Human Resources	170,147.00	State Aid Revenues	686,120.62	Veteran & Senior Citizen Taxes	446,400.00
Elections	37,900.00	Federal Aid Revenues		Total Taxes for Rate Computation	2.46 70,034,940.93
General Administration (other)	1,136,144.00	State and Local Fiscal Assistance Act Utilized		Special District Taxes	
JUDICIARY		Sale of Acquired Property		Bank Corp. Taxes	
Municipal Courts	408,500.00	Other Miscellaneous Revenues	1,883,962.05	Added and Omitted Taxes	
PUBLIC SAFETY		Total	36,393,857.67	Total Taxes Levied - ABSTRACT	69,588,540.93
Fire Protection	4,166,500.00	Prior Years Surplus Appropriated	500,000.00	Total Taxes Billed	33,533,288.74
Police Protection	4,973,699.28	REVENUES TOTAL	36,893,857.67	1991 TAXES COLLECTED	32,258,944.43
Civil Defense & Disaster Control	20,200.00	Reserve For Uncollected Taxes	2,722,647.00	1991 Taxes Cancelled, Abated or Adjusted	1,902.71
Environmental Inspection & Control	172,250.00	CAPITAL OUTLAY TOTAL	8,567,871.73	Transfer to Tax Title Liens or Foreclosed	
Other Public Safety				Balance Outstanding Dec. 31, 1991	1,272,441.60
PUBLIC WORKS				PRIOR YEARS TAXES OUTSTANDING	
Streets and Drainage	1,243,500.00	Public Enterprises	3,198,526.66	Balance January 1, 1991	3,490,841.17
Sewers and Sewage Processing	1,736,900.00	Recreation-Culture		Collected in 1991	1,046,227.14
Garbage and Trash Disposal	105,000.00	Public Works	311,011.24	Cancelled, Abated or Adjusted 1991	
Public Buildings and Grounds	361,600.00	Buildings and Grounds	307,100.07	Transfers to Tax Title Liens or Foreclosed	
Other Public Works	601,000.00	Library and Education	5,030,573.76	Balance December 31, 1991	2,444,614.03
HEALTH and WELFARE		Conservation		TAX TITLE LIENS OUTSTANDING	
Health Services Except Environmental	460,750.00	All Other		Balance January 1, 1991	502,244.00
Welfare-Public Assistance	203,100.00	CAPITAL DEBT AUTHORIZED, DECEMBER 31, 1991		Transfer from Taxes	
Hospital, Clinics, First Aid	16,200.00	ISSUED AND UNISSUED		Redeemed in 1991	244,267.65
Animal, Insect, & Rodent Control		School	39,392,600	Cancelled, Abated or Adjusted (1991)	
Other Welfare Services		Self-Liquidating	14,327,719	Transfers to Foreclosed Property	
RECREATION and CONSERVATION		Other	20,433,542	Balance December 31, 1991	257,976.35
Beaches and Boardwalks		Total	75,153,861	PROPERTY ACQUIRED BY DEED OR FORECLOSURE	
Parks, Playgrounds, Shade Trees	580,000.00	ISSUED AND OUTSTANDING		Balance January 1, 1991	2,746,341.00
Land Reclamation & Conservation	750.00	School	24,745,600.00	Transfers from Taxes or Liens	
Other Recreational Services	44,708.30	Self-Liquidating	10,487,719.00	Sale for Cash (1991)	
EDUCATION (excluding schools)		Other	15,352,769.74	Cancelled, Abated or Adjusted (1991)	
Libraries	796,000.00	Total	50,586,088.74	Balance December 31, 1991	2,746,341.00
Other Educational Services		EQUALIZED VALUATION BASIS		CURRENT FINANCES DECEMBER 31, 1991	
STATUTORY EXPENDITURES		FOR NET DEBT COMPUTATION	2,770,056.60	ASSETS	
Pensions & F. I. C. A.	3,126,000.00	REAL PROPERTY VALUATIONS		Cash Dec. 31, 1991	8,087,875.59
Employee Fringe Benefits	1,575,000.00	Code Class # of Parcels % VAL'N		Taxes Receivable	3,717,055.63
Other Statutory Expenditures		1 Vacant Land 459 3.36	86,104,300.00	Tax Title Liens	257,976.35
CETA And Other Public Employment Programs		2 Residential 10618 55.28	1,418,339,200.00	Foreclosed Property	2,746,341.00
MUNICIPAL FUNCTIONS TOTAL	23,627,548.08	3 Farm		Emergencies & Other Deferred Charges	
CAPITAL IMPROVEMENTS *MEMO*	50,000.00	4a Commercial 1326 15.18	389,403,500.00	State and Federal Aid Receivable	5,392.26
DEBT SERVICE		4b Industrial 184 21.62	554,605,000.00	Other Receivables	5,748,693.61
Principal Payments	1,113,318.70	4c Apartments 327 4.57	117,300,700.00	Total	20,563,334.44
Interest Payments	723,924.33	Total 12914	2,565,752,700.00	LIABILITIES, RESERVES, AND SURPLUS	
TYPE I SCHL DEBT *MEMO	1,690,279.34	Land Area 5.39 Sq. Miles		Cash Liabilities	4,865,842.27
DEFERRED CHARGES	347,308.00	Net Valuation Taxable-Municipal	2,578,425,808	Reserves for Receivables	12,465,792.32
SCHOOL, COUNTY, SPECIAL DISTRICT TAXES	45,180,032.94	Net Valuation Taxable-County	3,074,402,575	Surplus Dec. 31, 1991	3,231,699.85
RESERVE FOR UNCOLLECTED TAXES	2,722,647.00	State Equalized Valuation	2,825,073,305	Total	20,563,334.44
EXPENDITURES TOTAL	73,714,779.10	State Equalization Ratio	91.23		

0601
Population 1980 18,795
Population 1990 18,942
S & P Rating
Moody Rating AAA

General Tax Rate Per \$100. 6.06
State Equalized Tax Rate 3.02

BRIDGETON CITY - CUMBERLAND COUNTY
Form of Government:
Mayor-Council Plan A (OMCL 50)
Number of Members on Governing Body - 5

PER CAPITA:
Gross Debt 595.27
Net Debt 455.39
Debt Service 8.83
Total Tax Levy 532.30
Municipal Expenditures 343.06
PER CENT:
Gross Debt 3.70
Net Debt 2.83
Tax Levy Collected 90.97
Tax Levy Cancelled, Abated or Adjusted

EXPENDITURES		REVENUES-REALIZED		1991 PROPERTY TAX	
GENERAL GOVERNMENT				STATE EQUALIZED TAX RATE — 1.09	
Governing Body & Public Boards	54,351.00	1991 Property Taxes Collected	4,231,596.73	Local District School Taxes	3,647,019.00
Municipal Clerk	34,999.00	1991 Payments in Lieu of Taxes		Regional & Consolidated School Tax	
Financial Administration	133,559.00	Delinquent Tax & Lien Collections	374,418.93	School Taxes in Municipal Budget	
Assessment of Taxes	334,095.00	Business Personality Replacement Taxes		County Taxes	3,175,726.51
Collection of Taxes	66,740.00	Taxes from Public Utilities		County Library Taxes	
Planning, Housing & Development	114,335.00	Other Miscellaneous Tax Revenues		Local Municipal Purpose Taxes	3,260,000.00
Human Resources	570,302.50	State Aid Revenues	511,388.05	Veteran & Senior Citizen Taxes	189,800.00
Elections	9,000.00	Federal Aid Revenues		Total Taxes for Rate Computation	10,272,545.51
General Administration (other)	1,533,026.00	State and Local Fiscal Assistance Act Utilized		Special District Taxes	
JUDICIARY		Sale of Acquired Property	789,845.50	Bank Corp. Taxes	
Municipal Courts	94,779.00	Other Miscellaneous Revenues	5,907,249.41	Added and Omitted Taxes	
PUBLIC SAFETY		Total	5,907,249.41	Total Taxes Levied - ABSTRACT	10,082,745.51
Fire Protection	281,344.00	Prior Years Surplus Appropriated		Total Taxes Billed	5,226,222.47
Police Protection	1,035,236.05	REVENUES TOTAL	5,907,249.41	1991 TAXES COLLECTED	4,231,596.93
Civil Defense & Disaster Control	1,000.00	Reserve For Uncollected Taxes		1991 Taxes Cancelled, Abated or Adjusted	3.89
Environmental Inspection & Control	112,596.00	CAPITAL OUTLAY TOTAL	67,678.15	Transfer to Tax Title Liens or Foreclosed	20.58
Other Public Safety				Balance Outstanding Dec. 31, 1991	994,601.07
PUBLIC WORKS				PRIOR YEARS TAXES OUTSTANDING	
Streets and Drainage	751,544.00	Public Enterprises		Balance January 1, 1991	1,066,048.58
Sewers and Sewage Processing		Recreation—Culture	9.34	Collected in 1991	283,325.88
Garbage and Trash Disposal	94,123.00	Public Works	9,331.99	Cancelled, Abated or Adjusted 1991	314.10
Public Buildings and Grounds	150,125.00	Buildings and Grounds	58,336.82	Transfers to Tax Title Liens or Foreclosed	
Other Public Works		Library and Education		Balance December 31, 1991	782,408.60
HEALTH and WELFARE		Conservation		TAX TITLE LIENS OUTSTANDING	
Health Services Except Environmental	17,404.00	All Other		Balance January 1, 1991	983,542.58
Welfare—Public Assistance	62,250.00	CAPITAL DEBT AUTHORIZED, DECEMBER 31, 1991		Transfer From Taxes	
Hospital, Clinics, First Aid	19,550.00	ISSUED AND UNISSUED		Redeemed in 1991	91,093.05
Animal, Insect, & Rodent Control		School	2,483,000.00	Cancelled, Abated or Adjusted (1991)	
Other Welfare Services	22,666.00	Self-Liquidating	181,000.00	Transfers to Foreclosed Property	37,004.61
RECREATION and CONSERVATION		Other	8,445,002.00	Balance December 31, 1991	855,444.92
Beaches and Boardwalks		Total	11,275,661.00	PROPERTY ACQUIRED BY DEED OR FORECLOSURE	
Parks, Playgrounds, Shade Trees	3,400.00	ISSUED AND OUTSTANDING		Balance January 1, 1991	1,902,545.39
Land Reclamation & Conservation		School	2,483,000.00	Transfers From Taxes or Liens	37,004.61
Other Recreational Services	221,575.00	Self-Liquidating	181,000.00	Sale for Cash (1991)	
EDUCATION (excluding schools)		Other	4,964,782.00	Cancelled, Abated or Adjusted (1991)	
Libraries	116,064.00	Total	7,623,782.00	Balance December 31, 1991	1,939,550.00
Other Educational Services	1,700.00	EQUALIZED VALUATION BASIS		CURRENT FINANCES DECEMBER 31, 1991	
STATUTORY EXPENDITURES		FOR NET DEBT COMPUTATION	304,541,470	ASSETS	
Pensions & F. I. C. A.	462,598.80	REAL PROPERTY VALUATIONS		Cash Dec. 31, 1991	973,180.55
Employee Fringe Benefits		Code Class # of Parcels % VAL'N		Taxes Receivable	1,777,009.67
Other Statutory Expenditures		1 Vacant Land 895 1.74	2,818,700.00	Tax Title Liens	855,444.92
CETA And Other Public Employment Programs		2 Residential 4556 65.06	105,592,200.00	Foreclosed Property	1,939,550.00
MUNICIPAL FUNCTIONS TOTAL	6,302,302.35	3 Farm 12 .13	203,600.00	Emergencies & Other Deferred Charges	311,400.00
CAPITAL IMPROVEMENTS *MEMO*	25,000.00	4a Commercial 491 16.37	27,371,750.00	State and Federal Aid Receivable	4,106,051.15
DEBT SERVICE		4b Industrial 53 12.26	19,889,660.00	Other Receivables	2,050,641.14
Principal Payments	52,039.00	4c Apartments 37 3.75	6,414,600.00	Total	12,013,277.43
Interest Payments	115,198.84	Total	162,297,510.00	LIABILITIES, RESERVES, AND SURPLUS	
DEFERRED CHARGES		Land Area 6.50 Sq. Miles		Cash Liabilities	3,832,995.42
SCHOOL, COUNTY, SPECIAL DISTRICT TAXES	29,624.22	Net Valuation Taxable-Municipal	166,509,947	Reserves for Receivables	6,622,645.73
RESERVE FOR UNCOLLECTED TAXES	6,322,745.51	Net Valuation Taxable-County	331,331,948	Surplus Dec. 31, 1991	1,551,646.28
EXPENDITURES TOTAL	13,321,019.92	State Equalized Valuation	329,907,797	Total	12,013,277.43
		State Equalization Ratio	49.93		

*Includes County Health Service Taxes, County Vocational School Taxes, or County Open Space Tax. See Table 13.

0408
Population 1980 84,910
Population 1990 87,492
S & P Rating BBB-
Moody Rating BAA

General Tax Rate Per \$100. 18.10
State Equalized Tax Rate 4.21

CAMDEN CITY - CAMDEN COUNTY
Form of Government:
Mayor-Council Plan B (OMCL 50)
Number of Members on Governing Body - 7

PER CAPITA:
Gross Debt 874.64
Net Debt 607.91
Debt Service 5.50
Total Tax Levy 485.67
Municipal Expenditures 543.30

PER CENT:
Gross Debt 8.85
Net Debt 6.15
Tax Levy Collected 80.20
Tax Levy Cancelled, Abated or Adjusted

EXPENDITURES		REVENUES-REALIZED		1991 PROPERTY TAX	
GENERAL GOVERNMENT				STATE EQUALIZED TAX RATE ▼	
Governing Body & Public Boards	286,667.36	1991 Property Taxes Collected	17,585,010.93	Local District School Taxes	1.95 17,247,313.23
Municipal Clerk	72,954.33	1991 Payments in Lieu of Taxes	301,565.24	Regional & Consolidated School Tax	
Financial Administration	712,292.25	Delinquent Tax & Lien Collections	2,240,771.38	School Taxes in Municipal Budget	
Assessment of Taxes	250,389.00	Business Personalty Replacement Taxes		County Taxes	.92 * 8,145,888.49
Collection of Taxes		Taxes from Public Utilities		County Library Taxes	
Planning, Housing & Development	2,704,254.13	Other Miscellaneous Tax Revenues		Local Municipal Purpose Taxes	1.94 17,098,987.07
Human Resources	529,972.00	State Aid Revenues	1,075,238.00	Veteran & Senior Citizen Taxes	684,300.00
Elections	156,600.00	Federal Aid Revenues		Total Taxes for Rate Computation	4.81 43,176,438.79
General Administration (other)	4,926,965.36	State and Local Fiscal Assistance Act Utilized		Special District Taxes	
JUDICIARY		Sale of Acquired Property		Bank Corp. Taxes	
Municipal Courts	419,281.28	Other Miscellaneous Revenues	2,589,947.84	Added and Omitted Taxes	
PUBLIC SAFETY		Total	24,893,133.89	Total Taxes Levied - ABSTRACT	42,492,188.79
Fire Protection	7,197,257.73	Prior Years Surplus Appropriated		Total Taxes Billed	21,926,488.16
Police Protection	7,919,431.00	REVENUES TOTAL	24,393,133.89	1991 TAXES COLLECTED	17,585,010.93
Civil Defense & Disaster Control	20,758.52	Reserve For Uncollected Taxes	2,612,483.40	1991 Taxes Cancelled, Abated or Adjusted	952.84
Environmental Inspection & Control	543,439.00	CAPITAL OUTLAY TOTAL	7,058,668.41	Transfer to Tax Title Liens or Foreclosed	1,376,526.03
Other Public Safety	17,769.00			Balance Outstanding Dec. 31, 1991	2,963,938.36
PUBLIC WORKS				PRIOR YEARS TAXES OUTSTANDING	
Streets and Drainage	1,364,818.25	Public Enterprises	290,520.12	Balance January 1, 1991	4,120,484.66
Sewers and Sewage Processing		Recreation—Culture		Collected in 1991	1,456,893.41
Garbage and Trash Disposal	2,873,200.00	Public Works		Cancelled, Abated or Adjusted 1991	
Public Buildings and Grounds		Buildings and Grounds	6,768,148.29	Transfers to Tax Title Liens or Foreclosed	41,075.02
Other Public Works	164,074.00	Library and Education		Balance December 31, 1991	2,622,516.23
HEALTH and WELFARE		Conservation		TAX TITLE LIENS OUTSTANDING	
Health Services Except Environmental	745,805.00	All Other		Balance January 1, 1991	10,834,834.69
Welfare—Public Assistance	1,241,534.27	CAPITAL DEBT AUTHORIZED, DECEMBER 31, 1991		Transfer From Taxes	1,417,661.05
Hospital, Clinics, First Aid		ISSUED AND UNISSUED		Redeemed in 1991	1,383,928.47
Animal, Insect, & Rodent Control	28,600.00	School	20,399,000.00	Cancelled, Abated or Adjusted (1991)	70,433.22
Other Welfare Services		Self-Liquidating	7,061,000.00	Transfers to Foreclosed Property	
RECREATION and CONSERVATION		Other	49,064,200.00	Balance December 31, 1991	10,798,134.05
Beaches and Boardwalks		Total	76,524,200.00	PROPERTY ACQUIRED BY DEED OR FORECLOSURE	
Parks, Playgrounds, Shade Trees		ISSUED AND OUTSTANDING		Balance January 1, 1991	22,350,334.88
Land Reclamation & Conservation	29,752.00	School	20,399,000.00	Transfers From Taxes or Liens	
Other Recreational Services	201,950.00	Self-Liquidating		Sole for Cash (1991)	206,070.00
EDUCATION (excluding schools)		Other	12,133,000.00	Cancelled, Abated or Adjusted (1991)	
Libraries	264,833.44	Total	32,532,000.00	Balance December 31, 1991	22,144,264.89
Other Educational Services		EQUALIZED VALUATION BASIS		CURRENT FINANCES DECEMBER 31, 1991	
STATUTORY EXPENDITURES		FOR NET DEBT COMPUTATION	965,103,057	ASSETS	
Pensions & F. I. C. A.	4,577,209.36	REAL PROPERTY VALUATIONS		Cash Dec. 31, 1991	800,629.26
Employee Fringe Benefits	3,322,522.00	Code Class # of Parcels % VAL'N		Taxes Receivable	5,586,454.59
Other Statutory Expenditures		1 Vacant Land 3516 2.00	4,367,925.00	Tax Title Liens	10,798,134.05
CETA And Other Public Employment Programs		2 Residential 21352 58.72	128,530,706.00	Foreclosed Property	22,144,264.88
MUNICIPAL FUNCTIONS TOTAL	40,571,500.28	3 Farm		Emergencies & Other Deferred Charges	35,016,111.06
CAPITAL IMPROVEMENTS *MEMO*		4a Commercial 1626 22.26	43,733,399.00	State and Federal Aid Receivable	1,105,650.43
DEBT SERVICE		4b Industrial 148 12.36	27,043,577.00	Other Receivables	3,011,472.81
Principal Payments		4c Apartments 138 4.67	10,218,215.00	Total	78,462,717.08
Interest Payments	481,406.37	Total	213,393,822.00	LIABILITIES, RESERVES, AND SURPLUS	
DEFERRED CHARGES	3,809,279.30	Land Area 3.68 Sq. Miles		Cash Liabilities	36,690,730.25
SCHOOL, COUNTY, SPECIAL DISTRICT TAXES	25,393,201.72	Net Valuation Taxable-Municipal	234,777,399	Reserves for Receivables	41,540,326.33
RESERVE FOR UNCOLLECTED TAXES	2,612,433.40	Net Valuation Taxable-County	970,284,247	Surplus Dec. 31, 1991	231,660.50
EXPENDITURES TOTAL	72,927,732.97	State Equalized Valuation	839,142,365	Total	78,462,717.08
		State Equalization Ratio	26.59		

0705
Population 1980 77,690
Population 1990 73,552
S & P Rating
Moody Rating A

General Tax Rate Per \$100. 15.92
State Equalized Tax Rate 4.05

EAST ORANGE CITY - ESSEX COUNTY
Form of Government:
City Charter Act (P.L. 1908 c. 250)
Number of Members on Governing Body - 9

PER CAPITA:
Gross Debt 1,028.60
Net Debt 717.10
Debt Service 11.84
Total Tax Levy 806.87
Municipal Expenditures 667.24

PER CENT:
Gross Debt 5.57
Net Debt 3.88
Tax Levy Collected 82.51
Tax Levy Cancelled, Abated or Adjusted .05

EXPENDITURES		REVENUES-REALIZED		1991 PROPERTY TAX	
GENERAL GOVERNMENT				STATE EQUALIZED TAX RATE	
Governing Body & Public Boards	605,511.00	1991 Property Taxes Collected	23,635,270.92	Local District School Taxes	1.11 16,233,375.91
Municipal Clerk	127,237.00	1991 Payments in Lieu of Taxes	956,119.76	Regional & Consolidated School Tax	
Financial Administration	524,559.00	Delinquent Tax & Lien Collections	2,575,311.36	School Taxes in Municipal Budget	.03 488,620.00
Assessment of Taxes	1,297,023.00	Business Personalty Replacement Taxes		County Taxes	.57 8,320,990.94
Collection of Taxes	270,453.00	Taxes from Public Utilities		County Library Taxes	
Planning, Housing & Development	255,160.00	Other Miscellaneous Tax Revenues		Local Municipal Purpose Taxes	2.34 34,303,877.91
Human Resources	2,715,394.00	State Aid Revenues	2,707,626.88	Veteran & Senior Citizen Taxes	231,900.00
Elections	22,500.00	Federal Aid Revenues		Total Taxes for Rate Computation	4.05 59,578,764.76
General Administration (other)	4,576,037.00	State and Local Fiscal Assistance Act Utilized		Special District Taxes	
JUDICIARY		Sole of Acquired Property		Bank Corp. Taxes	
Municipal Courts	953,010.00	Other Miscellaneous Revenues	2,676,231.51	Added and Omitted Taxes	
PUBLIC SAFETY		Total	32,450,560.93	Total Taxes Levied - ABSTRACT	59,346,864.76
Fire Protection	5,533,302.00	Prior Years Surplus Appropriated		Total Taxes Billed	28,644,917.76
Police Protection	6,162,809.00	REVENUES TOTAL	32,450,560.93	1991 TAXES COLLECTED	23,635,270.92
Civil Defense & Disaster Control	411,122.90	Reserve For Uncollected Taxes	800,000.00	1991 Taxes Cancelled, Abated or Adjusted	15,137.58
Environmental Inspection & Control	2,418,010.00	CAPITAL OUTLAY TOTAL	2,845,008.33	Transfer to Tax Title Liens or Foreclosed	1,377,731.17
Other Public Safety	46,187.00			Balance Outstanding Dec. 31, 1991	3,616,778.09
PUBLIC WORKS				PRIOR YEARS TAXES OUTSTANDING	
Streets and Drainage	1,441,151.65	Public Enterprises	1,434,136.00	Balance January 1, 1991	5,338,005.15
Sewers and Sewage Processing	3,504,898.00	Recreation-Culture		Collected in 1991	1,698,156.06
Garbage and Trash Disposal	32,525.00	Public Works	247,818.43	Cancelled, Abated or Adjusted 1991	8,820.86
Public Buildings and Grounds	1,164,324.00	Buildings and Grounds	1,163,003.90	Transfers to Tax Title Liens or Foreclosed	
Other Public Works	746,437.00	Library and Education		Balance December 31, 1991	3,631,028.23
HEALTH and WELFARE		Conservation		TAX TITLE LIENS OUTSTANDING	
Health Services Except Environmental	1,313,364.38	All Other		Balance January 1, 1991	8,012,233.62
Welfare-Public Assistance	900,000.00			Transfer From Taxes	1,377,731.17
Hospital, Clinics, First Aid	3,000.00			Redeemed in 1991	877,155.80
Animal, Insect, & Rodent Control	38,145.00			Cancelled, Abated or Adjusted (1991)	51,490.69
Other Welfare Services	352,208.00			Transfers to Foreclosed Property	
RECREATION and CONSERVATION				Balance December 31, 1991	8,461,318.30
Beaches and Boardwalks				PROPERTY ACQUIRED BY DEED OR FORECLOSURE	
Parks, Playgrounds, Shade Trees	588,353.00			Balance January 1, 1991	1,342,300.00
Land Reclamation & Conservation	2,500.00			Transfers From Taxes or Liens	
Other Recreational Services	819,519.00			Sale for Cash (1991)	28,700.00
EDUCATION (excluding schools)				Cancelled, Abated or Adjusted (1991)	85,800.00
Libraries	911,336.00			Balance December 31, 1991	1,227,800.00
Other Educational Services	498,275.00			CURRENT FINANCES DECEMBER 31, 1991	
STATUTORY EXPENDITURES				ASSETS	
Pensions & F.I.C.A.	6,204,640.27			Cash Dec. 31, 1991	1,990,236.89
Employee Fringe Benefits	2,243,240.00			Taxes Receivable	7,247,806.32
Other Statutory Expenditures				Tax Title Liens	8,461,318.30
CETA And Other Public Employment Programs				Foreclosed Property	1,227,800.00
MUNICIPAL FUNCTIONS TOTAL	46,734,321.70			Emergencies & Other Deferred Charges	37,156,965.00
CAPITAL IMPROVEMENTS *MEMO*	700,000.00			State and Federal Aid Receivable	4,191,122.73
DEBT SERVICE				Other Receivables	415,612.00
Principal Payments	275,000.00			Total	60,690,861.24
Interest Payments	595,750.50			LIABILITIES, RESERVES, AND SURPLUS	
TYPE I SCHL DEBT *MEMO	467,334.75			Cash Liabilities	38,369,642.80
DEFERRED CHARGES	671,343.00			Reserves for Receivables	17,352,536.62
SCHOOL COUNTY, SPECIAL DISTRICT TAXES	25,042,936.35			Surplus Dec. 31, 1991	4,968,681.82
RESERVE FOR UNCOLLECTED TAXES	900,000.00			Total	60,690,861.24
EXPENDITURES TOTAL	74,119,022.35				

2004
Population 1980 106,201
Population 1990 110,002
S & P Rating A
Moody Rating AAA

General Tax Rate Per \$100. 8.25
State Equalized Tax Rate 2.17

ELIZABETH CITY - UNION COUNTY
Form of Government:
Mayor-Council Plan F (OMCL 50)
Number of Members on Governing Body - 9

PER CAPITA:
Gross Debt 1,289.89
Net Debt 708.64
Debt Service 38.22
Total Tax Levy 722.83
Municipal Expenditures 549.04

PER CENT:
Gross Debt 4.10
Net Debt 2.25
Tax Levy Collected 94.07
Tax Levy Cancelled, Abated or Adjusted

EXPENDITURES		REVENUES-REALIZED		1991 PROPERTY TAX	
GENERAL GOVERNMENT				STATE EQUALIZED TAX RATE 2.17	
Governing Body & Public Boards	216,923.00	1991 Property Taxes Collected	37,361,820.53	Local District School Taxes	37,667,281.34
Municipal Clerk	103,405.00	1991 Payments in Lieu of Taxes	1,785,627.05	Regional & Consolidated School Tax	
Financial Administration	1,063,931.00	Delinquent Tax & Lien Collections	808,934.52	School Taxes in Municipal Budget	992,840.00
Assessment of Taxes	1,841,966.00	Business Personalty Replacement Taxes		County Taxes	14,375,859.64
Collection of Taxes	170,322.00	Taxes from Public Utilities		County Library Taxes	
Planning, Housing & Development	129,042.00	Other Miscellaneous Tax Revenues		Local Municipal Purpose Taxes	26,473,303.00
Human Resources	125,604.00	State Aid Revenues	1,539,464.25	Veteran & Senior Citizen Taxes	536,050.00
Elections	22,200.00	Federal Aid Revenues		Total Taxes for Rate Computation	80,045,333.98
General Administration (other)	13,403,136.00	State and Local Fiscal Assistance Act Utilized		Special District Taxes	
JUDICIARY		Sale of Acquired Property		Bank Corp. Taxes	
Municipal Courts	359,943.00	Other Miscellaneous Revenues	5,569,801.67	Added and Omitted Taxes	3,468.10
PUBLIC SAFETY		Total	47,065,648.02	Total Taxes Levied - ABSTRACT	79,512,752.08
Fire Protection	5,565,467.00	Prior Years Surplus Appropriated		Total Taxes Billed	39,718,146.90
Police Protection	7,961,723.25	REVENUES TOTAL	47,065,648.02	1991 TAXES COLLECTED	37,361,820.53
Civil Defense & Disaster Control	4,533.00	Reserve For Uncollected Taxes	3,000,000.00	1991 Taxes Cancelled, Abated or Adjusted	
Environmental Inspection & Control	304,860.00	CAPITAL OUTLAY TOTAL	1,835,948.79	Transfer to Tax Title Liens or Foreclosed	195,172.54
Other Public Safety				Balance Outstanding Dec. 31, 1991	2,161,153.83
PUBLIC WORKS				PRIOR YEARS TAXES OUTSTANDING	
Streets and Drainage	1,579,871.00	Public Enterprises	1,024,082.51	Balance January 1, 1991	3,295,701.55
Sewers and Sewage Processing		Recreation-Culture	250.00	Collected in 1991	707,124.77
Garbage and Trash Disposal	5,300,000.00	Public Works	500.00	Cancelled, Abated or Adjusted 1991	531,776.84
Public Buildings and Grounds	1,229,415.00	Buildings and Grounds	434,488.97	Transfers to Tax Title Liens or Foreclosed	
Other Public Works	302,536.00	Library and Education		Balance December 31, 1991	2,060,799.94
HEALTH and WELFARE		Conservation	376,627.31	TAX TITLE LIENS OUTSTANDING	
Health Services Except Environmental	730,954.00	All Other		Balance January 1, 1991	1,613,578.55
Welfare-Public Assistance	574,193.00	CAPITAL DEBT AUTHORIZED, DECEMBER 31, 1991		Transfer From Taxes	195,172.54
Hospital, Clinics, First Aid		ISSUED AND UNISSUED		Redeemed in 1991	101,809.75
Animal, Insect, & Rodent Control	15,850.00	School	35,363,000	Cancelled, Abated or Adjusted (1991)	
Other Welfare Services		Self-Liquidating	29,416,524	Transfers to Foreclosed Property	
RECREATION and CONSERVATION		Other	78,110,592	Balance December 31, 1991	1,706,941.34
Beaches and Boardwalks		Total	141,890,116	PROPERTY ACQUIRED BY DEED OR FORECLOSURE	
Parks, Playgrounds, Shade Trees				Balance January 1, 1991	2,270,200.00
Land Reclamation & Conservation	90,078.00	ISSUED AND OUTSTANDING		Transfers From Taxes or Liens	
Other Recreational Services	689,057.00	School	18,909,000.00	Sale for Cash (1991)	
EDUCATION (excluding schools)		Self-Liquidating	25,743,904.00	Cancelled, Abated or Adjusted (1991)	
Libraries	1,074,000.00	Other	49,450,000.00	Balance December 31, 1991	2,270,200.00
Other Educational Services		Total	94,102,904.00	CURRENT FINANCES DECEMBER 31, 1991	
STATUTORY EXPENDITURES		EQUALIZED VALUATION BASIS		ASSETS	
Pensions & F. I. C. A.	6,014,000.00	FOR NET DEBT COMPUTATION	3,462,050,498	Cash Dec. 31, 1991	10,367,052.03
Employee Fringe Benefits	3,692,750.00	REAL PROPERTY VALUATIONS		Taxes Receivable	4,221,953.77
Other Statutory Expenditures		Code Class # of Parcels % VAL'N ASSESSED VALUATION		Tax Title Liens	1,706,941.34
CETA And Other Public Employment Programs		1 Vacant Land 755 2.01 19,165,200.00		Foreclosed Property	2,270,200.00
MUNICIPAL FUNCTIONS TOTAL	52,570,279.25	2 Residential 14045 48.36 462,086,600.00		Emergencies & Other Deferred Charges	
CAPITAL IMPROVEMENTS *MEMO*	1,208,250.00	3 Farm 2009 21.50 205,457,100.00		State and Federal Aid Receivable	21,122,686.34
DEBT SERVICE		4a Commercial 221 14.71 140,553,600.00		Other Receivables	1,233,653.46
Principal Payments	2,450,000.00	4c Apartments 588 13.43 128,319,300.00		Total	40,922,486.94
Interest Payments	1,754,755.41	Total 17618 955,586,800.00		LIABILITIES, RESERVES, AND SURPLUS	
TYPE I SCHL DEBT *MEMO	1,685,083.00	Land Area 11.69 Sq. Miles		Cash Liabilities	24,803,579.57
DEFERRED CHARGES	620,038.49	Net Valuation Taxable-Municipal	964,436,624	Reserves for Receivables	9,432,748.57
SCHOOL, COUNTY, SPECIAL DISTRICT TAXES	53,035,930.98	Net Valuation Taxable-County	3,684,130,251	Surplus Dec. 31, 1991	6,686,158.80
RESERVE FOR UNCOLLECTED TAXES	3,000,000.00	State Equalized Valuation	3,643,680,475	Total	40,922,486.94
EXPENDITURES TOTAL	113,431,104.13	State Equalization Ratio	26.29		

1102
 Population 1980 34,342
 Population 1990 34,185
 S & P Rating
 Moody Rating AAA

General Tax Rate Per \$100.
 16.02
 State Equalized Tax Rate
 2.04

EWING TOWNSHIP - MERCER COUNTY
 Form of Government:
 Township Committee
 Number of Members on Governing Body - 5

PER CAPITA:
 Gross Debt 1,447.30
 Net Debt 813.98
 Debt Service 52.13
 Total Tax Levy 1,114.31
 Municipal Expenditures 397.88
 PER CENT:
 Gross Debt 2.83
 Net Debt 1.59
 Tax Levy Collected 95.36
 Tax Levy Cancelled, Abated or Adjusted .10

EXPENDITURES	REVENUES-REALIZED	1991 PROPERTY TAX	
GENERAL GOVERNMENT		STATE EQUALIZED TAX RATE	
Governing Body & Public Boards		Local District School Taxes 1.20	22,386,143.00
Municipal Clerk		Regional & Consolidated School Tax	
Financial Administration 71,601.50	1991 Property Taxes Collected 17,179,940.65	School Taxes in Municipal Budget	
Assessment of Taxes 144,612.04	1991 Payments in Lieu of Taxes 37,500.00	County Taxes .49	9,135,360.12
Collection of Taxes 1,500.00	Delinquent Tax & Lien Collections 442,510.87	County Library Taxes .04	814,695.81
Planning, Housing & Development 211,133.38	Business Personality Replacement Taxes	Local Municipal Purpose Taxes .30	5,673,806.44
Human Resources 9,429.50	Taxes from Public Utilities	Veteran & Senior Citizen Taxes	338,050.00
Elections 11,708.46	Other Miscellaneous Tax Revenues	Total Taxes for Rate Computation 2.03	38,348,055.37
General Administration (other) 1,736,506.60	State Aid Revenues 243,883.00	Special District Taxes	82,785.15
	Federal Aid Revenues	Bank Corp. Taxes	
JUDICIARY	State and Local Fiscal Assistance Act Utilized	Added and Omitted Taxes	
Municipal Courts 123,937.03	Sale of Acquired Property	Total Taxes Levied - ABSTRACT	38,092,790.52
PUBLIC SAFETY	Other Miscellaneous Revenues	Total Taxes Billed	18,016,244.12
Fire Protection 450,300.00	Total 20,989,366.16	1991 TAXES COLLECTED	17,179,980.65
Police Protection 2,122,944.33	Prior Years Surplus Appropriated	1991 Taxes Cancelled, Abated or Adjusted	18,327.14
Civil Defense & Disaster Control 934.60	REVENUES TOTAL 20,989,366.16	Transfer to Tax Title Liens or Foreclosed	
Environmental Inspection & Control 57,239.00	Reserve For Uncollected Taxes	Balance Outstanding Dec. 31, 1991	817,936.33
Other Public Safety	CAPITAL OUTLAY TOTAL 11,013,522.47	PRIOR YEARS TAXES OUTSTANDING	
PUBLIC WORKS		Balance January 1, 1991	1,179,964.45
Streets and Drainage 772,663.79	Public Enterprises	Collected in 1991	411,584.45
Sewers and Sewage Processing 1,982,598.78	Recreation—Culture 537,675.22	Cancelled, Abated or Adjusted 1991	3,837.86
Garbage and Trash Disposal 1,457,045.57	Public Works 14,459.75	Transfers to Tax Title Liens or Foreclosed	24,315.41
Public Buildings and Grounds 157,000.00	Buildings and Grounds 10,461,387.50	Balance December 31, 1991	740,226.73
Other Public Works 106,020.00	Library and Education	TAX TITLE LIENS OUTSTANDING	
HEALTH and WELFARE	Conservation	Balance January 1, 1991	72,473.25
Health Services Except Environmental 32,518.50	All Other	Transfer From Taxes	24,315.41
Welfare—Public Assistance 8,905.00	CAPITAL DEBT AUTHORIZED, DECEMBER 31, 1991	Redeemed in 1991	30,926.42
Hospital, Clinics, First Aid	ISSUED AND UNISSUED GROSS DEBT NET DEBT	Cancelled, Abated or Adjusted (1991)	
Animal, Insect, & Rodent Control 16,950.00	School 21,650,000	Transfers to Foreclosed Property	
Other Welfare Services	Self-Liquidating	Balance December 31, 1991	65,862.24
RECREATION and CONSERVATION	Other 27,826,028	PROPERTY ACQUIRED BY DEED OR FORECLOSURE	
Beaches and Boardwalks	Total 49,476,028	Balance January 1, 1991	35,222.00
Parks, Playgrounds, Shade Trees 532,435.50	ISSUED AND OUTSTANDING	Transfers From Taxes or Liens	
Land Reclamation & Conservation 49,183.00	School	Sale for Cash (1991)	
Other Recreational Services 94,629.50	Self-Liquidating	Cancelled, Abated or Adjusted (1991)	
EDUCATION (excluding schools)	Other 27,046,162.04	Balance December 31, 1991	35,222.00
Libraries	Total 27,046,162.04	CURRENT FINANCES DECEMBER 31, 1991	
Other Educational Services	EQUALIZED VALUATION BASIS	ASSETS	
STATUTORY EXPENDITURES	FOR NET DEBT COMPUTATION 1,749,663.961	Cash Dec. 31, 1991	5,476,839.21
Pensions & F. I. C. A. 875,826.56	REAL PROPERTY VALUATIONS	Taxes Receivable	1,558,163.06
Employee Fringe Benefits 611,295.00	Code Class # of Parcels % VAL'N ASSESSED VALUATION	Tax Title Liens	65,862.24
Other Statutory Expenditures	1 Vacant Land 1092 1.48 3,452,060.00	Foreclosed Property	35,222.00
CETA And Other Public Employment Programs	2 Residential 9795 65.46 153,099,268.00	Emergencies & Other Deferred Charges	750,000.00
MUNICIPAL FUNCTIONS TOTAL 11,694,107.54	3 Farm 13 .11 259,140.00	State and Federal Aid Receivable	1,073,755.10
CAPITAL IMPROVEMENTS * MEMO * 175,000.00	4a Commercial 500 24.41 57,086,800.00	Other Receivables	310,464.86
DEBT SERVICE	4b Industrial 31 3.57 8,358,490.00	Total 9,270,306.47	
Principal Payments 1,111,239.64	4c Apartments 16 4.97 11,619,600.00	LIABILITIES, RESERVES, AND SURPLUS	
Interest Payments 670,736.24	Total 11447 233,874,359.00	Cash Liabilities	3,817,695.68
DEFERRED CHARGES 125,254.00	Land Area 15.13 Sq. Miles	Reserves for Receivables	1,969,712.16
SCHOOL, COUNTY, SPECIAL DISTRICT TAXES 32,419,934.08	Net Valuation Taxable-Municipal 237,314,065	Surplus Dec. 31, 1991	3,492,898.63
RESERVE FOR UNCOLLECTED TAXES	Net Valuation Taxable-County 1,877,756,504	Total 9,270,306.47	
EXPENDITURES TOTAL 46,020,341.60	State Equalized Valuation 1,842,122,514		
	State Equalization Ratio 12.72		

1808

Population 1980 31,358
 Population 1990 42,780
 S & P Rating
 Moody Rating AA

General Tax Rate Per \$100.

3.84

State Equalized Tax Rate

1.64

FRANKLIN TOWNSHIP - SOMERSET CO.

Form of Government:

Council-Manager Plan D (OMCL 50)

Number of Members on Governing Body - 9

PER CAPITA:

Gross Debt 844.93
 Net Debt 533.18
 Debt Service 15.40
 Total Tax Levy 1,332.45
 Municipal Expenditures 281.58

PER CENT:

Gross Debt 1.07
 Net Debt .68
 Tax Levy Collected 94.29
 Tax Levy Cancelled, Abated or Adjusted .25

EXPENDITURES		REVENUES-REALIZED		1991 PROPERTY TAX	
GENERAL GOVERNMENT				STATE EQUALIZED TAX RATE	
Governing Body & Public Boards	142,324.00	1991 Property Taxes Collected	27,598,024.73	Local District School Taxes	32,868,638.25
Municipal Clerk	61,964.00	1991 Payments in Lieu of Taxes		Regional & Consolidated School Tax	
Financial Administration	132,470.00	Delinquent Tax & Lien Collections	1,508,211.02	School Taxes in Municipal Budget	
Assessment of Taxes	125,192.00	Business Personality Replacement Taxes		County Taxes	14,536,661.10
Collection of Taxes	59,206.50	Taxes from Public Utilities		County Library Taxes	
Planning, Housing & Development	148,648.00	Other Miscellaneous Tax Revenues		Local Municipal Purpose Taxes	8,646,133.00
Human Resources	14,250.00	State Aid Revenues	14,512.00	Veteran & Senior Citizen Taxes	216,750.00
Elections	36,897.00	Federal Aid Revenues		Total Taxes for Rate Computation	56,268,192.35
General Administration (other)	1,957,996.00	State and Local Fiscal Assistance Act Utilized		Special District Taxes	950,712.89
JUDICIARY		Sale of Acquired Property		Bank Corp. Taxes	
Municipal Courts	132,245.00	Other Miscellaneous Revenues		Added and Omitted Taxes	
PUBLIC SAFETY		Total	1,282,882.59	Total Taxes Levied - ABSTRACT	57,002,145.24
Fire Protection	143,015.00	Prior Years Surplus Appropriated	900,000.00	Total Taxes Billed	29,271,700.19
Police Protection	2,387,124.00	REVENUES TOTAL	31,303,630.34	1991 TAXES COLLECTED	27,598,024.73
Civil Defense & Disaster Control	500.00	Reserve For Uncollected Taxes	2,407,425.00	1991 Taxes Cancelled, Abated or Adjusted	72,873.47
Environmental Inspection & Control	299,590.00	CAPITAL OUTLAY TOTAL	5,151,260.62	Transfer to Tax Title Liens or Foreclosed	192,711.58
Other Public Safety				Balance Outstanding Dec. 31, 1991	1,408,090.41
PUBLIC WORKS				PRIOR YEARS TAXES OUTSTANDING	
Streets and Drainage	905,107.00	Public Enterprises	115,552.80	Balance January 1, 1991	2,089,450.93
Sewers and Sewage Processing	422,219.00	Recreation-Culture	3,194.09	Collected in 1991	907,909.67
Garbage and Trash Disposal		Public Works	21,918.20	Cancelled, Abated or Adjusted 1991	6,897.45
Public Buildings and Grounds		Buildings and Grounds	5,010,595.53	Transfers to Tax Title Liens or Foreclosed	460.76
Other Public Works	94,866.00	Library and Education		Balance December 31, 1991	1,174,183.05
HEALTH and WELFARE		Conservation		TAX TITLE LIENS OUTSTANDING	
Health Services Except Environmental	58,611.00	All Other		Balance January 1, 1991	1,034,843.41
Welfare-Public Assistance	10,000.00	CAPITAL DEBT AUTHORIZED, DECEMBER 31, 1991		Transfer From Taxes	193,172.34
Hospital, Clinics, First Aid	57,591.00	ISSUED AND UNISSUED		Redeemed in 1991	600,301.35
Animal, Insect, & Rodent Control	28,553.00	School		Cancelled, Abated or Adjusted (1991)	
Other Welfare Services	40,419.00	Self-Liquidating	13,011,000.00	Transfers to Foreclosed Property	
RECREATION and CONSERVATION		Other	23,135,308.00	Balance December 31, 1991	627,714.40
Beaches and Boardwalks		Total	36,146,308.00	PROPERTY ACQUIRED BY DEED OR FORECLOSURE	
Parks, Playgrounds, Shade Trees		ISSUED AND OUTSTANDING		Balance January 1, 1991	277,972.00
Land Reclamation & Conservation		School		Transfers From Taxes or Liens	
Other Recreational Services	72,816.00	Self-Liquidating	13,011,000.00	Sale for Cash (1991)	
EDUCATION (excluding schools)		Other	16,881,113.93	Cancelled, Abated or Adjusted (1991)	
Libraries	410,999.00	Total	29,892,113.93	Balance December 31, 1991	277,972.00
Other Educational Services		EQUALIZED VALUATION BASIS		CURRENT FINANCES DECEMBER 31, 1991	
STATUTORY EXPENDITURES		FOR NET DEBT COMPUTATION	3,364,410.313	ASSETS	
Pensions & F. I. C. A.	1,177,951.00	REAL PROPERTY VALUATIONS		Cash Dec. 31, 1991	7,931,961.95
Employee Fringe Benefits		Code Class # of Parcels % VAL'N		Taxes Receivable	2,582,273.46
Other Statutory Expenditures		1 Vacant Land 1457 2.29	33,223,100.00	Tax Title Liens	627,714.40
CETA And Other Public Employment Programs		2 Residential 13625 58.72	851,950,400.00	Foreclosed Property	277,972.00
MUNICIPAL FUNCTIONS TOTAL	3,979,613.50	3 Farm 498 1.20	17,407,500.00	Emergencies & Other Deferred Charges	
CAPITAL IMPROVEMENTS *ME:40*		4a Commercial 396 19.24	279,062,500.00	State and Federal Aid Receivable	228,694.61
DEBT SERVICE		4b Industrial 147 15.44	224,005,300.00	Other Receivables	2,021,416.06
Principal Payments	957.62	4c Apartments 203 3.11	45,101,100.00	Total	13,070,032.48
Interest Payments	657,327.00	Total 16331	1,450,749,900.00	LIABILITIES, RESERVES, AND SURPLUS	
DEFERRED CHARGES		Land Area 46.90 Sq. Miles		Cash Liabilities	2,402,305.98
SCHOOL, COUNTY, SPECIAL DISTRICT TAXES	48,356,012.24	Net Valuation Taxable-Municipal	1,462,766,081	Reserves for Receivables	5,509,375.92
RESERVE FOR UNCOLLECTED TAXES	2,407,425.00	Net Valuation Taxable-County	3,423,267,376	Surplus Dec. 31, 1991	5,758,350.58
EXPENDITURES TOTAL	60,401,335.36	State Equalized Valuation	3,401,613,751	Total	13,670,032.48
		State Equalization Ratio	42.90		

*Includes County Health Service Taxes, County Vocational School Taxes, or County Open Space Tax. See Table 13.

0415
Population 1980 45,156
Population 1990 53,797
S & P Rating
Moody Rating AAA

General Tax Rate Per \$100. 6.37
State Equalized Tax Rate 2.57

GLOUCESTER TOWNSHIP - CAMDEN CO.
Form of Government:
Mayor-Council Plan B (OMCL 50)
Number of Members on Governing Body - 7

PER CAPITA:
Gross Debt 603.98
Net Debt 495.28
Debt Service 24.74
Total Tax Levy 851.13
Municipal Expenditures 173.38
PER CENT:
Gross Debt 2.06
Net Debt 1.69
Tax Levy Collected 92.26
Tax Levy Cancelled, Abated or Adjusted .02

EXPENDITURES		REVENUES-REALIZED		1991 PROPERTY TAX	
GENERAL GOVERNMENT				STATE EQUALIZED TAX RATE	
Governing Body & Public Boards	55,725.00	1991 Property Taxes Collected	21,596,938.00	Local District School Taxes .81	14,071,005.50
Municipal Clerk	75,391.00	1991 Payments in Lieu of Taxes	58,741.00	Regional & Consolidated School Tax .32	5,501,673.11
Financial Administration	187,390.00	Delinquent Tax & Lien Collections	1,939,968.00	School Taxes in Municipal Budget	
Assessment of Taxes	47,142.00	Business Personalty Replacement Taxes		County Taxes .81	14,005,274.35
Collection of Taxes	66,549.00	Taxes from Public Utilities		County Library Taxes .02	424,702.33
Planning, Housing & Development	330,193.00	Other Miscellaneous Tax Revenues		Local Municipal Purpose Taxes .62	10,699,541.00
Human Resources	159,510.00	State Aid Revenues	236,755.00	Veteran & Senior Citizen Taxes	391,350.00
Elections		Federal Aid Revenues		Total Taxes for Rate Computation 2.58	45,093,546.29
General Administration (other)	679,332.00	State and Local Fiscal Assistance Act Utilized		Special District Taxes	1,085,800.00
JUDICIARY		Sale of Acquired Property		Bank Corp. Taxes	
Municipal Courts	102,875.00	Other Miscellaneous Revenues	1,078,231.00	Added and Omitted Taxes	
PUBLIC SAFETY		Total	24,960,683.00	Total Taxes Levied - ABSTRACT	45,787,996.29
Fire Protection	1,192.00	Prior Years Surplus Appropriated		Total Taxes Billed	23,407,638.00
Police Protection	2,030,647.00	REVENUES TOTAL	24,960,683.00	1991 TAXES COLLECTED	21,596,988.00
Civil Defense & Disaster Control	1,000.00	Reserve For Uncollected Taxes		1991 Taxes Cancelled, Abated or Adjusted	5,784.00
Environmental Inspection & Control	24,275.00			Transfer to Tax Title Liens or Foreclosed	2,370.94
Other Public Safety				Balance Outstanding Dec. 31, 1991	1,567,772.00
PUBLIC WORKS		CAPITAL OUTLAY TOTAL	7,928,555.00	PRIOR YEARS TAXES OUTSTANDING	
Streets and Drainage	272,207.00	Public Enterprises		Balance January 1, 1991	2,297,974.00
Sewers and Sewage Processing		Recreation-Culture		Collected in 1991	1,393,197.00
Garbage and Trash Disposal	1,687,077.00	Public Works	204,266.00	Cancelled, Abated or Adjusted 1991	5,582.00
Public Buildings and Grounds	124,366.00	Buildings and Grounds	724,289.00	Transfers to Tax Title Liens or Foreclosed	295,108.00
Other Public Works	450,323.00	Library and Education		Balance December 31, 1991	104,087.00
HEALTH and WELFARE		Conservation		TAX TITLE LIENS OUTSTANDING	
Health Services Except Environmental	2,600.00	All Other		Balance January 1, 1991	264,485.00
Welfare-Public Assistance	15,693.00			Transfer From Taxes	564,781.00
Hospital, Clinics, First Aid		CAPITAL DEBT AUTHORIZED, DECEMBER 31, 1991		Redeemed in 1991	
Animal, Insect, & Rodent Control		ISSUED AND UNISSUED		Cancelled, Abated or Adjusted (1991)	3,743.00
Other Welfare Services		School	5,348,000.00	Transfers to Foreclosed Property	
RECREATION and CONSERVATION		Self-Liquidating		Balance December 31, 1991	825,523.00
Beaches and Boardwalks		Other	26,644,349	PROPERTY ACQUIRED BY DEED OR FORECLOSURE	
Parks, Playgrounds, Shade Trees	16,550.00	Total	32,492,349	Balance January 1, 1991	869,669.00
Land Reclamation & Conservation				Transfers From Taxes or Liens	
Other Recreational Services	64,522.00	ISSUED AND OUTSTANDING		Sale for Cash (1991)	
EDUCATION (excluding schools)		School	5,848,000.00	Cancelled, Abated or Adjusted (1991)	2,000.00
Libraries		Self-Liquidating		Balance December 31, 1991	867,669.00
Other Educational Services	63,417.00	Other	26,246,401.00	CURRENT FINANCES DECEMBER 31, 1991	
STATUTORY EXPENDITURES		Total	32,094,401.00	ASSETS	
Pensions & F. L. C. A.	892,876.00	EQUALIZED VALUATION BASIS		Cash Dec. 31, 1991	2,532,961.00
Employee Fringe Benefits	453,313.00	FOR NET DEBT COMPUTATION	1,580,800,548	Taxes Receivable	1,671,859.00
Other Statutory Expenditures	500.00	REAL PROPERTY VALUATIONS		Tax Title Liens	825,523.00
CETA And Other Public Employment Programs		Code Class # of Parcels % VAL'N		Foreclosed Property	867,669.00
MUNICIPAL FUNCTIONS TOTAL	7,811,235.00	1 Vacant Land 2634 3.24	20,933,725.00	Emergencies & Other Deferred Charges	3,582,104.00
CAPITAL IMPROVEMENTS *MEMO*	25,000.00	2 Residential 15200 83.10	536,183,255.00	State and Federal Aid Receivable	655,431.00
DEBT SERVICE		3 Farm 126 .32	2,103,904.00	Other Receivables	9,800.00
Principal Payments	524,350.00	4a Commercial 398 7.11	45,871,246.00	Total	10,145,347.00
Interest Payments	806,511.00	4b Industrial 29 1.47	9,492,100.00	LIABILITIES, RESERVES, AND SURPLUS	
DEFERRED CHARGES	184,900.00	4c Apartments 23 4.75	30,626,000.00	Cash Liabilities	5,462,260.00
SCHOOL, COUNTY, SPECIAL DISTRICT TAXES	35,088,455.29	Total 18410	645,210,230.00	Reserves for Receivables	3,374,851.00
RESERVE FOR UNCOLLECTED TAXES		Land Area 23.14 Sq. Miles		Surplus Dec. 31, 1991	1,308,236.00
EXPENDITURES TOTAL	44,415,511.29	Net Valuation Taxable-Municipal	651,261,361	Total	10,145,347.00
		Net Valuation Taxable-County	1,053,478,200		
		State Equalized Valuation	1,727,529,866		
		State Equalization Ratio	37.48		

0903

Population 1980 7,340
 Population 1990 8,268
 S & P Rating
 Moody Rating AAA

General Tax Rate Per \$100. 3.77
 State Equalized Tax Rate 2.21

GUTTENBERG TOWN - HUDSON COUNTY

Form of Government:
 Town Council

Number of Members on Governing Body - 6

PER CAPITA:

Gross Debt 894.65
 Net Debt 875.30
 Debt Service 14.93
 Total Tax Levy 1,095.88
 Municipal Expenditures 572.73

PER CENT:

Gross Debt 1.68
 Net Debt 1.64
 Tax Levy Collected 88.74
 Tax Levy Cancelled, Abated or Adjusted .53

EXPENDITURES		REVENUES-REALIZED		1991 PROPERTY TAX	
GENERAL GOVERNMENT				STATE EQUALIZED TAX RATE .90	
Governing Body & Public Boards		1991 Property Taxes Collected	4,244,326.77	Local District School Taxes	3,080,222.64
Municipal Clerk		1991 Payments in Lieu of Taxes		Regional & Consolidated School Tax	
Financial Administration	315,000.00	Delinquent Tax & Lien Collections	395,077.87	School Taxes in Municipal Budget	18,042.00
Assessment of Taxes	44,244.00	Business Personality Replacement Taxes		County Taxes	2,086,965.29
Collection of Taxes	10,450.00	Taxes from Public Utilities		County Library Taxes	
Planning, Housing & Development	5,000.00	Other Miscellaneous Tax Revenues		Local Municipal Purpose Taxes	3,275,538.49
Human Resources	26,038.28	State Aid Revenues		Veteran & Senior Citizen Taxes	24,100.00
Elections	4,525.00	Federal Aid Revenues		Total Taxes for Rate Computation	9,084,868.42
General Administration (other)	845,125.00	State and Local Fiscal Assistance Act Utilized		Special District Taxes	
JUDICIARY		Sale of Acquired Property		Bank Corp. Taxes	
Municipal Courts	47,800.24	Other Miscellaneous Revenues	261,525.82	Added and Omitted Taxes	
PUBLIC SAFETY		Total	4,900,930.46	Total Taxes Levied - ABSTRACT	9,060,768.42
Fire Protection	135,691.00	Prior Years Surplus Appropriated		Total Taxes Billed	4,782,309.64
Police Protection	577,770.00	REVENUES TOTAL	4,900,930.46	1991 TAXES COLLECTED	4,244,326.77
Civil Defense & Disaster Control	550.00	Reserve For Uncollected Taxes	1,223,097.00	1991 Taxes Cancelled, Abated or Adjusted	25,126.52
Environmental Inspection & Control	19,273.00	CAPITAL OUTLAY TOTAL	175,060.76	Transfer to Tax Title Liens or Foreclosed	
Other Public Safety		Public Enterprises		Balance Outstanding Dec. 31, 1991	513,356.35
PUBLIC WORKS		Recreation—Culture		PRIOR YEARS TAXES OUTSTANDING	
Streets and Drainage	172,395.00	Public Works	27,217.00	Balance January 1, 1991	877,294.61
Sewers and Sewage Processing	27,250.00	Buildings and Grounds	144,081.70	Collected in 1991	395,077.87
Garbage and Trash Disposal	373,000.00	Library and Education	3,702.00	Cancelled, Abated or Adjusted 1991	
Public Buildings and Grounds	43,890.00	Conservation		Transfers to Tax Title Liens or Foreclosed	
Other Public Works	9,000.00	All Other		Balance December 31, 1991	482,216.74
HEALTH and WELFARE		CAPITAL DEBT AUTHORIZED, DECEMBER 31, 1991		TAX TITLE LIENS OUTSTANDING	
Health Services Except Environmental	33,381.00	ISSUED AND UNISSUED		Balance January 1, 1991	
Welfare—Public Assistance	55,500.00	School	160,000	Transfer From Taxes	
Hospital, Clinics, First Aid		Self-Liquidating		Redeemed in 1991	
Animal, Insect, & Rodent Control		Other	7,237,000	Cancelled, Abated or Adjusted (1991)	
Other Welfare Services		Total	7,397,000	Transfers to Foreclosed Property	
RECREATION and CONSERVATION		ISSUED AND OUTSTANDING		Balance December 31, 1991	
Beaches and Boardwalks		School	160,000.00	PROPERTY ACQUIRED BY DEED OR FORECLOSURE	
Parks, Playgrounds, Shade Trees		Self-Liquidating		Balance January 1, 1991	10,800.00
Land Reclamation & Conservation		Other	3,437,000.00	Transfers From Taxes or Liens	
Other Recreational Services	92,600.00	Total	3,597,000.00	Sale for Cash (1991)	
EDUCATION (excluding schools)		EQUALIZED VALUATION BASIS		Cancelled, Abated or Adjusted (1991)	
Libraries	21,000.00	FOR NET DEBT COMPUTATION	441,602.957	Balance December 31, 1991	10,800.00
Other Educational Services		REAL PROPERTY VALUATIONS		CURRENT FINANCES DECEMBER 31, 1991	
STATUTORY EXPENDITURES		Code Class # of Parcels % VAL'N	ASSESSED VALUATION	ASSETS	
Pensions & F. I. C. A.	253,107.00	1 Vacant Land 27 1.14	2,732,600.00	Cash Dec. 31, 1991	698,668.43
Employee Fringe Benefits	205,500.00	2 Residential 2085 75.04	179,954,700.00	Taxes Receivable	995,573.09
Other Statutory Expenditures		3 Farm		Tax Title Liens	
CETA And Other Public Employment Programs		4a Commercial 136 8.45	20,269,700.00	Foreclosed Property	10,800.00
MUNICIPAL FUNCTIONS TOTAL	3,329,594.52	4b Industrial 93 4.78	11,459,600.00	Emergencies & Other Deferred Charges	1,400.52
CAPITAL IMPROVEMENTS *MEMO*	60,000.00	4c Apartments 76 10.59	25,396,200.00	State and Federal Aid Receivable	170,463.58
DEBT SERVICE		Total 2417	230,812,800.00	Other Receivables	3,837,437.90
Principal Payments	123,405.65	Land Area .20 Sq. Miles		Total	5,714,343.52
Interest Payments	14,803.99	Net Valuation Taxable-Municipal	240,192,043	LIABILITIES, RESERVES, AND SURPLUS	
TYPE I SCHL DEBT *MEMO	59,195.51	Net Valuation Taxable-County	406,839,308	Cash Liabilities	4,271,962.36
DEFERRED CHARGES		State Equalized Valuation	409,477,079	Reserves for Receivables	1,043,810.99
SCHOOL, COUNTY, SPECIAL DISTRICT TAXES	5,735,229.93	State Equalization Ratio	58.52	Surplus Dec. 31, 1991	398,576.17
RESERVE FOR UNCOLLECTED TAXES	1,223,097.00			Total	5,714,343.52
EXPENDITURES TOTAL	10,520,523.61				

1103

Population 1980 82,801
 Population 1990 86,553
 S & P Rating
 Moody Rating AAA

General Tax Rate Per \$100.

7.01

State Equalized Tax Rate

2.17

HAMILTON TOWNSHIP - MERCER COUNTY

Form of Government:

Mayor-Council Plan E (OMCL 50)

Number of Members on Governing Body - 5

PER CAPITA:

Gross Debt 1,335.11
 Net Debt 992.38
 Debt Service 30.99
 Total Tax Levy 1,089.41
 Municipal Expenditures 337.14

PER CENT:

Gross Debt 2.86
 Net Debt 2.13
 Tax Levy Collected 94.47
 Tax Levy Cancelled, Abated or Adjusted 2.0

EXPENDITURES		REVENUES-REALIZED		1991 PROPERTY TAX	
GENERAL GOVERNMENT		1991 Property Taxes Collected		STATE EQUALIZED TAX RATE	
Governing Body & Public Boards	179,641.00	1991 Payments in Lieu of Taxes	58,130.30	Local District School Taxes	1.21
Municipal Clerk	124,152.00	Delinquent Tax & Lien Collections	1,665,246.40	Regional & Consolidated School Tax	
Financial Administration	92,464.00	Business Personalty Replacement Taxes		School Taxes in Municipal Budget	
Assessment of Taxes	287,013.00	Taxes from Public Utilities		County Taxes	.48
Collection of Taxes	131,090.00	Other Miscellaneous Tax Revenues		County Library Taxes	
Planning, Housing & Development	141,901.00	State Aid Revenues	179,614.00	Local Municipal Purpose Taxes	.49
Human Resources	180,272.00	Federal Aid Revenues		Veteran & Senior Citizen Taxes	
Elections		State and Local Fiscal Assistance Act Utilized		Total Taxes for Rate Computation	2.18
General Administration (other)	1,973,653.00	Sale of Acquired Property		Special District Taxes	
JUDICIARY		Other Miscellaneous Revenues	1,764,806.66	Bank Corp. Taxes	
Municipal Courts	523,238.00	Prior Years Surplus Appropriated	500,000.00	Added and Omitted Taxes	
PUBLIC SAFETY		REVENUES TOTAL	50,352,370.81	Total Taxes Levied - ABSTRACT	94,291,759.15
Fire Protection	15,000.00	Reserve For Uncollected Taxes	2,500,000.00	Total Taxes Billed	48,908,833.81
Police Protection	4,963,974.00	CAPITAL OUTLAY TOTAL	32,932,868.84	1991 TAXES COLLECTED	46,204,572.95
Civil Defense & Disaster Control	9,956.00	Public Enterprises	4,212,831.15	1991 Taxes Cancelled, Abated or Adjusted	96,483.75
Environmental Inspection & Control	1,100,460.00	Recreation-Culture	45,016.25	Transfer to Tax Title Liens or Foreclosed	45,350.04
Other Public Safety		Public Works	113,054.35	Balance Outstanding Dec. 31, 1991	2,558,427.07
PUBLIC WORKS		Buildings and Grounds	23,561,967.09	PRIOR YEARS TAXES OUTSTANDING	
Streets and Drainage	1,574,228.00	Library and Education		Balance January 1, 1991	3,477,473.79
Sewers and Sewage Processing		Conservation		Collected in 1991	1,595,419.11
Garbage and Trash Disposal	3,524,198.00	All Other		Cancelled, Abated or Adjusted 1991	65,084.21
Public Buildings and Grounds	891,732.00	CAPITAL DEBT AUTHORIZED, DECEMBER 31, 1991		Transfers to Tax Title Liens or Foreclosed	1,314.92
Other Public Works	200,510.00	ISSUED AND UNISSUED		Balance December 31, 1991	1,815,655.55
HEALTH and WELFARE		School	837,000	TAX TITLE LIENS OUTSTANDING	
Health Services Except Environmental	750,916.00	Self-Liquidating	33,618,513	Balance January 1, 1991	519,228.52
Welfare-Public Assistance	84,420.00	Other	81,102,196	Transfer From Taxes	50,664.96
Hospital, Clinics, First Aid		Total	115,557,710	Redeemed in 1991	49,827.29
Animal, Insect, & Rodent Control		ISSUED AND OUTSTANDING		Cancelled, Abated or Adjusted (1991)	
Other Welfare Services		School	837,000.00	Transfers to Foreclosed Property	
RECREATION and CONSERVATION		Self-Liquidating	19,455,000.00	Balance December 31, 1991	520,066.19
Beaches and Boardwalks		Other	51,123,481.02	PROPERTY ACQUIRED BY DEED OR FORECLOSURE	
Parks, Playgrounds, Shade Trees		Total	71,415,481.02	Balance January 1, 1991	409,195.00
Land Reclamation & Conservation	556.00	EQUALIZED VALUATION BASIS		Transfers From Taxes or Liens	
Other Recreational Services	792,540.00	FOR NET DEBT COMPUTATION	4,034,077,540	Sale for Cash (1991)	
EDUCATION (excluding schools)		REAL PROPERTY VALUATIONS		Cancelled, Abated or Adjusted (1991)	
Libraries	756,586.00	Code Class # of Parcels % VAL'N	ASSESSED VALUATION	Balance December 31, 1991	409,195.00
Other Educational Services	4,400.00	1 Vacant Land 1803 1.95	25,262,400.00	CURRENT FINANCES DECEMBER 31, 1991	
STATUTORY EXPENDITURES		2 Residential 26101 75.67	980,704,100.00	ASSETS	
Pensions & F. L. C. A.	1,725,000.00	3 Farm 262 .51	6,624,400.00	Cash Dec. 31, 1991	2,823,948.39
Employee Fringe Benefits	1,500,000.00	4a Commercial 1162 14.25	184,681,200.00	Taxes Receivable	4,374,082.62
Other Statutory Expenditures		4b Industrial 70 3.74	49,501,900.00	Tax Title Liens	520,066.19
CETA And Other Public Employment Programs		4c Apartments 55 3.93	50,334,300.00	Foreclosed Property	409,195.00
MUNICIPAL FUNCTIONS		Total 29453	1,296,108,300.00	Emergencies & Other Deferred Charges	
CAPITAL IMPROVEMENTS	200,000.00	Land Area 39.38 Sq. Miles		State and Federal Aid Receivable	583,636.69
DEBT SERVICE		Net Valuation Taxable-Municipal	1,310,242,277	Other Receivables	15,478,275.56
Principal Payments	1,370,315.84	Net Valuation Taxable-County	4,159,829,397	Total	24,189,204.45
Interest Payments	1,311,739.78	State Equalized Valuation	4,192,432,816	LIABILITIES, RESERVES, AND SURPLUS	
DEFERRED CHARGES	1,500,000.00	State Equalization Ratio	31.02	Cash Liabilities	13,669,444.38
SCHOOL, COUNTY, SPECIAL DISTRICT TAXES	73,646,900.15			Reserves for Receivables	5,750,619.37
RESERVE FOR UNCOLLECTED TAXES	2,500,000.00			Surplus Dec. 31, 1991	4,769,140.70
EXPENDITURES TOTAL	102,327,405.97			Total	24,189,204.45

2007

Population 1980 21,440
 Population 1990 21,044
 S & P Rating
 Moody Rating AAA

General Tax Rate Per \$100.

9.37

State Equalized Tax Rate

2.74

HILLSIDE TOWNSHIP - UNION COUNTY

Form of Government:

Township Committee

Number of Members on Governing Body - 5

PER CAPITA:

Gross Debt 766.93
 Net Debt 730.62
 Debt Service 26.73
 Total Tax Levy 1,397.10
 Municipal Expenditures 710.67

PER CENT:

Gross Debt 1.54
 Net Debt 1.47
 Tax Levy Collected 91.98
 Tax Levy Cancelled, Abated or Adjusted 2.6

EXPENDITURES		REVENUES-REALIZED		1991 PROPERTY TAX	
GENERAL GOVERNMENT		1991 Property Taxes Collected		STATE EQUALIZED TAX RATE	
Governing Body & Public Boards			13,025,254.06	Local District School Taxes 1.11 11,397,288.00	
Municipal Clerk		1991 Payments in Lieu of Taxes		Regional & Consolidated School Tax	
Financial Administration	594,950.00	Delinquent Tax & Lien Collections	931,073.37	School Taxes in Municipal Budget	
Assessment of Taxes	41,550.00	Business Personalty Replacement Taxes		County Taxes .40 * 6,236,102.05	
Collection of Taxes	55,530.00	Taxes from Public Utilities		County Library Taxes	
Planning, Housing & Development	4,400.00	Other Miscellaneous Tax Revenues		Local Municipal Purpose Taxes 1.24 13,267,197.64	
Human Resources	93,825.00	State Aid Revenues	5,819.25	Veteran & Senior Citizen Taxes 171,650.00	
Elections	6,000.00	Federal Aid Revenues		Total Taxes for Rate Computation 2.75 29,572,237.69	
General Administration (other)	1,414,121.00	State and Local Fiscal Assistance Act Utilized		Special District Taxes	
JUDICIARY		Sale of Acquired Property		Bank Corp. Taxes	
Municipal Courts	68,200.00	Other Miscellaneous Revenues	630,816.09	Added and Omitted Taxes	
PUBLIC SAFETY		Total	14,592,962.77	Total Taxes Levied - ABSTRACT 29,400,587.69	
Fire Protection	1,440,300.00	Prior Years Surplus Appropriated		Total Taxes Billed 14,161,157.61	
Police Protection	2,336,844.25	REVENUES TOTAL	14,592,962.77	1991 TAXES COLLECTED 13,025,254.06	
Civil Defense & Disaster Control	2,750.00	Reserve For Uncollected Taxes	2,140,209.49	1991 Taxes Cancelled, Abated or Adjusted 36,646.61	
Environmental Inspection & Control	43,250.00	CAPITAL OUTLAY TOTAL	8,273,307.21	Transfer to Tax Title Liens or Foreclosed 101,086.46	
Other Public Safety				Balance Outstanding Dec. 31, 1991 998,170.50	
PUBLIC WORKS				PRIOR YEARS TAXES OUTSTANDING	
Streets and Drainage	570,000.00	Public Enterprises		Balance January 1, 1991 1,458,830.77	
Sewers and Sewage Processing	567,812.00	Recreation-Culture		Collected in 1991 823,720.09	
Garbage and Trash Disposal	1,231,338.00	Public Works	3,171.40	Cancelled, Abated or Adjusted 1991	
Public Buildings and Grounds	74,335.00	Buildings and Grounds	8,270,135.81	Transfers to Tax Title Liens or Foreclosed	
Other Public Works	30,000.00	Library and Education		Balance December 31, 1991 635,110.68	
HEALTH and WELFARE		Conservation		TAX TITLE LIENS OUTSTANDING	
Health Services Except Environmental	84,325.00	All Other		Balance January 1, 1991 715,828.39	
Welfare-Public Assistance	60,050.00			Transfer From Taxes 101,086.44	
Hospital, Clinics, First Aid				Redeemed in 1991 107,353.28	
Animal, Insect, & Rodent Control	15,000.00			Cancelled, Abated or Adjusted (1991)	
Other Welfare Services				Transfers to Foreclosed Property	
RECREATION and CONSERVATION				Balance December 31, 1991 709,561.55	
Beaches and Boardwalks				PROPERTY ACQUIRED BY DEED OR	
Parks, Playgrounds, Shade Trees				FORECLOSURE	
Land Reclamation & Conservation				Balance January 1, 1991 36,500.00	
Other Recreational Services	161,850.00			Transfers From Taxes or Liens	
EDUCATION (excluding schools)				Sale for Cash (1991)	
Libraries	231,200.00			Cancelled, Abated or Adjusted (1991)	
Other Educational Services				Balance December 31, 1991 36,500.00	
STATUTORY EXPENDITURES				CURRENT FINANCES DECEMBER 31, 1991	
Pensions & F. I. C. A.	1,242,755.00			ASSETS	
Employee Fringe Benefits	815,000.00			Cash Dec. 31, 1991 11,291,836.88	
Other Statutory Expenditures				Taxes Receivable 1,633,281.18	
CETA And Other Public Employment Programs				Tax Title Liens 709,561.55	
MUNICIPAL FUNCTIONS TOTAL	11,185,885.25			Foreclosed Property 36,500.00	
CAPITAL IMPROVEMENTS * MEMO *	325,000.00			Emergencies & Other Deferred Charges	
DEBT SERVICE				State and Federal Aid Receivable 78,774.75	
Principal Payments	142,000.00			Other Receivables 1,472,399.53	
Interest Payments	420,436.20			Total 15,222,353.94	
DEFERRED CHARGES	1,066,728.55			LIABILITIES, RESERVES, AND SURPLUS	
SCHOOL, COUNTY, SPECIAL DISTRICT TAXES	16,133,390.35			Cash Liabilities 9,839,997.56	
RESERVE FOR UNCOLLECTED TAXES	2,140,209.49			Reserves for Receivables 3,851,742.31	
EXPENDITURES TOTAL	31,088,649.54			Surplus Dec. 31, 1991 1,530,614.07	
				Total 15,222,353.94	

0905
Population 1980 42,460
Population 1990 33,397
S & P Rating
Moody Rating BAA

General Tax Rate Per \$100. 2.25
State Equalized Tax Rate 2.43

HOBOKEN CITY - HUDSON COUNTY
Form of Government:
Mayor-Council Plan D (OMCL 50)
Number of Members on Governing Body - 9

PER CAPITA:
Gross Debt 2,480.80
Net Debt 1,375.38
Debt Service 191.64
Total Tax Levy 1,176.68
Municipal Expenditures 1,161.16
PER CENT:
Gross Debt 5.18
Net Debt 2.87
Tax Levy Collected 80.97
Tax Levy Cancelled, Abated or Adjusted 2.42

EXPENDITURES		REVENUES-REALIZED		1991 PROPERTY TAX	
GENERAL GOVERNMENT				STATE EQUALIZED TAX RATE 2.43	
Governing Body & Public Boards	106,135.37	1991 Property Taxes Collected	15,676,833.36	Local District School Taxes	22,975,256.50
Municipal Clerk	39,226.90	1991 Payments in Lieu of Taxes	1,514,000.27	Regional & Consolidated School Tax	
Financial Administration	242,766.08	Delinquent Tax & Lien Collections	1,599,427.92	School Taxes in Municipal Budget	452,385.00
Assessment of Taxes	101,976.00	Business Personalty Replacement Taxes		County Taxes	8,574,813.77
Collection of Taxes	36,629.00	Taxes from Public Utilities		County Library Taxes	
Planning, Housing & Development	200,000.00	Other Miscellaneous Tax Revenues		Local Municipal Purpose Taxes	7,295,057.00
Human Resources	55,000.00	State Aid Revenues	434,079.00	Veteran & Senior Citizen Taxes	85,050.00
Elections	90,000.00	Federal Aid Revenues		Total Taxes for Rate Computation	39,382,562.27
General Administration (other)	3,095,963.69	State and Local Fiscal Assistance Act Utilized		Special District Taxes	
JUDICIARY		Sale of Acquired Property		Bank Corp. Taxes	
Municipal Courts	379,475.00	Other Miscellaneous Revenues	1,465,814.19	Added and Omitted Taxes	
PUBLIC SAFETY		Total	20,690,155.84	Total Taxes Levied - ABSTRACT	39,297,512.27
Fire Protection	4,623,511.00	Prior Years Surplus Appropriated		Total Taxes Billed	19,362,289.10
Police Protection	4,391,947.00	REVENUES TOTAL	20,690,155.84	1991 TAXES COLLECTED	15,676,833.86
Civil Defense & Disaster Control		Reserve For Uncollected Taxes	3,250,000.00	1991 Taxes Cancelled, Abated or Adjusted	468,192.56
Environmental Inspection & Control	139,796.00	CAPITAL OUTLAY TOTAL	1,603,997.58	Transfer to Tax Title Liens or Foreclosed	342,842.19
Other Public Safety				Balance Outstanding Dec. 31, 1991	2,874,420.49
PUBLIC WORKS				PRIOR YEARS TAXES OUTSTANDING	
Streets and Drainage	582,396.07	Public Enterprises		Balance January 1, 1991	4,473,797.22
Sewers and Sewage Processing		Recreation-Culture		Collected in 1991	1,375,943.24
Garbage and Trash Disposal	2,122,270.00	Public Works	1,226,403.02	Cancelled, Abated or Adjusted 1991	183,051.00
Public Buildings and Grounds	400,895.00	Buildings and Grounds	344,818.56	Transfers to Tax Title Liens or Foreclosed	
Other Public Works	143,254.25	Library and Education	32,776.00	Balance December 31, 1991	2,914,792.98
HEALTH and WELFARE		Conservation		TAX TITLE LIENS OUTSTANDING	
Health Services Except Environmental	474,294.39	All Other		Balance January 1, 1991	1,900,228.90
Welfare-Public Assistance	312,798.51	CAPITAL DEBT AUTHORIZED, DECEMBER 31, 1991		Transfer From Taxes	342,842.19
Hospital, Clinics, First Aid		ISSUED AND UNISSUED		Redeemed in 1991	223,484.68
Animal, Insect, & Rodent Control		SCHOOL	9,524,000	Cancelled, Abated or Adjusted (1991)	
Other Welfare Services		Self-Liquidating	35,107,658	Transfers to Foreclosed Property	
RECREATION and CONSERVATION		Other	38,219,609	Balance December 31, 1991	2,019,586.41
Beaches and Boardwalks		Total	82,851,267	PROPERTY ACQUIRED BY DEED OR FORECLOSURE	
Parks, Playgrounds, Shade Trees	220,016.00	ISSUED AND OUTSTANDING		Balance January 1, 1991	1,779,000.00
Land Reclamation & Conservation	40,648.00	SCHOOL	9,524,000.00	Transfers From Taxes or Liens	
Other Recreational Services	120,000.00	Self-Liquidating	5,140,500.00	Sale for Cash (1991)	
EDUCATION (excluding schools)		Other	6,631,500.00	Cancelled, Abated or Adjusted (1991)	
Libraries	270,332.00	Total	21,296,000.00	Balance December 31, 1991	1,779,000.00
Other Educational Services	2,327,000.00	EQUALIZED VALUATION BASIS		CURRENT FINANCES DECEMBER 31, 1991	
STATUTORY EXPENDITURES		FOR NET DEBT COMPUTATION	1,599,381,168	ASSETS	
Pensions & F. L. C. A.	3,016,066.27	REAL PROPERTY VALUATIONS		Cash Dec. 31, 1991	706,632.93
Employee Fringe Benefits	2,605,000.00	Code Class # of Parcels % VAL'N		Taxes Receivable	5,789,213.47
Other Statutory Expenditures	270,000.00	1 Vacant Land 236 1.65	28,685,900.00	Tax Title Liens	2,019,586.41
CETA And Other Public Employment Programs		2 Residential 5568 53.42	929,086,500.00	Foreclosed Property	1,779,000.00
MUNICIPAL FUNCTIONS TOTAL	27,018,096.03	3 Farm		Emergencies & Other Deferred Charges	456,964.74
CAPITAL IMPROVEMENTS *MEMO*	20,000.00	4a Commercial 1176 25.38	449,989,200.00	State and Federal Aid Receivable	1,764,183.99
DEBT SERVICE		4b Industrial 136 10.12	177,033,800.00	Other Receivables	36,888,575.72
Principal Payments	5,739,000.00	4c Apartments 363 3.37	154,284,800.00	Total	49,404,157.26
Interest Payments	661,130.60	Total	1,739,080,200.00	LIABILITIES, RESERVES, AND SURPLUS	
TYPE I SCHL DEBT *MEMO	2,626.22	Land Area 1.30 Sq. Miles		Cash Liabilities	37,795,207.94
DEFERRED CHARGES	2,110,963.42	Net Valuation Taxable-Municipal	1,742,245,085	Reserves for Receivables	11,424,928.73
SCHOOL, COUNTY, SPECIAL DISTRICT TAXES	32,002,455.27	Net Valuation Taxable-County	1,632,170,382	Surplus Dec. 31, 1991	184,020.59
RESERVE FOR UNCOLLECTED TAXES	3,250,000.00	State Equalized Valuation	1,617,446,932	Total	49,404,157.26
EXPENDITURES TOTAL	70,781,695.32	State Equalization Ratio	108.13		

0709

Population 1980 61,493
 Population 1990 61,018
 S & P Rating
 Moody Rating

General Tax Rate Per \$100. 14.54
 State Equalized Tax Rate 3.07

IRVINGTON TOWNSHIP - ESSEX COUNTY

Form of Government:

Mayor-Council Plan D (OMCL 50)

Number of Members on Governing Body - 7

PER CAPITA:

Gross Debt 603.24
 Net Debt 544.57
 Debt Service 25.86
 Total Tax Levy 709.72
 Municipal Expenditures 563.98

PER CENT:

Gross Debt 2.73
 Net Debt 2.46
 Tax Levy Collected 89.72
 Tax Levy Cancelled, Abated or Adjusted .08

EXPENDITURES		REVENUES-REALIZED		1991 PROPERTY TAX	
GENERAL GOVERNMENT				STATE EQUALIZED TAX RATE	
Governing Body & Public Boards	198,187.92	1991 Property Taxes Collected		Local District School Taxes	12,584,304.00
Municipal Clerk	31,635.99	1991 Payments in Lieu of Taxes		Regional & Consolidated School Tax	
Financial Administration	922,828.31	Delinquent Tax & Lien Collections		School Taxes in Municipal Budget	
Assessment of Taxes	71,647.86	Business Personality Replacement Taxes		County Taxes	* 7,913,560.52
Collection of Taxes	150,216.70	Taxes from Public Utilities		County Library Taxes	
Planning, Housing & Development	256,355.16	Other Miscellaneous Tax Revenues		Local Municipal Purpose Taxes	1.62 22,808,039.36
Human Resources	446,567.05	State Aid Revenues		Veteran & Senior Citizen Taxes	181,950.00
Elections	31,168.93	Federal Aid Revenues		Total Taxes for Rate Computation	3.07 43,487,853.88
General Administration (other)	1,858,950.77	State and Local Fiscal Assistance Act Utilized		Special District Taxes	
JUDICIARY		Sale of Acquired Property		Bank Corp. Taxes	
Municipal Courts	354,050.00	Other Miscellaneous Revenues		Added and Omitted Taxes	
PUBLIC SAFETY		Total		Total Taxes Levied - ABSTRACT	43,305,903.88
Fire Protection	3,980,897.00	Prior Years Surplus Appropriated		Total Taxes Billed	21,023,963.80
Police Protection	4,096,707.90	REVENUES TOTAL		1991 TAXES COLLECTED	18,863,676.31
Civil Defense & Disaster Control	5,274.82	Reserve For Uncollected Taxes		1991 Taxes Cancelled, Abated or Adjusted	16,850.80
Environmental Inspection & Control	36,478.00	CAPITAL OUTLAY TOTAL		Transfer to Tax Title Liens or Foreclosed	
Other Public Safety				Balance Outstanding Dec. 31, 1991	2,143,436.69
PUBLIC WORKS		Public Enterprises		PRIOR YEARS TAXES OUTSTANDING	
Streets and Drainage	797,530.01	Recreation-Culture		Balance January 1, 1991	1,999,657.07
Sewers and Sewage Processing	1,599,214.56	Public Works		Collected in 1991	690,723.64
Garbage and Trash Disposal	1,442,105.00	Buildings and Grounds		Cancelled, Abated or Adjusted 1991	19,301.05
Public Buildings and Grounds	882,918.00	Library and Education		Transfers to Tax Title Liens or Foreclosed	72,879.66
Other Public Works		Conservation		Balance December 31, 1991	1,216,752.72
HEALTH and WELFARE		All Other		TAX TITLE LIENS OUTSTANDING	
Health Services Except Environmental	350,752.63	CAPITAL DEBT AUTHORIZED, DECEMBER 31, 1991		Balance January 1, 1991	2,959,754.05
Welfare-Public Assistance	76,181.00	ISSUED AND UNISSUED		Transfer From Taxes	82,567.40
Hospital, Clinics, First Aid		GROSS DEBT		Redeemed in 1991	315,891.73
Animal, Insect, & Rodent Control		NET DEBT		Cancelled, Abated or Adjusted (1991)	
Other Welfare Services		SCHOOL		Transfers to Foreclosed Property	
RECREATION and CONSERVATION		Self-Liquidating		Balance December 31, 1991	2,726,429.72
Beaches and Boardwalks		Other		PROPERTY ACQUIRED BY DEED OR	
Parks, Playgrounds, Shade Trees	162,432.00	Total		FORECLOSURE	
Land Reclamation & Conservation	2,566.95	ISSUED AND OUTSTANDING		Balance January 1, 1991	151,000.00
Other Recreational Services	83,766.00	SCHOOL		Transfers From Taxes or Liens	
EDUCATION (excluding schools)		Self-Liquidating		Sale for Cash (1991)	
Libraries	400,000.00	Other		Cancelled, Abated or Adjusted (1991)	
Other Educational Services		Total		Balance December 31, 1991	151,000.00
STATUTORY EXPENDITURES		EQUALIZED VALUATION BASIS		CURRENT FINANCES DECEMBER 31, 1991	
Pensions & F.I.C.A.	3,485,141.57	FOR NET DEBT COMPUTATION		ASSETS	
Employee Fringe Benefits	2,000,000.00	REAL PROPERTY VALUATIONS		Cash Dec. 31, 1991	917,092.53
Other Statutory Expenditures		Code Class # of Parcels % VAL'N		Taxes Receivable	3,360,189.41
CETA And Other Public Employment Programs		ASSESSED VALUATION		Tax Title Liens	2,726,429.72
MUNICIPAL FUNCTIONS TOTAL	23,823,574.63	1 Vacant Land 330 1.15		Foreclosed Property	151,000.00
CAPITAL IMPROVEMENTS *MEMO*		2 Residential 8009 60.25		Emergencies & Other Deferred Charges	14,482,131.26
DEBT SERVICE		3 Farm		State and Federal Aid Receivable	622,829.76
Principal Payments	714,766.49	4a Commercial 636 14.70		Other Receivables	1,357,723.26
Interest Payments	362,954.12	4b Industrial 188 7.29		Total	23,617,395.94
TYPE I SCHL DEBT *MEMO	165,350.00	4c Apartments 359 16.50		LIABILITIES, RESERVES, AND SURPLUS	
DEFERRED CHARGES	4,604,374.13	Total 9522		Cash Liabilities	13,271,950.92
SCHOOL, COUNTY, SPECIAL DISTRICT TAXES	20,497,364.52	Land Area 2.80 Sq. Miles		Reserves for Receivables	7,595,342.39
RESERVE FOR UNCOLLECTED TAXES	4,406,581.37	Net Valuation Taxable-Municipal		Surplus Dec. 31, 1991	2,750,102.63
EXPENDITURES TOTAL	54,910,615.31	Net Valuation Taxable-County		Total	23,017,395.94
		State Equalized Valuation			
		State Equalization Ratio			

0906

Population 1980 223,532
 Population 1990 228,537
 S & P Rating 3BB
 Moody Rating AAA

General Tax Rate Per \$100.

3.67

State Equalized Tax Rate

2.89

JERSEY CITY CITY - HUDSON COUNTY
Form of Government:
Mayor-Council Plan C (OMCL 50)
Number of Members on Governing Body - 9

PER CAPITA:

Gross Debt 2,497.12
 Net Debt 1,209.59
 Debt Service 60.17
 Total Tax Levy 968.51
 Municipal Expenditures 868.64

PER CENT:

Gross Debt 7.30
 Net Debt 3.53
 Tax Levy Collected 80.06
 Tax Levy Cancelled, Abated or Adjusted .69

EXPENDITURES	REVENUES-REALIZED	1991 PROPERTY TAX	
GENERAL GOVERNMENT		STATE EQUALIZED TAX RATE	
Governing Body & Public Boards	647,670.00	Local District School Taxes	1.00 76,256,411.00
Municipal Clerk	235,130.00	Regional & Consolidated School Tax	
Financial Administration	1,813,113.00	School Taxes in Municipal Budget	.04 3,094,113.00
Assessment of Taxes	6,525,314.00	County Taxes	.51 39,348,064.78
Collection of Taxes	474,715.00	County Library Taxes	
Planning, Housing & Development	1,479,721.00	Local Municipal Purpose Taxes	1.34 102,642,489.00
Human Resources	854,204.00	Veteran & Senior Citizen Taxes	
Elections	60,000.00	Total Taxes for Rate Computation	2.89 222,360,727.78
General Administration (other)	14,833,115.00	Special District Taxes	
JUDICIARY		Bank Corp. Taxes	
Municipal Courts	1,502,856.00	Added and Omitted Taxes	
PUBLIC SAFETY		Total Taxes Levied - ABSTRACT	221,341,077.78
Fire Protection	20,029,760.00	Total Taxes Billed	112,364,100.00
Police Protection	29,686,176.00	1991 TAXES COLLECTED	89,956,093.00
Civil Defense & Disaster Control	29,200.00	1991 Taxes Cancelled, Abated or Adjusted	772,533.00
Environmental Inspection & Control	1,953,351.00	Transfer to Tax Title Liens or Foreclosed	5,110,549.00
Other Public Safety	78,800.00	Balance Outstanding Dec. 31, 1991	16,524,925.00
PUBLIC WORKS		PRIOR YEARS TAXES OUTSTANDING	
Streets and Drainage	2,488,765.00	Balance January 1, 1991	24,013,874.00
Sewers and Sewage Processing	50,000.00	Collected in 1991	7,290,463.00
Garbage and Trash Disposal	14,892,213.00	Cancelled, Abated or Adjusted 1991	888,448.00
Public Buildings and Grounds	5,625,452.00	Transfers to Tax Title Liens or Foreclosed	240,610.00
Other Public Works	1,840,145.00	Balance December 31, 1991	15,594,353.00
HEALTH and WELFARE		TAX TITLE LIENS OUTSTANDING	
Health Services Except Environmental	3,720,731.00	Balance January 1, 1991	26,887,527.00
Welfare-Public Assistance	4,401,052.00	Transfer From Taxes	5,351,159.00
Hospital, Clinics, First Aid	2,000,000.00	Redeemed in 1991	1,895,065.00
Animal, Insect, & Rodent Control		Cancelled, Abated or Adjusted (1991)	726,839.00
Other Welfare Services		Transfers to Foreclosed Property	
RECREATION and CONSERVATION		Balance December 31, 1991	29,626,782.00
Beaches and Boardwalks		PROPERTY ACQUIRED BY DEED OR FORECLOSURE	
Parks, Playgrounds, Shade Trees	692,000.00	Balance January 1, 1991	11,485,527.00
Land Reclamation & Conservation		Transfers From Taxes or Liens	
Other Recreational Services	751,854.00	Sale for Cash (1991)	
EDUCATION (excluding schools)		Cancelled, Abated or Adjusted (1991)	
Libraries	2,800,000.00	Balance December 31, 1991	11,485,527.00
Other Educational Services	295,600.00	CURRENT FINANCES DECEMBER 31, 1991	
STATUTORY EXPENDITURES		ASSETS	
Pensions & F. L. C. A.	17,552,831.00	Cash Dec. 31, 1991	126,121,555.00
Employee Fringe Benefits	10,170,932.00	Taxes Receivable	32,119,277.00
Other Statutory Expenditures	500,000.00	Tax Title Liens	29,626,782.00
CETA And Other Public Employment Programs		Foreclosed Property	11,485,527.00
MUNICIPAL FUNCTIONS		Emergencies & Other Deferred Charges	11,300,978.00
CAPITAL IMPROVEMENTS		State and Federal Aid Receivable	4,506,674.00
DEBT SERVICE		Other Receivables	3,929,083.00
Principal Payments	7,323,461.00	Total	219,085,876.00
Interest Payments	6,423,011.00	LIABILITIES, RESERVES, AND SURPLUS	
TYPE I SCHL DEBT *MEMO		Cash Liabilities	139,547,183.00
DEFERRED CHARGES		Reserves for Receivables	77,150,602.00
SCHOOL, COUNTY, SPECIAL DISTRICT TAXES	113,693,588.78	Surplus Dec. 31, 1991	2,392,091.00
RESERVE FOR UNCOLLECTED TAXES	27,841,547.00	Total	219,085,876.00
EXPENDITURES			
TOTAL	317,214,056.78		

* 957 / 2000

* ABOVE DEBT SERVICE INCLUDES TYPE I SCHOOL DEBT

0907
Population 1980 35,735
Population 1990 34,374
S & P Rating
Moody Rating A

General Tax Rate Per \$100. 3.39
State Equalized Tax Rate 2.02

KEARNY TOWN - HUDSON COUNTY
Form of Government:
Town Council
Number of Members on Governing Body - 9

PER CAPITA:
Gross Debt 1,604.35
Net Debt 1,195.08
Debt Service 38.05
Total Tax Levy 1,227.75
Municipal Expenditures 732.97

PER CENT:
Gross Debt 2.59
Net Debt 1.93
Tax Levy Collected 95.42
Tax Levy Cancelled, Abated or Adjusted

EXPENDITURES		REVENUES-REALIZED		1991 PROPERTY TAX	
GENERAL GOVERNMENT		1991 Property Taxes Collected		STATE EQUALIZED TAX RATE	
Governing Body & Public Boards		20,960,339.31		Local District School Taxes 1.17	
Municipal Clerk		202,575.23		Regional & Consolidated School Tax	
Financial Administration	512,613.00	15,629.00		School Taxes in Municipal Budget .02	
Assessment of Taxes	167,322.05	2,325,809.65		County Taxes .56	
Collection of Taxes	136,656.00	23,404,351.19		County Library Taxes	
Planning, Housing & Development	47,423.00	2,009,000.00		Local Municipal Purpose Taxes .35	
Human Resources	5,000.00	21,161,300.55		Veteran & Senior Citizen Taxes	
Elections	22,900.00	930.00		Total Taxes for Rate Computation 2.10	
General Administration (other)	2,534,921.00			Special District Taxes	
JUDICIARY				Bank Corp. Taxes	
Municipal Courts	133,331.67			Added and Omitted Taxes	
PUBLIC SAFETY				Total Taxes Levied - ABSTRACT	
Fire Protection	3,614,863.00			Total Taxes Billed	
Police Protection	3,911,647.00			1991 TAXES COLLECTED	
Civil Defense & Disaster Control	2,600.00			1991 Taxes Cancelled, Abated or Adjusted	
Environmental Inspection & Control	186,000.00			Transfer to Tax Title Liens or Foreclosed	
Other Public Safety				Balance Outstanding Dec. 31, 1991	
PUBLIC WORKS				PRIOR YEARS TAXES OUTSTANDING	
Streets and Drainage	1,200,773.00			Balance January 1, 1991	
Sewers and Sewage Processing	1,084,650.00			Collected in 1991	
Garbage and Trash Disposal	500,000.00			Cancelled, Abated or Adjusted 1991	
Public Buildings and Grounds	139,129.00			Transfers to Tax Title Liens or Foreclosed	
Other Public Works	25,000.00			Balance December 31, 1991	
HEALTH and WELFARE				TAX TITLE LIENS OUTSTANDING	
Health Services Except Environmental	413,572.00			Balance January 1, 1991	
Welfare-Public Assistance	83,558.00			Transfer From Taxes	
Hospital, Clinics, First Aid				Redeemed in 1991	
Animal, Insect, & Rodent Control				Cancelled, Abated or Adjusted (1991)	
Other Welfare Services				Transfers to Foreclosed Property	
RECREATION and CONSERVATION				Balance December 31, 1991	
Beaches and Boardwalks	203,898.00			PROPERTY ACQUIRED BY DEED OR	
Parks, Playgrounds, Shade Trees	1,166.00			FORECLOSURE	
Land Reclamation & Conservation	312,932.00			Balance January 1, 1991	
Other Recreational Services				Transfers From Taxes or Liens	
EDUCATION (excluding schools)				Sale for Cash (1991)	
Libraries	330,945.00			Cancelled, Abated or Adjusted (1991)	
Other Educational Services	94,969.00			Balance December 31, 1991	
STATUTORY EXPENDITURES				CURRENT FINANCES DECEMBER 31, 1991	
Pensions & F.I.C.A.	2,777,639.00			ASSETS	
Employee Fringe Benefits	23,000.00			Cash Dec. 31, 1991	
Other Statutory Expenditures				Taxes Receivable	
CETA And Other Public Employment Programs				Tax Title Liens	
MUNICIPAL FUNCTIONS				Foreclosed Property	
CAPITAL IMPROVEMENTS				Emergencies & Other Deferred Charges	
DEBT SERVICE				State and Federal Aid Receivable	
Principal Payments				Other Receivables	
Interest Payments				Total	
DEFERRED CHARGES				LIABILITIES, RESERVES, AND SURPLUS	
SCHOOL, COUNTY, SPECIAL DISTRICT TAXES				Cash Liabilities	
RESERVE FOR UNCOLLECTED TAXES				Reserves for Receivables	
EXPENDITURES				Surplus Dec. 31, 1991	
TOTAL				Total	

0421

Population 1980 3,042
 Population 1990 2,341
 S & P Rating
 Moody Rating

General Tax Rate Per \$100. 6.73
 State Equalized Tax Rate 3.12

LAWNSIDE BOROUGH - CAMDEN COUNTY
Form of Government:
Borough Council
Number of Members on Governing Body - 6

PER CAPITA:
 Gross Debt 235.12
 Net Debt 69.60
 Debt Service 1.04
 Total Tax Levy 1,054.25
 Municipal Expenditures 294.19

PER CENT:
 Gross Debt .75
 Net Debt .22
 Tax Levy Collected 86.79
 Tax Levy Cancelled, Abated or Adjusted

EXPENDITURES		REVENUES-REALIZED		1991 PROPERTY TAX	
GENERAL GOVERNMENT				STATE EQUALIZED TAX RATE 1.50	
Governing Body & Public Boards		1991 Property Taxes Collected	1,221,190.00	Local District School Taxes	1,444,129.30
Municipal Clerk		1991 Payments in Lieu of Taxes		Regional & Consolidated School Tax	
Financial Administration	23,467.00	Delinquent Tax & Lien Collections	121,559.92	School Taxes in Municipal Budget	
Assessment of Taxes	4,053.00	Business Personalty Replacement Taxes		County Taxes	.82 *
Collection of Taxes	29,334.00	Taxes from Public Utilities		County Library Taxes	.02
Planning, Housing & Development	4,962.00	Other Miscellaneous Tax Revenues		Local Municipal Purpose Taxes	.77
Human Resources		State Aid Revenues		Veteran & Senior Citizen Taxes	
Elections	1,363.00	Federal Aid Revenues		Total Taxes for Rate Computation	3.11
General Administration (other)	182,139.00	State and Local Fiscal Assistance Act Utilized		Special District Taxes	
JUDICIARY		Sale of Acquired Property	57,402.00	Bank Corp. Taxes	
Municipal Courts	26,420.00	Other Miscellaneous Revenues	99,985.73	Added and Omitted Taxes	
PUBLIC SAFETY		Total	1,500,137.70	Total Taxes Levied - ABSTRACT	2,995,131.10
Fire Protection	13,281.00	Prior Years Surplus Appropriated	303,118.00	Total Taxes Billed	1,407,066.34
Police Protection	125,830.00	REVENUES TOTAL	1,803,255.70	1991 TAXES COLLECTED	1,221,190.00
Civil Defense & Disaster Control	50.00	Reserve For Uncollected Taxes	141,849.00	1991 Taxes Cancelled, Abated or Adjusted	
Environmental Inspection & Control	9,070.00			Transfer to Tax Title Liens or Foreclosed	
Other Public Safety				Balance Outstanding Dec. 31, 1991	185,876.34
PUBLIC WORKS		CAPITAL OUTLAY TOTAL		PRIOR YEARS TAXES OUTSTANDING	
Streets and Drainage	31,000.00	Public Enterprises		Balance January 1, 1991	230,262.03
Sewers and Sewage Processing		Recreation-Culture		Collected in 1991	192,778.94
Garbage and Trash Disposal	84,205.00	Public Works		Cancelled, Abated or Adjusted 1991	
Public Buildings and Grounds	40,000.00	Buildings and Grounds		Transfers to Tax Title Liens or Foreclosed	36,481.84
Other Public Works	24,300.00	Library and Education		Balance December 31, 1991	1,001.25
HEALTH and WELFARE		Conservation		TAX TITLE LIENS OUTSTANDING	
Health Services Except Environmental	1,398.00	All Other		Balance January 1, 1991	119,672.20
Welfare-Public Assistance	4,110.00			Transfer From Taxes	110,251.64
Hospital, Clinics, First Aid				Redeemed in 1991	50,007.39
Animal, Insect, & Rodent Control	2,100.00			Cancelled, Abated or Adjusted (1991)	
Other Welfare Services				Transfers to Foreclosed Property	
RECREATION and CONSERVATION				Balance December 31, 1991	179,916.45
Beaches and Boardwalks				PROPERTY ACQUIRED BY DEED OR FORECLOSURE	
Parks, Playgrounds, Shade Trees	15,000.00			Balance January 1, 1991	415,740.00
Land Reclamation & Conservation	5,540.00			Transfers From Taxes or Liens	
Other Recreational Services	4,100.00			Sale for Cash (1991)	
EDUCATION (excluding schools)				Cancelled, Abated or Adjusted (1991)	
Libraries				Balance December 31, 1991	415,740.00
Other Educational Services				CURRENT FINANCES DECEMBER 31, 1991	
STATUTORY EXPENDITURES				ASSETS	
Pensions & F.L.C. A.	43,000.00			Cash Dec. 31, 1991	821,270.41
Employee Fringe Benefits				Taxes Receivable	186,877.59
Other Statutory Expenditures	500.00			Tax Title Liens	179,916.45
CETA And Other Public Employment Programs				Foreclosed Property	415,740.00
MUNICIPAL FUNCTIONS TOTAL	690,992.00			Emergencies & Other Deferred Charges	2,569.34
CAPITAL IMPROVEMENTS *MEMO*	50.00			State and Federal Aid Receivable	73,948.80
DEBT SERVICE				Other Receivables	160,954.31
Principal Payments				Total	1,841,277.40
Interest Payments	2,955.00			LIABILITIES, RESERVES, AND SURPLUS	
DEFERRED CHARGES				Cash Liabilities	546,538.29
SCHOOL, COUNTY, SPECIAL DISTRICT TAXES	2,253,374.10			Reserves for Receivables	943,448.85
RESERVE FOR UNCOLLECTED TAXES	141,249.00			Surplus Dec. 31, 1991	351,250.27
EXPENDITURES TOTAL	3,094,170.10			Total	1,841,277.40
		REAL PROPERTY VALUATIONS	ASSESSED VALUATION		
		Code Class # of Parcels % VAL'N			
		1 Vacant Land 377 3.19	1,405,675.00		
		2 Residential 896 57.62	25,393,750.00		
		3 Farm			
		4a Commercial 49 22.12	9,748,183.00		
		4b Industrial 2 14.11	6,220,100.00		
		4c Apartments 5 2.97	1,307,100.00		
		Total 1329	44,074,803.00		
		Land Area 1.43 Sq. Miles			
		Net Valuation Taxable-Municipal	44,220,767		
		Net Valuation Taxable-County	93,105,369		
		State Equalized Valuation	95,919,113		
		State Equalization Ratio	46.02		

0231

Population 1980 23,956
 Population 1990 22,355
 S & P Rating
 Moody Rating AAA

General Tax Rate Per \$100.

2.73
 State Equalized Tax Rate
 2.21

LODI BOROUGH - BERGEN COUNTY

Form of Government:

Mayor-Council Plan B (OMCL 50)

Number of Members on Governing Body - 7

PER CAPITA:

Gross Debt 795.45
 Net Debt 699.74
 Debt Service 27.10
 Total Tax Levy 1,214.93
 Municipal Expenditures 506.08

PER CENT:

Gross Debt 1.43
 Net Debt 1.25
 Tax Levy Collected 92.80
 Tax Levy Cancelled, Abated or Adjusted .10

EXPENDITURES		REVENUES-REALIZED		1991 PROPERTY TAX	
GENERAL GOVERNMENT				STATE EQUALIZED TAX RATE	
Governing Body & Public Boards	7,674.00	1991 Property Taxes Collected	12,138,736.03	Local District School Taxes	1.17 14,465,909.00
Municipal Clerk	90,395.00	1991 Payments in Lieu of Taxes		Regional & Consolidated School Tax	
Financial Administration	153,962.00	Delinquent Tax & Lien Collections	589,906.72	School Taxes in Municipal Budget	
Assessment of Taxes	27,700.00	Business Personalty Replacement Taxes		County Taxes	.25 3,047,527.39
Collection of Taxes	51,500.00	Taxes from Public Utilities		County Library Taxes	
Planning, Housing & Development	7,750.00	Other Miscellaneous Tax Revenues		Local Municipal Purpose Taxes	.78 9,646,343.67
Human Resources		State Aid Revenues	2,045.00	Veteran & Senior Citizen Taxes	336,450.00
Elections		Federal Aid Revenues		Total Taxes for Rate Computation	2.20 27,496,230.05
General Administration (other)	711,726.39	State and Local Fiscal Assistance Act Utilized		Special District Taxes	
JUDICIARY		Sale of Acquired Property		Bank Corp. Taxes	
Municipal Courts	68,110.00	Other Miscellaneous Revenues	734,654.78	Added and Omitted Taxes	
PUBLIC SAFETY		Total	13,514,342.53	Total Taxes Levied - ABSTRACT	27,159,780.05
Fire Protection	64,850.00	Prior Years Surplus Appropriated		Total Taxes Billed	13,134,150.54
Police Protection	1,356,250.00	REVENUES TOTAL	13,514,342.53	1991 TAXES COLLECTED	12,186,736.03
Civil Defense & Disaster Control	4,500.00	Reserve For Uncollected Taxes	675,000.00	1991 Taxes Cancelled, Abated or Adjusted	12,850.74
Environmental Inspection & Control	96,270.00	CAPITAL OUTLAY TOTAL	139,724.34	Transfer to Tax Title Liens or Foreclosed	
Other Public Safety				Balance Outstanding Dec. 31, 1991	932,563.77
PUBLIC WORKS				PRIOR YEARS TAXES OUTSTANDING	
Streets and Drainage	81,205.00	Public Enterprises		Balance January 1, 1991	1,023,108.30
Sewers and Sewage Processing	439,530.35	Recreation—Culture		Collected in 1991	568,977.56
Garbage and Trash Disposal	876,690.00	Public Works	62,911.49	Cancelled, Abated or Adjusted 1991	
Public Buildings and Grounds		Buildings and Grounds	76,812.85	Transfers to Tax Title Liens or Foreclosed	
Other Public Works	493,000.00	Library and Education		Balance December 31, 1991	454,130.74
HEALTH and WELFARE		Conservation		TAX TITLE LIENS OUTSTANDING	
Health Services Except Environmental	50,000.00	All Other		Balance January 1, 1991	95,786.21
Welfare—Public Assistance	43,250.00	CAPITAL DEBT AUTHORIZED, DECEMBER 31, 1991		Transfer From Taxes	
Hospital, Clinics, First Aid	16,200.00	ISSUED AND UNISSUED GROSS DEBT		Redeemed in 1991	19,929.16
Animal, Insect, & Rodent Control		School 1,612,000		Cancelled, Abated or Adjusted (1991)	
Other Welfare Services		Self-Liquidating 987,000	459,402	Transfers to Foreclosed Property	
RECREATION and CONSERVATION		Other 15,183,204	15,183,204	Balance December 31, 1991	75,857.05
Beaches and Boardwalks		Total 17,782,204	15,642,607	PROPERTY ACQUIRED BY DEED OR FORECLOSURE	
Parks, Playgrounds, Shade Trees				Balance January 1, 1991	18,247.50
Land Reclamation & Conservation	136,107.29	ISSUED AND OUTSTANDING		Transfers From Taxes or Liens	
Other Recreational Services	87,335.00	School 1,612,000.00		Sale for Cash (1991)	
EDUCATION (excluding schools)		Self-Liquidating 987,000.00		Cancelled, Abated or Adjusted (1991)	
Libraries	243,225.00	Other 12,123,265.70		Balance December 31, 1991	18,247.50
Other Educational Services		Total 14,722,265.70		CURRENT FINANCES DECEMBER 31, 1991	
STATUTORY EXPENDITURES		EQUALIZED VALUATION BASIS		ASSETS	
Pensions & F. I. C. A.	640,830.20	FOR NET DEBT COMPUTATION	1,246,693.312	Cash Dec. 31, 1991	
Employee Fringe Benefits	621,500.00	REAL PROPERTY VALUATIONS		Taxes Receivable	1,386,694.51
Other Statutory Expenditures		Code Class # of Parcels % VAL'N ASSESSED VALUATION		Tax Title Liens	75,857.05
CETA And Other Public Employment Programs		1 Vacant Land 147 1.24 12,132,100.00		Foreclosed Property	18,247.50
MUNICIPAL FUNCTIONS TOTAL	6,422,059.93	2 Residential 4358 63.31 619,520,700.00		Emergencies & Other Deferred Charges	1,068,849.10
CAPITAL IMPROVEMENTS * WE 40 *	51,000.00	3 Farm 295 14.48 141,702,300.00		State and Federal Aid Receivable	310,090.24
DEBT SERVICE		4a Commercial 115 12.42 121,506,500.00		Other Receivables	797,175.84
Principal Payments	200,600.00	4c Apartments 85 3.55 83,701,000.00		Total	3,656,914.24
Interest Payments	405,267.33	Total 5000 979,562,600.00		LIABILITIES, RESERVES, AND SURPLUS	
DEFERRED CHARGES	3,610,431.93	Land Area 2.20 Sq. Miles		Cash Liabilities	1,026,782.44
SCHOOL, COUNTY, SPECIAL DISTRICT TAXES	17,513,436.38	Net Valuation Taxable-Municipal	980,314,623	Reserves for Receivables	2,277,974.90
RESERVE FOR UNCOLLECTED TAXES	57,000.00	Net Valuation Taxable-County	1,316,090,832	Surplus Dec. 31, 1991	352,156.90
EXPENDITURES TOTAL	23,325,345.27	State Equalized Valuation	1,234,353,862	Total	3,656,914.24
		State Equalization Ratio	79.39		

1518
Population 1980 27,987
Population 1990 35,976
S & P Rating
Moody Rating

General Tax Rate Per \$100.
2.05
State Equalized Tax Rate
2.02

MANCHESTER TOWNSHIP - OCEAN CO.
Form of Government:
Township Committee
Number of Members on Governing Body - 5

PER CAPITA:
Gross Debt 902.96
Net Debt 736.75
Debt Service 30.61
Total Tax Levy 911.22
Municipal Expenditures 398.59
PER CENT:
Gross Debt 1.96
Net Debt 1.60
Tax Levy Collected 95.63
Tax Levy Cancelled, Abated or Adjusted .09

EXPENDITURES		REVENUES-REALIZED		1991 PROPERTY TAX	
GENERAL GOVERNMENT				STATE EQUALIZED TAX RATE 1.07	
Governing Body & Public Boards	26,576.78	1991 Property Taxes Collected	32,603,560.33	Local District School Taxes	17,045,216.50
Municipal Clerk	86,720.00	1991 Payments in Lieu of Taxes	959.22	Regional & Consolidated School Tax	
Financial Administration	97,500.00	Delinquent Tax & Lien Collections	617,833.55	School Taxes in Municipal Budget	
Assessment of Taxes	234,850.00	Business Personalty Replacement Taxes		County Taxes	* 6,423,535.09
Collection of Taxes	90,750.00	Taxes from Public Utilities		County Library Taxes	.03 506,913.31
Planning, Housing & Development	149,720.00	Other Miscellaneous Tax Revenues		Local Municipal Purpose Taxes	.52 8,356,917.66
Human Resources	56,339.30	State Aid Revenues	42,874.00	Veteran & Senior Citizen Taxes	915,350.00
Elections		Federal Aid Revenues		Total Taxes for Rate Computation	2.02 33,249,932.56
General Administration (other)	1,325,798.26	State and Local Fiscal Assistance Act Utilized		Special District Taxes	
JUDICIARY		Sale of Acquired Property	25,074.85	Bank Corp. Taxes	
Municipal Courts	120,750.00	Other Miscellaneous Revenues	476,303.11	Added and Omitted Taxes	447,609.12
PUBLIC SAFETY		Total	33,771,605.56	Total Taxes Levied - ABSTRACT	32,782,191.68
Fire Protection	125,800.00	Prior Years Surplus Appropriated		Total Taxes Billed	34,099,294.67
Police Protection	2,880,987.63	REVENUES TOTAL	33,771,605.56	1991 TAXES COLLECTED	
Civil Defense & Disaster Control	2,068.03	Reserve For Uncollected Taxes	1,672,450.70	1991 Taxes Cancelled, Abated or Adjusted	31,473.59
Environmental Inspection & Control	106,200.00	CAPITAL OUTLAY TOTAL	33,462.79	Transfer to Tax Title Liens or Foreclosed	5,102.20
Other Public Safety				Balance Outstanding Dec. 31, 1991	1,449,158.05
PUBLIC WORKS				PRIOR YEARS TAXES OUTSTANDING	
Streets and Drainage	673,500.00	Public Enterprises		Balance January 1, 1991	1,470,768.15
Sewers and Sewage Processing		Recreation-Culture		Collected in 1991	608,536.48
Garbage and Trash Disposal	10,000.00	Public Works	530.72	Cancelled, Abated or Adjusted 1991	
Public Buildings and Grounds	127,600.00	Buildings and Grounds	4,748.00	Transfers to Tax Title Liens or Foreclosed	
Other Public Works	80,200.00	Library and Education	28,164.07	Balance December 31, 1991	862,231.67
HEALTH and WELFARE		Conservation		TAX TITLE LIENS OUTSTANDING	
Health Services Except Environmental		All Other		Balance January 1, 1991	7,786.30
Welfare-Public Assistance	40,750.00	CAPITAL DEBT AUTHORIZED, DECEMBER 31, 1991		Transfer From Taxes	14,615.71
Hospital, Clinics, First Aid		ISSUED AND UNISSUED		Redeemed in 1991	9,297.07
Animal, Insect, & Rodent Control	15,950.00	School	5,934,000.00	Cancelled, Abated or Adjusted (1991)	
Other Welfare Services		Self-Liquidating		Transfers to Foreclosed Property	
RECREATION and CONSERVATION		Other	26,551,050	Balance December 31, 1991	13,104.94
Beaches and Boardwalks		Total	32,485,050	PROPERTY ACQUIRED BY DEED OR FORECLOSURE	
Parks, Playgrounds, Shade Trees				Balance January 1, 1991	157,976.15
Land Reclamation & Conservation	275,820.00	ISSUED AND OUTSTANDING		Transfers From Taxes or Liens	
Other Recreational Services	34,719.30	School	5,934,000.00	Sale for Cash (1991)	25,074.85
EDUCATION (excluding schools)		Self-Liquidating		Cancelled, Abated or Adjusted (1991)	
Libraries		Other	19,403,750.00	Balance December 31, 1991	132,901.30
Other Educational Services	2,000.00	Total	25,337,750.00	CURRENT FINANCES DECEMBER 31, 1991	
STATUTORY EXPENDITURES		EQUALIZED VALUATION BASIS		ASSETS	
Pensions & F. L. C. A.	1,000,000.00	FOR NET DEBT COMPUTATION	1,661,006,856	Cash Dec. 31, 1991	95,779.30
Employee Fringe Benefits	640,000.00	REAL PROPERTY VALUATIONS		Taxes Receivable	2,311,389.72
Other Statutory Expenditures		Code Class # of Parcels % VAL'N		Tax Title Liens	13,104.94
CETA And Other Public Employment Programs		1 Vacant Land 6218 5.37	84,155,200.00	Foreclosed Property	132,901.30
MUNICIPAL FUNCTIONS TOTAL	8,209,649.30	2 Residential 15650 81.58	1,277,439,000.00	Emergencies & Other Deferred Charges	5,938,549.16
CAPITAL IMPROVEMENTS *MEMO*	200,000.00	3 Farm 26 .08	1,224,000.00	State and Federal Aid Receivable	301,970.67
DEBT SERVICE		4a Commercial 115 5.35	83,773,100.00	Other Receivables	121,484.88
Principal Payments	389,750.00	4b Industrial 11 1.45	22,705,400.00	Total	8,915,179.97
Interest Payments	711,439.72	4c Apartments 6 6.17	96,600,700.00	LIABILITIES, RESERVES, AND SURPLUS	
		Total 22026	1,565,897,400.00	Cash Liabilities	5,260,125.50
DEFERRED CHARGES	3,356,204.75	Land Area 82.50 Sq. Miles		Reserves for Receivables	1,971,889.27
SCHOOL, COUNTY, SPECIAL DISTRICT TAXES	23,975,604.90	Net Valuation Taxable-Municipal	1,577,154,277	Surplus Dec. 31, 1991	1,683,165.20
RESERVE FOR UNCOLLECTED TAXES	1,672,450.70	Net Valuation Taxable-County	1,728,203,479	Total	8,915,179.97
EXPENDITURES TOTAL	33,315,169.37	State Equalized Valuation	1,597,130,353		
		State Equalization Ratio	98.74		

0610

Population 1980 24,815
 Population 1990 25,992
 S & P Rating A
 Moody Rating BAA1

General Tax Rate Per \$100.

3.26

State Equalized Tax Rate

2.74

MILLVILLE CITY - CUMBERLAND COUNTY

Form of Government:

Commission (1911)

Number of Members on Governing Body - 5

PER CAPITA:

Gross Debt 1,604.80
 Net Debt 400.65
 Debt Service 36.13
 Total Tax Levy 829.39
 Municipal Expenditures 312.02

PER CENT:

Gross Debt 5.76
 Net Debt 1.44
 Tax Levy Collected 92.17
 Tax Levy Cancelled, Abated or Adjusted

EXPENDITURES		REVENUES-REALIZED		1991 PROPERTY TAX	
GENERAL GOVERNMENT		1991 Property Taxes Collected		STATE EQUALIZED TAX RATE	
Governing Body & Public Boards		1991 Payments in Lieu of Taxes		Local District School Taxes	.82
Municipal Clerk	64,000.00	Delinquent Tax & Lien Collections		Regional & Consolidated School Tax	
Financial Administration	133,296.73	Business Personalty Replacement Taxes		School Taxes in Municipal Budget	.05
Assessment of Taxes	91,500.00	Taxes from Public Utilities		County Taxes	.94
Collection of Taxes	97,925.00	Other Miscellaneous Tax Revenues		County Library Taxes	
Planning, Housing & Development	99,625.00	State Aid Revenues		Local Municipal Purpose Taxes	.92
Human Resources	3,900.00	Federal Aid Revenues		Veteran & Senior Citizen Taxes	
Elections	11,500.00	State and Local Fiscal Assistance Act Utilized		Total Taxes for Rate Computation	2.73
General Administration (other)	1,224,223.95	Sale of Acquired Property		Special District Taxes	
JUDICIARY		Other Miscellaneous Revenues		Bank Corp. Taxes	
Municipal Courts	75,612.80			Added and Omitted Taxes	
PUBLIC SAFETY		Prior Years Surplus Appropriated		Total Taxes Levied - ABSTRACT	21,557,408.01
Fire Protection	124,300.00	REVENUES TOTAL	13,093,441.48	Total Taxes Billed	11,384,058.63
Police Protection	1,357,572.82	Reserve For Uncollected Taxes	794,131.69	1991 TAXES COLLECTED	10,492,295.82
Civil Defense & Disaster Control	6,475.00	CAPITAL OUTLAY TOTAL	5,331,854.21	1991 Taxes Cancelled, Abated or Adjusted	
Environmental Inspection & Control	109,500.00	Public Enterprises	107,744.92	Transfer to Tax Title Liens or Foreclosed	135,353.73
Other Public Safety		Recreation-Culture	43,741.13	Balance Outstanding Dec. 31, 1991	752,409.08
PUBLIC WORKS		Public Works	850.00	PRIOR YEARS TAXES OUTSTANDING	
Streets and Drainage	397,625.00	Buildings and Grounds	3,741,741.78	Balance January 1, 1991	1,249,956.56
Sewers and Sewage Processing	33,500.00	Library and Education	468,076.39	Collected in 1991	894,623.12
Garbage and Trash Disposal	443,250.00	Conservation		Cancelled, Abated or Adjusted 1991	192,069.67
Public Buildings and Grounds	200,700.00	All Other		Transfers to Tax Title Liens or Foreclosed	147,601.11
Other Public Works	103,106.24	CAPITAL DEBT AUTHORIZED, DECEMBER 31, 1991		Balance December 31, 1991	15,662.66
HEALTH and WELFARE		ISSUED AND UNISSUED		TAX TITLE LIENS OUTSTANDING	
Health Services Except Environmental	28,625.00	School	23,575,500	Balance January 1, 1991	280,053.53
Welfare-Public Assistance	57,575.00	Self-Liquidating	8,518,302	Transfer From Taxes	314,111.07
Hospital, Clinics, First Aid		Other	9,617,533	Redeemed in 1991	71,753.76
Animal, Insect, & Rodent Control	10,125.00	Total	41,711,336	Cancelled, Abated or Adjusted (1991)	
Other Welfare Services		ISSUED AND OUTSTANDING		Transfers to Foreclosed Property	
RECREATION and CONSERVATION		School	6,033,000.00	Balance December 31, 1991	522,410.84
Beaches and Boardwalks		Self-Liquidating	3,262,601.74	PROPERTY ACQUIRED BY DEED OR FORECLOSURE	
Parks, Playgrounds, Shade Trees	144,362.50	Other	4,669,292.63	Balance January 1, 1991	174,180.00
Land Reclamation & Conservation		Total	13,964,894.37	Transfers From Taxes or Liens	
Other Recreational Services	54,875.00	EQUALIZED VALUATION BASIS		Sale for Cash (1991)	
EDUCATION (excluding schools)		FOR NET DEBT COMPUTATION	724,217,113	Cancelled, Abated or Adjusted (1991)	
Libraries	117,000.00	REAL PROPERTY VALUATIONS		Balance December 31, 1991	174,180.00
Other Educational Services		Code Class # of Parcels % VAL'N		CURRENT FINANCES DECEMBER 31, 1991	
STATUTORY EXPENDITURES		ASSESSED VALUATION		ASSETS	
Pensions & F. L. C. A.	710,750.00	1 Vacant Land 1678 4.00	26,189,200.00	Cash Dec. 31, 1991	3,320,221.84
Employee Fringe Benefits	500,000.00	2 Residential 7178 63.24	414,183,300.00	Taxes Receivable	768,071.74
Other Statutory Expenditures		3 Farm 169 .32	5,359,000.00	Tax Title Liens	522,410.84
CETA And Other Public Employment Programs		4a Commercial 387 13.43	87,956,300.00	Foreclosed Property	174,180.00
MUNICIPAL FUNCTIONS TOTAL	6,206,425.04	4b Industrial 73 14.10	92,320,600.00	Emergencies & Other Deferred Charges	
CAPITAL IMPROVEMENTS *MEMO*	100,000.00	4c Apartments 35 4.42	28,969,000.00	State and Federal Aid Receivable	953,177.39
DEBT SERVICE		Total 9520	654,977,400.00	Other Receivables	3,025,568.51
Principal Payments	482,016.32	Land Area 43.00 Sq. Miles		Total	9,363,630.32
Interest Payments	457,113.35	Net Valuation Taxable-Municipal	662,203,103	LIABILITIES, RESERVES, AND SURPLUS	
TYPE I SCHL DEBT *MEMO	539,335.36	Net Valuation Taxable-County	780,243,378	Cash Liabilities	3,878,928.97
DEFERRED CHARGES	170,234.36	State Equalized Valuation	786,311,465	Reserves for Receivables	2,186,602.51
SCHOOL COUNTY, SPECIAL DISTRICT TAXES	14,322,417.13	State Equalization Ratio	84.07	Surplus Dec. 31, 1991	3,298,098.84
RESERVE FOR UNCOLLECTED TAXES	794,131.69			Total	9,363,630.32
EXPENDITURES TOTAL	22,432,340.44				

0908

Population 1980 47,019
 Population 1990 43,414
 S & P Rating
 Moody Rating BAA

General Tax Rate Per \$100.

2.31

State Equalized Tax Rate

2.71

NORTH BERGEN TOWNSHIP - HUDSON CO.

Form of Government:

Commission (1911)

Number of Members on Governing Body - 5

PER CAPITA:

Gross Debt 1,137.14
 Net Debt 854.72
 Debt Service 77.55
 Total Tax Levy 1,271.59
 Municipal Expenditures 605.94

PER CENT:

Gross Debt 2.33
 Net Debt 1.75
 Tax Levy Collected 90.73
 Tax Levy Cancelled, Abated or Adjusted

EXPENDITURES		REVENUES-REALIZED		1991 PROPERTY TAX	
GENERAL GOVERNMENT				STATE EQUALIZED TAX RATE	
Governing Body & Public Boards	3,500.00	1991 Property Taxes Collected	29,967,537.99	Local District School Taxes	1.15 26,042,775.00
Municipal Clerk	54,135.20	1991 Payments in Lieu of Taxes	160,214.75	Regional & Consolidated School Tax	
Financial Administration	975,446.13	Delinquent Tax & Lien Collections	1,801,914.36	School Taxes in Municipal Budget	.02 422,920.00
Assessment of Taxes	841,830.00	Business Personality Replacement Taxes	124,169.09	County Taxes	.57 12,982,451.20
Collection of Taxes	55,550.00	Taxes from Public Utilities		County Library Taxes	
Planning, Housing & Development	25,933.12	Other Miscellaneous Tax Revenues		Local Municipal Purpose Taxes	.97 22,114,818.00
Human Resources	52,989.00	State Aid Revenues	57,764.00	Veteran & Senior Citizen Taxes	
Elections	87,636.69	Federal Aid Revenues		Total Taxes for Rate Computation	2.71 61,860,414.20
General Administration (other)	3,722,963.48	State and Local Fiscal Assistance Act Utilized		Special District Taxes	
JUDICIARY		Sale of Acquired Property		Bank Corp. Taxes	
Municipal Courts	174,700.00	Other Miscellaneous Revenues	1,796,402.24	Added and Omitted Taxes	
PUBLIC SAFETY		Total	32,903,052.93	Total Taxes Levied - ABSTRACT	61,562,964.20
Fire Protection	3,076,960.00	Prior Years Surplus Appropriated		Total Taxes Billed	31,925,988.00
Police Protection	3,061,703.92	REVENUES TOTAL	32,908,052.93	1991 TAXES COLLECTED	28,967,587.99
Civil Defense & Disaster Control		Reserve For Uncollected Taxes	3,173,826.00	1991 Taxes Cancelled, Abated or Adjusted	
Environmental Inspection & Control	211,224.00	CAPITAL OUTLAY TOTAL	20,212,202.30	Transfer to Tax Title Liens or Foreclosed	
Other Public Safety	16,150.00			Balance Outstanding Dec. 31, 1991	2,958,400.01
PUBLIC WORKS				PRIOR YEARS TAXES OUTSTANDING	
Streets and Drainage	893,035.33	Public Enterprises		Balance January 1, 1991	4,626,297.59
Sewers and Sewage Processing	1,656,172.00	Recreation-Culture	523,100.00	Collected in 1991	1,381,425.03
Garbage and Trash Disposal		Public Works	230,765.52	Cancelled, Abated or Adjusted 1991	
Public Buildings and Grounds	124,700.00	Buildings and Grounds	19,458,336.78	Transfers to Tax Title Liens or Foreclosed	
Other Public Works	471,761.13	Library and Education		Balance December 31, 1991	3,244,872.56
HEALTH and WELFARE		Conservation		TAX TITLE LIENS OUTSTANDING	
Health Services Except Environmental	174,260.00	All Other		Balance January 1, 1991	5,285,873.00
Welfare-Public Assistance	44,420.00	CAPITAL DEBT AUTHORIZED, DECEMBER 31, 1991		Transfer from Taxes	
Hospital, Clinics, First Aid		ISSUED AND UNISSUED		Redeemed in 1991	420,489.83
Animal, Insect, & Rodent Control	17,750.00	School	4,123,000	Cancelled, Abated or Adjusted (1991)	
Other Welfare Services		Self-Liquidating	380,000	Transfers to Foreclosed Property	
RECREATION and CONSERVATION		Other	50,550,389	Balance December 31, 1991	4,365,383.17
Beaches and Boardwalks		Total	55,053,389	PROPERTY ACQUIRED BY DEED OR	
Parks, Playgrounds, Shade Trees	253,500.00			FORECLOSURE	
Land Reclamation & Conservation		ISSUED AND OUTSTANDING		Balance January 1, 1991	1,633,279.00
Other Recreational Services	130,402.00	School	4,123,000.00	Transfers From Taxes or Liens	
EDUCATION (excluding schools)		Self-Liquidating	45,529,000.00	Sale for Cash (1991)	
Libraries	313,053.00	Other	49,652,000.00	Cancelled, Abated or Adjusted (1991)	
Other Educational Services		Total		Balance December 31, 1991	1,633,279.00
STATUTORY EXPENDITURES		EQUALIZED VALUATION BASIS		CURRENT FINANCES DECEMBER 31, 1991	
Pensions & F. I. C. A.	2,577,007.00	FOR NET DEBT COMPUTATION	2,361,397,017	ASSETS	
Employee Fringe Benefits	2,708,934.00	REAL PROPERTY VALUATIONS		Cash Dec. 31, 1991	8,335,949.68
Other Statutory Expenditures	100,000.00	Code Class # of Parcels % VALN	ASSESSED VALUATION	Taxes Receivable	6,203,272.57
CETA And Other Public Employment Programs		1 Vacant Land 566 4.59	33,779,025.00	Tax Title Liens	4,865,383.17
MUNICIPAL FUNCTIONS TOTAL	21,861,221.00	2 Residential 9380 49.78	366,296,433.00	Foreclosed Property	1,633,279.00
CAPITAL IMPROVEMENTS *MEMO*	150,000.00	3 Farm		Emergencies & Other Deferred Charges	627,746.22
DEBT SERVICE		4a Commercial 703 20.64	151,897,295.00	State and Federal Aid Receivable	18,205,996.49
Principal Payments	2,609,000.00	4b Industrial 257 15.75	115,920,605.00	Other Receivables	2,993,442.41
Interest Payments	1,145,539.63	4c Apartments 165 9.24	67,999,700.00	Total	42,865,069.54
TYPE I SCHL DEBT *MEMO	89,374.75	Total 11071	735,893,103.00	LIABILITIES, RESERVES, AND SURPLUS	
DEFERRED CHARGES	545,961.53	Land Area 5.40 Sq. Miles		Cash Liabilities	24,341,316.53
SCHOOL, COUNTY, SPECIAL DISTRICT TAXES	39,443,146.20	Net Valuation Taxable-Municipal	740,510,360	Reserves for Receivables	15,095,377.15
RESERVE FOR UNCOLLECTED TAXES	3,173,826.00	Net Valuation Taxable-County	2,513,072,397	Surplus Dec. 31, 1991	2,828,375.86
EXPENDITURES TOTAL	68,734,294.41	State Equalized Valuation	2,261,953,074	Total	42,865,069.54
		State Equalization Ratio	32.60		

1209
Population 1980 51,515
Population 1990 56,475
S & P Rating
Moody Rating AAA

General Tax Rate Per \$100. 2.53
State Equalized Tax Rate 2.65

OLD BRIDGE TOWNSHIP - MIDDLESEX CO.

Form of Government:
Mayor-Council Plan F (OMCL 50)
Number of Members on Governing Body - 9

PER CAPITA:
Gross Debt 946.40
Net Debt 864.86
Debt Service 32.27
Total Tax Levy 1,329.20
Municipal Expenditures 317.99

PER CENT:
Gross Debt 1.93
Net Debt 1.76
Tax Levy Collected 88.49
Tax Levy Cancelled, Abated or Adjusted 3.22

EXPENDITURES		REVENUES-REALIZED		1991 PROPERTY TAX	
GENERAL GOVERNMENT		1991 Property Taxes Collected		STATE EQUALIZED TAX RATE	
Governing Body & Public Boards	204,664.00	1991 Payments in Lieu of Taxes		Local District School Taxes 1.58	
Municipal Clerk		Delinquent Tax & Lien Collections		Regional & Consolidated School Tax	
Financial Administration	411,095.00	Business Personalty Replacement Taxes		School Taxes in Municipal Budget	
Assessment of Taxes	1,316,348.00	Taxes from Public Utilities		County Taxes .41	
Collection of Taxes	1,000.00	Other Miscellaneous Tax Revenues		County Library Taxes	
Planning, Housing & Development	125,116.00	State Aid Revenues		Local Municipal Purpose Taxes .65	
Human Resources	73,100.00	Federal Aid Revenues		Veteran & Senior Citizen Taxes	
Elections	20,000.00	State and Local Fiscal Assistance Act Utilized		Total Taxes for Rate Computation 2.64	
General Administration (other)	2,277,539.00	Sale of Acquired Property		Special District Taxes	
JUDICIARY		Other Miscellaneous Revenues		Bank Corp. Taxes	
Municipal Courts	131,673.00	Total		Added and Omitted Taxes	
PUBLIC SAFETY		Prior Years Surplus Appropriated		Total Taxes Levied - ABSTRACT	
Fire Protection		REVENUES TOTAL		Total Taxes Billed	
Police Protection	3,882,781.00	Reserve For Uncollected Taxes		1991 TAXES COLLECTED	
Civil Defense & Disaster Control	3,750.00	CAPITAL OUTLAY TOTAL		1991 Taxes Cancelled, Abated or Adjusted	
Environmental Inspection & Control	393,995.00	Public Enterprises		Transfer to Tax Title Liens or Foreclosed	
Other Public Safety		Recreation-Culture		Balance Outstanding Dec. 31, 1991	
PUBLIC WORKS		Public Works		PRIOR YEARS TAXES OUTSTANDING	
Streets and Drainage	914,696.74	Buildings and Grounds		Balance January 1, 1991	
Sewers and Sewage Processing	423,756.00	Library and Education		Collected in 1991	
Garbage and Trash Disposal		Conservation		Cancelled, Abated or Adjusted 1991	
Public Buildings and Grounds	143,403.00	All Other		Transfers to Tax Title Liens or Foreclosed	
Other Public Works	75,000.00	CAPITAL DEBT AUTHORIZED, DECEMBER 31, 1991		Balance December 31, 1991	
HEALTH and WELFARE		ISSUED AND UNISSUED		TAX TITLE LIENS OUTSTANDING	
Health Services Except Environmental	184,721.00	School		Balance January 1, 1991	
Welfare-Public Assistance	2,452.00	Self-Liquidating		Transfer From Taxes	
Hospital, Clinics, First Aid		Other		Redeemed in 1991	
Animal, Insect, & Rodent Control		Total		Cancelled, Abated or Adjusted (1991)	
Other Welfare Services		ISSUED AND OUTSTANDING		Transfers to Foreclosed Property	
RECREATION and CONSERVATION		School		Balance December 31, 1991	
Beaches and Boardwalks		Self-Liquidating		PROPERTY ACQUIRED BY DEED OR	
Parks, Playgrounds, Shade Trees	44,663.26	Other		FORECLOSURE	
Land Reclamation & Conservation	2,000.00	Total		Balance January 1, 1991	
Other Recreational Services	289,000.00	EQUALIZED VALUATION BASIS		Transfers from Taxes or Liens	
EDUCATION (excluding schools)		FOR NET DEBT COMPUTATION		Sale for Cash (1991)	
Libraries	473,809.00	REAL PROPERTY VALUATIONS		Cancelled, Abated or Adjusted (1991)	
Other Educational Services		Code Class # of Parcels % VAL'N		Balance December 31, 1991	
STATUTORY EXPENDITURES		ASSESSED VALUATION		CURRENT FINANCES DECEMBER 31, 1991	
Pensions & F.L.C.A.	1,004,018.00	1 Vacant Land 1896 8.43		ASSETS	
Employee Fringe Benefits	2,121,541.00	2 Residential 14539 72.83		Cash Dec. 31, 1991	
Other Statutory Expenditures	1,000.00	3 Farm 178 .57		Taxes Receivable	
CETA And Other Public Employment Programs		4a Commercial 424 8.15		Tax Title Liens	
MUNICIPAL FUNCTIONS TOTAL	14,538,181.00	4b Industrial 57 2.21		Foreclosed Property	
CAPITAL IMPROVEMENTS *MEMO*	25,000.00	4c Apartments 17 7.71		Emergencies & Other Deferred Charges	
DEBT SERVICE		Total 17111		State and Federal Aid Receivable	
Principal Payments	1,321,290.24	Land Area 38.31 Sq. Miles		Other Receivables	
Interest Payments	501,223.25	Net Valuation Taxable-Municipal		Total	
DEFERRED CHARGES	156,904.00	Net Valuation Taxable-County		LIABILITIES, RESERVES, AND SURPLUS	
SCHOOL, COUNTY, SPECIAL DISTRICT TAXES	56,949,129.96	State Equalized Valuation		Cash Liabilities	
RESERVE FOR UNCOLLECTED TAXES	1,441,073.00	State Equalization Ratio		Reserves for Receivables	
EXPENDITURES TOTAL	74,907,806.45			Surplus Dec. 31, 1991	

0717

Population 1980 31,136
 Population 1990 29,925
 S & P Rating
 Moody Rating AAA

General Tax Rate Per \$100.

19.37

State Equalized Tax Rate

3.38

ORANGE CITY TWP. - ESSEX COUNTY

Form of Government:

Mayor-Council Plan D (OMCL 50)

Number of Members on Governing Body - 7

PER CAPITA:

Gross Debt 735.78
 Net Debt 531.65
 Debt Service 10.28
 Total Tax Levy 779.13
 Municipal Expenditures 595.61

PER CENT:

Gross Debt 3.43
 Net Debt 2.48
 Tax Levy Collected 95.08
 Tax Levy Cancelled, Abated or Adjusted 4.03

EXPENDITURES		REVENUES-REALIZED		1991 PROPERTY TAX	
GENERAL GOVERNMENT		1991 Property Taxes Collected		STATE EQUALIZED TAX RATE	
Governing Body & Public Boards	230,500.00	1991 Payments in Lieu of Taxes		Local District School Taxes	1.25
Municipal Clerk	152,037.00	Delinquent Tax & Lien Collections		Regional & Consolidated School Tax	8,643,948.00
Financial Administration	521,000.00	Business Personalty Replacement Taxes		School Taxes in Municipal Budget	.02
Assessment of Taxes	280,640.79	Taxes from Public Utilities		County Taxes	.58
Collection of Taxes		Other Miscellaneous Tax Revenues		County Library Taxes	*
Planning, Housing & Development	141,153.78	State Aid Revenues		Local Municipal Purpose Taxes	1.52
Human Resources	316,394.65	Federal Aid Revenues		Veteran & Senior Citizen Taxes	91,150.00
Elections		State and Local Fiscal Assistance Act Utilized		Total Taxes for Rate Computation	3.37
General Administration (other)	1,867,451.00	Sale of Acquired Property		Special District Taxes	23,406,634.43
JUDICIARY		Other Miscellaneous Revenues		Bank Corp. Taxes	
Municipal Courts	240,000.00	Total		Added and Omitted Taxes	
PUBLIC SAFETY		Prior Years Surplus Appropriated		Total Taxes Levied - ABSTRACT	23,315,484.43
Fire Protection	2,372,710.25	REVENUES TOTAL		Total Taxes Billed	11,385,160.12
Police Protection	2,838,645.93	Reserve For Uncollected Taxes		1991 TAXES COLLECTED	9,686,491.47
Civil Defense & Disaster Control	4,500.00	CAPITAL OUTLAY TOTAL		1991 Taxes Cancelled, Abated or Adjusted	458,855.28
Environmental Inspection & Control	55,500.00	Public Enterprises		Balance Outstanding Dec. 31, 1991	229,307.05
Other Public Safety		Recreation—Culture		Transfer to Tax Title Liens or Foreclosed	1,010,506.32
PUBLIC WORKS		Public Works		PRIOR YEARS TAXES OUTSTANDING	
Streets and Drainage	574,000.00	Buildings and Grounds		Balance January 1, 1991	1,774,300.27
Sewers and Sewage Processing	1,064,200.00	Library and Education		Collected in 1991	755,573.81
Garbage and Trash Disposal	1,300,000.00	Conservation		Cancelled, Abated or Adjusted 1991	
Public Buildings and Grounds	130,000.00	All Other		Transfers to Tax Title Liens or Foreclosed	1,018,726.46
Other Public Works	142,000.00	CAPITAL DEBT AUTHORIZED, DECEMBER 31, 1991		Balance December 31, 1991	
HEALTH and WELFARE		ISSUED AND UNISSUED		TAX TITLE LIENS OUTSTANDING	
Health Services Except Environmental	398,753.50	GROSS DEBT		Balance January 1, 1991	1,310,753.02
Welfare—Public Assistance	238,000.00	NET DEBT		Transfer From Taxes	229,307.05
Hospital, Clinics, First Aid	24,780.00	School		Redeemed in 1991	218,988.04
Animal, Insect, & Rodent Control	1,300.00	Self-Liquidating		Cancelled, Abated or Adjusted (1991)	
Other Welfare Services		Other		Transfers to Foreclosed Property	
RECREATION and CONSERVATION		Total		Balance December 31, 1991	1,321,072.03
Beaches and Boardwalks		ISSUED AND OUTSTANDING		PROPERTY ACQUIRED BY DEED OR FORECLOSURE	
Parks, Playgrounds, Shade Trees	354,000.00	School		Balance January 1, 1991	1,358,900.00
Land Reclamation & Conservation		Self-Liquidating		Transfers From Taxes or Liens	
Other Recreational Services	138,000.00	Other		Sale for Cash (1991)	
EDUCATION (excluding schools)		Total		Cancelled, Abated or Adjusted (1991)	149,600.00
Libraries	425,015.00	EQUALIZED VALUATION BASIS		Balance December 31, 1991	1,209,300.00
Other Educational Services		FOR NET DEBT COMPUTATION		CURRENT FINANCES DECEMBER 31, 1991	
STATUTORY EXPENDITURES		REAL PROPERTY VALUATIONS		ASSETS	
Pensions & F. L. C. A.	2,290,000.00	Code Class # of Parcels % VAL'N		Cash Dec. 31, 1991	705,106.72
Employee Fringe Benefits	1,395,000.00	1 Vacant Land 425 1.60		Taxes Receivable	2,029,232.78
Other Statutory Expenditures	1,000.00	2 Residential 4201 54.59		Tax Title Liens	1,321,072.03
CETA And Other Public Employment Programs		3 Farm 440 13.43		Foreclosed Property	1,209,300.00
MUNICIPAL FUNCTIONS TOTAL	17,496,531.90	4a Commercial 57 3.85		Emergencies & Other Deferred Charges	99,093.72
CAPITAL IMPROVEMENTS *MEMO*	65,000.00	4b Industrial 173 21.53		State and Federal Aid Receivable	11,411,396.45
DEBT SERVICE		Total 5301		Other Receivables	3,845,159.92
Principal Payments	150,000.00	Land Area 2.20 Sq. Miles		Total	20,620,361.62
Interest Payments	157,602.17	Net Valuation Taxable-Municipal		LIABILITIES, RESERVES, AND SURPLUS	
TYPE I SCHL DEBT *MEMO	62,119.00	Net Valuation Taxable-Country		Cash Liabilities	10,298,679.70
DEFERRED CHARGES	19,296.93	State Equalized Valuation		Reserves for Receivables	8,404,764.73
SCHOOL COUNTY, SPECIAL DISTRICT TAXES	12,794,129.34	State Equalization Ratio		Surplus Dec. 31, 1991	1,916,917.19
RESERVE FOR UNCOLLECTED TAXES				Total	20,620,361.62
EXPENDITURES TOTAL	30,617,610.24				

General Tax Rate Per \$100.	15.55
State Equalized Tax Rate	3.18

PASSAIC CITY - PASSAIC COUNTY
Form of Government:
Mayor-Council Plan B (OMCL 50)
Number of Members on Governing Body - 7

PER CAPITA:		PER CENT:	
Gross Debt	673.73	Gross Debt	2.92
Net Debt	412.46	Net Debt	1.77
Debt Service	7.24	Tax Levy Collected	90.69
Total Tax Levy	752.71	Tax Levy Cancelled, Abated	
Municipal Expenditures	463.76	or Adjusted	

EXPENDITURES		REVENUES-REALIZED		1991 PROPERTY TAX	
GENERAL GOVERNMENT				STATE EQUALIZED TAX RATE	
Governing Body & Public Boards	74,344.00	1991 Property Taxes Collected	19,359,092.00	Local District School Taxes	1.06 14,580,252.50
Municipal Clerk	107,500.00	1991 Payments in Lieu of Taxes	434,822.00	Regional & Consolidated School Tax	
Financial Administration	536,000.00	Delinquent Tax & Lien Collections	1,197,678.00	School Taxes in Municipal Budget	
Assessment of Taxes	132,000.00	Business Personality Replacement Taxes		County Taxes	.47 6,420,672.63
Collection of Taxes	147,000.00	Taxes from Public Utilities		County Library Taxes	
Planning, Housing & Development	164,000.00	Other Miscellaneous Tax Revenues		Local Municipal Purpose Taxes	1.65 22,687,053.00
Human Resources	197,741.00	State Aid Revenues	1,138,469.00	Veteran & Senior Citizen Taxes	174,350.00
Elections	40,000.00	Federal Aid Revenues	16,900.00	Total Taxes for Rate Computation	3.18 43,862,328.13
General Administration (other)	7,237,000.00	State and Local Fiscal Assistance Act Utilized		Special District Taxes	
JUDICIARY		Sale of Acquired Property		Bank Corp. Taxes	
Municipal Courts	281,000.00	Other Miscellaneous Revenues	1,443,978.00	Added and Omitted Taxes	
PUBLIC SAFETY		TOTAL	23,590,939.00	Total Taxes Levied - ABSTRACT	43,687,978.13
Fire Protection	2,660,000.00	Prior Years Surplus Appropriated		Total Taxes Billed	21,346,130.00
Police Protection	4,140,000.00	REVENUES	TOTAL	1991 TAXES COLLECTED	19,359,092.00
Civil Defense & Disaster Control	99,000.00	Reserve For Uncollected Taxes		1991 Taxes Cancelled, Abated or Adjusted	
Environmental Inspection & Control	185,000.00	CAPITAL OUTLAY	TOTAL	Transfer to Tax Title Liens or Foreclosed	101,118.00
Other Public Safety	2,110.00		377,180.00	Balance Outstanding Dec. 31, 1991	1,885,920.00
PUBLIC WORKS		Public Enterprises		PRIOR YEARS TAXES OUTSTANDING	
Streets and Drainage	2,147,160.00	Recreation—Culture		Balance January 1, 1991	2,334,247.00
Sewers and Sewage Processing		Public Works		Collected in 1991	952,036.00
Garbage and Trash Disposal		Buildings and Grounds	377,180.00	Cancelled, Abated or Adjusted 1991	
Public Buildings and Grounds	458,000.00	Library and Education		Transfers to Tax Title Liens or Foreclosed	
Other Public Works	65,000.00	Conservation		Balance December 31, 1991	1,382,211.00
HEALTH and WELFARE		All Other		TAX TITLE LIENS OUTSTANDING	
Health Services Except Environmental	823,858.00			Balance January 1, 1991	616,904.00
Welfare—Public Assistance	277,600.00	CAPITAL DEBT AUTHORIZED, DECEMBER 31, 1991		Transfer From Taxes	101,118.00
Hospital, Clinics, First Aid		ISSUED AND UNISSUED	GROSS DEBT	Redeemed in 1991	245,643.00
Animal, Insect, & Rodent Control	43,400.00	School	8,794,000	Cancelled, Abated or Adjusted (1991)	
Other Welfare Services		Self-Liquidating	6,661,000	Transfers to Foreclosed Property	
RECREATION and CONSERVATION		Other	23,939,375	Balance December 31, 1991	472,379.00
Beaches and Boardwalks		Total	39,394,375	PROPERTY ACQUIRED BY DEED OR	
Parks, Playgrounds, Shade Trees	15,000.00	ISSUED AND OUTSTANDING		FORECLOSURE	
Land Reclamation & Conservation		School	8,794,000.00	Balance January 1, 1991	744,791.00
Other Recreational Services	269,490.00	Self-Liquidating	6,661,000.00	Transfers From Taxes or Liens	
EDUCATION (excluding schools)		Other	8,937,000.00	Sale for Cash (1991)	
Libraries	550,000.00	Total	24,392,000.00	Cancelled, Abated or Adjusted (1991)	
Other Educational Services		EQUALIZED VALUATION BASIS		Balance December 31, 1991	744,791.00
STATUTORY EXPENDITURES		FOR NET DEBT COMPUTATION	1,350,056,857	CURRENT FINANCES DECEMBER 31, 1991	
Pensions & F.I.C.A.	3,237,204.00	REAL PROPERTY VALUATIONS		ASSETS	
Employee Fringe Benefits	1,500,000.00	Code Class # of Parcels % VAL'N	ASSESSED VALUATION	Cash Dec. 31, 1991	7,499,270.00
Other Statutory Expenditures	50,000.00	1 Vacant Land 330 .58	1,598,550.00	Taxes Receivable	3,268,131.00
CETA And Other Public Employment Programs		2 Residential 6091 50.37	138,111,820.00	Tax Title Liens	472,379.00
MUNICIPAL FUNCTIONS	TOTAL	3 Farm		Foreclosed Property	744,791.00
CAPITAL IMPROVEMENTS	*MEMO*	4a Commercial 1294 24.99	68,519,100.00	Emergencies & Other Deferred Charges	285,294.00
DEBT SERVICE		4b Industrial 141 10.61	29,085,400.00	State and Federal Aid Receivable	2,800,800.00
Principal Payments		4c Apartments 393 13.46	36,899,700.00	Other Receivables	520,000.00
Interest Payments	420,398.00	Total	274,214,570.00	Total	15,590,665.00
DEFERRED CHARGES	1,006,841.00	Land Area 3.20 Sq. Miles		LIABILITIES, RESERVES, AND SURPLUS	
SCHOOL COUNTY, SPECIAL DISTRICT TAXES	21,000,925.13	Net Valuation Taxable—Municipal	279,328,936	Cash Liabilities	9,714,646.00
RESERVE FOR UNCOLLECTED TAXES		Net Valuation Taxable—County	1,465,726,163	Reserves for Receivables	5,005,381.00
EXPENDITURES	TOTAL	State Equalized Valuation	1,354,690,211	Surplus Dec. 31, 1991	870,638.00
		State Equalization Ratio	20.32	Total	15,590,665.00

1608

Population 1980 137,970
 Population 1990 140,391
 S & P Rating BBB
 Moody Rating BAA1

General Tax Rate Per \$100.
 14.39
 State Equalized Tax Rate
 2.94

PATERSON CITY - PASSAIC COUNTY

Form of Government:

Mayor-Council Plan D (OMCL 50)

Number of Members on Governing Body - 9

PER CAPITA:

Gross Debt 904.87
 Net Debt 553.85
 Debt Service 46.87
 Total Tax Levy 680.86
 Municipal Expenditures 542.66

PER CENT:

Gross Debt 4.12
 Net Debt 2.52
 Tax Levy Collected 87.80
 Tax Levy Cancelled, Abated
 or Adjusted .05

EXPENDITURES		REVENUES-REALIZED		1991 PROPERTY TAX	
GENERAL GOVERNMENT				STATE EQUALIZED TAX RATE	
Governing Body & Public Boards	288,900.00	1991 Property Taxes Collected	42,393,155.74	Local District School Taxes	1.15 37,397,417.49
Municipal Clerk	73,350.00	1991 Payments in Lieu of Taxes	2,311,517.24	Regional & Consolidated School Tax	
Financial Administration	901,301.79	Delinquent Tax & Lien Collections	2,114,081.69	School Taxes in Municipal Budget	
Assessment of Taxes	99,500.00	Business Personalty Replacement Taxes	424,636.05	County Taxes	.43 13,957,149.58
Collection of Taxes	211,725.00	Taxes from Public Utilities		County Library Taxes	
Planning, Housing & Development	532,287.00	Other Miscellaneous Tax Revenues		Local Municipal Purpose Taxes	1.37 44,573,074.04
Human Resources	492,836.00	State Aid Revenues	3,879,302.34	Veteran & Senior Citizen Taxes	529,600.00
Elections	47,500.00	Federal Aid Revenues	177,000.00	Total Taxes for Rate Computation	2.95 96,457,241.11
General Administration (other)	1,181,390.92	State and Local Fiscal Assistance Act Utilized		Special District Taxes	
JUDICIARY		Sale of Acquired Property		Bank Corp. Taxes	
Municipal Courts	491,100.00	Other Miscellaneous Revenues	7,289,083.06	Added and Omitted Taxes	
PUBLIC SAFETY		Total	58,588,776.62	Total Taxes Levied - ABSTRACT	95,927,641.11
Fire Protection	6,595,637.00	Prior Years Surplus Appropriated		Total Taxes Billed	48,283,660.87
Police Protection	10,554,250.48	REVENUES TOTAL	58,588,776.62	1991 TAXES COLLECTED	42,393,155.74
Civil Defense & Disaster Control	17,000.00	Reserve For Uncollected Taxes	13,321,913.68	1991 Taxes Cancelled, Abated or Adjusted	22,774.83
Environmental Inspection & Control		CAPITAL OUTLAY TOTAL	40,033,882.36	Transfer to Tax Title Liens or Foreclosed	1,108,805.57
Other Public Safety				Balance Outstanding Dec. 31, 1991	4,758,924.73
PUBLIC WORKS				PRIOR YEARS TAXES OUTSTANDING	
Streets and Drainage	2,868,885.00	Public Enterprises		Balance January 1, 1991	4,381,703.23
Sewers and Sewage Processing	11,301,049.61	Recreation—Culture	38,640.50	Collected in 1991	1,556,426.45
Garbage and Trash Disposal		Public Works	612,272.51	Cancelled, Abated or Adjusted 1991	
Public Buildings and Grounds	1,315,000.00	Buildings and Grounds	39,381,448.35	Transfers to Tax Title Liens or Foreclosed	8,399.06
Other Public Works	105,975.00	Library and Education	1,481.00	Balance December 31, 1991	2,816,877.72
HEALTH and WELFARE		Conservation		TAX TITLE LIENS OUTSTANDING	
Health Services Except Environmental	2,227,454.00	All Other		Balance January 1, 1991	5,099,530.02
Welfare—Public Assistance	745,565.00	CAPITAL DEBT AUTHORIZED, DECEMBER 31, 1991		Transfer From Taxes	1,117,204.63
Hospital, Clinics, First Aid		ISSUED AND UNISSUED		Redeemed in 1991	557,655.24
Animal, Insect, & Rodent Control	46,300.00	School	25,722,000.00	Cancelled, Abated or Adjusted (1991)	2,258.20
Other Welfare Services		Self-Liquidating	16,033,000.00	Transfers to Foreclosed Property	
RECREATION and CONSERVATION		Other	85,732,403.00	Balance December 31, 1991	5,656,821.21
Beaches and Boardwalks		Total	127,487,403.00	PROPERTY ACQUIRED BY DEED OR FORECLOSURE	
Parks, Playgrounds, Shade Trees	434,150.00	ISSUED AND OUTSTANDING		Balance January 1, 1991	854,880.00
Land Reclamation & Conservation	378,196.00	School	25,722,000.00	Transfers From Taxes or Liens	
Other Recreational Services	332,437.87	Self-Liquidating	16,033,000.00	Sale for Cash (1991)	
EDUCATION (excluding schools)		Other	54,357,403.00	Cancelled, Abated or Adjusted (1991)	33,700.00
Libraries	648,500.00	Total	96,112,403.00	Balance December 31, 1991	821,180.00
Other Educational Services	65,400.00	EQUALIZED VALUATION BASIS FOR NET DEBT COMPUTATION	3,095,735.732	CURRENT FINANCES DECEMBER 31, 1991	
STATUTORY EXPENDITURES		REAL PROPERTY VALUATIONS		ASSETS	
Pensions & F. I. C. A.	6,596,699.93	Code Class # of Parcels % VAL'N	ASSESSED VALUATION	Cash Dec. 31, 1991	4,316,396.28
Employee Fringe Benefits	6,165,118.00	1 Vacant Land 2450 1.66	10,510,057.00	Taxes Receivable	7,575,802.45
Other Statutory Expenditures	10,000.00	2 Residential 17520 57.76	367,667,940.00	Tax Title Liens	5,656,821.21
CETA And Other Public Employment Programs		3 Farm		Foreclosed Property	821,180.00
MUNICIPAL FUNCTIONS TOTAL	54,733,138.60	4a Commercial 2447 22.51	142,766,102.00	Emergencies & Other Deferred Charges	2,796.66
CAPITAL IMPROVEMENTS *MEMO*	75,000.00	4b Industrial 453 10.75	68,199,138.00	State and Federal Aid Receivable	4,002,292.13
DEBT SERVICE		4c Apartments 493 7.13	45,214,820.00	Other Receivables	39,758,346.26
Principal Payments	3,503,522.27	Total 23363	634,353,057.00	Total	62,133,634.99
Interest Payments	3,099,669.67	Land Area 8.44 Sq. Miles		LIABILITIES, RESERVES, AND SURPLUS	
TYPE I SCHL DEBT *MEMO	3,641,114.88	Net Valuation Taxable-Municipal	640,452,735	Cash Liabilities	45,743,239.04
DEFERRED CHARGES	1,797,457.01	Net Valuation Taxable-County	3,209,738,836	Reserves for Receivables	15,207,149.92
SCHOOL COUNTY, SPECIAL DISTRICT TAXES	51,354,567.07	State Equalized Valuation	3,218,372,449	Surplus Dec. 31, 1991	1,183,246.03
RESERVE FOR UNCOLLECTED TAXES	13,321,913.68	State Equalization Ratio	19.75	Total	62,133,634.99
EXPENDITURES TOTAL	127,810,268.30				

1216

Population 1980 38,951
 Population 1990 41,967
 S & P Rating BBB
 Moody Rating BAA

General Tax Rate Per \$100.

2.28

State Equalized Tax Rate

2.13

PERTH AMBOY CITY - MIDDLESEX COUNTY

Form of Government:

Mayor-Council Plan B (OMCL 50)

Number of Members on Governing Body - 5

PER CAPITA:

Gross Debt 1,648.65
 Net Debt 1,392.61
 Debt Service 30.39
 Total Tax Levy 895.72
 Municipal Expenditures 601.44

PER CENT:

Gross Debt 3.82
 Net Debt 3.22
 Tax Levy Collected 93.36
 Tax Levy Cancelled, Abated or Adjusted

EXPENDITURES		REVENUES-REALIZED		1991 PROPERTY TAX	
GENERAL GOVERNMENT		1991 Property Taxes Collected		STATE EQUALIZED TAX RATE	
Governing Body & Public Boards	72,610.00	1991 Payments in Lieu of Taxes	19,325,624.22	Local District School Taxes	1.05
Municipal Clerk	99,040.00	Delinquent Tax & Lien Collections	62,128.36	Regional & Consolidated School Tax	
Financial Administration	271,971.00	Business Personalty Replacement Taxes	1,116,550.67	School Taxes in Municipal Budget	
Assessment of Taxes	2,044,075.77	Taxes from Public Utilities		County Taxes	.20
Collection of Taxes	122,722.00	Other Miscellaneous Tax Revenues	210,102.00	County Library Taxes	
Planning, Housing & Development	37,000.00	State Aid Revenues		Local Municipal Purpose Taxes	.87
Human Resources	43,012.00	Federal Aid Revenues		Veteran & Senior Citizen Taxes	
Elections	18,200.00	State and Local Fiscal Assistance Act Utilized		Total Taxes for Rate Computation	2.12
General Administration (other)	5,896,784.31	Sale of Acquired Property		Special District Taxes	
JUDICIARY		Other Miscellaneous Revenues	2,770,891.38	Bank Corp. Taxes	
Municipal Courts	317,800.00	Total	23,485,297.13	Added and Omitted Taxes	
PUBLIC SAFETY		Prior Years Surplus Appropriated		Total Taxes Levied - ABSTRACT	
Fire Protection	1,420,993.00	REVENUES	23,485,297.13	Total Taxes Billed	37,590,607.61
Police Protection	3,811,610.00	Reserve For Uncollected Taxes		1991 TAXES COLLECTED	19,325,624.22
Civil Defense & Disaster Control	15,000.00	CAPITAL OUTLAY	20,601,859.04	1991 Taxes Cancelled, Abated or Adjusted	
Environmental Inspection & Control	359,375.00	Total		Transfer to Tax Title Liens or Foreclosed	
Other Public Safety		Public Enterprises	1,049,383.50	Balance Outstanding Dec. 31, 1991	1,375,089.15
PUBLIC WORKS		Recreation—Culture		PRIOR YEARS TAXES OUTSTANDING	
Streets and Drainage	444,102.00	Public Works		Balance January 1, 1991	2,672,259.50
Sewers and Sewage Processing	1,384,697.00	Buildings and Grounds	19,552,475.54	Collected in 1991	1,059,397.28
Garbage and Trash Disposal		Library and Education		Cancelled, Abated or Adjusted 1991	323,919.58
Public Buildings and Grounds	343,097.00	Conservation		Transfers to Tax Title Liens or Foreclosed	
Other Public Works	92,500.00	All Other		Balance December 31, 1991	1,288,942.64
HEALTH and WELFARE		CAPITAL DEBT AUTHORIZED, DECEMBER 31, 1991		TAX TITLE LIENS OUTSTANDING	
Health Services Except Environmental	150,341.00	ISSUED AND UNISSUED		Balance January 1, 1991	687,118.55
Welfare—Public Assistance	331,100.00	SCHOOL	744,000	Transfer From Taxes	
Hospital, Clinics, First Aid		Self-Liquidating	21,930,759	Redeemed in 1991	57,153.39
Animal, Insect, & Rodent Control	26,124.00	Other	46,514,029	Cancelled, Abated or Adjusted (1991)	
Other Welfare Services		Total	69,188,788	Transfers to Foreclosed Property	
RECREATION and CONSERVATION		ISSUED AND OUTSTANDING		Balance December 31, 1991	629,965.16
Beaches and Boardwalks		School	744,000.00	PROPERTY ACQUIRED BY DEED OR	
Parks, Playgrounds, Shade Trees	200,530.00	Self-Liquidating	16,895,000.00	FORECLOSURE	
Land Reclamation & Conservation		Other	14,365,000.00	Balance January 1, 1991	388,200.00
Other Recreational Services	86,000.00	Total	32,004,000.00	Transfers From Taxes or Liens	
EDUCATION (excluding schools)		EQUALIZED VALUATION BASIS		Sale for Cash (1991)	
Libraries	312,597.00	FOR NET DEBT COMPUTATION	1,612,233.791	Cancelled, Abated or Adjusted (1991)	
Other Educational Services		REAL PROPERTY VALUATIONS		Balance December 31, 1991	388,200.00
STATUTORY EXPENDITURES		Code Class # of Parcels % VAL'N		CURRENT FINANCES DECEMBER 31, 1991	
Pensions & F. I. C. A.	2,155,200.00	1 Vacant Land 332 1.28	20,989,500.00	ASSETS	
Employee Fringe Benefits	1,046,000.00	2 Residential 7104 48.54	797,612,900.00	Cash Dec. 31, 1991	8,805,798.91
Other Statutory Expenditures	15,000.00	3 Farm		Taxes Receivable	2,664,031.79
CETA And Other Public Employment Programs		4a Commercial 876 14.36	235,911,800.00	Tax Title Liens	629,965.16
MUNICIPAL FUNCTIONS		4b Industrial 196 31.36	515,237,000.00	Foreclosed Property	388,200.00
CAPITAL IMPROVEMENTS	* MEMO *	4c Apartments 128 4.47	73,417,900.00	Emergencies & Other Deferred Charges	172,800.00
DEBT SERVICE		Total 8636	1,643,169,100.00	State and Federal Aid Receivable	10,660,777.52
Principal Payments	313,000.00	Land Area 4.55 Sq. Miles		Other Receivables	811,961.89
Interest Payments	902,239.75	Net Valuation Taxable-Municipal	1,651,194,730	Total	24,133,535.27
TYPE I SCHL DEBT *MEMO	323,329.00	Net Valuation Taxable-County	2,046,730,728	LIABILITIES, RESERVES, AND SURPLUS	
DEFERRED CHARGES	2,244,000.07	State Equalized Valuation	1,769,134,823	Cash Liabilities	14,757,724.98
SCHOOL, COUNTY, SPECIAL DISTRICT TAXES	22,173,296.61	State Equalization Ratio	93.32	Reserves for Receivables	4,494,158.84
RESERVE FOR UNCOLLECTED TAXES				Surplus Dec. 31, 1991	4,881,051.45
EXPENDITURES				Total	24,133,535.27
TOTAL	47,419,077.51				

2012
 Population 1980 45,555
 Population 1990 46,567
 S & P Rating A+
 Moody Rating BAA1

General Tax Rate Per \$100. 10.70
 State Equalized Tax Rate 2.53

PLAINFIELD CITY - UNION COUNTY
 Form of Government:
 Special Charter (P.L. 1968 c. 159)
 Number of Members on Governing Body - 7

PER CAPITA:
 Gross Debt 647.86
 Net Debt 524.81
 Debt Service 11.86
 Total Tax Levy 899.54
 Municipal Expenditures 541.60
 PER CENT:
 Gross Debt 1.90
 Net Debt 1.54
 Tax Levy Collected 86.94
 Tax Levy Cancelled, Abated or Adjusted 1.80

EXPENDITURES		REVENUES-REALIZED		1991 PROPERTY TAX	
GENERAL GOVERNMENT				STATE EQUALIZED TAX RATE 1.15	
Governing Body & Public Boards	54,316.00	1991 Property Taxes Collected	17,199,516.49	Local District School Taxes	19,039,921.00
Municipal Clerk	141,247.00	1991 Payments in Lieu of Taxes	119,768.00	Regional & Consolidated School Tax	
Financial Administration	290,565.00	Delinquent Tax & Lien Collections	1,382,547.15	School Taxes in Municipal Budget	231,391.50
Assessment of Taxes	565,108.00	Business Personality Replacement Taxes		County Taxes	6,475,096.79
Collection of Taxes	34,051.00	Taxes from Public Utilities		County Library Taxes	
Planning, Housing & Development	166,259.00	Other Miscellaneous Tax Revenues	2,111,297.50	Local Municipal Purpose Taxes	16,141,825.39
Human Resources	1,045,247.00	State Aid Revenues		Veteran & Senior Citizen Taxes	197,550.00
Elections		Federal Aid Revenues		Total Taxes for Rate Computation	42,086,284.68
General Administration (other)	2,962,953.00	State and Local Fiscal Assistance Act Utilized		Special District Taxes	
JUDICIARY		Sale of Acquired Property		Bank Corp. Taxes	
Municipal Courts	256,585.72	Other Miscellaneous Revenues	994,812.84	Added and Omitted Taxes	
PUBLIC SAFETY		Total	21,807,941.98	Total Taxes Levied - ABSTRACT	41,888,734.68
Fire Protection	2,369,303.60	Prior Years Surplus Appropriated		Total Taxes Billed	19,783,019.95
Police Protection	3,741,488.46	REVENUES TOTAL	21,807,941.93	1991 TAXES COLLECTED	17,199,516.49
Civil Defense & Disaster Control	1,575.00	Reserve For Uncollected Taxes	2,684,132.47	1991 Taxes Cancelled, Abated or Adjusted	356,607.47
Environmental Inspection & Control	253,145.00	CAPITAL OUTLAY TOTAL	14,862,065.80	Transfer to Tax Title Liens or Foreclosed	238,126.91
Other Public Safety				Balance Outstanding Dec. 31, 1991	1,988,769.08
PUBLIC WORKS				PRIOR YEARS TAXES OUTSTANDING	
Streets and Drainage	755,560.00	Public Enterprises		Balance January 1, 1991	3,423,979.28
Sewers and Sewage Processing	1,271,045.00	Recreation-Culture		Collected in 1991	1,249,136.16
Garbage and Trash Disposal		Public Works	720.00	Cancelled, Abated or Adjusted 1991	42,630.98
Public Buildings and Grounds	328,000.00	Buildings and Grounds	14,861,345.80	Transfers to Tax Title Liens or Foreclosed	
Other Public Works	1,552,499.00	Library and Education		Balance December 31, 1991	2,132,212.14
HEALTH and WELFARE		Conservation		TAX TITLE LIENS OUTSTANDING	
Health Services Except Environmental	590,575.32	All Other		Balance January 1, 1991	1,605,512.23
Welfare-Public Assistance	144,818.00			Transfer From Taxes	238,126.91
Hospital, Clinics, First Aid				Redeemed in 1991	133,410.99
Animal, Insect, & Rodent Control	15,000.00			Cancelled, Abated or Adjusted (1991)	
Other Welfare Services				Transfers to Foreclosed Property	
RECREATION and CONSERVATION				Balance December 31, 1991	1,710,228.15
Beaches and Boardwalks				PROPERTY ACQUIRED BY DEED OR FORECLOSURE	
Parks, Playgrounds, Shade Trees				Balance January 1, 1991	1,616,500.00
Land Reclamation & Conservation	93,697.00			Transfers From Taxes or Liens	
Other Recreational Services	272,654.00			Sale for Cash (1991)	
EDUCATION (excluding schools)				Cancelled, Abated or Adjusted (1991)	
Libraries	380,390.00			Balance December 31, 1991	1,616,500.00
Other Educational Services	20,050.00			CURRENT FINANCES DECEMBER 31, 1991	
STATUTORY EXPENDITURES				ASSETS	
Pensions & F. I. C. A.	2,464,407.00			Cash Dec. 31, 1991	13,850,510.44
Employee Fringe Benefits	1,079,048.00			Taxes Receivable	4,120,981.22
Other Statutory Expenditures	30,000.00			Tax Title Liens	1,710,228.15
CETA And Other Public Employment Programs				Foreclosed Property	1,616,500.00
MUNICIPAL FUNCTIONS TOTAL	20,935,212.10			Emergencies & Other Deferred Charges	416,183.60
CAPITAL IMPROVEMENTS *MEMO*	1,000.00			State and Federal Aid Receivable	5,129,760.77
DEBT SERVICE				Other Receivables	856,365.92
Principal Payments	175,000.00			Total	27,700,530.10
Interest Payments	377,166.37			LIABILITIES, RESERVES, AND SURPLUS	
TYPE I SCHL DEBT *MEMO	286,703.00			Cash Liabilities	13,627,748.73
DEFERRED CHARGES	1,049,080.73			Reserves for Receivables	9,304,075.29
SCHOOL, COUNTY, SPECIAL DISTRICT TAXES	25,746,909.29			Surplus Dec. 31, 1991	4,768,706.08
RESERVE FOR UNCOLLECTED TAXES	2,684,132.47			Total	27,700,530.10
EXPENDITURES TOTAL	50,967,501.46				

2013
Population 1980 26,723
Population 1990 25,325
S & P Rating
Moody Rating A1

General Tax Rate Per \$100. 2.67
State Equalized Tax Rate 2.57

RAHWAY CITY - UNION COUNTY
Form of Government:
Mayor-Council Plan F (OMCL 50)
Number of Members on Governing Body - 9

PER CAPITA:
Gross Debt 968.33
Net Debt 571.97
Debt Service 23.50
Total Tax Levy 1,449.55
Municipal Expenditures 539.66

PER CENT:
Gross Debt 1.69
Net Debt 1.00
Tax Levy Collected 94.71
Tax Levy Cancelled, Abated or Adjusted 1.04

EXPENDITURES		REVENUES-REALIZED		1991 PROPERTY TAX	
GENERAL GOVERNMENT				STATE EQUALIZED TAX RATE	
Governing Body & Public Boards	30,903.00	1991 Property Taxes Collected	17,193,336.09	Local District School Taxes	1.24 17,704,186.00
Municipal Clerk	31,905.00	1991 Payments in Lieu of Taxes		Regional & Consolidated School Tax	
Financial Administration	193,900.00	Delinquent Tax & Lien Collections	415,502.00	School Taxes in Municipal Budget	
Assessment of Taxes	232,600.00	Business Personalty Replacement Taxes		County Taxes	.39 * 5,565,611.71
Collection of Taxes		Taxes from Public Utilities		County Library Taxes	
Planning, Housing & Development	12,700.00	Other Miscellaneous Tax Revenues		Local Municipal Purpose Taxes	.94 13,440,134.00
Human Resources		State Aid Revenues	125,224.00	Veteran & Senior Citizen Taxes	327,100.00
Elections		Federal Aid Revenues		Total Taxes for Rate Computation	2.57 37,037,031.71
General Administration (other)	793,890.00	State and Local Fiscal Assistance Act Utilized		Special District Taxes	
JUDICIARY		Sole of Acquired Property		Bank Corp. Taxes	
Municipal Courts		Other Miscellaneous Revenues	870,668.04	Added and Omitted Taxes	
PUBLIC SAFETY		Total	18,604,730.13	Total Taxes Levied - ABSTRACT	36,709,931.71
Fire Protection	1,667,671.00	Prior Years Surplus Appropriated		Total Taxes Billed	18,154,118.19
Police Protection	2,231,150.00	REVENUES TOTAL	18,604,730.13	1991 TAXES COLLECTED	17,193,336.09
Civil Defense & Disaster Control	12,100.00	Reserve For Uncollected Taxes		1991 Taxes Cancelled, Abated or Adjusted	187,916.98
Environmental Inspection & Control	216,224.00	CAPITAL OUTLAY TOTAL	150,726.54	Transfer to Tax Title Liens or Foreclosed	63,683.04
Other Public Safety		Public Enterprises	51,256.14	Balance Outstanding Dec. 31, 1991	709,182.08
PUBLIC WORKS		Recreation-Culture		PRIOR YEARS TAXES OUTSTANDING	
Streets and Drainage	146,300.00	Public Works	99,470.40	Balance January 1, 1991	1,073,903.52
Sewers and Sewage Processing	911,526.00	Buildings and Grounds		Collected in 1991	405,077.79
Garbage and Trash Disposal		Library and Education		Cancelled, Abated or Adjusted 1991	597.81
Public Buildings and Grounds		Conservation		Transfers to Tax Title Liens or Foreclosed	
Other Public Works	1,003,864.00	All Other		Balance December 31, 1991	668,227.92
HEALTH and WELFARE		CAPITAL DEBT AUTHORIZED, DECEMBER 31, 1991		TAX TITLE LIENS OUTSTANDING	
Health Services Except Environmental	1,745,050.00	ISSUED AND UNISSUED		Balance January 1, 1991	332,191.50
Welfare-Public Assistance	47,500.00	School	7,744,000	Transfer From Taxes	63,683.04
Hospital, Clinics, First Aid	2,000.00	Self-Liquidating	3,214,071	Redeemed in 1991	10,424.54
Animal, Insect, & Rodent Control	12,000.00	Other	13,564,923	Cancelled, Abated or Adjusted (1991)	
Other Welfare Services		Total	24,522,994	Transfers to Foreclosed Property	
RECREATION and CONSERVATION		ISSUED AND OUTSTANDING		Balance December 31, 1991	385,450.00
Beaches and Boardwalks		School	7,744,000.00	PROPERTY ACQUIRED BY DEED OR FORECLOSURE	
Parks, Playgrounds, Shade Trees		Self-Liquidating	3,301,380.00	Balance January 1, 1991	1,775,600.00
Land Reclamation & Conservation		Other	5,875,000.00	Transfers From Taxes or Liens	
Other Recreational Services	136,100.00	Total	15,920,380.00	Sale for Cash (1991)	
EDUCATION (excluding schools)		EQUALIZED VALUATION BASIS		Cancelled, Abated or Adjusted (1991)	
Libraries	293,912.00	FOR NET DEBT COMPUTATION	1,452,731,824	Balance December 31, 1991	1,775,600.00
Other Educational Services		REAL PROPERTY VALUATIONS		CURRENT FINANCES DECEMBER 31, 1991	
STATUTORY EXPENDITURES		Code Class # of Parcels % VAL'N		ASSETS	
Pensions & F.L.C.A.	1,477,032.00	1 Vacant Land 394 1.40	19,091,400.00	Cash Dec. 31, 1991	8,683,412.00
Employee Fringe Benefits	570,000.00	2 Residential 6973 68.42	931,036,900.00	Taxes Receivable	1,377,410.00
Other Statutory Expenditures		3 Farm 443 11.72	159,497,600.00	Tax Title Liens	385,450.00
CETA And Other Public Employment Programs		4a Commercial 92 15.41	209,713,800.00	Foreclosed Property	1,775,600.00
MUNICIPAL FUNCTIONS TOTAL	11,713,377.00	4b Industrial 75 3.05	41,481,800.00	Emergencies & Other Deferred Charges	73,764.00
CAPITAL IMPROVEMENTS *MEMO*	61,500.00	Total 7977	1,360,821,500.00	State and Federal Aid Receivable	205,339.00
DEBT SERVICE		Land Area 4.00 Sq. Miles		Other Receivables	7,038.00
Principal Payments	300,000.00	Net Valuation Taxable-Municipal	1,375,957,038	Total	12,508,013.00
Interest Payments	295,172.00	Net Valuation Taxable-County	1,413,144,500	LIABILITIES, RESERVES, AND SURPLUS	
DEFERRED CHARGES	1,353,362.00	State Equalized Valuation	1,427,336,928	Cash Liabilities	8,006,933.00
SCHOOL COUNTY, SPECIAL DISTRICT TAXES	23,269,797.71	State Equalization Ratio	96.43	Reserves for Receivables	3,545,499.00
RESERVE FOR UNCOLLECTED TAXES				Surplus Dec. 31, 1991	955,581.00
EXPENDITURES TOTAL	36,936,703.71			Total	12,508,013.00

0249
Population 1980 10,294
Population 1990 9,990
S & P Rating
Moody Rating

General Tax Rate Per \$100.
1.47
State Equalized Tax Rate
1.19

RIDGEFIELD BOROUGH - BERGEN COUNTY

Form of Government:

Borough Council

Number of Members on Governing Body - 6

PER CAPITA:

Gross Debt 954.61
Net Debt 921.40
Debt Service 31.33
Total Tax Levy 1,089.00
Municipal Expenditures 654.58

PER CENT:

Gross Debt 1.01
Net Debt .98
Tax Levy Collected 95.23
Tax Levy Cancelled, Abated or Adjusted .03

EXPENDITURES		REVENUES-REALIZED		1991 PROPERTY TAX	
GENERAL GOVERNMENT				STATE EQUALIZED TAX RATE	
Governing Body & Public Boards				Local District School Taxes .87	
Municipal Clerk				Regional & Consolidated School Tax	
Financial Administration	120,692.30	1991 Property Taxes Collected 4,949,506.00		School Taxes in Municipal Budget	
Assessment of Taxes	55,612.00			County Taxes .26	
Collection of Taxes	40,511.42	1991 Payments in Lieu of Taxes 173,236.81		County Library Taxes	
Planning, Housing & Development	30,000.00	Delinquent Tax & Lien Collections		Local Municipal Purpose Taxes .06	
Human Resources	5,000.00	Business Personality Replacement Taxes		Veteran & Senior Citizen Taxes	
Elections		Taxes from Public Utilities		Total Taxes for Rate Computation 1.19	
General Administration (other)	793,638.21	Other Miscellaneous Tax Revenues 256,781.00		Special District Taxes	
JUDICIARY		State Aid Revenues 34,308.08		Bank Corp. Taxes	
Municipal Courts	09,330.32	Federal Aid Revenues		Added and Omitted Taxes	
PUBLIC SAFETY		State and Local Fiscal Assistance Act Utilized		Total Taxes Levied - ABSTRACT	
Fire Protection	106,237.67	Sale of Acquired Property		Total Taxes Billed	
Police Protection	1,020,059.93	Other Miscellaneous Revenues		1991 TAXES COLLECTED	
Civil Defense & Disaster Control	8,742.69	Prior Years Surplus Appropriated		1991 Taxes Cancelled, Abated or Adjusted	
Environmental Inspection & Control	24,305.36	REVENUES TOTAL		Transfer to Tax Title Liens or Foreclosed	
Other Public Safety		Reserve For Uncollected Taxes		Balance Outstanding Dec. 31, 1991	
PUBLIC WORKS		CAPITAL OUTLAY TOTAL		PRIOR YEARS TAXES OUTSTANDING	
Streets and Drainage	489,154.09			Balance January 1, 1991	
Sewers and Sewage Processing	503,425.32	Public Enterprises		Collected in 1991	
Garbage and Trash Disposal	445,973.96	Recreation-Culture		Cancelled, Abated or Adjusted 1991	
Public Buildings and Grounds	150,000.00	Public Works		Transfers to Tax Title Liens or Foreclosed	
Other Public Works	30,000.00	Buildings and Grounds		Balance December 31, 1991	
HEALTH and WELFARE		Library and Education		TAX TITLE LIENS OUTSTANDING	
Health Services Except Environmental	59,007.61	Conservation		Balance January 1, 1991	
Welfare-Public Assistance	35,534.90	All Other		Transfer From Taxes	
Hospital, Clinics, First Aid		CAPITAL DEBT AUTHORIZED, DECEMBER 31, 1991		Redeemed in 1991	
Animal, Insect, & Rodent Control	3,500.00	ISSUED AND UNISSUED		Cancelled, Abated or Adjusted (1991)	
Other Welfare Services		GROSS DEBT		Transfers to Foreclosed Property	
RECREATION and CONSERVATION		NET DEBT		Balance December 31, 1991	
Beaches and Boardwalks				PROPERTY ACQUIRED BY DEED OR	
Parks, Playgrounds, Shade Trees	57,607.36			FORECLOSURE	
Land Reclamation & Conservation	34,303.08			Balance January 1, 1991	
Other Recreational Services	14,000.00			Transfers From Taxes or Liens	
EDUCATION (excluding schools)				Sale for Cash (1991)	
Libraries	161,310.00			Cancelled, Abated or Adjusted (1991)	
Other Educational Services				Balance December 31, 1991	
STATUTORY EXPENDITURES				CURRENT FINANCES DECEMBER 31, 1991	
Pensions & F. I. C. A.	403,232.55			ASSETS	
Employee Fringe Benefits	230,000.00			Cash Dec. 31, 1991	
Other Statutory Expenditures	5,000.00			Taxes Receivable	
CETA And Other Public Employment Programs				Tax Title Liens	
MUNICIPAL FUNCTIONS TOTAL	4,397,514.32			Foreclosed Property	
CAPITAL IMPROVEMENTS *MEMO*	150,000.00			Emergencies & Other Deferred Charges	
DEBT SERVICE				State and Federal Aid Receivable	
Principal Payments	210,000.00			Other Receivables	
Interest Payments	103,197.25			Total	
DEFERRED CHARGES	932,519.22			UABILITIES, RESERVES, AND SURPLUS	
SCHOOL, COUNTY, SPECIAL DISTRICT TAXES	10,373,233.34			Cash Liabilities	
RESERVE FOR UNCOLLECTED TAXES	400,000.00			Reserves for Receivables	
EXPENDITURES TOTAL	16,913,519.13			Surplus Dec. 31, 1991	
				Total	

1220
Population 1980 8,322
Population 1990 7,863
S & P Rating
Moody Rating

General Tax Rate Per \$100. 3.28
State Equalized Tax Rate 1.93

SOUTH AMBOY CITY - MIDD. COUNTY

Form of Government:

Mayor-Council Plan D (OMCL 50)

Number of Members on Governing Body - 5

PER CAPITA:
Gross Debt 631.71
Net Debt 599.89
Debt Service 24.85
Total Tax Levy 871.43
Municipal Expenditures 591.91

PER CENT:
Gross Debt 1.40
Net Debt 1.33
Tax Levy Collected 92.77
Tax Levy Cancelled, Abated or Adjusted

EXPENDITURES		REVENUES-REALIZED		1991 PROPERTY TAX	
GENERAL GOVERNMENT				STATE EQUALIZED TAX RATE	
Governing Body & Public Boards		1991 Property Taxes Collected	2,897,397.13	Local District School Taxes	1.24 4,395,502.00
Municipal Clerk		1991 Payments in Lieu of Taxes		Regional & Consolidated School Tax	
Financial Administration	251,302.25	Delinquent Tax & Lien Collections	163,791.39	School Taxes in Municipal Budget	
Assessment of Taxes	10,095.00	Business Personalty Replacement Taxes		County Taxes	.43 1,541,075.29
Collection of Taxes		Taxes from Public Utilities		County Library Taxes	
Planning, Housing & Development	24,699.00	Other Miscellaneous Tax Revenues		Local Municipal Purpose Taxes	.26 915,467.00
Human Resources	14,253.96	State Aid Revenues	13,353.96	Veteran & Senior Citizen Taxes	112,450.00
Elections	5,199.37	Federal Aid Revenues		Total Taxes for Rate Computation	1.93 6,964,494.28
General Administration (other)	362,071.99	State and Local Fiscal Assistance Act Utilized		Special District Taxes	
JUDICIARY		Sale of Acquired Property		Bank Corp. Taxes	
Municipal Courts	41,832.00	Other Miscellaneous Revenues	602,256.84	Added and Omitted Taxes	
PUBLIC SAFETY		Total	3,676,799.32	Total Taxes Levied - ABSTRACT	6,852,044.28
Fire Protection	62,053.00	Prior Years Surplus Appropriated		Total Taxes Billed	3,123,319.39
Police Protection	1,037,405.00	REVENUES TOTAL	3,676,799.32	1991 TAXES COLLECTED	2,897,397.13
Civil Defense & Disaster Control	930.00	Reserve For Uncollected Taxes	248,843.00	1991 Taxes Cancelled, Abated or Adjusted	
Environmental Inspection & Control	19,280.31	CAPITAL OUTLAY TOTAL	212,150.08	Transfer to Tax Title Liens or Foreclosed	
Other Public Safety				Balance Outstanding Dec. 31, 1991	225,922.26
PUBLIC WORKS				PRIOR YEARS TAXES OUTSTANDING	
Streets and Drainage	274,941.00	Public Enterprises	1,502.50	Balance January 1, 1991	327,699.75
Sewers and Sewage Processing	139,435.00	Recreation-Culture		Collected in 1991	153,142.14
Garbage and Trash Disposal	264,004.00	Public Works	73,792.47	Cancelled, Abated or Adjusted 1991	
Public Buildings and Grounds	198,194.00	Buildings and Grounds	136,855.11	Transfers to Tax Title Liens or Foreclosed	
Other Public Works		Library and Education		Balance December 31, 1991	174,557.61
HEALTH and WELFARE		Conservation		TAX TITLE LIENS OUTSTANDING	
Health Services Except Environmental	61,311.00	All Other		Balance January 1, 1991	141,018.38
Welfare-Public Assistance	63,700.00	CAPITAL DEBT AUTHORIZED, DECEMBER 31, 1991		Transfer From Taxes	
Hospital, Clinics, First Aid		ISSUED AND UNISSUED		Redeemed in 1991	10,649.25
Animal, Insect, & Rodent Control	5,737.00	School		Cancelled, Abated or Adjusted (1991)	
Other Welfare Services	5,446.00	Self-Liquidating	306,227	Transfers to Foreclosed Property	
RECREATION and CONSERVATION		Other	4,660,934	Balance December 31, 1991	130,369.13
Beaches and Boardwalks		Total	4,967,161	PROPERTY ACQUIRED BY DEED OR FORECLOSURE	
Parks, Playgrounds, Shade Trees	3,000.00	ISSUED AND OUTSTANDING		Balance January 1, 1991	370,000.00
Land Reclamation & Conservation	89,216.00	School		Transfers From Taxes or Liens	
Other Recreational Services	133,108.00	Self-Liquidating	60,000.00	Sale for Cash (1991)	
EDUCATION (excluding schools)		Other	4,851,500.00	Cancelled, Abated or Adjusted (1991)	
Libraries	95,407.00	Total	4,911,500.00	Balance December 31, 1991	370,000.00
Other Educational Services		EQUALIZED VALUATION BASIS		CURRENT FINANCES DECEMBER 31, 1991	
STATUTORY EXPENDITURES		FOR NET DEBT COMPUTATION	355,064,330	ASSETS	
Pensions & F.I.C.A.	398,732.00	REAL PROPERTY VALUATIONS		Cash Dec. 31, 1991	153,162.43
Employee Fringe Benefits	329,000.00	Code Class # of Parcels % VAL'N		Taxes Receivable	400,479.87
Other Statutory Expenditures		1 Vacant Land 110 2.55	4,486,000.00	Tax Title Liens	130,369.13
CETA And Other Public Employment Programs		2 Residential 2150 78.57	138,393,200.00	Foreclosed Property	370,000.00
MUNICIPAL FUNCTIONS TOTAL	3,892,563.98	3 Farm		Emergencies & Other Deferred Charges	90,038.01
CAPITAL IMPROVEMENTS * MEMO *	35,000.00	4a Commercial 158 10.35	13,228,800.00	State and Federal Aid Receivable	3,975,402.50
DEBT SERVICE		4b Industrial 13 7.47	13,155,100.00	Other Receivables	630,555.10
Principal Payments	40,000.00	4c Apartments 9 1.07	1,978,700.00	Total	5,750,007.04
Interest Payments	155,337.42	Total 2439	176,141,800.00	LIABILITIES, RESERVES, AND SURPLUS	
DEFERRED CHARGES	317,402.75	Land Area 1.45 Sq. Miles		Cash Liabilities	3,962,087.10
SCHOOL, COUNTY, SPECIAL DISTRICT TAXES	5,936,577.28	Net Valuation Taxable-Municipal	177,013,903	Reserves for Receivables	1,531,404.10
RESERVE FOR UNCOLLECTED TAXES	243,843.00	Net Valuation Taxable-County	376,874,191	Surplus Dec. 31, 1991	256,515.84
EXPENDITURES TOTAL	10,590,774.43	State Equalized Valuation	354,992,836	Total	5,750,007.04
		State Equalization Ratio	49.84		

1347
Population 1980 1,566
Population 1990 1,482
S & P Rating
Moody Rating

General Tax Rate Per \$100. 1.69
State Equalized Tax Rate 1.97

\$ SOUTH BELMAR BORO. - MONMOUTH CO.

Form of Government:

Borough Council

Number of Members on Governing Body - 6

PER CAPITA:

Gross Debt 812.45
Net Debt 705.07
Debt Service 9.76
Total Tax Levy 1,431.62
Municipal Expenditures 715.91

PER CENT:

Gross Debt 1.07
Net Debt .93
Tax Levy Collected 90.11
Tax Levy Cancelled, Abated or Adjusted .36

EXPENDITURES		REVENUES-REALIZED		1991 PROPERTY TAX	
GENERAL GOVERNMENT		1991 Property Taxes Collected		STATE EQUALIZED TAX RATE	
Governing Body & Public Boards			912,815.25	Local District School Taxes .28	947,395.00
Municipal Clerk		1991 Payments in Lieu of Taxes		Regional & Consolidated School Tax	
Financial Administration	23,435.00	Delinquent Tax & Lien Collections	31,264.31	School Taxes in Municipal Budget	
Assessment of Taxes	3,300.00	Business Personalty Replacement Taxes		County Taxes .43 *	459,714.27
Collection of Taxes	6,840.00	Taxes from Public Utilities		County Library Taxes .02	16,725.39
Planning, Housing & Development	2,110.00	Other Miscellaneous Tax Revenues		Local Municipal Purpose Taxes .65	697,829.00
Human Resources	1,000.00	State Aid Revenues		Veteran & Senior Citizen Taxes	22,100.00
Elections	550.00	Federal Aid Revenues		Total Taxes for Rate Computation 1.98	2,143,763.66
General Administration (other)	104,460.00	State and Local Fiscal Assistance Act Utilized		Special District Taxes	
JUDICIARY		Sole of Acquired Property		Bank Corp. Taxes	
Municipal Courts	32,070.00	Other Miscellaneous Revenues	105,506.38	Added and Omitted Taxes	
PUBLIC SAFETY		Total	1,099,586.44	Total Taxes Levied - ABSTRACT	2,121,663.66
Fire Protection	9,330.00	Prior Years Surplus Appropriated		Total Taxes Billed	1,013,050.30
Police Protection	239,800.00	REVENUES TOTAL	1,099,586.44	1991 TAXES COLLECTED	912,815.25
Civil Defense & Disaster Control	600.00	Reserve For Uncollected Taxes	153,189.08	1991 Taxes Cancelled, Abated or Adjusted	3,629.19
Environmental Inspection & Control	13,030.00	CAPITAL OUTLAY TOTAL	16,796.19	Transfer to Tax Title Liens or Foreclosed	
Other Public Safety				Balance Outstanding Dec. 31, 1991	96,605.86
PUBLIC WORKS				PRIOR YEARS TAXES OUTSTANDING	
Streets and Drainage	19,250.00	Public Enterprises	2,207.69	Balance January 1, 1991	169,673.98
Sewers and Sewage Processing		Recreation-Culture		Collected in 1991	80,581.35
Garbage and Trash Disposal	59,500.00	Public Works	14,538.50	Cancelled, Abated or Adjusted 1991	
Public Buildings and Grounds	11,300.00	Buildings and Grounds		Transfers to Tax Title Liens or Foreclosed	
Other Public Works		Library and Education		Balance December 31, 1991	89,092.63
HEALTH and WELFARE		Conservation		TAX TITLE LIENS OUTSTANDING	
Health Services Except Environmental	560.00	All Other		Balance January 1, 1991	3,645.07
Welfare-Public Assistance	6,230.00	CAPITAL DEBT AUTHORIZED, DECEMBER 31, 1991		Transfer From Taxes	
Hospital, Clinics, First Aid		ISSUED AND UNISSUED		Redeemed in 1991	633.46
Animal, Insect, & Rodent Control		School		Cancelled, Abated or Adjusted (1991)	
Other Welfare Services		Self-Liquidating 159,151		Transfers to Foreclosed Property	
RECREATION and CONSERVATION		Other 1,044,906	1,044,906	Balance December 31, 1991	2,961.61
Beaches and Boardwalks		Total 1,204,058	1,044,906	PROPERTY ACQUIRED BY DEED OR FORECLOSURE	
Parks, Playgrounds, Shade Trees		ISSUED AND OUTSTANDING		Balance January 1, 1991	1,260.00
Land Reclamation & Conservation	37,700.00	School		Transfers From Taxes or Liens	
Other Recreational Services	100.00	Self-Liquidating		Sole for Cash (1991)	
EDUCATION (excluding schools)		Other	822,000.00	Cancelled, Abated or Adjusted (1991)	
Libraries		Total	822,000.00	Balance December 31, 1991	1,260.00
Other Educational Services		EQUALIZED VALUATION BASIS		CURRENT FINANCES DECEMBER 31, 1991	
STATUTORY EXPENDITURES		FOR NET DEBT COMPUTATION	112,640,746	ASSETS	
Pensions & F. I. C. A.	84,437.00	REAL PROPERTY VALUATIONS		Cash Dec. 31, 1991	526,233.97
Employee Fringe Benefits	45,500.00	Code Class # of Parcels % VAL'N		Taxes Receivable	185,698.49
Other Statutory Expenditures	1,000.00	1 Vacant Land 52 2.31	2,891,700.00	Tax Title Liens	2,961.61
CETA And Other Public Employment Programs		2 Residential 862 85.93	107,395,330.00	Foreclosed Property	1,260.00
MUNICIPAL FUNCTIONS TOTAL	704,152.00	3 Farm		Emergencies & Other Deferred Charges	56,365.32
CAPITAL IMPROVEMENTS *MEMO*	30,000.00	4a Commercial 38 9.90	12,373,500.00	State and Federal Aid Receivable	2,758.86
DEBT SERVICE		4b Industrial 2 .52	645,000.00	Other Receivables	168,626.44
Principal Payments	14,467.91	4c Apartments 1 1.33	1,663,200.00	Total	943,904.69
Interest Payments		Total 955	124,973,730.00	LIABILITIES, RESERVES, AND SURPLUS	
DEFERRED CHARGES	134,177.31	Land Area .20 Sq. Miles		Cash Liabilities	367,197.63
SCHOOL COUNTY, SPECIAL DISTRICT TAXES	1,423,834.50	Net Valuation Taxable-Municipal	125,276,910	Reserves for Receivables	354,031.98
RESERVE FOR UNCOLLECTED TAXES	153,139.08	Net Valuation Taxable-County	112,531,185	Surplus Dec. 31, 1991	222,675.08
EXPENDITURES TOTAL	2,434,820.66	State Equalized Valuation	107,365,401	Total	943,904.69
		State Equalization Ratio	116.73		

1111

Population 1980 92,124
 Population 1990 88,675
 S & P Rating A-
 Moody Rating AAA

General Tax Rate Per \$100. 19.35
 State Equalized Tax Rate 3.15

TRENTON CITY - MERCER COUNTY
Form of Government:
Mayor-Council Plan C (OMCL 50)
Number of Members on Governing Body - 7

PER CAPITA:
 Gross Debt 1,506.00
 Net Debt 910.35
 Debt Service 40.28
 Total Tax Levy 660.15
 Municipal Expenditures 733.66

PER CENT:
 Gross Debt 7.47
 Net Debt 4.51
 Tax Levy Collected 83.65
 Tax Levy Cancelled, Abated or Adjusted .90

EXPENDITURES		REVENUES-REALIZED		1991 PROPERTY TAX	
GENERAL GOVERNMENT				STATE EQUALIZED TAX RATE	
Governing Body & Public Boards	213,536.00	1991 Property Taxes Collected	23,732,380.00	Local District School Taxes	1.34 24,882,482.75
Municipal Clerk	167,418.00	1991 Payments in Lieu of Taxes	2,640,379.00	Regional & Consolidated School Tax	
Financial Administration	1,453,690.00	Delinquent Tax & Lien Collections	3,236,916.00	School Taxes in Municipal Budget	.04 783,979.00
Assessment of Taxes	270,824.00	Business Personalty Replacement Taxes		County Taxes	.51 9,416,108.18
Collection of Taxes	133,951.00	Taxes from Public Utilities		County Library Taxes	
Planning, Housing & Development	539,550.00	Other Miscellaneous Tax Revenues		Local Municipal Purpose Taxes	1.26 23,317,695.00
Human Resources	114,752.00	State Aid Revenues	3,351,558.00	Veteran & Senior Citizen Taxes	
Elections	27,050.00	Federal Aid Revenues		Total Taxes for Rate Computation	3.15 59,346,614.93
General Administration (other)	3,617,217.00	State and Local Fiscal Assistance Act Utilized		Special District Taxes	
JUDICIARY		Sale of Acquired Property	68,801.00	Bank Corp. Taxes	138,150.00
Municipal Courts	709,578.00	Other Miscellaneous Revenues	3,235,192.00	Added and Omitted Taxes	
PUBLIC SAFETY		Total	36,765,726.00	Total Taxes Levied - ABSTRACT	58,538,414.93
Fire Protection	6,216,998.00	Prior Years Surplus Appropriated		Total Taxes Billed	28,372,927.00
Police Protection	10,466,673.00	REVENUES TOTAL	36,765,726.00	1991 TAXES COLLECTED	23,732,880.00
Civil Defense & Disaster Control	19,212.00	Reserve For Uncollected Taxes	5,902,925.00	1991 Taxes Cancelled, Abated or Adjusted	254,251.00
Environmental Inspection & Control	255,738.00	CAPITAL OUTLAY TOTAL	1,575,492.00	Transfer to Tax Title Liens or Foreclosed	
Other Public Safety	18,938.00			Balance Outstanding Dec. 31, 1991	4,395,796.00
PUBLIC WORKS		Public Enterprises	6,043.00	PRIOR YEARS TAXES OUTSTANDING	
Streets and Drainage	1,336,236.00	Recreation-Culture		Balance January 1, 1991	7,667,429.00
Sewers and Sewage Processing	846,443.00	Public Works		Collected in 1991	2,577,282.00
Garbage and Trash Disposal	3,717,537.00	Buildings and Grounds	1,575,492.00	Cancelled, Abated or Adjusted 1991	224,980.00
Public Buildings and Grounds	722,340.00	Library and Education		Transfers to Tax Title Liens or Foreclosed	19,210.00
Other Public Works	202,981.00	Conservation		Balance December 31, 1991	4,845,957.00
HEALTH and WELFARE		All Other		TAX TITLE LIENS OUTSTANDING	
Health Services Except Environmental	1,661,114.00	CAPITAL DEBT AUTHORIZED, DECEMBER 31, 1991		Balance January 1, 1991	4,304,027.00
Welfare-Public Assistance	1,420,096.00	ISSUED AND UNISSUED		Transfer From Taxes	19,210.00
Hospital, Clinics, First Aid		SCHOOL	15,062,000	Redeemed in 1991	659,634.00
Animal, Insect, & Rodent Control	72,514.00	Self-Liquidating	48,686,506	Cancelled, Abated or Adjusted (1991)	12,089.00
Other Welfare Services		Other	69,795,787	Transfers to Foreclosed Property	61,398.00
RECREATION and CONSERVATION		Total	133,544,353	Balance December 31, 1991	3,590,116.00
Beaches and Boardwalks		ISSUED AND OUTSTANDING		PROPERTY ACQUIRED BY DEED OR FORECLOSURE	
Parks, Playgrounds, Shade Trees	100,451.00	School	15,059,000.00	Balance January 1, 1991	7,277,915.00
Land Reclamation & Conservation	179,402.00	Self-Liquidating	41,302,000.00	Transfers From Taxes or Liens	
Other Recreational Services	722,656.00	Other	63,595,000.00	Sale for Cash (1991)	68,801.00
EDUCATION (excluding schools)		Total	120,456,000.00	Cancelled, Abated or Adjusted (1991)	597,069.00
Libraries	949,785.00	EQUALIZED VALUATION BASIS		Balance December 31, 1991	6,612,045.00
Other Educational Services	320,302.00	FOR NET DEBT COMPUTATION	1,788,423.160	CURRENT FINANCES DECEMBER 31, 1991	
STATUTORY EXPENDITURES		REAL PROPERTY VALUATIONS		ASSETS	
Pensions & F. I. C. A.	6,965,452.00	Code Class # of Parcels % VAL'N		Cash Dec. 31, 1991	6,768,550.00
Employee Fringe Benefits	2,957,103.00	1 Vacant Land 1363 1.54	4,541,855.00	Taxes Receivable	9,231,753.00
Other Statutory Expenditures		2 Residential 21364 59.95	177,363,020.00	Tax Title Liens	3,590,116.00
CETA And Other Public Employment Programs		3 Farm		Foreclosed Property	6,612,045.00
MUNICIPAL FUNCTIONS TOTAL	46,465,293.00	4a Commercial 2469 29.98	85,746,830.00	Emergencies & Other Deferred Charges	59,595.00
CAPITAL IMPROVEMENTS *MEMO*	300,000.00	4b Industrial 146 6.21	18,368,500.00	State and Federal Aid Receivable	1,648,116.00
DEBT SERVICE		4c Apartments 172 3.32	9,325,830.00	Other Receivables	45,672,590.00
Principal Payments	1,525,000.00	Total	295,346,095.00	Total	73,582,765.00
Interest Payments	2,045,476.00	Land Area 7.50 Sq. Miles		LIABILITIES, RESERVES, AND SURPLUS	
TYPE I SCHL DEBT *MEMO	1,012,038.00	Net Valuation Taxable-Municipal	301,945,670	Cash Liabilities	49,575,474.00
DEFERRED CHARGES	9,117,420.00	Net Valuation Taxable-County	1,962,940,745	Reserves for Receivables	20,806,504.00
SCHOOL, COUNTY, SPECIAL DISTRICT TAXES	35,227,719.93	State Equalized Valuation	1,823,772,669	Surplus Dec. 31, 1991	3,200,787.00
RESERVE FOR UNCOLLECTED TAXES	5,722,725.00	State Equalization Ratio	16.23	Total	73,582,765.00
EXPENDITURES TOTAL	100,277,333.93				

1350
Population 1980 6,354
Population 1990 6,156
S & P Rating
Moody Rating BAA1

General Tax Rate Per \$100. 2.12
State Equalized Tax Rate 2.24

UNION BEACH BORO. - MONMOUTH COUNTY
Form of Government:
Borough Council
Number of Members on Governing Body - 6

PER CAPITA:
Gross Debt 1,158.71
Net Debt 946.46
Debt Service 41.31
Total Tax Levy 992.80
Municipal Expenditures 628.57
PER CENT:
Gross Debt 2.60
Net Debt 2.12
Tax Levy Collected 96.50
Tax Levy Cancelled, Abated or Adjusted

EXPENDITURES		REVENUES-REALIZED		1991 PROPERTY TAX	
GENERAL GOVERNMENT				STATE EQUALIZED TAX RATE	
Governing Body & Public Boards	6,300.00	1991 Property Taxes Collected	2,882,913.33	Local District School Taxes	1.03 2,823,054.50
Municipal Clerk	14,318.00	1991 Payments in Lieu of Taxes		Regional & Consolidated School Tax	
Financial Administration	56,100.00	Delinquent Tax & Lien Collections	198,991.82	School Taxes in Municipal Budget	
Assessment of Taxes	14,600.00	Business Personality Replacement Taxes		County Taxes	.41 *
Collection of Taxes	22,050.00	Taxes from Public Utilities		County Library Taxes	.02 1,122,107.01
Planning, Housing & Development	49,735.00	Other Miscellaneous Tax Revenues		Local Municipal Purpose Taxes	.78 41,492.25
Human Resources	24,790.00	State Aid Revenues	15,928.00	Veteran & Senior Citizen Taxes	80,400.00
Elections	1,400.00	Federal Aid Revenues		Total Taxes for Rate Computation	2.24 6,192,053.76
General Administration (other)	274,970.00	State and Local Fiscal Assistance Act Utilized		Special District Taxes	
JUDICIARY		Sale of Acquired Property		Bank Corp. Taxes	
Municipal Courts	18,250.00	Other Miscellaneous Revenues	637,266.22	Added and Omitted Taxes	
PUBLIC SAFETY		Total	3,735,099.37	Total Taxes Levied - ABSTRACT	6,111,653.76
Fire Protection	52,050.00	Prior Years Surplus Appropriated		Total Taxes Billed	3,050,782.56
Police Protection	498,875.00	REVENUES TOTAL	3,735,099.37	1991 TAXES COLLECTED	2,882,913.33
Civil Defense & Disaster Control	2,200.00	Reserve For Uncollected Taxes	482,695.00	1991 Taxes Cancelled, Abated or Adjusted	
Environmental Inspection & Control	13,913.00	CAPITAL OUTLAY TOTAL	5,593,745.17	Transfer to Tax Title Liens or Foreclosed	
Other Public Safety				Balance Outstanding Dec. 31, 1991	167,869.23
PUBLIC WORKS				PRIOR YEARS TAXES OUTSTANDING	
Streets and Drainage	134,750.00	Public Enterprises	40,993.88	Balance January 1, 1991	322,434.09
Sewers and Sewage Processing	858,834.00	Recreation-Culture		Collected in 1991	167,810.88
Garbage and Trash Disposal	256,500.00	Public Works	3,091,810.18	Cancelled, Abated or Adjusted 1991	502.35
Public Buildings and Grounds	45,350.00	Buildings and Grounds	2,460,941.11	Transfers to Tax Title Liens or Foreclosed	46,943.06
Other Public Works		Library and Education		Balance December 31, 1991	107,177.80
HEALTH and WELFARE		Conservation		TAX TITLE LIENS OUTSTANDING	
Health Services Except Environmental	25,646.00	All Other		Balance January 1, 1991	166,144.14
Welfare-Public Assistance	2,220.00	CAPITAL DEBT AUTHORIZED, DECEMBER 31, 1991		Transfer From Taxes	
Hospital, Clinics, First Aid		ISSUED AND UNISSUED		Redeemed in 1991	31,180.94
Animal, Insect, & Rodent Control	200.00	School		Cancelled, Abated or Adjusted (1991)	
Other Welfare Services		Self-Liquidating	2,006,459	Transfers to Foreclosed Property	
RECREATION and CONSERVATION		Other	5,126,530	Balance December 31, 1991	134,963.20
Beaches and Boardwalks		Total	7,132,989	PROPERTY ACQUIRED BY DEED OR FORECLOSURE	
Parks, Playgrounds, Shade Trees		ISSUED AND OUTSTANDING		Balance January 1, 1991	1,554,800.00
Land Reclamation & Conservation	14,300.00	School		Transfers From Taxes or Liens	
Other Recreational Services	20,400.00	Self-Liquidating	1,529,249.04	Sale for Cash (1991)	
EDUCATION (excluding schools)		Other	2,286,480.00	Cancelled, Abated or Adjusted (1991)	18,200.00
Libraries	10,500.00	Total	3,815,729.04	Balance December 31, 1991	1,536,600.00
Other Educational Services	2,600.00	EQUAUZED VALUATION BASIS		CURRENT FINANCES DECEMBER 31, 1991	
STATUTORY EXPENDITURES		FOR NET DEBT COMPUTATION	274,640,935	ASSETS	
Pensions & F. I. C. A.	133,825.17	REAL PROPERTY VALUATIONS		Cash Dec. 31, 1991	1,682,325.02
Employee Fringe Benefits	173,060.00	Code Class # of Parcels % VALN		Taxes Receivable	275,047.03
Other Statutory Expenditures		1 Vacant Land 197 4.01	11,542,750.00	Tax Title Liens	134,963.20
CETA And Other Public Employment Programs		2 Residential 2024 80.63	232,234,650.00	Foreclosed Property	1,536,600.00
MUNICIPAL FUNCTIONS TOTAL	2,732,836.17	3 Farm		Emergencies & Other Deferred Charges	13,174.43
CAPITAL IMPROVEMENTS *MEMO*	20,000.00	4a Commercial 42 3.61	10,404,300.00	State and Federal Aid Receivable	81,317.72
DEBT SERVICE		4b Industrial 8 11.75	33,845,800.00	Other Receivables	468,353.05
Principal Payments	127,227.39	4c Apartments		Total	4,191,780.45
Interest Payments	127,054.29	Total 2271	288,027,500.00	LIABILITIES, RESERVES, AND SURPLUS	
DEFERRED CHARGES	399,641.72	Land Area 1.80 Sq. Miles		Cash Liabilities	1,121,338.59
SCHOOL, COUNTY, SPECIAL DISTRICT TAXES	3,986,653.76	Net Valuation Taxable-Municipal	238,491,122	Reserves for Receivables	2,414,963.28
RESERVE FOR UNCOLLECTED TAXES	432,695.00	Net Valuation Taxable-County	279,807,816	Surplus Dec. 31, 1991	655,428.58
EXPENDITURES TOTAL	7,854,108.33	State Equalized Valuation	273,475,470	Total	4,191,780.45
		State Equalization Ratio	1.25.50		

0910

Population 1980 55,593
 Population 1990 53,012
 S & P Rating
 Moody Rating AAA

General Tax Rate Per \$100.

15.44

State Equalized Tax Rate

3.09

UNION CITY CITY - HUDSON COUNTY

Form of Government:

Commission (1911)

Number of Members on Governing Body - 5

PER CAPITA:

Gross Debt 668.78
 Net Debt 635.49
 Debt Service 20.05
 Total Tax Levy 775.18
 Municipal Expenditures 707.48

PER CENT:

Gross Debt 2.64
 Net Debt 2.51
 Tax Levy Collected 85.63
 Tax Levy Cancelled, Abated or Adjusted

EXPENDITURES		REVENUES-REALIZED		1991 PROPERTY TAX	
GENERAL GOVERNMENT				STATE EQUALIZED TAX RATE	
Governing Body & Public Boards		1991 Property Taxes Collected	20,071,514.37	Local District School Taxes	1.08 15,746,237.50
Municipal Clerk	87,513.00	1991 Payments in Lieu of Taxes		Regional & Consolidated School Tax	
Financial Administration	468,912.99	Delinquent Tax & Lien Collections	1,595,907.55	School Taxes in Municipal Budget	
Assessment of Taxes	123,434.52	Business Personality Replacement Taxes		County Taxes	.56 8,148,820.50
Collection of Taxes	253,022.00	Taxes from Public Utilities		County Library Taxes	
Planning, Housing & Development	92,630.00	Other Miscellaneous Tax Revenues		Local Municipal Purpose Taxes	1.45 21,084,467.00
Human Resources	345,637.00	State Aid Revenues	691,400.50	Veteran & Senior Citizen Taxes	124,700.00
Elections	17,000.00	Federal Aid Revenues	200,000.00	Total Taxes for Rate Computation	3.09 45,094,225.00
General Administration (other)	4,430,078.53	State and Local Fiscal Assistance Act Utilized		Special District Taxes	
JUDICIARY		Sale of Acquired Property		Bank Corp. Taxes	
Municipal Courts	553,406.10	Other Miscellaneous Revenues	1,774,039.39	Added and Omitted Taxes	
PUBLIC SAFETY		Total	24,332,861.81	Total Taxes Levied - ABSTRACT	44,969,525.00
Fire Protection	3,485,167.04	Prior Years Surplus Appropriated		Total Taxes Billed	23,435,091.50
Police Protection	5,044,925.91	REVENUES TOTAL	24,332,861.81	1991 TAXES COLLECTED	20,071,514.37
Civil Defense & Disaster Control	5,264.00	Reserve For Uncollected Taxes	2,311,027.82	1991 Taxes Cancelled, Abated or Adjusted	
Environmental Inspection & Control	124,377.00	CAPITAL OUTLAY TOTAL	28,828,442.18	Transfer to Tax Title Liens or Foreclosed	490,394.84
Other Public Safety				Balance Outstanding Dec. 31, 1991	2,877,182.29
PUBLIC WORKS				PRIOR YEARS TAXES OUTSTANDING	
Streets and Drainage	1,473,939.51	Public Enterprises		Balance January 1, 1991	3,822,700.47
Sewers and Sewage Processing	894,533.91	Recreation-Culture		Collected in 1991	1,485,340.76
Garbage and Trash Disposal	1,757,910.00	Public Works		Cancelled, Abated or Adjusted 1991	32,100.13
Public Buildings and Grounds	521,241.00	Buildings and Grounds	28,828,442.18	Transfers to Tax Title Liens or Foreclosed	
Other Public Works	150,000.00	Library and Education		Balance December 31, 1991	2,305,259.58
HEALTH and WELFARE		Conservation		TAX TITLE LIENS OUTSTANDING	
Health Services Except Environmental	814,261.47	All Other		Balance January 1, 1991	1,191,082.13
Welfare-Public Assistance	108,913.62	CAPITAL DEBT AUTHORIZED, DECEMBER 31, 1991		Transfer From Taxes	325,131.68
Hospital, Clinics, First Aid		ISSUED AND UNISSUED		Redeemed in 1991	110,566.79
Animal, Insect, & Rodent Control		School	1,931,000	Cancelled, Abated or Adjusted (1991)	
Other Welfare Services		Self-Liquidating	36,866,000	Transfers to Foreclosed Property	
RECREATION and CONSERVATION		Other		Balance December 31, 1991	1,405,647.02
Beaches and Boardwalks		Total	38,797,000	PROPERTY ACQUIRED BY DEED OR FORECLOSURE	
Parks, Playgrounds, Shade Trees	330,634.00	ISSUED AND OUTSTANDING		Balance January 1, 1991	177,950.00
Land Reclamation & Conservation	177,437.42	School	1,431,000.00	Transfers From Taxes or Liens	
Other Recreational Services	1,000,500.00	Self-Liquidating		Sale for Cash (1991)	
EDUCATION (excluding schools)		Other		Cancelled, Abated or Adjusted (1991)	
Libraries	350,000.00	Total	29,122,000.00	Balance December 31, 1991	177,950.00
Other Educational Services		EQUALIZED VALUATION BASIS		CURRENT FINANCES DECEMBER 31, 1991	
STATUTORY EXPENDITURES		FOR NET DEBT COMPUTATION	1,466,867,605	ASSETS	
Pensions & F. L. C. A.	4,661,000.00	REAL PROPERTY VALUATIONS		Cash Dec. 31, 1991	6,356,928.76
Employee Fringe Benefits	2,888,756.50	Code Class # of Parcels % VAL'N		Taxes Receivable	5,182,441.87
Other Statutory Expenditures		1 Vacant Land 390 1.23	3,515,582.00	Tax Title Liens	1,405,647.02
CETA And Other Public Employment Programs		2 Residential 4578 43.17	123,676,312.00	Foreclosed Property	177,950.00
MUNICIPAL FUNCTIONS TOTAL	30,180,621.58	3 Farm		Emergencies & Other Deferred Charges	605,600.00
CAPITAL IMPROVEMENTS *MEMO*	100,000.00	4a Commercial 1518 31.03	98,886,600.00	State and Federal Aid Receivable	868.19
DEBT SERVICE		4b Industrial 151 4.24	12,151,800.00	Other Receivables	11,191,999.60
Principal Payments	797,000.00	4c Apartments 677 20.33	58,236,075.00	Total	24,921,435.44
Interest Payments	305,914.00	Total 7314	286,466,369.00	LIABILITIES, RESERVES, AND SURPLUS	
TYPE I SCHL DEBT *MEMO	222,500.50	Land Area 1.40 Sq. Miles		Cash Liabilities	15,513,540.33
DEFERRED CHARGES	7,337,910.80	Net Valuation Taxable-Municipal	291,244,099	Reserves for Receivables	8,783,038.49
SCHOOL COUNTY, SPECIAL DISTRICT TAXES	23,889,058.00	Net Valuation Taxable-County	1,566,510,322	Surplus Dec. 31, 1991	624,856.62
RESERVE FOR UNCOLLECTED TAXES	2,311,027.92	State Equalized Valuation	1,437,109,575	Total	24,921,435.44
EXPENDITURES TOTAL	64,931,532.20	State Equalization Ratio	20.00		

0614

Population 1980 53,753
 Population 1990 54,780
 S & P Rating AA
 Moody Rating AAA

General Tax Rate Per \$100.

2.65

State Equalized Tax Rate

2.37

VINELAND CITY - CUMBERLAND COUNTY

Form of Government:

Mayor-Council Plan A (OMCL 50)

Number of Members on Governing Body - 5

PER CAPITA:

Gross Debt 569.55
 Net Debt 189.32
 Debt Service 24.52
 Total Tax Levy 748.46
 Municipal Expenditures 335.43

PER CENT:

Gross Debt 2.02
 Net Debt .67
 Tax Levy Collected 92.95
 Tax Levy Cancelled, Abated or Adjusted .01

EXPENDITURES		REVENUES-REALIZED		1991 PROPERTY TAX	
GENERAL GOVERNMENT		1991 Property Taxes Collected		STATE EQUALIZED TAX RATE	
Governing Body & Public Boards			20,495,480.03	Local District School Taxes	16,045,852.00
Municipal Clerk		1991 Payments in Lieu of Taxes	54,735.00	Regional & Consolidated School Tax	
Financial Administration	173,800.00	Delinquent Tax & Lien Collections	1,329,999.71	School Taxes in Municipal Budget	238,350.00
Assessment of Taxes	71,500.00	Business Personalty Replacement Taxes		County Taxes	14,411,479.25
Collection of Taxes	101,000.00	Taxes from Public Utilities		County Library Taxes	
Planning, Housing & Development	61,300.00	Other Miscellaneous Tax Revenues		Local Municipal Purpose Taxes	9,137,397.00
Human Resources	134,318.00	State Aid Revenues	5,448,438.21	Veteran & Senior Citizen Taxes	574,200.00
Elections	19,750.00	Federal Aid Revenues	19,000.00	Total Taxes for Rate Computation	40,407,278.25
General Administration (other)	1,976,951.00	State and Local Fiscal Assistance Act Utilized		Special District Taxes	1,167,500.00
JUDICIARY		Sale of Acquired Property	3,701.00	Bank Corp. Taxes	
Municipal Courts	133,736.37	Other Miscellaneous Revenues	2,279,712.52	Added and Omitted Taxes	
PUBLIC SAFETY		Total	29,630,066.52	Total Taxes Levied - ABSTRACT	41,000,578.25
Fire Protection	595,700.00	Prior Years Surplus Appropriated		Total Taxes Billed	22,050,389.71
Police Protection	2,704,268.29	REVENUES TOTAL	29,630,066.52	1991 TAXES COLLECTED	20,495,480.08
Civil Defense & Disaster Control	6,700.00	Reserve For Uncollected Taxes	1,465,000.00	1991 Taxes Cancelled, Abated or Adjusted	2,304.76
Environmental Inspection & Control	179,950.00			Transfer to Tax Title Liens or Foreclosed	47,336.69
Other Public Safety		CAPITAL OUTLAY TOTAL	6,682,388.34	Balance Outstanding Dec. 31, 1991	1,505,268.18
PUBLIC WORKS				PRIOR YEARS TAXES OUTSTANDING	
Streets and Drainage	975,483.00	Public Enterprises	479,287.60	Balance January 1, 1991	2,515,020.37
Sewers and Sewage Processing		Recreation-Culture		Collected in 1991	1,248,943.82
Garbage and Trash Disposal	87,000.00	Public Works	114,105.45	Cancelled, Abated or Adjusted 1991	36,661.33
Public Buildings and Grounds	350,700.00	Buildings and Grounds	6,088,995.23	Transfers to Tax Title Liens or Foreclosed	
Other Public Works	5,000.00	Library and Education		Balance December 31, 1991	1,229,415.22
HEALTH and WELFARE		Conservation		TAX TITLE LIENS OUTSTANDING	
Health Services Except Environmental	972,021.00	All Other		Balance January 1, 1991	296,938.74
Welfare-Public Assistance	3,334,290.50			Transfer From Taxes	47,336.69
Hospital, Clinics, First Aid		CAPITAL DEBT AUTHORIZED, DECEMBER 31, 1991		Redeemed in 1991	80,055.89
Animal, Insect, & Rodent Control	22,000.00	ISSUED AND UNISSUED		Cancelled, Abated or Adjusted (1991)	439.08
Other Welfare Services		SCHOOL GROSS DEBT	6,744,000	Transfers to Foreclosed Property	
RECREATION and CONSERVATION		Self-Liquidating	14,035,032	Balance December 31, 1991	263,780.46
Beaches and Boardwalks		Other	10,371,125	PROPERTY ACQUIRED BY DEED OR FORECLOSURE	
Parks, Playgrounds, Shade Trees	122,600.00	Total	31,200,158	Balance January 1, 1991	675,736.00
Land Reclamation & Conservation	50,700.00			Transfers From Taxes or Liens	
Other Recreational Services	151,000.00	ISSUED AND OUTSTANDING		Sale for Cash (1991)	3,701.00
EDUCATION (excluding schools)		SCHOOL	6,744,000.00	Cancelled, Abated or Adjusted (1991)	
Libraries	238,600.00	Self-Liquidating	11,972,000.00	Balance December 31, 1991	672,035.00
Other Educational Services	245,893.00	Other	3,614,000.00	CURRENT FINANCES DECEMBER 31, 1991	
STATUTORY EXPENDITURES		Total	22,330,000.00	ASSETS	
Pensions & F.L.C.A.	1,412,700.00	EQUALIZED VALUATION BASIS		Cash Dec. 31, 1991	6,482,638.51
Employee Fringe Benefits	797,000.00	FOR NET DEBT COMPUTATION	1,546,018,510	Taxes Receivable	2,734,683.40
Other Statutory Expenditures		REAL PROPERTY VALUATIONS		Tax Title Liens	263,780.46
CETA And Other Public Employment Programs		Code Class # of Parcels % VAL'N		Foreclosed Property	672,035.00
MUNICIPAL FUNCTIONS TOTAL	15,494,511.16	1 Vacant Land 2481 3.30	56,480,200.00	Emergencies & Other Deferred Charges	5,967,844.43
CAPITAL IMPROVEMENTS *MEMO*	270,000.00	2 Residential 12694 71.07	1,057,186,000.00	State and Federal Aid Receivable	6,175,642.11
DEBT SERVICE		3 Farm 1089 2.52	37,506,000.00	Other Receivables	132,865.37
Principal Payments	1,074,742.57	4a Commercial 1172 16.29	242,343,600.00	Total	22,435,489.33
Interest Payments	263,496.12	4b Industrial 85 3.23	48,003,200.00	LIABILITIES, RESERVES, AND SURPLUS	
TYPE I SCHL DEBT *MEMO	1,014,222.68	4c Apartments 68 3.39	45,954,300.00	Cash Liabilities	12,696,732.31
DEFERRED CHARGES	72,273.23	Total	1,487,473,300.00	Reserves for Receivables	3,803,364.23
SCHOOL, COUNTY, SPECIAL DISTRICT TAXES	31,363,161.25	Land Area 99.50 Sq. Miles		Surplus Dec. 31, 1991	5,935,392.79
RESERVE FOR UNCOLLECTED TAXES	1,465,000.00	Net Valuation Taxable-Municipal	1,507,255,556	Total	22,435,489.33
EXPENDITURES TOTAL	50,233,234.93	Net Valuation Taxable-County	1,617,295,239		
		State Equalized Valuation	1,663,250,496		
		State Equalization Ratio	39.42		

0911

Population 1980 13,168
 Population 1990 12,385
 S & P Rating
 Moody Rating BAA

General Tax Rate Per \$100.

1.81

State Equalized Tax Rate

1.84

WEEHAWKEN TOWNSHIP - HUDSON CO.

Form of Government:

Council-Manager Plan C (OMCL 50)

Number of Members on Governing Body - 7

PER CAPITA:

Gross Debt 1,250.04
 Net Debt 1,234.29
 Debt Service 30.88
 Total Tax Levy 1,466.88
 Municipal Expenditures 1,099.72

PER CENT:

Gross Debt 1.66
 Net Debt 1.64
 Tax Levy Collected 96.62
 Tax Levy Cancelled, Abated or Adjusted

EXPENDITURES		REVENUES-REALIZED		1991 PROPERTY TAX	
GENERAL GOVERNMENT				STATE EQUALIZED TAX RATE	
Governing Body & Public Boards	22,900.00	1991 Property Taxes Collected		Local District School Taxes	6,457,283.50
Municipal Clerk	35,500.00	1991 Payments in Lieu of Taxes		Regional & Consolidated School Tax	
Financial Administration	1,863,900.00	Delinquent Tax & Lien Collections		School Taxes in Municipal Budget	
Assessment of Taxes	22,350.00	Business Personalty Replacement Taxes		County Taxes	5,671,730.80
Collection of Taxes	46,600.00	Taxes from Public Utilities		County Library Taxes	
Planning, Housing & Development	22,600.00	Other Miscellaneous Tax Revenues		Local Municipal Purpose Taxes	5,717,917.66
Human Resources	7,500.00	State Aid Revenues		Veteran & Senior Citizen Taxes	40,950.00
Elections	5,700.00	Federal Aid Revenues		Total Taxes for Rate Computation	17,887,881.96
General Administration (other)	1,461,636.00	State and Local Fiscal Assistance Act Utilized		Special District Taxes	320,400.00
JUDICIARY		Sale of Acquired Property		Bank Corp. Taxes	
Municipal Courts	120,000.00	Other Miscellaneous Revenues		Added and Omitted Taxes	
PUBLIC SAFETY		Total		Total Taxes Levied - ABSTRACT	18,167,331.96
Fire Protection	1,691,306.00	Prior Years Surplus Appropriated		Total Taxes Billed	8,890,045.60
Police Protection	1,731,900.00	REVENUES TOTAL		1991 TAXES COLLECTED	8,585,597.38
Civil Defense & Disaster Control		Reserve For Uncollected Taxes		1991 Taxes Cancelled, Abated or Adjusted	
Environmental Inspection & Control	75,500.00	CAPITAL OUTLAY TOTAL		Transfer to Tax Title Liens or Foreclosed	
Other Public Safety				Balance Outstanding Dec. 31, 1991	300,448.22
PUBLIC WORKS				PRIOR YEARS TAXES OUTSTANDING	
Streets and Drainage	273,252.00	Public Enterprises		Balance January 1, 1991	477,512.95
Sewers and Sewage Processing	24,700.00	Recreation-Culture		Collected in 1991	241,567.75
Garbage and Trash Disposal		Public Works		Cancelled, Abated or Adjusted 1991	
Public Buildings and Grounds	49,350.00	Buildings and Grounds		Transfers to Tax Title Liens or Foreclosed	
Other Public Works	1,390,200.00	Library and Education		Balance December 31, 1991	235,945.20
HEALTH and WELFARE		Conservation		TAX TITLE LIENS OUTSTANDING	
Health Services Except Environmental	83,142.00	All Other		Balance January 1, 1991	
Welfare-Public Assistance	22,150.00	CAPITAL DEBT AUTHORIZED, DECEMBER 31, 1991		Transfer From Taxes	
Hospital, Clinics, First Aid		ISSUED AND UNISSUED		Redeemed in 1991	
Animal, Insect, & Rodent Control		GROSS DEBT		Cancelled, Abated or Adjusted (1991)	
Other Welfare Services		NET DEBT		Transfers to Foreclosed Property	
RECREATION and CONSERVATION				Balance December 31, 1991	
Beaches and Boardwalks		School		PROPERTY ACQUIRED BY DEED OR	
Parks, Playgrounds, Shade Trees	42,500.00	Self-Liquidating		FORECLOSURE	
Land Reclamation & Conservation	300.00	Other		Balance January 1, 1991	
Other Recreational Services	73,500.00	Total		Transfers From Taxes or Liens	
EDUCATION (excluding schools)				Sale for Cash (1991)	
Libraries	103,500.00	ISSUED AND OUTSTANDING		Cancelled, Abated or Adjusted (1991)	
Other Educational Services	422,624.00	School		Balance December 31, 1991	
STATUTORY EXPENDITURES		Self-Liquidating		CURRENT FINANCES DECEMBER 31, 1991	
Pensions & F.L.C.A.	1,225,500.00	Other		ASSETS	
Employee Fringe Benefits	475,000.00	Total		Cash Dec. 31, 1991	5,766,352.54
Other Statutory Expenditures		EQUALIZED VALUATION BASIS		Taxes Receivable	536,393.42
CETA And Other Public Employment Programs		FOR NET DEBT COMPUTATION		Tax Title Liens	
MUNICIPAL FUNCTIONS TOTAL	11,344,310.00	REAL PROPERTY VALUATIONS		Foreclosed Property	
CAPITAL IMPROVEMENTS *MEMO*	200,000.00	Code Class # of Parcels % VAL'N ASSESSED VALUATION		Emergencies & Other Deferred Charges	94,200.00
DEBT SERVICE		1 Vacant Land 269 7.36 77,085,400.00		State and Federal Aid Receivable	3,078,666.69
Principal Payments	96,000.00	2 Residential 2298 44.56 438,271,500.00		Other Receivables	34,111.20
Interest Payments	236,494.00	3 Farm 71 33.96 333,230,400.00		Total	9,509,723.85
DEFERRED CHARGES	1,143,247.29	4a Commercial 31 6.68 65,592,700.00		LIABILITIES, RESERVES, AND SURPLUS	
SCHOOL, COUNTY, SPECIAL DISTRICT TAXES	12,449,414.30	4b Industrial 125 6.34 67,153,000.00		Cash Liabilities	8,145,211.02
RESERVE FOR UNCOLLECTED TAXES	750,000.00	4c Apartments 2794 981,333,000.00		Reserves for Receivables	570,504.62
EXPENDITURES TOTAL	26,069,465.59	Total Land Area 76 Sq. Miles		Surplus Dec. 31, 1991	794,008.21
		Net Valuation Taxable-Municipal		Total	9,509,723.85
		Net Valuation Taxable-County			
		State Equalized Valuation			
		State Equalization Ratio			

0912

Population 1980 39,194
 Population 1990 38,125
 S & P Rating
 Moody Rating 3AA

General Tax Rate Per \$100.

2.98

State Equalized Tax Rate

2.78

WEST NEW YORK TOWN - HUDSON CO.

Form of Government:

Commission (1911)

Number of Members on Governing Body - 5

PER CAPITA:

Gross Debt 799.35
 Net Debt 539.68
 Debt Service 6.54
 Total Tax Levy 903.95
 Municipal Expenditures 542.50

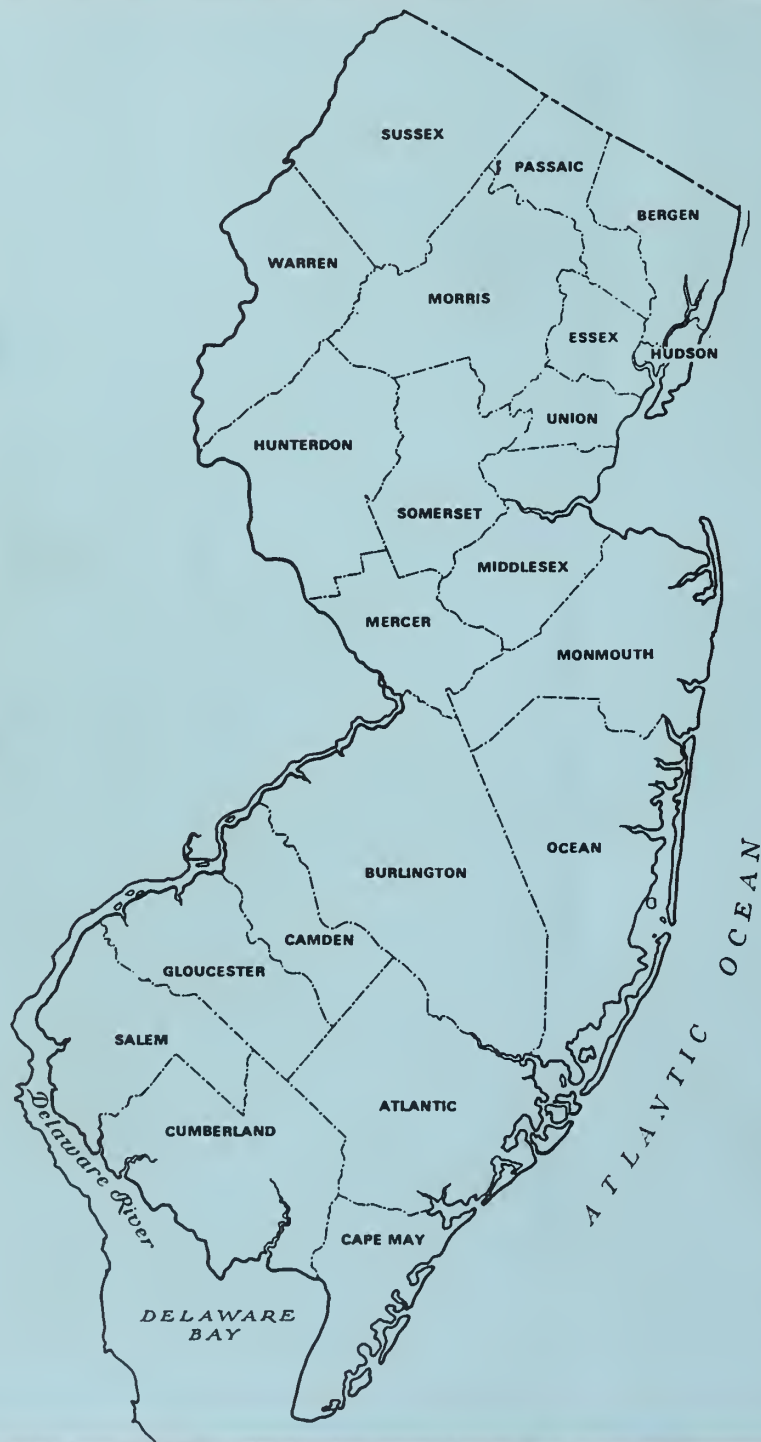
PER CENT:

Gross Debt 2.46
 Net Debt 1.66
 Tax Levy Collected 90.63
 Tax Levy Cancelled, Abated or Adjusted .84

EXPENDITURES		REVENUES-REALIZED		1991 PROPERTY TAX	
GENERAL GOVERNMENT				STATE EQUALIZED TAX RATE	
Governing Body & Public Boards	27,340.00	1991 Property Taxes Collected	15,778,524.96	Local District School Taxes	1.01 12,504,014.90
Municipal Clerk	126,007.00	1991 Payments in Lieu of Taxes		Regional & Consolidated School Tax	
Financial Administration	766,095.00	Delinquent Tax & Lien Collections	1,167,793.55	School Taxes in Municipal Budget	.02 256,753.50
Assessment of Taxes	134,970.00	Business Personalty Replacement Taxes		County Taxes	.52 6,479,522.15
Collection of Taxes	42,825.00	Taxes from Public Utilities		County Library Taxes	
Planning, Housing & Development	52,466.00	Other Miscellaneous Tax Revenues	684,432.76	Local Municipal Purpose Taxes	1.23 15,222,765.86
Human Resources	67,832.00	State Aid Revenues	242,289.17	Veteran & Senior Citizen Taxes	
Elections	50,000.00	Federal Aid Revenues		Total Taxes for Rate Computation	2.78 34,562,261.41
General Administration (other)	1,618,743.00	State and Local Fiscal Assistance Act Utilized		Special District Taxes	
JUDICIARY		Sale of Acquired Property		Bank Corp. Taxes	
Municipal Courts	140,591.14	Other Miscellaneous Revenues	1,059,789.52	Added and Omitted Taxes	
PUBLIC SAFETY		Total	18,952,829.96	Total Taxes Levied - ABSTRACT	34,463,061.41
Fire Protection	2,676,973.00	Prior Years Surplus Appropriated		Total Taxes Billed	17,431,470.41
Police Protection	3,857,122.46	REVENUES TOTAL	18,952,829.96	1991 TAXES COLLECTED	15,798,524.96
Civil Defense & Disaster Control	7,000.00	Reserve For Uncollected Taxes	2,461,651.49	1991 Taxes Cancelled, Abated or Adjusted	146,777.80
Environmental Inspection & Control	123,976.00	CAPITAL OUTLAY TOTAL	16,239,439.73	Transfer to Tax Title Liens or Foreclosed	
Other Public Safety				Balance Outstanding Dec. 31, 1991	1,486,167.65
PUBLIC WORKS				PRIOR YEARS TAXES OUTSTANDING	
Streets and Drainage	835,065.00	Public Enterprises		Balance January 1, 1991	2,016,664.22
Sewers and Sewage Processing		Recreation-Culture	213,798.35	Collected in 1991	888,967.46
Garbage and Trash Disposal	1,050,350.00	Public Works		Cancelled, Abated or Adjusted 1991	35,026.44
Public Buildings and Grounds	237,088.00	Buildings and Grounds	12,022,907.13	Transfers to Tax Title Liens or Foreclosed	
Other Public Works	357,106.00	Library and Education	4,002,733.75	Balance December 31, 1991	1,092,670.32
HEALTH and WELFARE		Conservation		TAX TITLE LIENS OUTSTANDING	
Health Services Except Environmental	291,710.00	All Other		Balance January 1, 1991	936,113.25
Welfare-Public Assistance	63,853.00	CAPITAL DEBT AUTHORIZED, DECEMBER 31, 1991		Transfer From Taxes	
Hospital, Clinics, First Aid		ISSUED AND UNISSUED GROSS DEBT NET DEBT		Redeemed in 1991	278,826.09
Animal, Insect, & Rodent Control		School 9,348,000		Cancelled, Abated or Adjusted (1991)	
Other Welfare Services	500.00	Self-Liquidating	20,575,484	Transfers to Foreclosed Property	
RECREATION and CONSERVATION		Other 20,627,134	20,575,484	Balance December 31, 1991	657,297.16
Beaches and Boardwalks		Total 30,475,134	20,575,484	PROPERTY ACQUIRED BY DEED OR FORECLOSURE	
Parks, Playgrounds, Shade Trees	353,473.00	ISSUED AND OUTSTANDING		Balance January 1, 1991	5,850.00
Land Reclamation & Conservation	3,939.88	School	5,873,000.00	Transfers From Taxes or Liens	
Other Recreational Services	137,350.00	Self-Liquidating		Sale for Cash (1991)	
EDUCATION (excluding schools)		Other	16,151,969.87	Cancelled, Abated or Adjusted (1991)	
Libraries	210,165.00	Total	22,024,969.87	Balance December 31, 1991	5,850.00
Other Educational Services	29,911.60	EQUALIZED VALUATION BASIS		CURRENT FINANCES DECEMBER 31, 1991	
STATUTORY EXPENDITURES		FOR NET DEBT COMPUTATION	1,241,013,333	ASSETS	
Pensions & F. L. C. A.	2,265,553.31	REAL PROPERTY VALUATIONS		Cash Dec. 31, 1991	14,466,435.44
Employee Fringe Benefits	2,280,900.00	Code Class # of Parcels % VAL'N ASSESSED VALUATION		Taxes Receivable	2,578,837.97
Other Statutory Expenditures		1 Vacant Land 51 9.03 104,287,000.00		Tax Title Liens	657,287.16
CETA And Other Public Employment Programs		2 Residential 3762 35.78 413,040,600.00		Foreclosed Property	5,850.00
MUNICIPAL FUNCTIONS TOTAL	17,875,415.39	3 Farm 2 239 9.38 114,030,100.00		Emergencies & Other Deferred Charges	150,000.00
CAPITAL IMPROVEMENTS *MEMO*	350,000.00	4a Commercial 752 23.39 275,711,800.00		State and Federal Aid Receivable	526,442.98
DEBT SERVICE		4b Industrial 239 9.38 114,030,100.00		Other Receivables	2,454,616.09
Principal Payments	1,606,666	4c Apartments 408 21.42 247,242,600.00		Total	20,835,469.64
Interest Payments	247,906.75	Total 5212 1,154,312,100.00		LIABILITIES, RESERVES, AND SURPLUS	
TYPE I SCHL DEBT *MEMO	62,693.75	Land Area .90 Sq. Miles		Cash Liabilities	13,834,033.31
DEFERRED CHARGES	96,212.69	Net Valuation Taxable-Municipal	1,156,060,766	Reserves for Receivables	5,696,591.22
SCHOOL, COUNTY, SPECIAL DISTRICT TAXES	19,240,295.55	Net Valuation Taxable-County	1,271,258,217	Surplus Dec. 31, 1991	1,308,845.11
RESERVE FOR UNCOLLECTED TAXES	2,461,651.49	State Equalized Valuation	1,239,086,108	Total	20,835,469.64
EXPENDITURES TOTAL	39,923,038.53	State Equalization Ratio	93.29		



Dave Grimm
Debbie Rubin
292-4806



Prepared by
NEW JERSEY DEPARTMENT OF COMMUNITY AFFAIRS
DIVISION OF LOCAL GOVERNMENT SERVICES
101 SOUTH BROAD STREET, CN 803
TRENTON, NEW JERSEY 08625-0803
Telephone: 1-609-292-6110

