



Office of the Chief State Medical Examiner

- [Home](#)
- [About](#)
- [Dashboard](#)
- [Reports](#)
- [Careers](#)
- [Resources](#)

Dashboard

[General CMS
Statistics](#)

[Suspected Drug
Death Statistics](#)

[Confirmed
Drugs](#)

[Suicide
Statistics](#)

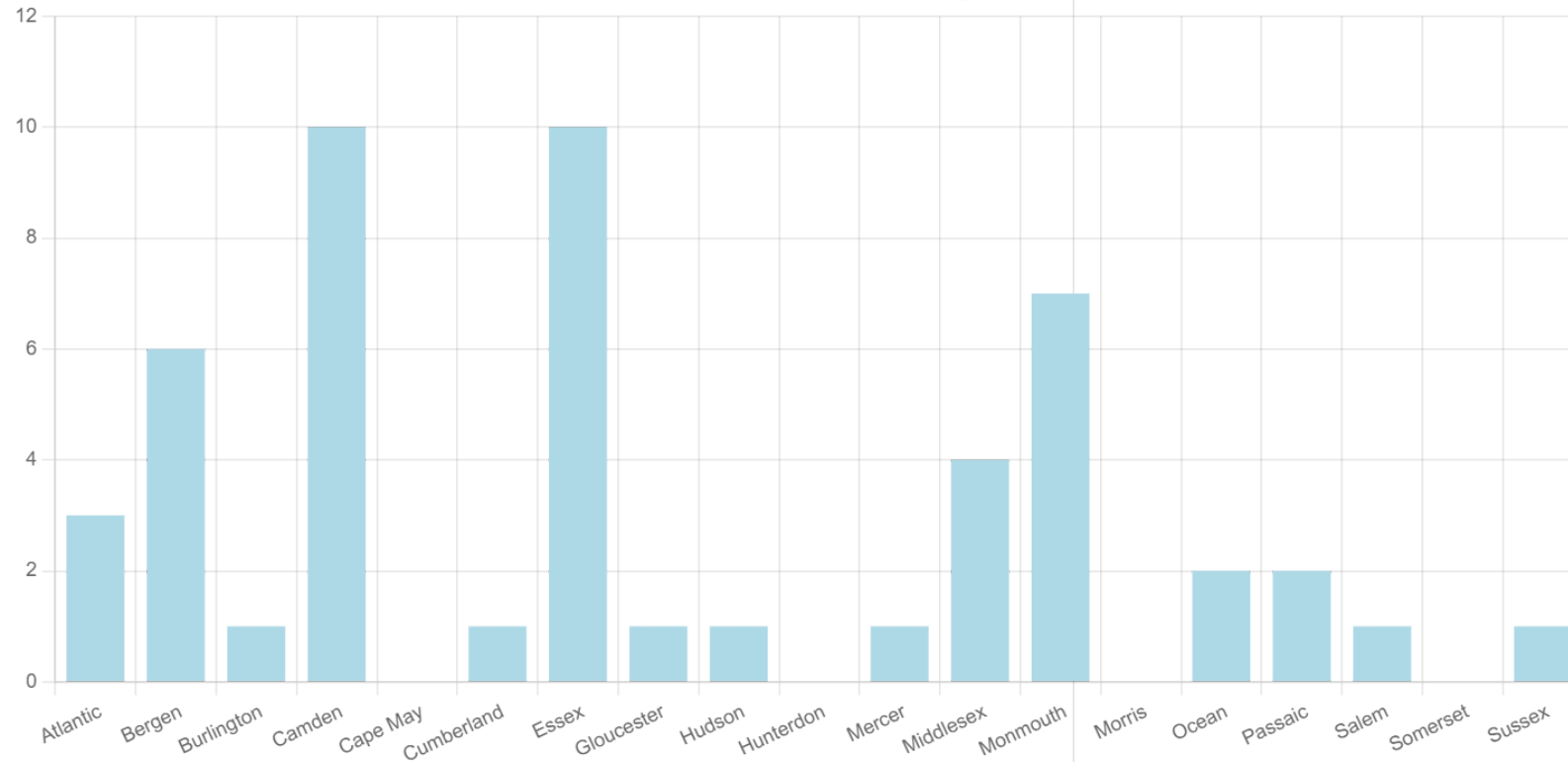
[Homicide
Statistics](#)

Please keep in mind that these numbers are "Suspected" and will change as more information about the cases become available. Finalized numbers and statistics will be available in the annual report.

Last Week's Suspected Drug Deaths by County

3/13/2023 through 3/19/2023

of Suspected Drug Deaths



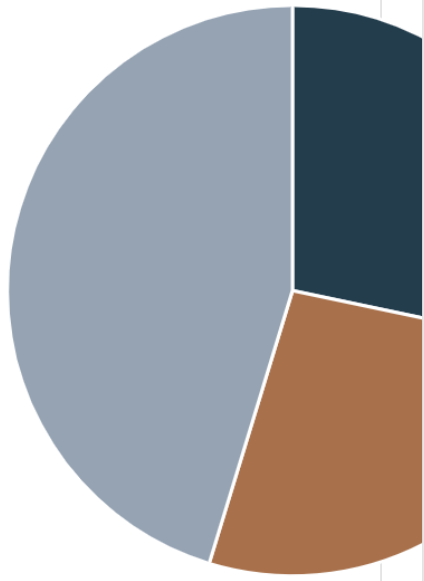
Total: 53

Last Week's Suspected Drug Deaths by Race

Last Week's Suspected Drug Deaths by Gender

3/13/2023 through 3/19/2023

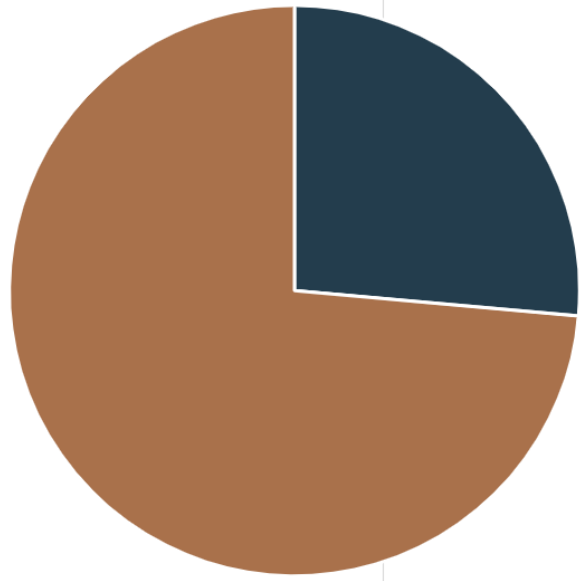
Black Hispanic



Total: 53

3/13/2023 through 3/19/2023

Female Male

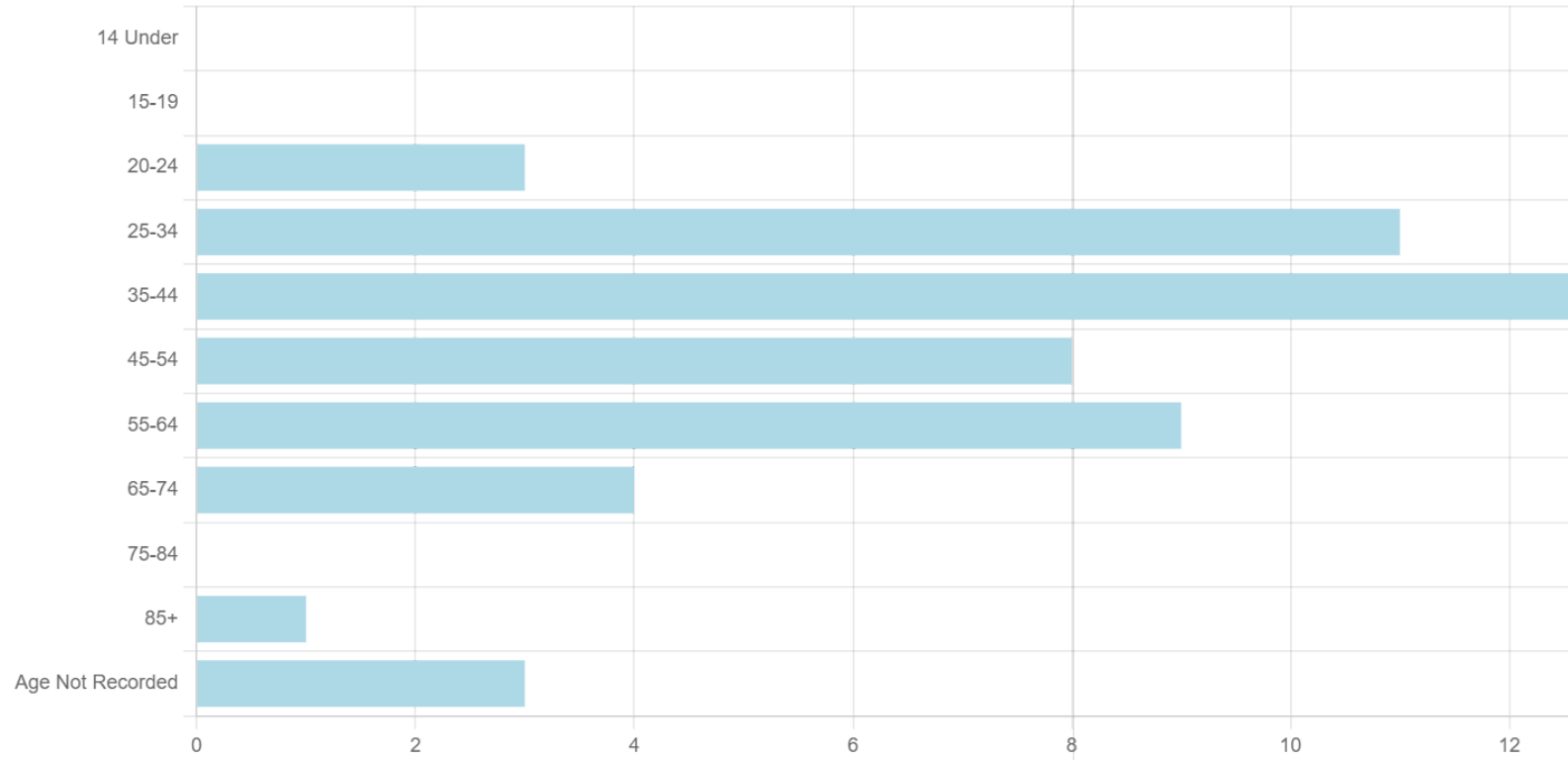


Total: 53

Last Week's Suspected Drug Deaths by Age

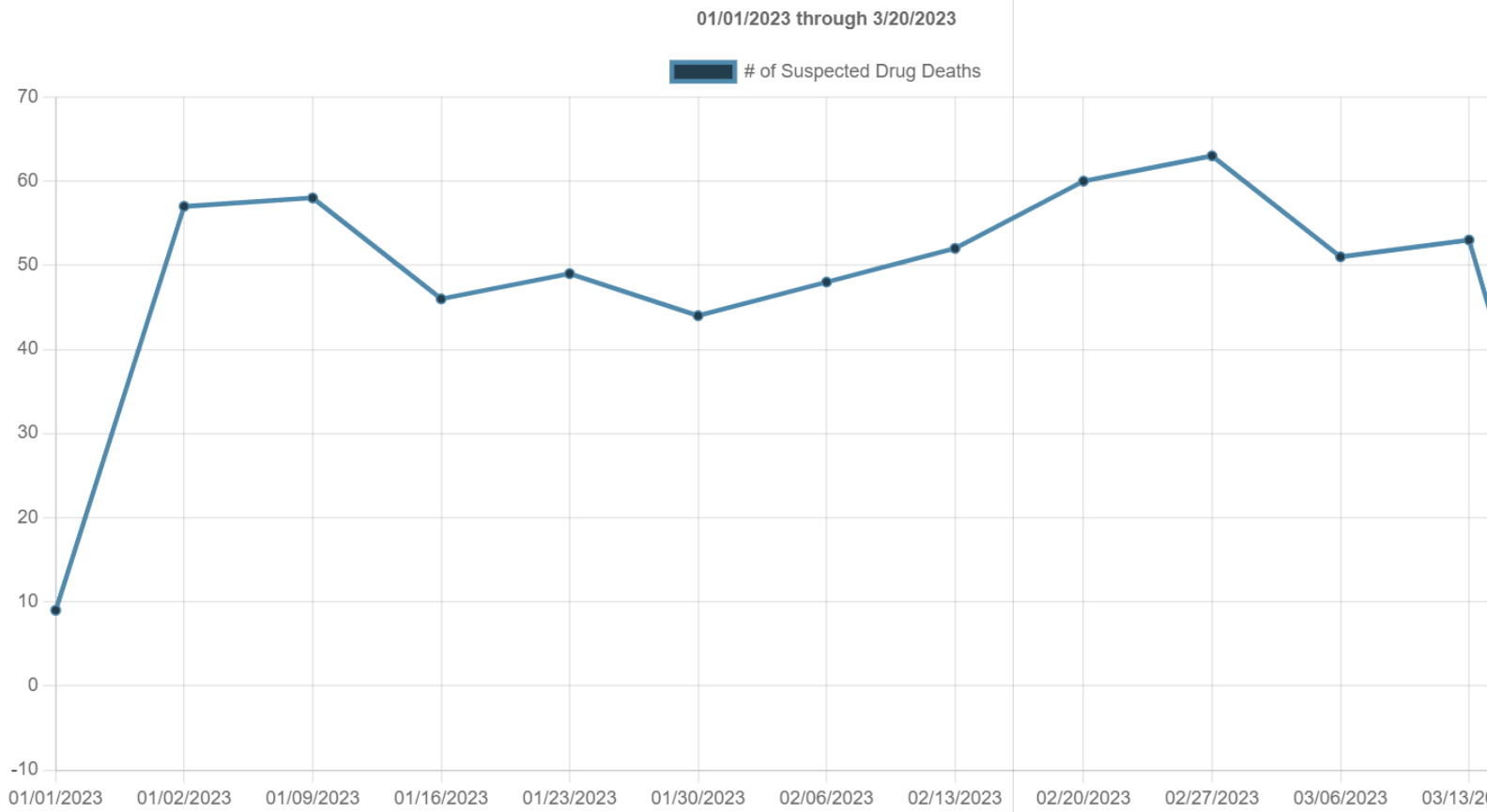
3/13/2023 through 3/19/2023

of Suspected Drug Deaths



Total: 53

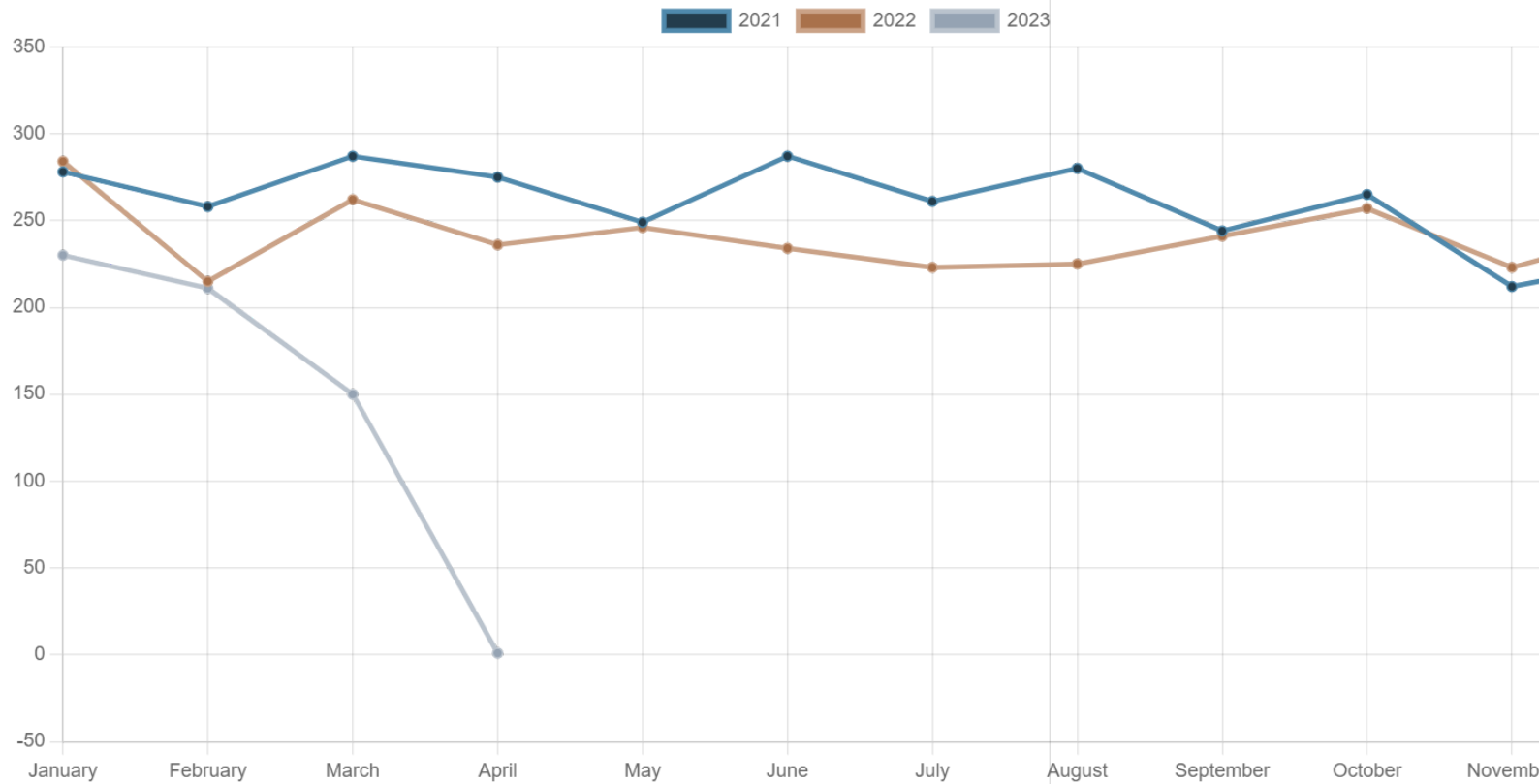
2023 Suspected Drug Deaths by Week



Total (YTD): 591

Annual Suspected Drug Deaths by Month

01/01/2021 through 3/20/2023



2021 Total: **3124**

2022 Total: **2892**

2023 Total: **592**

Annual Suspected Drug Deaths by Month by County

2022

2023

01/01/2022 through 12/31/2022

County	January	February	March	April	May	June	July	August	September	October	November	December
Atlantic	16	16	17	20	18	27	22	29	19	21	19	31
Bergen	26	14	18	14	18	8	15	13	14	14	17	15
Burlington	12	16	15	10	18	10	10	13	11	12	10	14
Camden	34	25	34	23	31	31	26	35	31	40	24	20

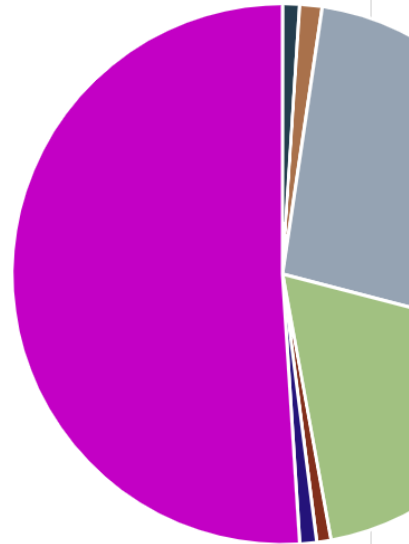
County	January	February	March	April	May	June	July	August	September	October	November	December
Cape May	10	3	2	5	1	1	6	2	7	1	6	0
Cumberland	7	2	3	12	5	10	8	5	5	6	6	7
Essex	42	41	32	35	32	35	44	33	48	38	34	36
Gloucester	9	9	12	7	3	10	8	3	3	6	11	6
Hudson	15	10	14	17	14	14	10	14	19	10	11	19
Hunterdon	1	1	2	1	1	1	2	2	0	3	2	2
Mercer	9	8	18	8	10	6	6	5	8	16	5	9
Middlesex	26	16	14	18	22	15	12	15	17	18	19	17
Monmouth	9	11	13	14	17	15	12	10	12	11	12	15
Morris	5	5	6	8	7	4	2	7	6	7	5	2
Ocean	26	10	16	12	17	12	13	13	18	15	16	18
Passaic	21	8	14	11	11	11	9	7	12	17	11	11
Salem	2	4	3	0	1	2	2	1	0	4	1	2
Somerset	4	4	5	4	3	10	3	6	0	4	1	6
Sussex	1	2	5	4	3	2	0	2	0	4	2	3
Union	7	7	15	10	12	7	11	6	8	9	11	11
Warren	2	3	4	3	2	3	2	4	3	1	1	2

2023 Suspected Drug Deaths by Race

2023 Suspected Drug Deaths by Gender

01/01/2023 through 3/20/2023

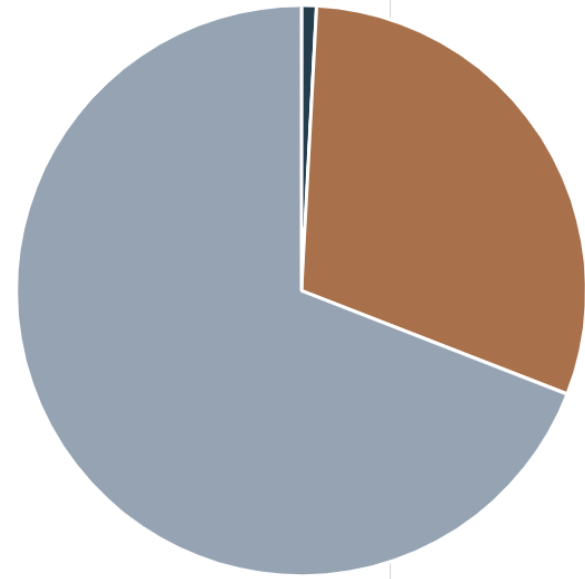
Race Not Recorded Asian/Pacific
Other Unknown



Total (YTD): 592

01/01/2023 through 3/20/2023

Gender Not Recorded Female Male

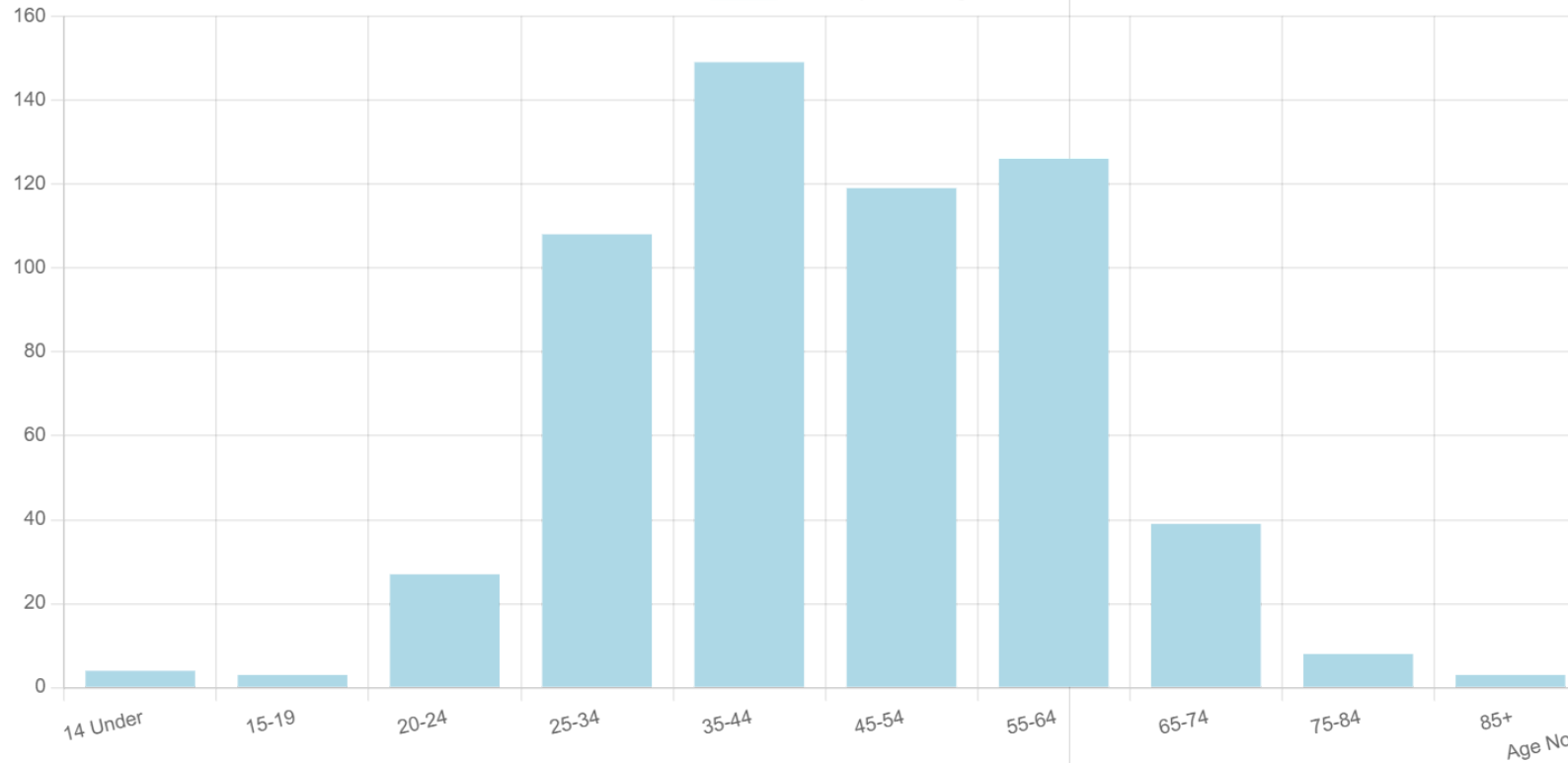


Total (YTD): 592

2023 Suspected Drug Deaths by Age

01/01/2023 through 3/20/2023

of Suspected Drug Deaths



Total (YTD): 592

2019 Suspected vs Confirmed Drug Overdoses

