



PHILIP'S ACADEMY CHARTER SCHOOL OF PATERSON
(80-6106-997)
Grades Offered: KG-01
2017-2018

Report Key:

- * Data is not displayed in order to protect student privacy
- ** Accountability calculations require 20 or more students
- N** No Data is available to display
- † This indicates a table specific note, see note below table

How to use this report:

- **Learn more** about this school by exploring all sections of this report
- **Start conversations** with school community members and ask questions
- **Engage** with your school communities to identify where schools are doing well and where they can improve

Navigating through the reports:

- Save or print this report by clicking the disk icon at the top of the page to download a PDF
- Search for specific text or words in the report by using the search box at the top left of the page
- Use the menu bar along the top of the page or the table of contents on the left of the page to move between sections of the report
- Click the Next and Previous buttons at the bottom of the page or the arrows at the top left of the screen to move between pages of the report

Other Resources:

- Review the [Summary Report](#) or the [district-level report](#) for this school
- Read the [Reference Guide](#), [Frequently Asked Questions](#), or [Data Privacy Rules](#) for more detailed information about the data in the report
- [Download the data](#) in the reports for all schools in the state
- Provide feedback on the reports by taking our [feedback survey](#)
- Contact us at reportcard@doe.nj.gov with any questions about the reports



PHILIP'S ACADEMY CHARTER SCHOOL OF PATERSON

(80-6106-997)

Grades Offered: KG-01

2017-2018

Report Key:

- * Data is not displayed in order to protect student privacy
- ** Accountability calculations require 20 or more students
- N** No Data is available to display
- † This indicates a table specific note, see note below table

School Contact Info

This table contains contact information including principal name, address, phone number, email address, and social media information, if provided.

Type	Contact Information
County	CHARTERS
District	PHILIP'S CHARTER SCHOOL OF PATERSON
Principal Name	MS. LAURICELLA
Address	47 STATE STREET PATERSON, NJ 07501
Phone Number	(973)247-8920
Email Address	RLAURICELLA@PACSPATERSON.ORG
Website	https://www.pacspaterson.org/
Facebook	https://www.facebook.com/Philips-Academy-Charter-School-of-Paterson-235901486741280/
Twitter	https://twitter.com/@philipsednj



PHILIP'S ACADEMY CHARTER SCHOOL OF PATERSON
(80-6106-997)
Grades Offered: KG-01
2017-2018

Report Key:

- * Data is not displayed in order to protect student privacy
- ** Accountability calculations require 20 or more students
- N No Data is available to display
- † This indicates a table specific note, see note below table

Enrollment Trends by Grade

This table shows the number of students enrolled by grade for the past three school years.

Grade	2015-16	2016-17	2017-18
KG	0	58	77
1	0	0	61
Total	0	58	138

Enrollment Trends by Student Group

This table shows the percentage of students by student group for the past three school years. Data for some student groups was not available before 2016-17.

Student Group	2015-16	2016-17	2017-18
Female	0.0%	46.6%	49.3%
Male	0.0%	53.4%	50.7%
Economically Disadvantaged Students	0.0%	89.7%	80.4%
Students with Disabilities	0.0%	6.9%	5.8%
English Learners	0.0%	13.8%	0.0%
Homeless Students		0.0%	0.0%
Students in Foster Care		0.0%	0.0%
Military-Connected Students		0.0%	0.0%
Migrant Students		0.0%	0.0%

Enrollment by Racial and Ethnic Group

This table shows the percentage of students by racial and ethnic group for the past three school years.

Racial and Ethnic Group	2015-16	2016-17	2017-18
White	0.0%	0.0%	0.0%
Hispanic	0.0%	72.4%	72.5%
Black or African American	0.0%	25.9%	27.5%
Asian	0.0%	0.0%	0.0%
Native Hawaiian or Pacific Islander	0.0%	0.0%	0.0%
American Indian or Alaska Native	0.0%	1.7%	0.0%
Two or More Races	0.0%	0.0%	0.0%

Enrollment Trends by Full/Half Day PK and KG

This table shows number of students in full day and half day Pre-Kindergarten (PK) and Kindergarten (KG) for the past three school years.

Grade	2015-16	2016-17	2017-18
KG - Half Day	0	0	0
KG - Full Day	0	58	77

Enrollment by Home Language

This table shows the percentage of students by primary home language. Only the top 5 languages with at least 1% of students are shown, and students with other home languages are included in the Other Languages total.

Home Language	% of Students
English	68.1%
Spanish	31.9%


PHILIP'S ACADEMY CHARTER SCHOOL OF PATERSON

(80-6106-997)

Grades Offered: KG-01

2017-2018

Report Key:

- * Data is not displayed in order to protect student privacy
- ** Accountability calculations require 20 or more students
- N** No Data is available to display
- † This indicates a table specific note, see note below table

English Language Progress to Proficiency

This table shows the percentage of English Learners who demonstrated the expected amount of growth on the ACCESS for ELLs 2.0 Assessment for English Language proficiency. Expected growth is based on the student's initial level of English Language Proficiency during the 2016-17 school year and the number of years the student has been enrolled in the district. This table also shows the school's 2017-18 ESSA accountability target and whether the target was met.

Student Group	Percent of English Learners Making Expected Growth to Proficiency	2017-18 Target	Met Target?
Schoolwide/English Learners	N	N	N

English Language Proficiency Test - Participation and Performance

This table shows, by years in district, the number of English learner students taking the ACCESS for ELLs 2.0 Assessment for English language proficiency and the percentage of students tested that received an overall score of 4.5 or above. Students must receive a score of 4.5 or higher to be considered for proficient status.

Years in District	# Students Tested	% Students with Overall Score Below 4.5	% Students with Overall Score of 4.5 and above
0-2	10	*	*
3-4	N	N	N
5 or more	N	N	N



PHILIP'S ACADEMY CHARTER SCHOOL OF PATERSON
(80-6106-997)
Grades Offered: KG-01
2017-2018

Report Key:

- * Data is not displayed in order to protect student privacy
- ** Accountability calculations require 20 or more students
- N No Data is available to display
- † This indicates a table specific note, see note below table

Student absences provide important information about a school's culture and climate. Research shows that absences impact a student's ability to succeed in school. The New Jersey Department of Education used input from New Jersey communities to select chronic absenteeism as its measure of school quality and student success for the ESSA accountability plan. **Chronic absenteeism** is defined as being absent for 10% or more of the days enrolled during the school year. A student who is not present for any reason, whether excused, unexcused, or for disciplinary action, is considered absent unless permitted by state statute or regulations.

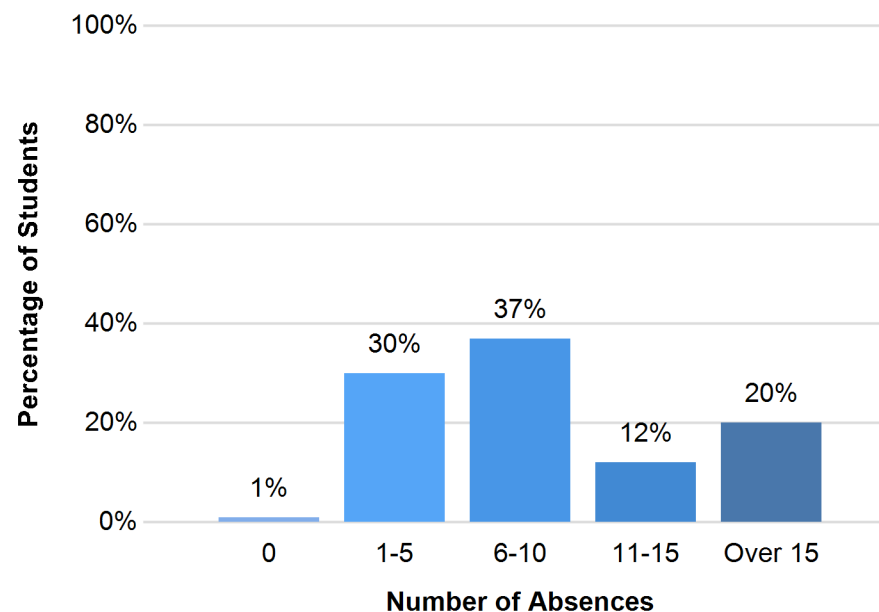
Chronic Absenteeism

This table shows the number and percentage of students in grades K-12 both overall and by student group who were chronically absent during the school year. The last two columns show the chronic absenteeism state average for students in the grades offered and whether the rate for each student group was above the state average ("Not Met") or less than or equal to the state average ("Met").

Student Group	Number of students chronically absent	Percent of students chronically absent	State Average	Met State Average
Schoolwide	17	12.3	11.2	Not Met
White	N	N	N	N
Hispanic	15	15.0	11.2	Not Met
Black or African American	2	5.3	11.2	Met
Asian, Native Hawaiian, or Pacific Islander	N	N	N	N
American Indian or Alaska Native	N	N	N	N
Two or More Races	N	N	N	N
Economically Disadvantaged Students	15	13.5	11.2	Not Met
Students with Disabilities	*	*	**	**
English Learners	N	N	N	N

Days Absent

This graph shows the percentage of K-12 students by the number of days they were absent during the school year.





PHILIP'S ACADEMY CHARTER SCHOOL OF PATERSON
 (80-6106-997)
 Grades Offered: KG-01
 2017-2018

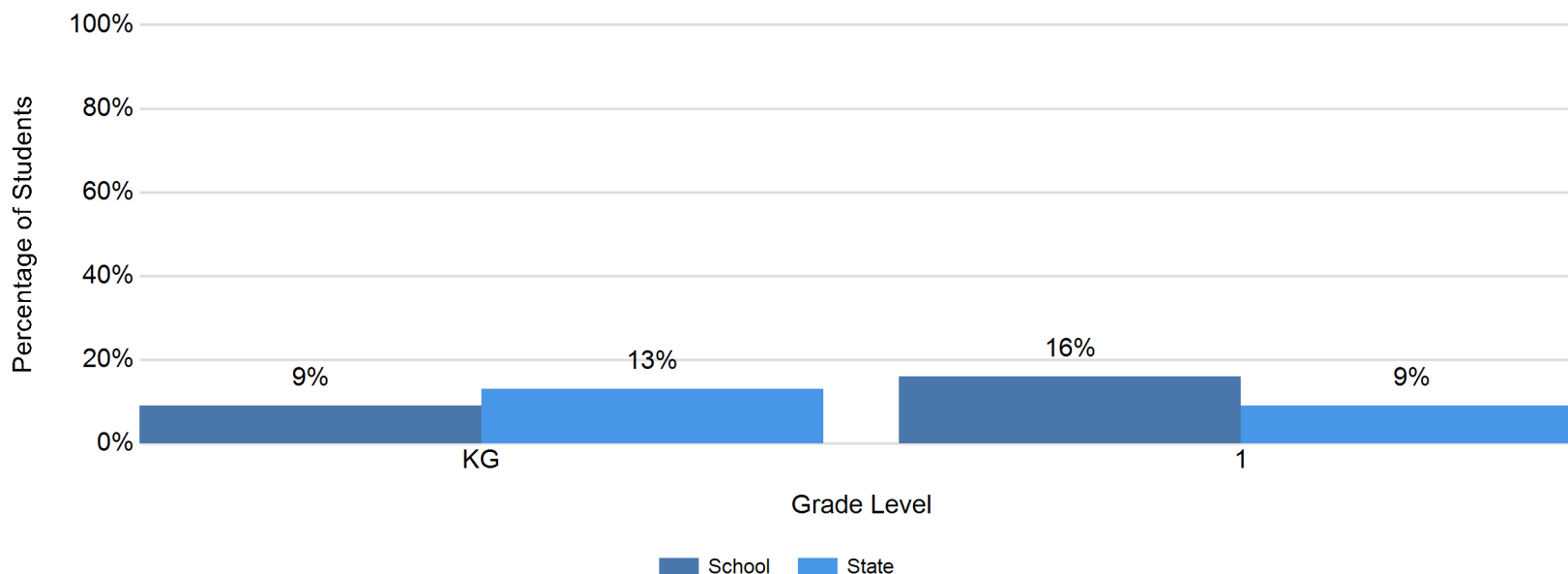
Report Key:

- * Data is not displayed in order to protect student privacy
- ** Accountability calculations require 20 or more students
- N** No Data is available to display
- † This indicates a table specific note, see note below table

Student absences provide important information about a school's culture and climate. Research shows that absences impact a student's ability to succeed in school. The New Jersey Department of Education used input from New Jersey communities to select chronic absenteeism as its measure of school quality and student success for the ESSA accountability plan. **Chronic absenteeism** is defined as being absent for 10% or more of the days enrolled during the school year. A student who is not present for any reason, whether excused, unexcused, or for disciplinary action, is considered absent unless permitted by state statute or regulations.

Chronic Absenteeism by Grade

This graph shows the percentage of students by grade level who were chronically absent during the school year.




PHILIP'S ACADEMY CHARTER SCHOOL OF PATERSON

(80-6106-997)

Grades Offered: KG-01

2017-2018

Report Key:

- * Data is not displayed in order to protect student privacy
- ** Accountability calculations require 20 or more students
- N** No Data is available to display
- † This indicates a table specific note, see note below table

The New Jersey Department of Education migrated to a new reporting system, the Student Safety Data System (SSDS), which includes improved definitions, new reporting fields, and updated guidance for reporting incidents. As such, comparing this year's report to previous years' data can lead to inaccurate conclusions in many reporting categories. As such, the 2017-18 report should be considered a baseline year.

Violence, Vandalism, HIB, and Substance Offenses

This table shows the number of incidents reported by type. A single incident may be counted under multiple incident types. The total unique incidents row provides an unduplicated count of incidents. The last row shows the rate of incidents for every 100 students enrolled.

Incident Type	Number of Incidents
Violence	0
Weapons	0
Vandalism	0
Substances	0
Harassment, Intimidation, Bullying (HIB)	0
Total Unique Incidents	0
Incidents Per 100 Students Enrolled	0.00

Police Notifications

This table shows, by incident type, the number of cases where an incident led to police notification.

Incident Type	Incidents Reported to Police
Violence	0
Weapons	0
Vandalism	0
Substances	0
Harassment, Intimidation, Bullying (HIB)	0
Other Incidents Leading to Removal	0


PHILIP'S ACADEMY CHARTER SCHOOL OF PATERSON

(80-6106-997)

Grades Offered: KG-01

2017-2018

Report Key:

* Data is not displayed in order to protect student privacy

** Accountability calculations require 20 or more students

N No Data is available to display

† This indicates a table specific note, see note below table

The New Jersey Department of Education migrated to a new reporting system, the Student Safety Data System (SSDS), which includes improved definitions, new reporting fields, and updated guidance for reporting incidents. As such, comparing this year's report to previous years' data can lead to inaccurate conclusions in many reporting categories. As such, the 2017-18 report should be considered a baseline year.

Harassment, Intimidation, and Bullying (HIB) Investigations

This table shows, by the nature of the incident, the number of alleged and confirmed Harassment, Intimidation, and Bullying (HIB) investigations. The nature of an incident is based on the protected categories listed below, and the nature of a single HIB investigation may include multiple categories. All confirmed incidents must have an identified nature.

HIB Nature (Protected Category)	HIB Alleged	HIB Confirmed	Total HIB Investigations
Race	0	0	0
Religion	0	0	0
Ancestry	0	0	0
Gender	0	0	0
Sexual Orientation	0	0	0
Disability	0	0	0
Other	0	0	0
No Identified Nature	0		0

Student Disciplinary Removals

The first table shows, by removal type, the number and percentage of students who received disciplinary removals during the school year. Removal types include students receiving one or more in-school suspensions, one or more out-of-school suspensions, one or more suspension of any type, removal to another school or other educational program, expulsion with no further educational services, or arrest. The second table shows the total number of days missed due to out-of-school suspension for all students during the school year.

Removal Type	Number of Students	Percent of Students
In-School Suspensions	0	0.0%
Out-of-School Suspensions	0	0.0%
Any Suspension	0	0.0%
Removal to other education program	0	0.0%
Expulsion	0	0.0%
Arrest	0	0.0%

School Days Missed due to Out-of-School Suspensions

0



PHILIP'S ACADEMY CHARTER SCHOOL OF PATERSON
 (80-6106-997)
 Grades Offered: KG-01
 2017-2018

Report Key:

- * Data is not displayed in order to protect student privacy
- ** Accountability calculations require 20 or more students
- N** No Data is available to display
- † This indicates a table specific note, see note below table

School Day

This table shows the start and end times and length of school day for a typical student at this school. Instructional time is the amount of time that a typical student was engaged in instructional activities under the supervision of a certified teacher. Full time students attend this school for more than half of the school day and shared-time students attend the school for half of the school day or less.

Category	School
Typical Start Time	8:15 AM
Typical End Time	3:30 PM
Length of School Day	7 Hrs 15 Mins
Full Time - Instructional Time	6 Hrs 0 Mins
Shared Time - Instructional Time	N

Per-Pupil Expenditures (District Level)

This table shows the total current expenses for regular and special education students taught within the district's schools. It includes expenditures for instruction, support services, administration, operations and maintenance, extra-curricular activities, and community service. More information about district and charter school spending can be found using districts' [User Friendly Budgets](#), or the NJDOE Finance [District Report Search](#) of the Comprehensive Annual Financial Reports (CAFRs) and Auditor's Management Reports (AMRs). NJDOE will be collecting school-level per-pupil expenditures data for the 2018-19 school year, and that data will be included in future reports.

Per-Pupil Expenditures	Federal	State/ Local	Total
District Total (2016-2017)	\$5,165	\$19,271	\$24,436



PHILIP'S ACADEMY CHARTER SCHOOL OF PATERSON
 (80-6106-997)
 Grades Offered: KG-01
 2017-2018

Report Key:

- * Data is not displayed in order to protect student privacy
- ** Accountability calculations require 20 or more students
- N** No Data is available to display
- † This indicates a table specific note, see note below table

Key terms for staff data:

Faculty: All classroom teachers and educational support services personnel (such as Librarians, Nurses, Counselors, and Child Study Team members)

Teachers: All classroom teachers

Administrators: Principals, assistant principals, supervisors, coordinators, directors, and other central-office administrators, as well as superintendents and other district-level administrators

Teachers – Experience

This table shows information about experience for teachers assigned to this school and across the state.

Category	Teachers in School	Teachers in State
Total Number of teachers	14	117,464
Average years experience in public schools	4.1	12.0
Average years experience in district	0.5	10.7
Teachers in district for 4 or more years	0.0%	75.5%

Administrators – Experience (District Level)

This table shows information about experience for administrators assigned to this district and across the state.

Category	Admin. in District	Admin. in State
Total Number of administrators	1	9,374
Average years experience in public schools	7.0	16.0
Average years experience in district	1.0	12.0
Administrators in district for 4 or more years	0.0%	76.2%

Student and Staff Ratios

This table shows ratios of students and staff members in the school and district. Ratios for librarians, nurses, counselors, and child study team members are only reported at the district level because many staff in these jobs are assigned only to the district and not to individual schools.

Ratio	School Ratio	District Ratio
Students to Teachers	10:1	10:1
Students to Administrators	138:1	138:1
Teachers to Administrators	14:1	14:1
Students to Librarians/Media Specialists		N
Students to Nurses		138:1
Students to Counselors		N
Students to Child Study Team		69:1



PHILIP'S ACADEMY CHARTER SCHOOL OF PATERSON
 (80-6106-997)
 Grades Offered: KG-01
 2017-2018

Report Key:

- * Data is not displayed in order to protect student privacy
- ** Accountability calculations require 20 or more students
- N** No Data is available to display
- † This indicates a table specific note, see note below table

Key terms for staff data:

Faculty: All classroom teachers and educational support services personnel (such as Librarians, Nurses, Counselors, and Child Study Team members)

Teachers: All classroom teachers

Administrators: Principals, assistant principals, supervisors, coordinators, directors, and other central-office administrators, as well as superintendents and other district-level administrators


Teachers and Administrators - Level of Education

This chart shows the highest level of education attained by the teachers and administrators. The Bachelor's category may include other degrees/certificates such as a Specialist's degree. Administrators are required to have a Master's degree or higher.

Bachelor's Degree



Master's Degree



Doctoral Degree



Teachers and Administrators - One-Year Retention (District Level)

This table shows the percentage of teachers and administrators assigned to this district in 2016-17 that were still assigned to this district in 2017-18. Staff who were not retained may have changed districts or no longer work for the state (including retirements).

Job Type	District	State
2016-17 Teachers: Same district 2017-18	100.0%	90.2%
2016-17 Administrators: Same district 2017-18	50.0%	86.2%

Faculty Attendance

This table shows the percentage of days that faculty members were present during the school year. Approved professional days, personal days, staff training days, bereavement days, jury duty, and absences due to extended illness are not counted against days present, and faculty members on long-term leave or disability are excluded from this calculation.

School Year	% Days Present
2017-18	97.8%



PHILIP'S ACADEMY CHARTER SCHOOL OF PATERSON
 (80-6106-997)
 Grades Offered: KG-01
 2017-2018

Report Key:

- * Data is not displayed in order to protect student privacy
- ** Accountability calculations require 20 or more students
- N** No Data is available to display
- † This indicates a table specific note, see note below table

Key terms for staff data:

Faculty: All classroom teachers and educational support services personnel (such as Librarians, Nurses, Counselors, and Child Study Team members)

Teachers: All classroom teachers

Administrators: Principals, assistant principals, supervisors, coordinators, directors, and other central-office administrators, as well as superintendents and other district-level administrators

Teachers and Administrators – Demographics

This table shows the percentage of teachers and administrators by gender and by racial and ethnic group.

Category	Teachers	Administrators
Female	92.9%	100.0%
Male	7.1%	0.0%
White	85.7%	100.0%
Hispanic	7.1%	0.0%
Black or African American	7.1%	0.0%
Asian	0.0%	0.0%
American Indian or Alaska Native	0.0%	0.0%
Native Hawaiian or Pacific Islander	0.0%	0.0%
Two or More Races	0.0%	0.0%



PHILIP'S ACADEMY CHARTER SCHOOL OF PATERSON
 (80-6106-997)
 Grades Offered: KG-01
 2017-2018

Report Key:

- * Data is not displayed in order to protect student privacy
- ** Accountability calculations require 20 or more students
- N** No Data is available to display
- † This indicates a table specific note, see note below table

School Narrative

This section allows schools and districts to share highlights, achievements, and other important information about programs, activities, and services that are offered in their own words. If there are questions about the information provided in the narrative section, please contact your school directly.



Mission, Vision,
Theme:

We believe love fuels everything. We believe every child has a spark of genius. We believe the right environment unleashes potential. We believe results matter. We believe we can always find a better way. Philip's Academy celebrates and supports every child and family through relationship building, individualized learning, and a commitment to environmental sustainability, global citizenship, and personal virtue.



PHILIP'S ACADEMY CHARTER SCHOOL OF PATERSON

(80-6106-997)

Grades Offered: KG-01

2017-2018

Report Key:

- * Data is not displayed in order to protect student privacy
- ** Accountability calculations require 20 or more students
- N** No Data is available to display
- † This indicates a table specific note, see note below table

School Narrative

This section allows schools and districts to share highlights, achievements, and other important information about programs, activities, and services that are offered in their own words. If there are questions about the information provided in the narrative section, please contact your school directly.



Courses, Curriculum, Instruction:

We serve a diverse student body through Teacher's College Reading and Writing Workshop, Fountas and Pinnell Phonics, and Eureka Math. We have partnered with Bank Street College to develop a culturally and developmentally appropriate Social Studies Curriculum. We use home grown hands approach on Science curriculum that is aligned to state standards. Students participate in music, drama, art, Physical Education, EcoSpaces food literacy, health and character education.



PHILIP'S ACADEMY CHARTER SCHOOL OF PATERSON

(80-6106-997)

Grades Offered: KG-01

2017-2018

Report Key:

- * Data is not displayed in order to protect student privacy
- ** Accountability calculations require 20 or more students
- N** No Data is available to display
- † This indicates a table specific note, see note below table

School Narrative

This section allows schools and districts to share highlights, achievements, and other important information about programs, activities, and services that are offered in their own words. If there are questions about the information provided in the narrative section, please contact your school directly.



Before and After
School Programs:

We offer before school care for a minimal charge for families; we also take 4Cs payments. In addition we offer a free after school program through After School All Stars (ASAS). ASAS is a national program that provides comprehensive after-school programming that keeps children safe and helps the success in school and life.



Staff and Professional
Learning:

Teachers participate in ongoing professional development throughout the entire calendar year: Teacher's College Reading and Writing Institutes, Mindfulness Workshop, Nurtured Heart Approach Training. In addition, teachers participate in Cultural Competency Training, weekly collaboration periods, and work with a math and literacy specialist throughout the school year.



PHILIP'S ACADEMY CHARTER SCHOOL OF PATERSON

(80-6106-997)

Grades Offered: KG-01




2017-2018

Report Key:

- * Data is not displayed in order to protect student privacy
- ** Accountability calculations require 20 or more students
- N** No Data is available to display
- † This indicates a table specific note, see note below table

School Narrative

This section allows schools and districts to share highlights, achievements, and other important information about programs, activities, and services that are offered in their own words. If there are questions about the information provided in the narrative section, please contact your school directly.

 <p>Student Supports and Services:</p>	<p>ELL - We have an ESL teacher on site. Students with Disabilities - We have one on one aides, dual certified teachers in special education and elementary education, a case manager and director of special education. We also have an RTI Specialist. Classroom teachers and specials teachers receive Professional Development in all of these areas.</p>
 <p>Student Health and Wellness:</p>	<p>Students receive health and character education once a week as well a physical education twice a week. Students have recess outdoors each day (weather permitting). Students eat breakfast after the bell and participate in our healthy lunch program which is inline with our EcoSpaces Education Curriculum.</p>
 <p>Parent and Community Involvement:</p>	<p>We have monthly Parent Organization meetings and Family Events at least once a quarter where students and families come together for some sort of programming (i.e. couponing for parents, movie night for kids, dinner for all). We also partner with local organizations to support our own families as well as others in the community (Eva's Village, Oasis, St. Paul's CDC).</p>





PHILIP'S ACADEMY CHARTER SCHOOL OF PATERSON
 (80-6106-997)
 Grades Offered: KG-01
 2017-2018

Report Key:

- * Data is not displayed in order to protect student privacy
- ** Accountability calculations require 20 or more students
- N** No Data is available to display
- † This indicates a table specific note, see note below table

School Narrative

This section allows schools and districts to share highlights, achievements, and other important information about programs, activities, and services that are offered in their own words. If there are questions about the information provided in the narrative section, please contact your school directly.

 <p>Climate Surveys:</p>	<p>Is a Climate Survey Used: Yes; Who is surveyed: Parents, Teachers</p> <p>We email out surveys to parents and teachers twice a year. School leaders review the data and make changes if and where necessary and share the data with the board and Philip's Education Partners leadership.</p>
 <p>Facilities:</p>	<p>The building does have air condition.</p>



PHILIP'S ACADEMY CHARTER SCHOOL OF PATERSON

(80-6106-997)

Grades Offered: KG-01

2017-2018

Report Key:

- * Data is not displayed in order to protect student privacy
- ** Accountability calculations require 20 or more students
- N** No Data is available to display
- † This indicates a table specific note, see note below table

School Narrative

This section allows schools and districts to share highlights, achievements, and other important information about programs, activities, and services that are offered in their own words. If there are questions about the information provided in the narrative section, please contact your school directly.



Other Information:

Our school day runs from 7:45 - 3:30. Students participate in developmentally and culturally appropriate curriculum throughout the school day that is aligned to state standards and students needs. Students have technology once a week which prepares them to be successful on devices. Our students participate in NWEA's Measure of Academic Progress twice a year which allows us to monitor students progress and assess their learning readiness. In addition, we use benchmark data which includes math performance tasks and Fountas and Pinnell Reading Assessments amongs other assessments such as sight word assessments.