



974.901
L853-1

C2


FORTY-EIGHTH ANNUAL REPORT

OF THE

DIVISION OF LOCAL GOVERNMENT SERVICES

1985

STATEMENTS OF FINANCIAL CONDITION OF COUNTIES AND MUNICIPALITIES



DECEMBER, 1986

STATE OF NEW JERSEY
Thomas H. Kean, *Governor*

DEPARTMENT OF COMMUNITY AFFAIRS
Leonard S. Coleman, Jr., *Commissioner*

**FORTY-EIGHTH ANNUAL REPORT
OF THE
DIVISION OF LOCAL GOVERNMENT SERVICES
1985**

**STATEMENTS OF FINANCIAL CONDITION
OF COUNTIES AND MUNICIPALITIES**



Prepared by
STATE OF NEW JERSEY
N.J. DEPARTMENT OF COMMUNITY AFFAIRS
DIVISION OF LOCAL GOVERNMENT SERVICES

STATE OF NEW JERSEY
Thomas H. Kean, *Governor*

DEPARTMENT OF COMMUNITY AFFAIRS
Leonard S. Coleman, Jr., *Commissioner*

DIVISION OF LOCAL GOVERNMENT SERVICES
Barry Skokowski, *Director*



THOMAS H. KEAN
GOVERNOR

STATE OF NEW JERSEY
DEPARTMENT OF COMMUNITY AFFAIRS

363 WEST STATE STREET
CN 800
TRENTON, N. J. 08625-0800

LEONARD S. COLEMAN, JR.
COMMISSIONER

TO: THE HONORABLE THOMAS H. KEAN
GOVERNOR

MEMBERS - NEW JERSEY LEGISLATURE

FROM: LEONARD S. COLEMAN, JR., COMMISSIONER
DEPARTMENT OF COMMUNITY AFFAIRS

I am pleased to transmit the Forty-eighth Annual Report of the Division of Local Government Services.

In accordance with New Jersey statute, the report includes comparative financial statistics of all municipalities and counties in the State. The statistics are tabulated to highlight the cost of government, the costs of principal services, the amount of debt incurred and other pertinent data.

FOREWORD

This report, the forty-eighth in a series which has been published consecutively since 1938, closely parallels all preceding annual reports.

The fourteenth year of the General Revenue Sharing Program enacted in 1972 is included in the body of the report. Revenue Sharing budgeted receipts are indicated separately as revenue realized, and expenditures from these receipts are incorporated into the regular expenditures listings.

Information pertinent to the form of government and the number of members on the governing body is exhibited on each local unit page. Definitional information relative to statutory forms of government appears towards the end of the report. Similarly, a tabulation is provided listing the different types of governmental forms by county units.

As in prior years, care has been taken to preserve the comparability of data and to present, in convenient form, current financial and other statistics of the 588 local units of New Jersey government without diminishing the value of these reports as a historical series. The availability of current statistics of local finance has been of increasingly significant value to federal, state and local government officials, research groups, students of local finance and investors in municipal and school bond markets.

The financial statistics contained in this report have been assembled from financial statements prepared by the chief financial officer of the local unit. Computer checks applied to this data and our studies conclude that these statements are adequate for reporting purposes.

In addition to the municipal and county financial data, there are a number of special tables comparing revenues and expenditures, debt trends and equalized tax rates over the current decade. Also, tables listing each unit in descending population order and another describing municipally operated utilities are provided.

A glossary providing essential information for the proper use of specific data is presented at the end of the report to assist those who may be unfamiliar with municipal finance and its terminology.

STATE OF NEW JERSEY
Thomas H. Kean, Governor

DEPARTMENT OF COMMUNITY AFFAIRS
Leonard S. Coleman, Jr., Commissioner

DIVISION OF LOCAL GOVERNMENT SERVICES
Barry Skokowski, Director
Carmine E. Capone, Deputy Director
Richard F. Turner, First Assistant Director
Howard Izes, Assistant Director

MEMBERS OF THE LOCAL FINANCE BOARD

Barry Skokowski, Chairman
Susan L. Nickolopoulos, Vice Chairperson
Sheldon Blum
Arthur J. Gelnaw
Robert H. Grasmere
Stanley D. Iacono
Kyle Keiderling
Robert C. Miller
Harry L. Mansmann, Executive Secretary

ACKNOWLEDGEMENTS

The forty-eighth edition of this Annual Report was prepared by the Division's Research and Analysis Bureau. Grateful acknowledgment is extended to the following staff members: David S. Grimm, who coordinated the Report's preparation, provided overall support and supervised the data compilation; Mary Roberts, Helen C. Forchi, for data compilation and verification; and Anthony C. Celentano, who originated the computer programs that structured the data necessary for generating the municipal and county sheets.

Acknowledgment is also extended to those employees of the Division of Local Government Services for their cooperation in providing ready access to source documents and rendering technical assistance.

Additionally, a debt of gratitude is owed to the Division of Taxation in the Department of Treasury and to the Office of Business Economics in the Department of Labor for providing us with valuation and population data used in this Report. We are also grateful to the Department of Transportation for allowing us the use of their computers.

General Obligation Bond Ratings for New Jersey municipalities were obtained from: Standard & Poor's Bond Guide, July 1986, Standard & Poor's Corp. N.Y., N.Y., and Moody's Bond Record, July 1986, Moody's Investors Service, N.Y., N.Y..

STATEWIDE TOTALS FOR 1985

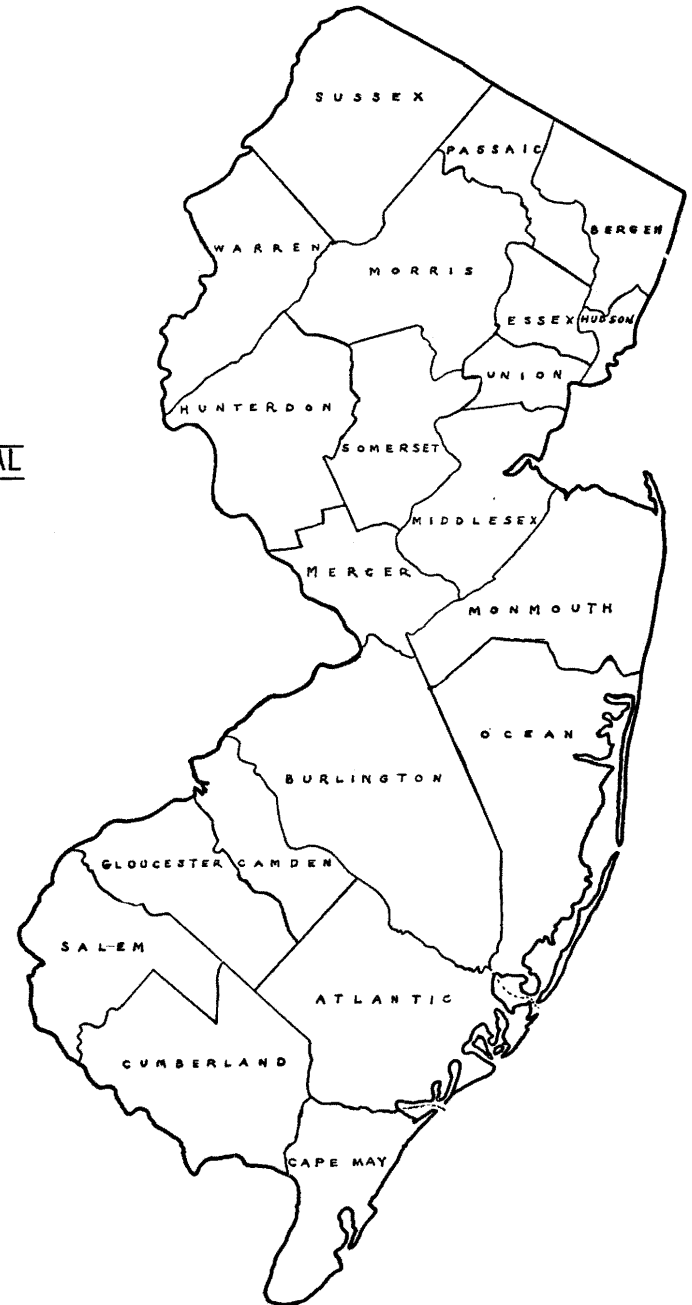
| | |
|---------------------------------|-------------------|
| Population, 1980 Revised | 7,364,823 |
| Population, 1985 (Provisional) | 7,562,482 |
| Land Area (Square Miles) | 7,487.32 |
| Net Valuation Taxable-Municipal | \$163,500,088,486 |
| Net Valuation Taxable-County | 224,464,382,094 |
| State Equalized Valuation | 241,551,060,977 |
| Tax Levy | 5,582,390,989 |

TYPES OF LOCAL GOVERNMENT UNITS IN NEW JERSEY

COUNTIES (21)

MUNICIPALITIES (567)

| COUNTY | BOROUGH | TOWNSHIP | CITY | TOWN | VILLAGE | TOTAL |
|------------|---------|----------|------|------|---------|-------|
| Atlantic | 3 | 6 | 13 | 1 | 0 | 23 |
| Bergen | 56 | 9 | 3 | 0 | 2 | 70 |
| Burlington | 6 | 31 | 3 | 0 | 0 | 40 |
| Camden | 27 | 8 | 2 | 0 | 0 | 37 |
| Cape May | 7 | 4 | 5 | 0 | 0 | 16 |
| Cumberland | 1 | 10 | 3 | 0 | 0 | 14 |
| Essex | 1 | 19 | 2 | 0 | 0 | 22 |
| Gloucester | 10 | 13 | 1 | 0 | 0 | 24 |
| Hudson | 1 | 2 | 4 | 5 | 0 | 12 |
| Hunterdon | 10 | 14 | 1 | 1 | 0 | 26 |
| Mercer | 4 | 8 | 1 | 0 | 0 | 13 |
| Middlesex | 12 | 10 | 3 | 0 | 0 | 25 |
| Monmouth | 35 | 15 | 2 | 0 | 1 | 53 |
| Morris | 16 | 20 | 0 | 3 | 0 | 39 |
| Ocean | 19 | 14 | 0 | 0 | 0 | 33 |
| Passaic | 10 | 3 | 3 | 0 | 0 | 16 |
| Salem | 3 | 11 | 1 | 0 | 0 | 15 |
| Somerset | 12 | 9 | 0 | 0 | 0 | 21 |
| Sussex | 8 | 15 | 0 | 1 | 0 | 24 |
| Union | 7 | 8 | 5 | 1 | 0 | 21 |
| Warren | 2 | 18 | 0 | 3 | 0 | 23 |
| Total | 250 | 247 | 52 | 15 | 3 | 567 |



0100

Population 1980 194,119

Population 1985 205,124

S & P Rating

Moody Rating A1

Land Area 566.97 Sq. Miles 7,422,493,204

Net Valuation Taxable

6,234,411,254

Net Valuation on Which County Taxes

are apportioned:

ATLANTIC COUNTY - Class 5**Form of Government:****County Exec. Plan - (O.C.C.L. - 1972)****Number of Freeholders on Board - 9****PER CAPITA:**

Gross Debt 325.32

Net Debt 294.39

Debt Service 38.78

Total Tax Levy 226.41

County Functions: 329.04

PER CENT:

Gross Debt .72

Net Debt .66

| EXPENDITURES | | EXPENDITURES (cont'd.) | | REVENUES REALIZED | |
|--|--------------|--|-------------------|--|---------------|
| GENERAL GOVERNMENT | | EDUCATION (excluding schools) | | Property Taxes | |
| Governing Body and Public Boards | 455,596.44 | County Superintendent of Schools | 156,971.00 | | 46,441,283.32 |
| County Clerk | 994,863.00 | Vocational Schools | 2,985,650.00 | Financial Business Tax | |
| Financial Administration | 638,264.00 | County College | 3,337,225.00 | Franchise Tax | |
| Board of Taxation | 79,825.00 | County Extension Services | 225,148.00 | Bank Corp. Tax | |
| Planning, Housing, Development | 557,784.50 | Libraries | | Other Miscellaneous Taxes | |
| Human Resources | 1,731,476.45 | Other Educational Services | 2,709,760.02 | State Aid Revenues | 9,041,504.04 |
| Elections | 616,114.00 | STATUTORY EXPENDITURES | | Federal Aid Revenues | 5,860.00 |
| General Administration | 9,291,226.94 | Pensions and F.I.C.A. | 3,493,022.33 | State and Local Fiscal Assistance Act Utilized | 1,972,966.45 |
| JUDICIARY | | Employee Fringe Benefits | 1,886,550.00 | Institutional Revenues | 2,705,991.97 |
| Superior Court-Law Division | 2,076,898.00 | Other Statutory Expenditures | 150,000.00 | Courts | 237,542.02 |
| County Courts | 50,994.71 | Ceta & Other Public Employment Programs | | County Clerk & Register | 1,831,265.36 |
| County District Courts | | COUNTY FUNCTIONS TOTAL | 59,466,729.86 | Surrogate | 108,405.13 |
| Juvenile and Domestic Relations Courts | | CAPITAL IMPROVEMENTS *MEMO | 530,000.00 | Sheriff | 256,401.39 |
| Jury Commission and Jurors' Fees | 171,952.00 | DEBT SERVICE | | Other Miscellaneous Revenues | 4,191,254.72 |
| Law Library | | Principal Payments | 2,615,000.00 | Other Revenues, Revenue Sharing, Tax Effort | |
| Prosecutor's Office | 3,035,933.00 | Interest Payments | 5,339,163.35 | TOTAL | 66,792,474.40 |
| Surrogate's Office | 174,540.00 | DEFERRED CHARGES | 73,380.50 | Prior Years Surplus Appropriated | 3,000,000.00 |
| Probation Office | 1,001,798.00 | RESERVE FOR UNCOLLECTED TAXES | | REVENUES TOTAL | 69,792,474.40 |
| County Clerk (Judicial Functions) | 338,869.00 | EXPENDITURES TOTAL | 67,494,273.71 | CURRENT FINANCES DECEMBER 31, | |
| Sheriff's Office (Judicial Functions) | | | | ASSETS | |
| Other Judicial | | CAPITAL DEBT AUTHORIZED, DECEMBER 31, | | Cash Dec. 31, | 12,707,236.85 |
| PUBLIC SAFETY | | ISSUED AND UNISSUED | GROSS DEBT | Taxes Receivable | 1,106,953.20 |
| County Police | 123,499.50 | School | | Emergencies and Other Deferred Charges | |
| Sheriff's Office | 2,194,260.00 | Self-liquidating | | State Aid Receivable | 2,104,253.85 |
| Civil Defense and Disaster Control | 85,824.00 | Other | 66,731,077 | Other Receivable | 15,918,443.90 |
| Environmental Inspection and Control | | Total | 66,731,077 | TOTAL | |
| Weights and Measures | | | | LIABILITIES RESERVES, AND SURPLUS | |
| Correctional and Penal | 2,905,732.00 | ISSUED AND OUTSTANDING | | Cash Liabilities | 7,434,485.72 |
| Other Public Safety | | School | | Reserves For Receivables | 3,211,207.05 |
| PUBLIC WORKS | | Self-liquidating | | Surplus Dec. 31, | 5,272,751.13 |
| Roads and Bridges, Streets, Drainage | | Other | | TOTAL | 15,918,443.90 |
| State Aid Motor Vehicle Fund | | Total | 61,497,000.00 | | |
| County Funds | 1,628,466.45 | Equalized Valuation Basis | | | |
| Other Roads and Bridges | | for Net Debt Computation | 9,207,578,397.00 | | |
| Public Buildings and Grounds | 714,020.00 | CAPITAL OUTLAY TOTAL | 6,187,629.38 | | |
| Other Public Works | 1,175,261.00 | | | | |
| HEALTH AND WELFARE | | | | | |
| County Health Department | | Public Enterprises | | | |
| Mental Health Activities | 3,472,100.00 | Recreation—Culture | | | |
| Tubercular Patient Care | | Public Works | 1,340,364.72 | | |
| County Hospitals, Homes | 17,861.00 | Buildings and Grounds | 4,147,871.71 | | |
| County Aid to Hospitals | | Library and Education | 699,392.95 | | |
| Health Clinics | | Conservation | | | |
| Mosquito Extermination | | All Other | | | |
| Health Services Except Environmental | 4,578,772.00 | | | | |
| County Welfare Board | 5,464,406.00 | | | | |
| Child Welfare | 10,170.00 | | | | |
| Other Welfare Services | 342,000.00 | | | | |
| RECREATION AND CONSERVATION | | | | | |
| Parks, Playgrounds, Shade Trees | 448,319.00 | | | | |
| Land Reclamation and Conservation | 95,577.52 | | | | |
| Other Recreational Services | | | | | |

COUNTY Atlantic

COUNTY SEAT Mays Landing

Form of Government:* Board of Chosen Freeholders 9 Members

Number of Constituent Municipalities 23

Population Census 1980 194,119

Population Estimated 1985 205,124

Land Area — Square Miles 566.97

Net Valuation on which County Taxes are Apportioned \$7,422,493,204

Tax Rate per \$100 \$.626

Tax Levy \$46,441,283.32

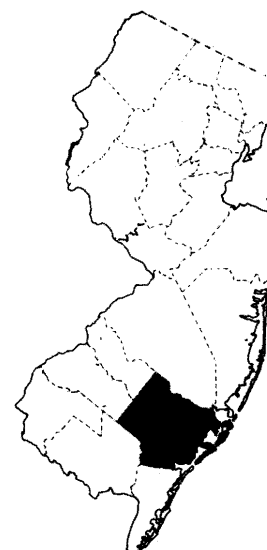
Distribution of Ratables:

| Class | Line Items | Assessed Valuation | % of Valuation |
|--------------|----------------|----------------------|----------------|
| Vacant Land | 42,773 | 825,799,910 | 9.20 |
| Residential | 67,391 | 3,615,960,020 | 40.30 |
| Farm | 2,538 | 41,469,336 | .46 |
| Commercial | 5,481 | 4,135,971,025 | 46.09 |
| Industrial | 145 | 69,334,165 | .78 |
| Apartments | 509 | 284,310,505 | 3.17 |
| TOTAL | 118,837 | 8,972,844,961 | 100.00 |

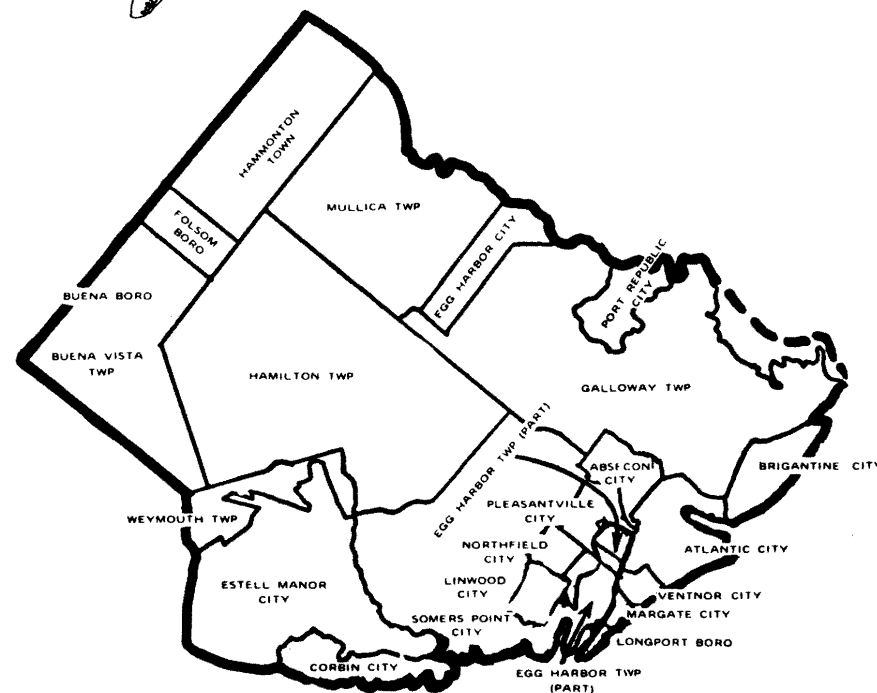
Bond Ratings:

Moody's A1

Standard & Poor's _____



ATLANTIC COUNTY



*County Executive Plan — Optional County Charter Law-1972

0200

Population 1980 845,385

Population 1985 841,277

S & P Rating

Moody Rating AAA

Land Area 234.57 Sq. Miles 35,763,891,686

Net Valuation Taxable

23,812,728,406

Net Valuation on Which County Taxes
are apportioned:**BERGEN COUNTY - Class 1****Form of Government:****Board of Chosen Freeholders****Number of Freeholders on Board - 9****PER CAPITA:**

Gross Debt 231.13

Net Debt 228.04

Debt Service 29.08

Total Tax Levy 166.19

County Functions: 269.05

PER CENT:

Gross Debt .55

Net Debt .54

| EXPENDITURES | | EXPENDITURES (cont'd.) | | REVENUES REALIZED | |
|--|---------------|--|-------------------|--|----------------|
| GENERAL GOVERNMENT | | EDUCATION (excluding schools) | | Property Taxes | |
| Governing Body and Public Boards | 1,071,894.00 | County Superintendent of Schools | 192,859.00 | | 139,815,114.79 |
| County Clerk | 1,300,883.00 | Vocational Schools | 9,688,500.00 | Financial Business Tax | |
| Financial Administration | 1,021,195.00 | County College | 9,009,000.00 | Franchise Tax | 24,048.34 |
| Board of Taxation | 281,805.00 | County Extension Services | 71,892.00 | Bank Corp. Tax | |
| Planning, Housing, Development | 395,812.55 | Libraries | | Other Miscellaneous Taxes | 625,662.74 |
| Human Resources | 5,355,598.00 | Other Educational Services | 2,653,773.00 | State Aid Revenues | 8,268,069.02 |
| Elections | 2,000,129.00 | STATUTORY EXPENDITURES | | Federal Aid Revenues | 4,053,377.00 |
| General Administration | 20,107,270.60 | Pensions and F.I.C.A. | 11,527,000.00 | State and Local Fiscal Assistance Act Utilized | 4,131,533.58 |
| JUDICIARY | | Employee Fringe Benefits | 4,119,600.00 | Institutional Revenues | 1,727,593.93 |
| Superior Court-Law Division | | Other Statutory Expenditures | 100,000.00 | Courts | 750,140.35 |
| County Courts | 2,912,672.00 | Ceta & Other Public Employment Programs | | County Clerk & Register | 1,678,015.69 |
| County District Courts | 1,399,103.00 | COUNTY FUNCTIONS TOTAL | 198,611,184.96 | Surrogate | 371,711.47 |
| Juvenile and Domestic Relations Courts | 482,229.00 | CAPITAL IMPROVEMENTS *MEMO | 1,100,000.00 | Sheriff | 639,449.10 |
| Jury Commission and Jurors' Fees | 374,007.00 | DEBT SERVICE | | Other Miscellaneous Revenues | 69,677,984.85 |
| Law Library | 97,180.00 | Principal Payments | 13,190,000.00 | Other Revenues, Revenue Sharing, Tax Effort | |
| Prosecutor's Office | 4,802,113.00 | Interest Payments | 11,276,980.30 | TOTAL | 231,762,700.86 |
| Surrogate's Office | 492,377.00 | DEFERRED CHARGES | 3,270,214.24 | Prior Years Surplus Appropriated | 3,755,378.25 |
| Probation Office | 3,359,115.00 | RESERVE FOR UNCOLLECTED TAXES | | REVENUES TOTAL | 235,518,079.11 |
| County Clerk (Judicial Functions) | | EXPENDITURES TOTAL | 226,348,379.50 | CURRENT FINANCES DECEMBER 31, | |
| Sheriff's Office (Judicial Functions) | | | | ASSETS | |
| Other Judicial | | CAPITAL DEBT AUTHORIZED, DECEMBER 31, | | Cash Dec. 31, | 35,087,627.95 |
| PUBLIC SAFETY | | ISSUED AND UNISSUED | GROSS DEBT | Taxes Receivable | |
| County Police | 4,554,006.43 | School | | Emergencies and Other Deferred Charges | 112,776.69 |
| Sheriff's Office | 3,775,064.00 | Self-liquidating | | State Aid Receivable | 5,078,782.67 |
| Civil Defense and Disaster Control | | Other | 194,442,399 | Other Receivable | 546,625.74 |
| Environmental Inspection and Control | 14,090.00 | Total | 194,442,399 | TOTAL | 40,825,813.05 |
| Weights and Measures | 220,652.00 | | | LIABILITIES RESERVES, AND SURPLUS | |
| Correctional and Penal | 6,634,379.00 | ISSUED AND OUTSTANDING | | Cash Liabilities | 25,853,903.90 |
| Other Public Safety | | School | | Reserves For Receivables | 546,625.74 |
| PUBLIC WORKS | | Self-liquidating | | Surplus Dec. 31, | 14,425,283.41 |
| Roads and Bridges, Streets, Drainage | | Other | | TOTAL | 40,825,813.05 |
| State Aid Motor Vehicle Fund | 27,000.00 | Total | 165,272,000.00 | | |
| County Funds | 3,455,020.00 | Equalized Valuation Basis | | | |
| Other Roads and Bridges | | for Net Debt Computation | 35,216,127,732.33 | | |
| Public Buildings and Grounds | | CAPITAL OUTLAY TOTAL | 27,250,391.75 | | |
| Other Public Works | | Public Enterprises | | | |
| HEALTH AND WELFARE | | Recreation—Culture | 1,090,137.09 | | |
| County Health Department | 1,646,143.00 | Public Works | 11,695,965.80 | | |
| Mental Health Activities | 12,395,577.58 | Buildings and Grounds | 8,229,453.52 | | |
| Tubercular Patient Care | 19,005.00 | Library and Education | 6,234,835.34 | | |
| County Hospitals, Homes | 63,267,070.00 | Conservation | | | |
| County Aid to Hospitals | | All Other | | | |
| Health Clinics | 33,500.00 | | | | |
| Mosquito Extermination | 1,015,323.00 | | | | |
| Health Services Except Environmental | 3,510,211.00 | | | | |
| County Welfare Board | 5,832,086.80 | | | | |
| Child Welfare | 215,958.00 | | | | |
| Other Welfare Services | 587,200.00 | | | | |
| RECREATION AND CONSERVATION | | | | | |
| Parks, Playgrounds, Shade Trees | 3,441,417.00 | | | | |
| Land Reclamation and Conservation | | | | | |
| Other Recreational Services | 139,475.00 | | | | |

COUNTY Bergen

COUNTY SEAT Hackensack City

Form of Government: Board of Chosen Freeholders 9 Members

Number of Constituent Municipalities 70

Population Census 1980 845,385

Population Estimated 1985 841,277

Land Area — Square Miles 234.57

Net Valuation on which County Taxes are Apportioned \$35,763,891,686

Tax Rate per \$100 \$.391

Tax Levy \$139,815,114.79

Distribution of Ratables:

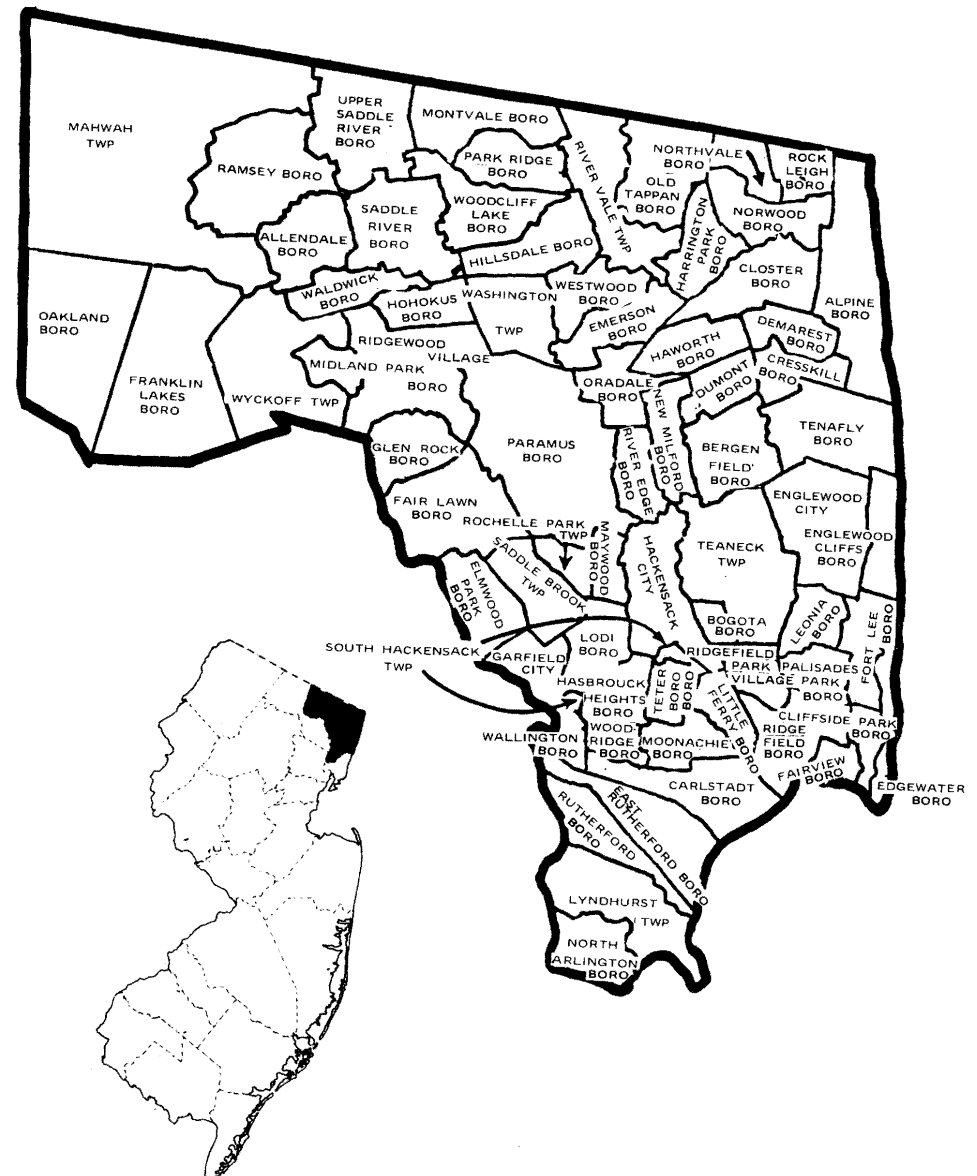
| Class | Line Items | Assessed Valuation | % of Valuation |
|--------------|----------------|-----------------------|----------------|
| Vacant Land | 11,502 | 524,828,268 | 2.22 |
| Residential | 216,394 | 16,396,363,353 | 69.44 |
| Farm | 304 | 17,188,220 | .08 |
| Commercial | 10,450 | 3,266,350,770 | 13.83 |
| Industrial | 2,942 | 2,191,338,152 | 9.28 |
| Apartments | 1,604 | 1,216,220,441 | 5.15 |
| TOTAL | 243,196 | 23,612,289,204 | 100.00 |

Bond Ratings:

Moody's AAA

Standard & Poor's

BERGEN COUNTY



0300

Population 1980 362,542 Net Valuation Taxable
 Population 1985 380,033 7,067,432,306
 S & P Rating AA Net Valuation on Which County Taxes
 Moody Rating AA are apportioned:
 Land Area 817.64 Sq. Miles 8,175,936,892

BURLINGTON COUNTY – Class 2
Form of Government:
Board of Chosen Freeholders
Number of Freeholders on Board – 5

PER CAPITA: 299.98 PER CENT: 1.46
 Gross Debt 272.25 Gross Debt 1.32
 Net Debt 23.13
 Debt Service 128.06
 Total Tax Levy 194.12
 County Functions:

| EXPENDITURES | | EXPENDITURES (cont'd.) | | REVENUES REALIZED | |
|--|--------------|--|------------------|--|---------------|
| GENERAL GOVERNMENT | | EDUCATION (excluding schools) | | Property Taxes | |
| Governing Body and Public Boards | 596,842.00 | County Superintendent of Schools | 147,883.00 | | 48,672,713.77 |
| County Clerk | 555,503.00 | Vocational Schools | 4,268,424.00 | Financial Business Tax | |
| Financial Administration | 1,080,947.00 | County College | 5,528,612.00 | Franchise Tax | |
| Board of Taxation | 103,954.00 | County Extension Services | 135,722.00 | Bank Corp. Tax | |
| Planning, Housing, Development | | Libraries | | Other Miscellaneous Taxes | |
| Human Resources | 2,108,395.00 | Other Educational Services | 3,686,287.00 | State Aid Revenues | 6,637,236.64 |
| Elections | 719,699.00 | STATUTORY EXPENDITURES | | Federal Aid Revenues | 2,458,498.97 |
| General Administration | 2,358,181.00 | Pensions and F.I.C.A. | 3,680,531.75 | State and Local Fiscal Assistance Act Utilized | 2,853,665.89 |
| JUDICIARY | | Employee Fringe Benefits | 2,069,940.00 | Institutional Revenues | 3,468,006.53 |
| Superior Court-Law Division | 970,071.00 | Other Statutory Expenditures | 150,000.00 | Courts | 225,016.37 |
| County Courts | 27,420.00 | Ceta & Other Public Employment Programs | | County Clerk & Register | 1,825,890.28 |
| County District Courts | | COUNTY FUNCTIONS TOTAL | 64,897,882.75 | Surrogate | 119,654.99 |
| Juvenile and Domestic Relations Courts | | CAPITAL IMPROVEMENTS *MEMO | 600,000.00 | Sheriff | 232,094.24 |
| Jury Commission and Jurors' Fees | 119,172.00 | DEBT SERVICE | | Other Miscellaneous Revenues | 6,866,072.21 |
| Law Library | 22,000.00 | Principal Payments | 3,280,000.00 | Other Revenues, Revenue Sharing, Tax Effort | |
| Prosecutor's Office | 2,025,934.00 | Interest Payments | 5,512,363.47 | TOTAL | 73,358,849.89 |
| Surrogate's Office | 149,401.00 | DEFERRED CHARGES | 93,360.66 | Prior Years Surplus Appropriated | 5,293,324.00 |
| Probation Office | 2,574,964.00 | RESERVE FOR UNCOLLECTED TAXES | | REVENUES TOTAL | 78,652,173.89 |
| County Clerk (Judicial Functions) | 345,540.00 | EXPENDITURES TOTAL | 73,783,606.88 | CURRENT FINANCES DECEMBER 31, | |
| Sheriff's Office (Judicial Functions) | 218,545.00 | | | ASSETS | |
| Other Judicial | | | | Cash Dec. 31, | 14,600,623.32 |
| PUBLIC SAFETY | | CAPITAL DEBT AUTHORIZED, DECEMBER 31, | | Taxes Receivable | |
| County Police | 154,596.00 | ISSUED AND UNISSUED GROSS DEBT | NET DEBT | Emergencies and Other Deferred Charges | |
| Sheriff's Office | 670,638.00 | School | | State Aid Receivable | |
| Civil Defense and Disaster Control | 1,644,555.00 | Self-liquidating | | Other Receivable | 4,789,662.78 |
| Environmental Inspection and Control | 65,000.00 | Other | 114,017,059 | TOTAL | 19,390,286.10 |
| Weights and Measures | 79,584.00 | Total | 114,017,059 | LIABILITIES RESERVES, AND SURPLUS | |
| Correctional and Penal | 3,760,863.00 | | | Cash Liabilities | 11,656,135.99 |
| Other Public Safety | 107,219.00 | | | Reserves For Receivables | 1,066,411.90 |
| PUBLIC WORKS | | ISSUED AND OUTSTANDING | | Surplus Dec. 31, | 6,667,738.21 |
| Roads and Bridges, Streets, Drainage | | School | | TOTAL | 19,390,286.10 |
| State Aid Motor Vehicle Fund | | Self-liquidating | | | |
| County Funds | 3,690,937.00 | Other | 78,805,000.00 | | |
| Other Roads and Bridges | | Total | 78,805,000.00 | | |
| Public Buildings and Grounds | 2,383,992.00 | Equalized Valuation Basis | | | |
| Other Public Works | | for Net Debt Computation | 7,822,150,272.00 | | |
| HEALTH AND WELFARE | | CAPITAL OUTLAY TOTAL | 22,439,678.33 | | |
| County Health Department | 1,582,211.00 | Public Enterprises | | | |
| Mental Health Activities | 3,670,955.00 | Recreation—Culture | | | |
| Tubercular Patient Care | | Public Works | 1,614,827.01 | | |
| County Hospitals, Homes | 2,853,665.89 | Buildings and Grounds | 20,676,672.86 | | |
| County Aid to Hospitals | 20,000.00 | Library and Education | 148,178.46 | | |
| Health Clinics | 20,600.00 | Conservation | | | |
| Mosquito Extermination | 675,850.00 | All Other | | | |
| Health Services Except Environmental | 1,633,037.00 | | | | |
| County Welfare Board | 4,365,509.00 | | | | |
| Child Welfare | 100,425.00 | | | | |
| Other Welfare Services | 3,668,918.11 | | | | |
| RECREATION AND CONSERVATION | | | | | |
| Parks, Playgrounds, Shade Trees | 36,360.00 | | | | |
| Land Reclamation and Conservation | 9,000.00 | | | | |
| Other Recreational Services | | | | | |

COUNTY Burlington

COUNTY SEAT Mount Holly Township

Form of Government: Board of Chosen Freeholders 5 Members

Number of Constituent Municipalities 40

Population Census 1980 362,542

Population Estimated 1985 380,083

Land Area - Square Miles 817.64

Net Valuation on which County Taxes are Apportioned \$8,175,936,892

Tax Rate per \$100 \$.595

Tax Levy \$48,672,713.77

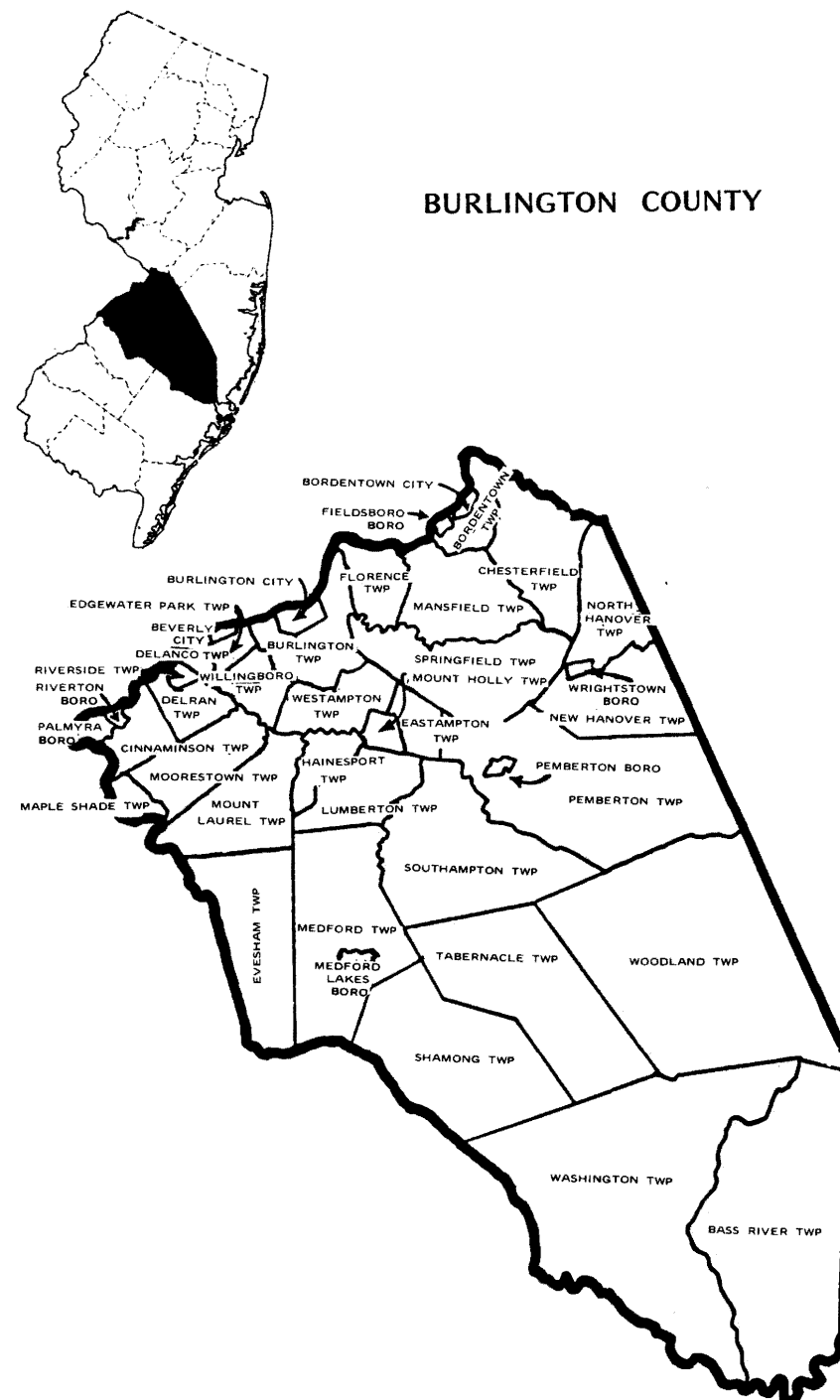
Distribution of Ratables:

| Class | Line Items | Assessed Valuation | % of Valuation |
|--------------|----------------|----------------------|----------------|
| Vacant Land | 21,496 | 252,085,084 | 3.62 |
| Residential | 94,659 | 5,059,032,342 | 72.63 |
| Farm | 5,550 | 154,161,710 | 2.22 |
| Commercial | 4,179 | 939,879,284 | 13.49 |
| Industrial | 551 | 345,057,714 | 4.95 |
| Apartments | 349 | 214,881,880 | 3.09 |
| TOTAL | 126,784 | 6,965,098,014 | 100.00 |

Bond Ratings:

Moody's AA

Standard & Poor's AA



0400
 Population 1980 471,650
 Population 1985 488,080
 S & P Rating BBB
 Moody Rating AAA
 Land Area 222.01 Sq. Miles 9,464,587,060

Net Valuation Taxable
 6,180,026,569
 Net Valuation on Which County Taxes
 are apportioned:

CAMDEN COUNTY – Class 2
Form of Government:
Board of Chosen Freeholders
Number of Freeholders on Board – 7

PER CAPITA:
 Gross Debt 272.83
 Net Debt 267.29
 Debt Service 36.04
 Total Tax Levy 222.97
 County Functions: 339.71

PER CENT:
 Gross Debt 1.47
 Net Debt 1.44

| EXPENDITURES | | EXPENDITURES (cont'd.) | | REVENUES REALIZED | |
|--|---------------|--|------------------|--|----------------|
| GENERAL GOVERNMENT | | EDUCATION (excluding schools) | | Property Taxes | |
| Governing Body and Public Boards | 1,175,717.00 | County Superintendent of Schools | 103,761.00 | | 108,827,062.00 |
| County Clerk | 1,225,643.00 | Vocational Schools | 5,826,627.00 | Financial Business Tax | |
| Financial Administration | 1,197,232.00 | County College | 5,137,554.00 | Franchise Tax | |
| Board of Taxation | 126,700.00 | County Extension Services | 243,286.00 | Bank Corp. Tax | |
| Planning, Housing, Development | 195,851.00 | Libraries | | Other Miscellaneous Taxes | |
| Human Resources | 4,154,995.21 | Other Educational Services | 4,221,484.03 | State Aid Revenues | 9,437,157.21 |
| Elections | 1,081,059.00 | STATUTORY EXPENDITURES | | Federal Aid Revenues | 4,109,007.03 |
| General Administration | 15,644,036.14 | Pensions and F.I.C.A. | 8,137,348.84 | State and Local Fiscal Assistance Act Utilized | 8,131,016.13 |
| JUDICIARY | | Employee Fringe Benefits | 6,613,085.13 | Institutional Revenues | 6,160,037.97 |
| Superior Court-Law Division | 1,000,479.00 | Other Statutory Expenditures | 535,000.00 | Courts | 277,505.01 |
| County Courts | 5,338,760.00 | Ceto & Other Public Employment Programs | | County Clerk & Register | 2,000,620.05 |
| County District Courts | 655,137.00 | COUNTY FUNCTIONS TOTAL | 148,113,168.35 | Surrogate | 144,586.71 |
| Juvenile and Domestic Relations Courts | | CAPITAL IMPROVEMENTS *MEMO | 290,000.00 | Sheriff | 580,379.44 |
| Jury Commission and Jurors' Fees | 341,071.00 | DEBT SERVICE | | Other Miscellaneous Revenues | 19,983,422.24 |
| Law Library | 18,000.00 | Principal Payments | 6,730,000.00 | Other Revenues, Revenue Sharing, Tax Effort | |
| Prosecutor's Office | 4,768,372.00 | Interest Payments | 10,862,046.75 | TOTAL | 159,650,793.79 |
| Surrogate's Office | 320,748.00 | DEFERRED CHARGES | 100,983.31 | Prior Years Surplus Appropriated | 7,598,808.00 |
| Probation Office | 4,011,516.00 | RESERVE FOR UNCOLLECTED TAXES | | REVENUES TOTAL | 167,249,601.79 |
| County Clerk (Judicial Functions) | 1,169,817.00 | EXPENDITURES TOTAL | 165,806,198.41 | CURRENT FINANCES DECEMBER 31, | |
| Sheriff's Office (Judicial Functions) | 1,138,732.00 | | | ASSETS | |
| Other Judicial | | | | Cash Dec. 31, | 48,571,461.90 |
| PUBLIC SAFETY | | CAPITAL DEBT AUTHORIZED, DECEMBER 31, | | Taxes Receivable | |
| County Police | 3,728,236.00 | ISSUED AND UNISSUED GROSS DEBT | NET DEBT | Emergencies and Other Deferred Charges | 350,310.23 |
| Sheriff's Office | 3,409,847.00 | School | | State Aid Receivable | 87,993.98 |
| Civil Defense and Disaster Control | | Self-liquidating | | Other Receivable | 6,856,689.20 |
| Environmental Inspection and Control | | Other | 133,161,322 | TOTAL | 55,866,455.31 |
| Weights and Measures | 126,876.00 | Total | 133,161,322 | LIABILITIES RESERVES, AND SURPLUS | |
| Correctional and Penal | 5,556,764.00 | | | Cash Liabilities | 40,595,049.90 |
| Other Public Safety | | ISSUED AND OUTSTANDING | | Reserves For Receivables | 1,264,048.54 |
| PUBLIC WORKS | | School | | Surplus Dec. 31, | 14,007,356.87 |
| Roads and Bridges, Streets, Drainage | | Self-liquidating | | TOTAL | 55,866,455.31 |
| State Aid Motor Vehicle Fund | | Other | 128,614,000.00 | | |
| County Funds | 4,731,398.00 | Total | 128,614,000.00 | | |
| Other Roads and Bridges | | Equalized Valuation Basis | | | |
| Public Buildings and Grounds | 90,473.00 | for Net Debt Computation | 9,034,228,022.67 | | |
| Other Public Works | 2,564,525.00 | CAPITAL OUTLAY TOTAL | 8,000,781.19 | | |
| HEALTH AND WELFARE | | | | | |
| County Health Department | 213,271.00 | Public Enterprises | | | |
| Mental Health Activities | 7,396,001.00 | Recreation—Culture | | | |
| Tubercular Patient Care | 36,864.00 | Public Works | 6,070,361.38 | | |
| County Hospitals, Homes | | Buildings and Grounds | 1,930,419.81 | | |
| County Aid to Hospitals | | Library and Education | | | |
| Health Clinics | | Conservation | | | |
| Mosquito Extermination | 519,591.00 | All Other | | | |
| Health Services Except Environmental | 20,844,575.00 | | | | |
| County Welfare Board | 15,049,830.00 | | | | |
| Child Welfare | 57,000.00 | | | | |
| Other Welfare Services | 5,007,181.00 | | | | |
| RECREATION AND CONSERVATION | | | | | |
| Parks, Playgrounds, Shade Trees | 4,325,940.00 | | | | |
| Land Reclamation and Conservation | 72,735.00 | | | | |
| Other Recreational Services | | | | | |

COUNTY Camden

COUNTY SEAT Camden City

Form of Government: Board of Chosen Freeholders 7 Members

Number of Constituent Municipalities 37

Population Census 1980 471,650

Population Estimated 1985 488,080

Land Area – Square Miles 222.01

Net Valuation on which County Taxes are Apportioned \$9,464,587.060

Tax Rate per \$100 \$1.150

Tax Levy \$108,827,062.00

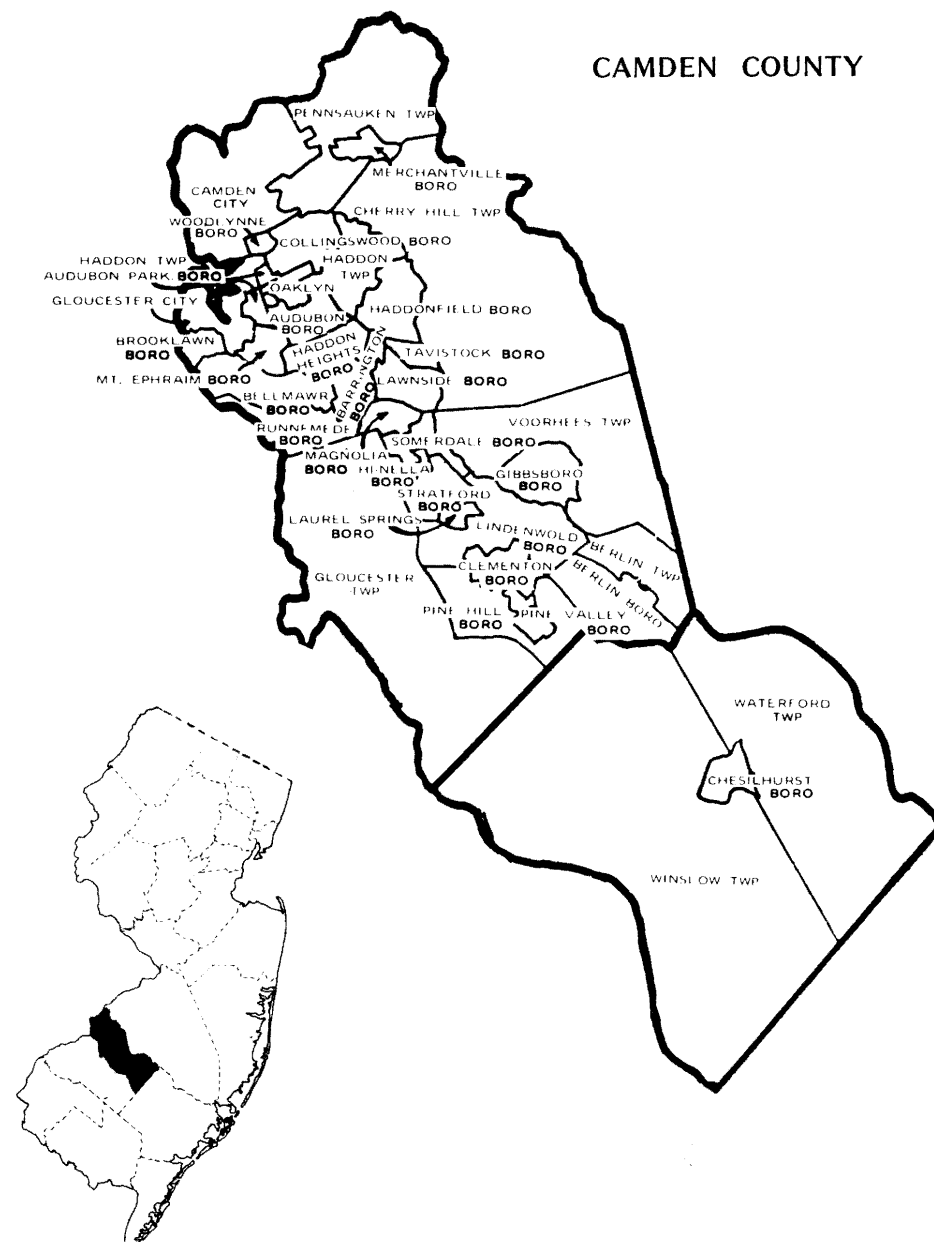
Distribution of Ratables:

| Class | Line Items | Assessed Valuation | % of Valuation |
|--------------|----------------|----------------------|----------------|
| Vacant Land | 18,435 | 181,907,598 | 3.00 |
| Residential | 131,196 | 4,229,828,366 | 69.88 |
| Farm | 1,296 | 21,578,415 | .36 |
| Commercial | 7,096 | 1,059,355,522 | 17.50 |
| Industrial | 688 | 259,609,909 | 4.29 |
| Apartments | 594 | 300,851,135 | 4.97 |
| TOTAL | 159,305 | 6,053,130,945 | 100.00 |

Bond Ratings:

Moody's AAA

Standard & Poor's BBB



0500

Population 1980 82,266 Net Valuation Taxable
 Population 1985 90,638 6,636,055,522
 S & P Rating A- Net Valuation on Which County Taxes
 Moody Rating AAA 6,618,174,605
 Land Area 263.37 Sq. Miles

CAPE MAY COUNTY – Class 6
Form of Government:
Board of Chosen Freeholders
Number of Freeholders on Board – 5

PER CAPITA:
 Gross Debt 2,519.20
 Net Debt 314.86
 Debt Service 34.62
 Total Tax Levy 303.96
 County Functions: 459.31

PER CENT:
 Gross Debt 3.60
 Net Debt .45

| EXPENDITURES | | EXPENDITURES (cont'd.) | | REVENUES REALIZED | |
|--|--------------|--|------------------|--|---------------|
| GENERAL GOVERNMENT | | EDUCATION (excluding schools) | | Property Taxes | |
| Governing Body and Public Boards | 1,104,127.70 | County Superintendent of Schools | 92,117.00 | | 27,550,000.00 |
| County Clerk | 318,057.00 | Vocational Schools | 1,796,271.00 | Financial Business Tax | |
| Financial Administration | 437,551.84 | County College | | Franchise Tax | |
| Board of Taxation | 100,107.00 | County Extension Services | 221,197.00 | Bank Corp. Tax | |
| Planning, Housing, Development | 277,006.02 | Libraries | | Other Miscellaneous Taxes | |
| Human Resources | 795,213.24 | Other Educational Services | 3,181,246.25 | State Aid Revenues | 1,250,569.22 |
| Elections | 388,007.48 | STATUTORY EXPENDITURES | | Federal Aid Revenues | 1,271,220.05 |
| General Administration | 4,493,246.24 | Pensions and F.I.C.A. | 2,478,000.00 | State and Local Fiscal Assistance Act Utilized | 1,077,324.98 |
| JUDICIARY | | Employee Fringe Benefits | 2,327,786.00 | Institutional Revenues | 2,587,339.58 |
| Superior Court-Law Division | 636,728.00 | Other Statutory Expenditures | 148,000.00 | Courts | 106,458.50 |
| County Courts | 91,744.00 | Ceta & Other Public Employment Programs | | County Clerk & Register | 1,107,235.57 |
| County District Courts | | COUNTY FUNCTIONS TOTAL | 38,040,583.76 | Surrogate | 62,039.88 |
| Juvenile and Domestic Relations Courts | | CAPITAL IMPROVEMENTS *MEMO | 250,000.00 | Sheriff | 111,004.28 |
| Jury Commission and Jurors' Fees | 199,067.00 | DEBT SERVICE | | Other Miscellaneous Revenues | 5,164,800.30 |
| Law Library | 13,025.00 | Principal Payments | 1,089,000.00 | Other Revenues, Revenue Sharing, Tax Effort | |
| Prosecutor's Office | 1,020,161.75 | Interest Payments | 2,048,518.15 | TOTAL | 40,287,992.36 |
| Surrogate's Office | 164,715.00 | DEFERRED CHARGES | 453,235.09 | Prior Years Surplus Appropriated | 4,823,185.00 |
| Probation Office | 558,550.00 | RESERVE FOR UNCOLLECTED TAXES | | REVENUES TOTAL | 45,111,177.36 |
| County Clerk (Judicial Functions) | | EXPENDITURES TOTAL | 41,631,337.00 | CURRENT FINANCES DECEMBER 31, | |
| Sheriff's Office (Judicial Functions) | 8,135.00 | | | ASSETS | |
| Other Judicial | | CAPITAL DEBT AUTHORIZED, DECEMBER 31, | | Cash Dec. 31, | 9,990,717.61 |
| PUBLIC SAFETY | | ISSUED AND UNISSUED | | Taxes Receivable | 367,799.95 |
| County Police | 9,000.00 | School | | Emergencies and Other Deferred Charges | 332,945.00 |
| Sheriff's Office | 311,304.00 | Self-liquidating | | State Aid Receivable | 300,000.00 |
| Civil Defense and Disaster Control | 91,847.21 | Other | 228,334,846 | Other Receivable | 1,188,319.57 |
| Environmental Inspection and Control | | Total | 228,334,846 | TOTAL | 12,179,782.13 |
| Weights and Measures | 37,823.00 | ISSUED AND OUTSTANDING | | LIABILITIES RESERVES, AND SURPLUS | |
| Correctional and Penal | 1,932,984.33 | School | | Cash Liabilities | 4,570,313.65 |
| Other Public Safety | 18,000.00 | Self-liquidating | | Reserves For Receivables | 1,466,469.52 |
| PUBLIC WORKS | | Other | | Surplus Dec. 31, | 6,142,998.96 |
| Roads and Bridges, Streets, Drainage | 1,021,690.80 | Total | 226,666,000.00 | TOTAL | 12,179,782.13 |
| State Aid Motor Vehicle Fund | | Equalized Valuation Basis for Net Debt Computation | 6,344,630,976.33 | | |
| County Funds | 2,847,249.50 | CAPITAL OUTLAY TOTAL | 3,758,942.70 | | |
| Other Roads and Bridges | | | | | |
| Public Buildings and Grounds | 714,437.93 | Public Enterprises | | | |
| Other Public Works | | Recreation—Culture | | | |
| HEALTH AND WELFARE | | Public Works | 286,199.68 | | |
| County Health Department | 140,798.32 | Buildings and Grounds | 2,780,147.96 | | |
| Mental Health Activities | 1,122,780.00 | Library and Education | 692,495.06 | | |
| Tubercular Patient Care | | Conservation | 100.00 | | |
| County Hospitals, Homes | | All Other | | | |
| County Aid to Hospitals | 11,000.00 | | | | |
| Health Clinics | | | | | |
| Mosquito Extermination | 1,047,000.00 | | | | |
| Health Services Except Environmental | 4,687,434.20 | | | | |
| County Welfare Board | 1,687,268.00 | | | | |
| Child Welfare | 254,961.00 | | | | |
| Other Welfare Services | 412,534.95 | | | | |
| RECREATION AND CONSERVATION | | | | | |
| Parks, Playgrounds, Shade Trees | 652,486.00 | | | | |
| Land Reclamation and Conservation | 80,925.00 | | | | |
| Other Recreational Services | 107,000.00 | | | | |

COUNTY Cape May

COUNTY SEAT Cape May Court House

Form of Government: Board of Chosen Freeholders 5 Members

Number of Constituent Municipalities 16

Population Census 1980 82,266

Population Estimated 1985 90,638

Land Area — Square Miles 263.37

Net Valuation on which County Taxes are Apportioned \$6,618,174,605

Tax Rate per \$100 \$.416

Tax Levy \$27,550,000.00

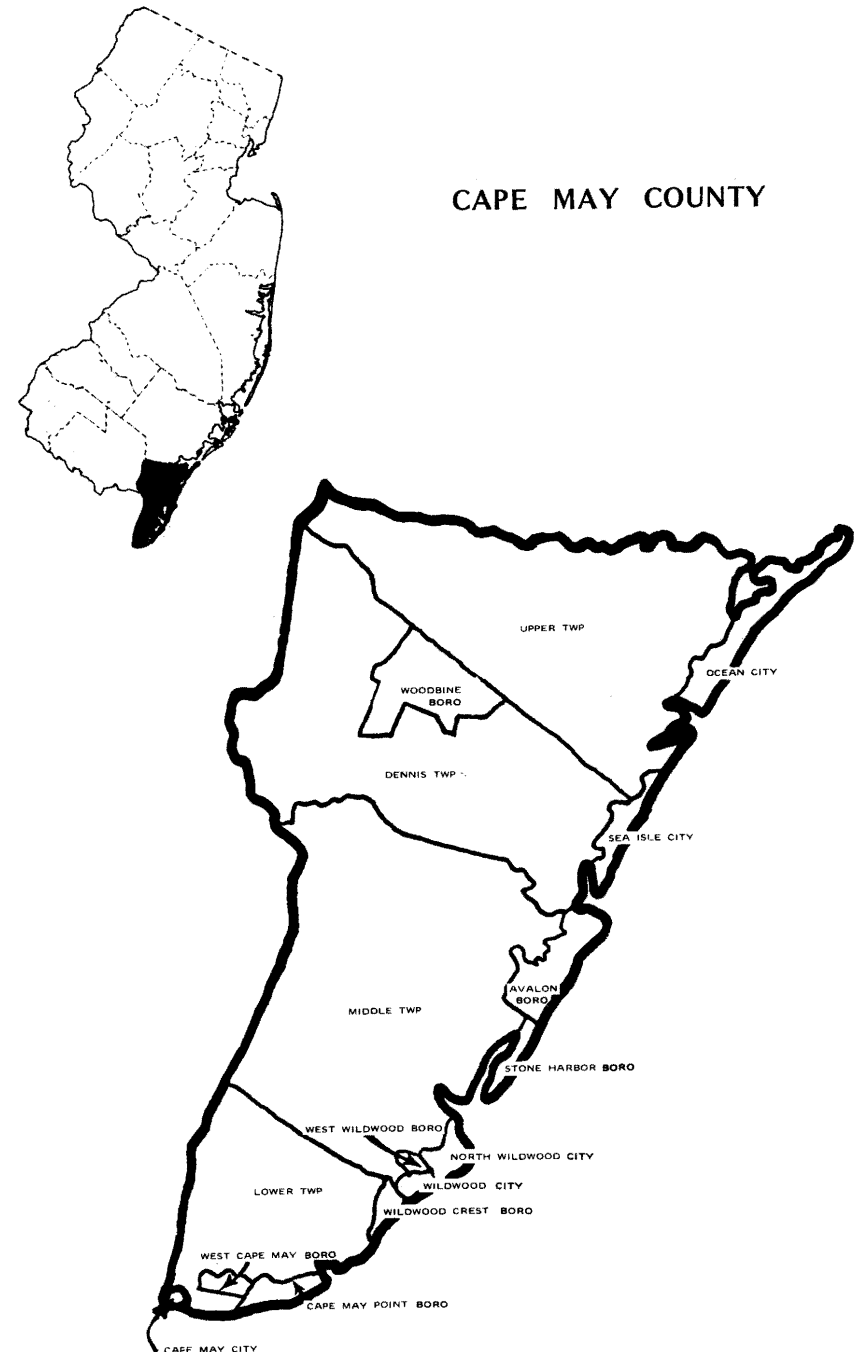
Distribution of Ratables:

| Class | Line Items | Assessed Valuation | % of Valuation |
|--------------|---------------|----------------------|----------------|
| Vacant Land | 17,505 | 401,892,511 | 6.10 |
| Residential | 56,170 | 5,018,800,758 | 76.16 |
| Farm | 866 | 20,803,490 | .32 |
| Commercial | 3,270 | 919,861,995 | 13.96 |
| Industrial | 51 | 18,764,000 | .28 |
| Apartments | 1,020 | 209,703,050 | 3.18 |
| TOTAL | 78,882 | 6,589,825,804 | 100.00 |

Bond Ratings:

Moody's AAA

Standard & Poor's A-



0600

Population 1980 132,866
 Population 1985 134,921
 S & P Rating A
 Moody Rating A
 Land Area 501.73 Sq. Miles

Net Valuation Taxable
 1,560,134,094
 Net Valuation on Which County Taxes
 are apportioned:
 2,101,560,609

CUMBERLAND COUNTY – Class 3
Form of Government:
Board of Chosen Freeholders
Number of Freeholders on Board – 7

PER CAPITA:
 Gross Debt 220.13
 Net Debt 159.64
 Debt Service 18.17
 Total Tax Levy 172.70
 County Functions: 312.60

PER CENT:
 Gross Debt 1.47
 Net Debt 1.06

| EXPENDITURES | | EXPENDITURES (cont'd.) | | REVENUES REALIZED | |
|--|--------------|--|------------------|--|---------------|
| GENERAL GOVERNMENT | | EDUCATION (excluding schools) | | Property Taxes | |
| Governing Body and Public Boards | 556,303.73 | County Superintendent of Schools | 133,898.00 | | 23,301,088.58 |
| County Clerk | 248,024.00 | Vocational Schools | 485,133.00 | Financial Business Tax | |
| Financial Administration | 416,525.00 | County College | 1,325,420.00 | Franchise Tax | |
| Board of Taxation | 41,691.00 | County Extension Services | 269,412.00 | Bank Corp. Tax | |
| Planning, Housing, Development | 357,987.08 | Libraries | 316,657.00 | Other Miscellaneous Taxes | |
| Human Resources | 1,359,564.13 | Other Educational Services | 130,177.00 | State Aid Revenues | 5,336,768.22 |
| Elections | 198,638.00 | STATUTORY EXPENDITURES | | Federal Aid Revenues | 2,210,892.50 |
| General Administration | 4,370,432.84 | Pensions and F.I.C.A. | 1,733,022.81 | State and Local Fiscal Assistance Act Utilized | 2,285,374.00 |
| JUDICIARY | | Employee Fringe Benefits | 1,267,083.00 | Institutional Revenues | 4,217,863.83 |
| Superior Court-Law Division | 452,062.00 | Other Statutory Expenditures | 188,000.00 | Courts | 65,884.55 |
| County Courts | 108,226.00 | Ceta & Other Public Employment Programs | | County Clerk & Register | 345,420.84 |
| County District Courts | | COUNTY FUNCTIONS TOTAL | 39,614,088.60 | Surrogate | 53,511.53 |
| Juvenile and Domestic Relations Courts | | CAPITAL IMPROVEMENTS *MEMO | | Sheriff | 68,258.03 |
| Jury Commission and Jurors' Fees | 64,675.00 | DEBT SERVICE | | Other Miscellaneous Revenues | 2,821,198.87 |
| Law Library | 19,143.00 | Principal Payments | 1,230,000.00 | Other Revenues, Revenue Sharing, Tax Effort | |
| Prosecutor's Office | 766,435.00 | Interest Payments | 1,222,184.65 | TOTAL | 40,706,260.95 |
| Surrogate's Office | 125,214.00 | DEFERRED CHARGES | 109,743.20 | Prior Years Surplus Appropriated | 2,136,942.23 |
| Probation Office | 820,722.00 | RESERVE FOR UNCOLLECTED TAXES | | REVENUES TOTAL | 42,843,203.18 |
| County Clerk (Judicial Functions) | 234,961.00 | EXPENDITURES TOTAL | 42,176,021.45 | CURRENT FINANCES DECEMBER 31, | |
| Sheriff's Office (Judicial Functions) | 103,964.00 | | | ASSETS | |
| Other Judicial | | CAPITAL DEBT AUTHORIZED, DECEMBER 31, | | Cash Dec. 31, | 4,907,969.32 |
| PUBLIC SAFETY | | ISSUED AND UNISSUED | | Taxes Receivable | 204,000.00 |
| County Police | 9,838.95 | School | | Emergencies and Other Deferred Charges | 1,992,500.00 |
| Sheriff's Office | 874,630.00 | Self-liquidating | | State Aid Receivable | 439,996.53 |
| Civil Defense and Disaster Control | 66,786.00 | Other | 29,700,500 | Other Receivable | |
| Environmental Inspection and Control | | Total | 29,700,500 | TOTAL | 7,544,465.85 |
| Weights and Measures | 91,325.00 | ISSUED AND OUTSTANDING | | LIABILITIES RESERVES, AND SURPLUS | |
| Correctional and Penal | 2,632,318.00 | School | | Cash Liabilities | 4,692,168.42 |
| Other Public Safety | 2,000.00 | Self-liquidating | | Reserves For Receivables | 38,560.53 |
| PUBLIC WORKS | | Other | | Surplus Dec. 31, | 2,813,736.90 |
| Roads and Bridges, Streets, Drainage | 1,590,000.00 | Total | | TOTAL | 7,544,465.85 |
| State Aid Motor Vehicle Fund | | Equalized Valuation Basis | | | |
| County Funds | 1,950,907.00 | for Net Debt Computation | 2,025,505,890.33 | | |
| Other Roads and Bridges | | CAPITAL OUTLAY TOTAL | 1,525,792.61 | | |
| Public Buildings and Grounds | 940,100.00 | | | | |
| Other Public Works | 118,529.00 | Public Enterprises | | | |
| HEALTH AND WELFARE | | Recreation—Culture | | | |
| County Health Department | 92,170.00 | Public Works | 945,851.57 | | |
| Mental Health Activities | 2,635,427.00 | Buildings and Grounds | 231,914.88 | | |
| Tubercular Patient Care | | Library and Education | 348,026.16 | | |
| County Hospitals, Homes | 4,848,482.00 | Conservation | | | |
| County Aid to Hospitals | 81,000.00 | All Other | | | |
| Health Clinics | 8,732.05 | | | | |
| Mosquito Extermination | 318,381.00 | | | | |
| Health Services Except Environmental | 1,178,395.63 | | | | |
| County Welfare Board | 5,045,386.00 | | | | |
| Child Welfare | 35,000.00 | | | | |
| Other Welfare Services | 235,197.38 | | | | |
| RECREATION AND CONSERVATION | | | | | |
| Parks, Playgrounds, Shade Trees | | | | | |
| Land Reclamation and Conservation | 162,893.00 | | | | |
| Other Recreational Services | 52,720.00 | | | | |

COUNTY Cumberland

COUNTY SEAT Bridgeton City

Form of Government: Board of Chosen Freeholders 7 Members

Number of Constituent Municipalities 14

Population Census 1980 132,866

Population Estimated 1985 134,921

Land Area – Square Miles 501.73

Net Valuation on which County Taxes are Apportioned \$2,101,560,609

Tax Rate per \$100 \$1.109

Tax Levy \$23,301,088.58

Distribution of Ratables:

| Class | Line Items | Assessed Valuation | % of Valuation |
|--------------|---------------|----------------------|----------------|
| Vacant Land | 18,654 | 74,750,321 | 4.90 |
| Residential | 33,723 | 984,224,666 | 64.49 |
| Farm | 4,616 | 78,803,365 | 5.16 |
| Commercial | 2,540 | 212,397,375 | 13.92 |
| Industrial | 345 | 125,398,611 | 8.22 |
| Apartments | 146 | 50,571,200 | 3.31 |
| TOTAL | 60,024 | 1,526,145,538 | 100.00 |

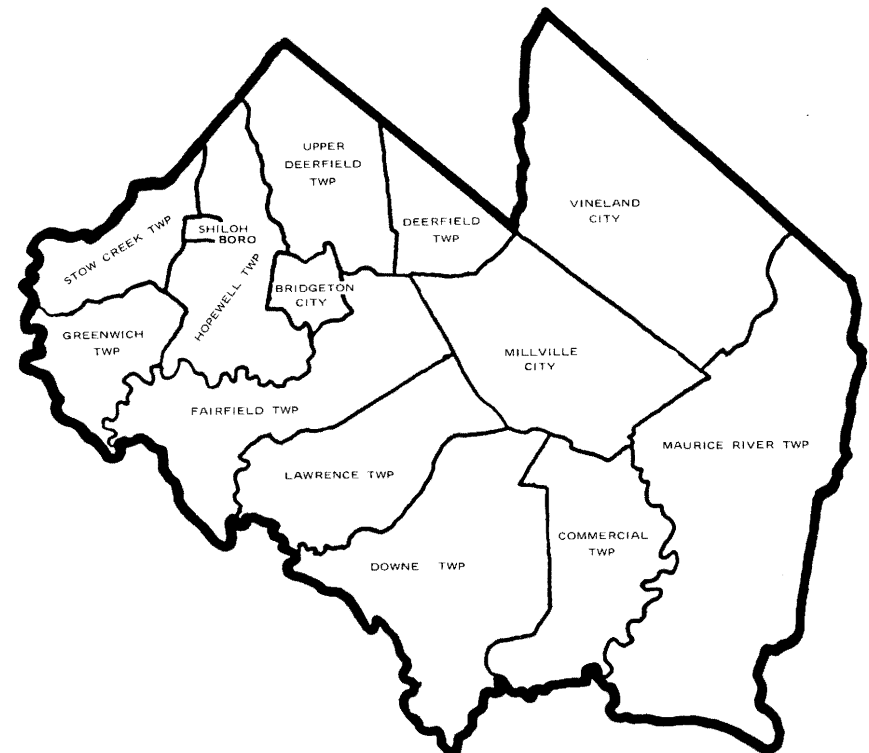
Bond Ratings:

Moody's A

Standard & Poor's A



CUMBERLAND COUNTY



0700

Population 1980 851,116
 Population 1985 845,740
 S & P Rating
 Moody Rating AAA
 Land Area 127.44 Sq. Miles

Net Valuation Taxable
 10,505,874,400
 Net Valuation on Which County Taxes
 are apportioned:
 16,930,994,758

ESSEX COUNTY - Class 1
Form of Government:
County Exec. Plan - (O.C.C.L. - 1972)
Number of Freeholders on Board - 9

PER CAPITA:
 Gross Debt 190.06
 Net Debt 174.24
 Debt Service 16.51
 Total Tax Levy 213.05
 County Functions: 378.85

PER CENT:
 Gross Debt .99
 Net Debt .91

| EXPENDITURES | | EXPENDITURES (cont'd.) | | REVENUES REALIZED | |
|--|---------------|--|-------------------|--|-----------------------|
| GENERAL GOVERNMENT | | | | Property Taxes | 180,183,314.76 |
| Governing Body and Public Boards | 9,050.00 | EDUCATION (excluding schools) | | Financial Business Tax | |
| County Clerk | 1,647,738.00 | County Superintendent of Schools | 217,744.00 | Franchise Tax | 1,498,163.42 |
| Financial Administration | 1,755,770.00 | Vocational Schools | 5,407,074.00 | Bank Corp. Tax | |
| Board of Taxation | 319,791.00 | County College | 7,572,139.00 | Other Miscellaneous Taxes | |
| Planning, Housing, Development | 3,862,466.00 | County Extension Services | | State Aid Revenues | 54,799,140.15 |
| Human Resources | 3,188,223.00 | Libraries | 176,000.00 | Federal Aid Revenues | 3,983,562.44 |
| Elections | 1,917,791.00 | Other Educational Services | | State and Local Fiscal Assistance Act Utilized | 11,188,659.47 |
| General Administration | 21,958,393.00 | STATUTORY EXPENDITURES | | Institutional Revenues | 4,717,648.29 |
| JUDICIARY | | Pensions and F.I.C.A. | 10,005,235.00 | Courts | 935,976.61 |
| Superior Court-Law Division | | Employee Fringe Benefits | 7,711,049.00 | County Clerk & Register | 2,899,538.01 |
| County Courts | 14,173,801.00 | Other Statutory Expenditures | 724,180.00 | Surrogate | 385,359.89 |
| County District Courts | | Ceta & Other Public Employment Programs | | Sheriff | 683,208.72 |
| Juvenile and Domestic Relations Courts | | COUNTY FUNCTIONS TOTAL | 282,024,664.97 | Other Miscellaneous Revenues | 49,579,012.73 |
| Jury Commission and Jurors' Fees | 1,338,787.00 | CAPITAL IMPROVEMENTS *MEMO | 448,000.00 | Other Revenues, Revenue Sharing, Tax Effort | |
| Law Library | 79,741.00 | DEBT SERVICE | | TOTAL | 310,853,584.49 |
| Prosecutor's Office | 10,300,063.00 | Principal Payments | 6,058,000.00 | Prior Years Surplus Appropriated | |
| Surrogate's Office | 642,226.00 | Interest Payments | 7,905,167.73 | REVENUES TOTAL | 310,853,584.49 |
| Probation Office | | DEFERRED CHARGES | 24,424,300.70 | CURRENT FINANCES DECEMBER 31, | |
| County Clerk (Judicial Functions) | 2,733,494.00 | RESERVE FOR UNCOLLECTED TAXES | | ASSETS | |
| Sheriff's Office (Judicial Functions) | | EXPENDITURES TOTAL | 320,412,133.40 | Cash Dec. 31, | 51,178,708.02 |
| Other Judicial | | | | Taxes Receivable | 231,539.02 |
| PUBLIC SAFETY | | CAPITAL DEBT AUTHORIZED, DECEMBER 31, | | Emergencies and Other Deferred Charges | 10,166,351.32 |
| County Police | 3,982,718.00 | ISSUED AND UNISSUED GROSS DEBT NET DEBT | | State Aid Receivable | 12,729,108.43 |
| Sheriff's Office | 11,111,893.00 | School | | Other Receivable | 5,078,504.13 |
| Civil Defense and Disaster Control | | Self-liquidating | 160,741,925 | TOTAL | 79,384,210.92 |
| Environmental Inspection and Control | 1,160,440.00 | Other | 147,365,105 | LIABILITIES RESERVES, AND SURPLUS | |
| Weights and Measures | | Total | 160,741,925 | Cash Liabilities | 70,647,719.95 |
| Correctional and Penal | 20,831,321.00 | ISSUED AND OUTSTANDING | | Reserves For Receivables | 5,310,043.15 |
| Other Public Safety | 5,000.00 | School | | Surplus Dec. 31, | 3,426,447.82 |
| PUBLIC WORKS | | Self-liquidating | | TOTAL | 79,384,210.92 |
| Roads and Bridges, Streets, Drainage | 5,000.00 | Other | 108,554,500.00 | | |
| State Aid Motor Vehicle Fund | | Total | 108,554,500.00 | | |
| County Funds | 3,483,945.00 | Equalized Valuation Basis | | | |
| Other Roads and Bridges | | for Net Debt Computation | 16,194,990,612.67 | | |
| Public Buildings and Grounds | 12,357,937.00 | CAPITAL OUTLAY TOTAL | 21,305,100.49 | | |
| Other Public Works | 1,391,990.00 | Public Enterprises | | | |
| HEALTH AND WELFARE | | Recreation—Culture | 2,805,331.51 | | |
| County Health Department | 588,770.00 | Public Works | 2,878,563.18 | | |
| Mental Health Activities | 13,661,262.00 | Buildings and Grounds | 9,676,865.69 | | |
| Tubercular Patient Care | | Library and Education | 5,944,340.11 | | |
| County Hospitals, Homes | 21,824,559.00 | Conservation | | | |
| County Aid to Hospitals | 11,188,659.47 | All Other | | | |
| Health Clinics | | | | | |
| Mosquito Extermination | | | | | |
| Health Services Except Environmental | 3,345,338.50 | | | | |
| County Welfare Board | 28,967,036.00 | | | | |
| Child Welfare | 6,442,671.00 | | | | |
| Other Welfare Services | 31,209,734.00 | | | | |
| RECREATION AND CONSERVATION | | | | | |
| Parks, Playgrounds, Shade Trees | 8,472,086.00 | | | | |
| Land Reclamation and Conservation | 110,000.00 | | | | |
| Other Recreational Services | 143,000.00 | | | | |

COUNTY Essex

COUNTY SEAT Newark City

Form of Government:* Board of Chosen Freeholders 9 Members

Number of Constituent Municipalities 22

Population Census 1980 851,116

Population Estimated 1985 845,740

Land Area — Square Miles 127.44

Net Valuation on which County Taxes are Apportioned \$16,930,994,758

Tax Rate per \$100 \$1.064

Tax Levy \$180,183,314.76

Distribution of Ratables:

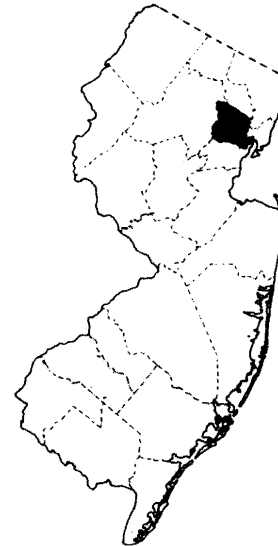
| Class | Line Items | Assessed Valuation | % of Valuation |
|--------------|----------------|-----------------------|----------------|
| Vacant Land | 8,089 | 184,061,600 | 1.78 |
| Residential | 136,525 | 7,089,818,300 | 68.73 |
| Farm | 55 | 11,143,000 | .12 |
| Commercial | 11,093 | 1,753,960,200 | 17.00 |
| Industrial | 2,417 | 703,498,700 | 6.82 |
| Apartments | 3,046 | 572,408,000 | 5.55 |
| TOTAL | 161,225 | 10,314,889,800 | 100.00 |

Bond Ratings:

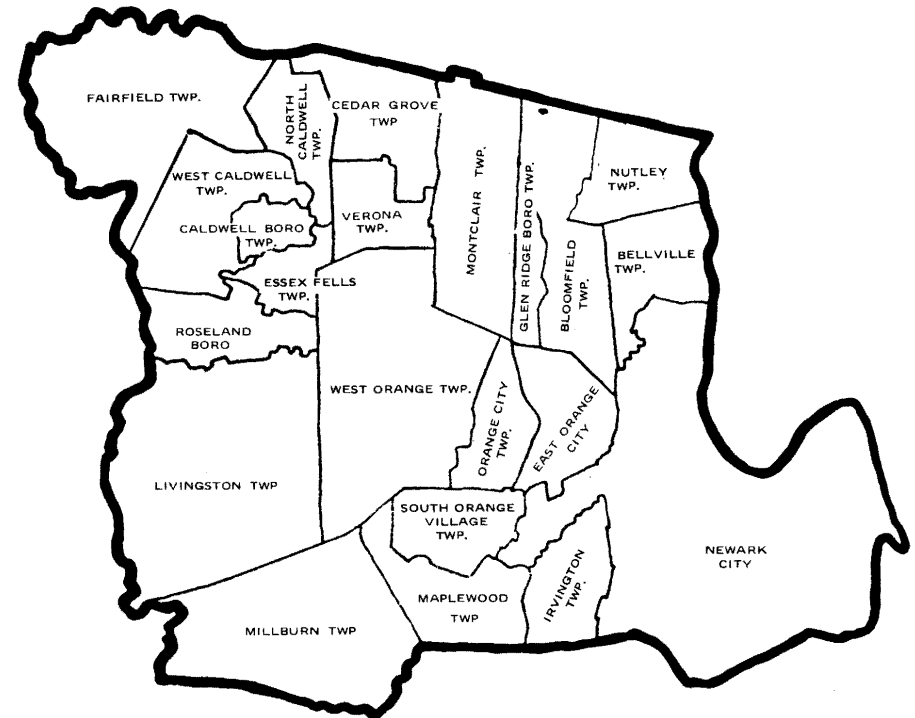
Moody's AAA

Standard & Poor's _____

*County Executive Plan — Optional County Charter Law-1972



ESSEX COUNTY



0800
 Population 1980 199,917
 Population 1985 207,106
 S & P Rating A+
 Moody Rating A-1
 Land Area 328.36 Sq. Miles

Net Valuation Taxable
 3,895,110,951
 Net Valuation on Which County Taxes
 are apportioned:
 4,698,711,866

GLOUCESTER COUNTY - Class 3
Form of Government:
Board of Chosen Freeholders
Number of Freeholders on Board - 7

PER CAPITA:
 Gross Debt 227.80
 Net Debt 203.20
 Debt Service 18.27
 Total Tax Levy 151.18
 County Functions: 252.73

PER CENT:
 Gross Debt 1.06
 Net Debt .94

| EXPENDITURES | | EXPENDITURES (cont'd.) | | REVENUES REALIZED | |
|--|--------------|---|----------------------|--|----------------------|
| GENERAL GOVERNMENT | | EDUCATION (excluding schools) | | Property Taxes | 31,311,016.00 |
| Governing Body and Public Boards | 735,877.80 | County Superintendent of Schools | 156,283.00 | Financial Business Tax | |
| County Clerk | 270,791.00 | Vocational Schools | 1,770,777.00 | Franchise Tax | |
| Financial Administration | 703,012.70 | County College | 3,163,390.00 | Bank Corp. Tax | |
| Board of Taxation | 92,730.39 | County Extension Services | 162,773.00 | Other Miscellaneous Taxes | |
| Planning, Housing, Development | 319,810.00 | Libraries | | State Aid Revenues | 2,346,997.80 |
| Human Resources | 504,706.00 | Other Educational Services | 2,229,293.00 | Federal Aid Revenues | 1,823,198.00 |
| Elections | 554,864.00 | STATUTORY EXPENDITURES | | State and Local Fiscal Assistance Act Utilized | 1,840,000.00 |
| General Administration | 4,084,806.74 | Pensions and F.I.C.A. | 2,701,031.00 | Institutional Revenues | 449,866.54 |
| JUDICIARY | | Employee Fringe Benefits | 1,605,660.00 | Courts | 42,750.00 |
| Superior Court-Law Division | 473,795.00 | Other Statutory Expenditures | 185,000.00 | County Clerk & Register | 979,690.14 |
| County Courts | 231,754.26 | Ceta & Other Public Employment Programs | | Surrogate | 62,966.50 |
| County District Courts | | COUNTY FUNCTIONS TOTAL | 48,551,568.19 | Sheriff | 212,591.86 |
| Juvenile and Domestic Relations Courts | 51,000.00 | CAPITAL IMPROVEMENTS *MEMO | | Other Miscellaneous Revenues | 11,211,402.04 |
| Jury Commission and Jurors' Fees | 172,434.00 | DEBT SERVICE | | Other Revenues, Revenue Sharing, Tax Effort | |
| Law Library | 24,345.00 | Principal Payments | 1,205,000.00 | TOTAL | 50,280,478.88 |
| Prosecutor's Office | 1,561,990.00 | Interest Payments | 2,578,018.02 | Prior Years Surplus Appropriated | 7,829,190.57 |
| Surrogate's Office | 198,280.00 | | | REVENUES TOTAL | 58,109,669.45 |
| Probation Office | 1,744,706.00 | DEFERRED CHARGES | 7,143.35 | | |
| County Clerk (Judicial Functions) | 477,241.00 | RESERVE FOR UNCOLLECTED TAXES | | | |
| Sheriff's Office (Judicial Functions) | 167,241.00 | | | | |
| Other Judicial | | EXPENDITURES TOTAL | 52,341,729.56 | CURRENT FINANCES DECEMBER 31, | |
| PUBLIC SAFETY | | | | ASSETS | |
| County Police | 4,990.00 | CAPITAL DEBT AUTHORIZED, DECEMBER 31, | | Cash Dec. 31, | 18,059,401.71 |
| Sheriff's Office | 1,035,162.00 | ISSUED AND UNISSUED | | Taxes Receivable | 588,191.69 |
| Civil Defense and Disaster Control | 1,200.00 | GROSS DEBT | NET DEBT | Emergencies and Other Deferred Charges | |
| Environmental Inspection and Control | 73,425.00 | School | | State Aid Receivable | 3,858,744.44 |
| Weights and Measures | 59,731.00 | Self-liquidating | | Other Receivable | 3,962.40 |
| Correctional and Penal | 2,343,696.00 | Other | 42,084,392 | TOTAL | 22,510,300.24 |
| Other Public Safety | 22,960.00 | Total | 47,178,992 | LIABILITIES RESERVES, AND SURPLUS | |
| PUBLIC WORKS | | | | Cash Liabilities | 10,304,869.64 |
| Roads and Bridges, Streets, Drainage | | ISSUED AND OUTSTANDING | | Reserves For Receivables | 592,154.09 |
| State Aid Motor Vehicle Fund | | School | | Surplus Dec. 31, | 11,613,276.51 |
| County Funds | 3,698,689.00 | Self-liquidating | | TOTAL | 22,510,300.24 |
| Other Roads and Bridges | | Other | 39,149,000.00 | | |
| Public Buildings and Grounds | 2,454,831.00 | Total | 39,149,000.00 | | |
| Other Public Works | 1,004,234.00 | Equalized Valuation Basis for Net Debt Computation | 4,467,422,496.33 | | |
| HEALTH AND WELFARE | | CAPITAL OUTLAY TOTAL | 7,256,729.83 | | |
| County Health Department | 108,838.00 | Public Enterprises | | | |
| Mental Health Activities | 2,403,666.30 | Recreation—Culture | 21,931.10 | | |
| Tubercular Patient Care | | Public Works | 1,059,494.24 | | |
| County Hospitals, Homes | | Buildings and Grounds | 2,119,216.85 | | |
| County Aid to Hospitals | 100,000.00 | Library and Education | 4,056,087.64 | | |
| Health Clinics | | Conservation | | | |
| Mosquito Extermination | 475,000.00 | All Other | | | |
| Health Services Except Environmental | 2,039,507.00 | | | | |
| County Welfare Board | 7,408,134.00 | | | | |
| Child Welfare | 37,000.00 | | | | |
| Other Welfare Services | 206,619.00 | | | | |
| RECREATION AND CONSERVATION | | | | | |
| Parks, Playgrounds, Shade Trees | 472,368.00 | | | | |
| Land Reclamation and Conservation | 153,926.00 | | | | |
| Other Recreational Services | 3,400.00 | | | | |

COUNTY Gloucester

COUNTY SEAT Woodbury City

Form of Government: Board of Chosen Freeholders 7 Members

Number of Constituent Municipalities 24

Population Census 1980 199,917

Population Estimated 1985 207,106

Land Area – Square Miles 328.36

Net Valuation on which County Taxes are Apportioned \$4,698,711,866

Tax Rate per \$100 \$.666

Tax Levy \$31,311,016.00

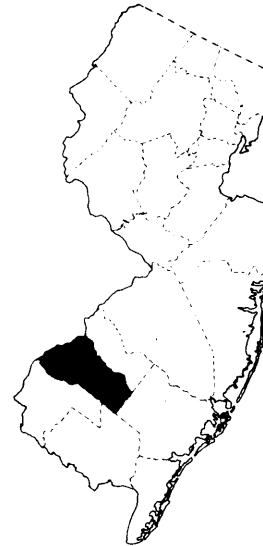
Distribution of Ratables:

| Class | Line Items | Assessed Valuation | % of Valuation |
|--------------|---------------|----------------------|----------------|
| Vacant Land | 13,652 | 158,128,400 | 4.13 |
| Residential | 55,069 | 2,405,435,650 | 62.66 |
| Farm | 5,295 | 125,308,600 | 3.26 |
| Commercial | 3,024 | 600,865,400 | 15.66 |
| Industrial | 161 | 441,554,200 | 11.50 |
| Apartments | 160 | 107,274,100 | 2.79 |
| TOTAL | 77,361 | 3,838,566,350 | 100.00 |

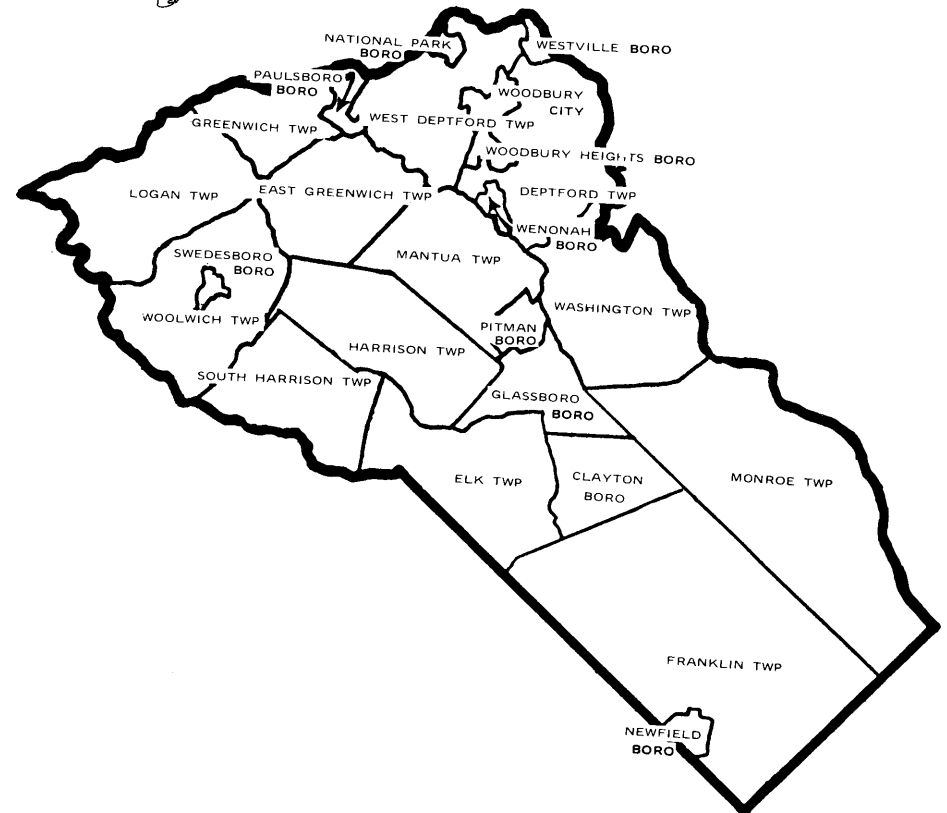
Bond Ratings:

Moody's A1

Standard & Poor's A+



GLOUCESTER COUNTY



0900
 Population 1980 556,972 Net Valuation Taxable
 Population 1985 555,896 5,148,075,385
 S & P Rating A Net Valuation on Which County Taxes
 Moody Rating BAA1 are apportioned:
 Land Area 46.42 Sq. Miles 8,372,319,094

HUDSON COUNTY – Class 1
Form of Government:
County Exec. Plan – (O.C.C.L. – 1972)
Number of Freeholders on Board – 9

| | | | |
|-------------------|--------|------------|-----|
| PER CAPITA: | | PER CENT: | |
| Gross Debt | 85.42 | Gross Debt | .60 |
| Net Debt | 77.16 | Net Debt | .54 |
| Debt Service | 9.00 | | |
| Total Tax Levy | 143.69 | | |
| County Functions: | 280.89 | | |

| EXPENDITURES | | EXPENDITURES (cont'd.) | | REVENUES REALIZED | |
|--|---------------|--|-----------------------|--|-----------------------|
| GENERAL GOVERNMENT | | EDUCATION (excluding schools) | | Property Taxes | 79,876,842.32 |
| Governing Body and Public Boards | 758,989.00 | County Superintendent of Schools | 100,610.00 | Financial Business Tax | |
| County Clerk | 897,483.00 | Vocational Schools | 5,581,365.00 | Franchise Tax | |
| Financial Administration | 784,706.00 | County College | 1,773,624.50 | Bank Corp. Tax | |
| Board of Taxation | | County Extension Services | | Other Miscellaneous Taxes | |
| Planning, Housing, Development | | Libraries | 6,117,275.36 | State Aid Revenues | 5,606,767.94 |
| Human Resources | 2,974,675.26 | Other Educational Services | | Federal Aid Revenues | 6,501,398.09 |
| Elections | 1,849,169.00 | STATUTORY EXPENDITURES | | State and Local Fiscal Assistance Act Utilized | 6,320,205.93 |
| General Administration | 7,120,424.00 | Pensions and F.I.C.A. | 13,399,084.00 | Institutional Revenues | 20,765,402.50 |
| JUDICIARY | | Employee Fringe Benefits | 5,840,000.00 | Courts | 455,185.37 |
| Superior Court-Law Division | | Other Statutory Expenditures | 250,000.00 | County Clerk & Register | 1,815,954.66 |
| County Courts | 3,163,130.94 | Ceta & Other Public Employment Programs | | Surrogate | 149,754.01 |
| County District Courts | | COUNTY FUNCTIONS TOTAL | 150,494,960.06 | Sheriff | 424,704.89 |
| Juvenile and Domestic Relations Courts | | CAPITAL IMPROVEMENTS *MEMO | 1,000,000.00 | Other Miscellaneous Revenues | 23,524,208.10 |
| Jury Commission and Jurors' Fees | 350,293.00 | DEBT SERVICE | | Other Revenues, Revenue Sharing, Tax Effort | |
| Law Library | | Principal Payments | 2,630,000.00 | TOTAL | 145,440,423.81 |
| Prosecutor's Office | 6,543,380.00 | Interest Payments | 2,374,846.88 | Prior Years Surplus Appropriated | 19,143,139.63 |
| Surrogate's Office | 475,495.00 | DEFERRED CHARGES | 645,209.13 | REVENUES TOTAL | 164,583,563.44 |
| Probation Office | 2,645,863.00 | RESERVE FOR UNCOLLECTED TAXES | | CURRENT FINANCES DECEMBER 31, | |
| County Clerk (Judicial Functions) | 871,878.00 | EXPENDITURES TOTAL | 156,145,016.07 | ASSETS | |
| Sheriff's Office (Judicial Functions) | 1,218,400.00 | | | Cash Dec. 31, | 36,695,697.19 |
| Other Judicial | | CAPITAL DEBT AUTHORIZED, DECEMBER 31, | | Taxes Receivable | |
| PUBLIC SAFETY | | ISSUED AND UNISSUED | | Emergencies and Other Deferred Charges | |
| County Police | 2,707,217.00 | School | 9,684,999 | State Aid Receivable | 7,987,990.26 |
| Sheriff's Office | 1,892,835.00 | Self-liquidating | | Other Receivable | |
| Civil Defense and Disaster Control | 36,762.00 | Other | 37,797,401 | TOTAL | 44,683,687.45 |
| Environmental Inspection and Control | | Total | 47,482,401 | LIABILITIES RESERVES, AND SURPLUS | |
| Weights and Measures | 57,575.00 | ISSUED AND OUTSTANDING | | Cash Liabilities | 24,737,907.13 |
| Correctional and Penal | 7,365,856.00 | School | 8,403,000.00 | Reserves For Receivables | 2,417,400.32 |
| Other Public Safety | 6,000.00 | Self-liquidating | | Surplus Dec. 31, | 17,528,380.00 |
| PUBLIC WORKS | | Other | | TOTAL | 44,683,687.45 |
| Roads and Bridges, Streets, Drainage | | Total | 17,062,000.00 | | |
| State Aid Motor Vehicle Fund | | Equalized Valuation Basis | | | |
| County Funds | 2,139,080.00 | for Net Debt Computation | 7,936,388,818.33 | | |
| Other Roads and Bridges | | CAPITAL OUTLAY TOTAL | 1,807,979.65 | | |
| Public Buildings and Grounds | 2,478,830.00 | | | | |
| Other Public Works | 390,000.00 | Public Enterprises | | | |
| HEALTH AND WELFARE | | Recreation—Culture | 266,461.77 | | |
| County Health Department | 627,540.00 | Public Works | 907,596.43 | | |
| Mental Health Activities | 13,087,736.00 | Buildings and Grounds | 631,742.84 | | |
| Tubercular Patient Care | | Library and Education | 2,178.61 | | |
| County Hospitals, Homes | 396,772.00 | Conservation | | | |
| County Aid to Hospitals | | All Other | | | |
| Health Clinics | 80,975.00 | | | | |
| Mosquito Extermination | | | | | |
| Health Services Except Environmental | 28,025,156.00 | | | | |
| County Welfare Board | 10,584,266.00 | | | | |
| Child Welfare | 2,112,366.00 | | | | |
| Other Welfare Services | 13,336,069.00 | | | | |
| RECREATION AND CONSERVATION | | | | | |
| Parks, Playgrounds, Shade Trees | 2,206,405.00 | | | | |
| Land Reclamation and Conservation | 247,075.00 | | | | |
| Other Recreational Services | | | | | |

COUNTY Hudson

COUNTY SEAT Jersey City

Form of Government:* Board of Chosen Freeholders 9 Members

Number of Constituent Municipalities 12

Population Census 1980 556,972

Population Estimated 1985 555,896

Land Area – Square Miles 46.42

Net Valuation on which County Taxes are Apportioned \$8,372,319,094

Tax Rate per \$100 \$.954

Tax Levy \$79,876,842.32

Distribution of Ratables:

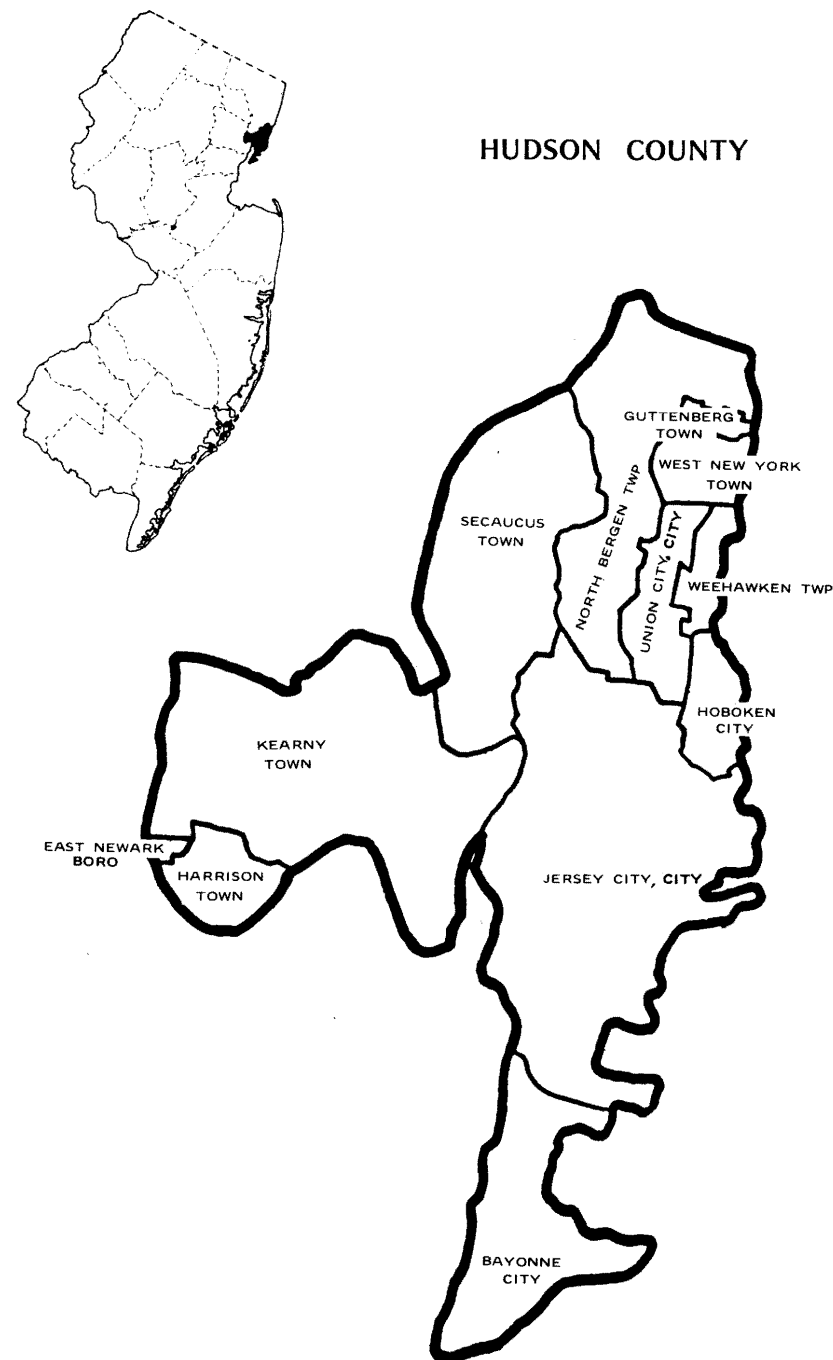
| Class | Line Items | Assessed Valuation | % of Valuation |
|--------------|---------------|----------------------|----------------|
| Vacant Land | 6,482 | 202,883,565 | 3.99 |
| Residential | 66,162 | 2,321,386,732 | 45.68 |
| Farm | - | - | - |
| Commercial | 10,502 | 869,017,400 | 17.10 |
| Industrial | 2,894 | 1,281,950,525 | 25.23 |
| Apartments | 4,763 | 406,410,325 | 8.00 |
| TOTAL | 90,803 | 5,081,648,547 | 100.00 |

Bond Ratings:

Moody's BAA1

Standard & Poor's A

*County Executive Plan – Optional County Charter Law-1972



1000

Population 1980 87,361 Net Valuation Taxable
 Population 1985 92,773 3,173,772,761
 S & P Rating Net Valuation on Which County Taxes
 Moody Rating A1 are apportioned:
 Land Area 429.60 Sq. Miles 3,649,302,256

HUNTERDON COUNTY – Class 3
Form of Government:
Board of Chosen Freeholders
Number of Freeholders on Board – 3

PER CAPITA: Gross Debt 314.15 PER CENT: Gross Debt .84
 Net Debt 314.15 Net Debt .84
 Debt Service 39.17
 Total Tax Levy 184.32
 County Functions: 255.68

| EXPENDITURES | | EXPENDITURES (cont'd.) | | REVENUES REALIZED | |
|--|--------------|--|------------------|--|---------------|
| GENERAL GOVERNMENT | | EDUCATION (excluding schools) | | Property Taxes | |
| Governing Body and Public Boards | 342,454.00 | County Superintendent of Schools | 107,900.00 | | 17,100,000.00 |
| County Clerk | 306,350.00 | Vocational Schools | 13,400.00 | Financial Business Tax | |
| Financial Administration | 218,950.00 | County College | 17,600.00 | Franchise Tax | |
| Board of Taxation | 76,191.00 | County Extension Services | 133,496.00 | Bank Corp. Tax | |
| Planning, Housing, Development | 149,825.00 | Libraries | | Other Miscellaneous Taxes | |
| Human Resources | 622,260.00 | Other Educational Services | 1,548,900.00 | State Aid Revenues | 1,388,825.45 |
| Elections | 193,600.00 | STATUTORY EXPENDITURES | | Federal Aid Revenues | |
| General Administration | 2,943,882.46 | Pensions and F.I.C.A. | 1,303,000.00 | State and Local Fiscal Assistance Act Utilized | 750,183.16 |
| JUDICIARY | | Employee Fringe Benefits | 590,000.00 | Institutional Revenues | 292,227.78 |
| Superior Court-Law Division | 230,165.00 | Other Statutory Expenditures | 1.00 | Courts | 24,096.06 |
| County Courts | 64,900.00 | Ceta & Other Public Employment Programs | | County Clerk & Register | 427,450.75 |
| County District Courts | | COUNTY FUNCTIONS TOTAL | 19,931,506.62 | Surrogate | 43,726.29 |
| Juvenile and Domestic Relations Courts | | CAPITAL IMPROVEMENTS *MEMO | 225,000.00 | Sheriff | 48,048.66 |
| Jury Commission and Jurors' Fees | 79,855.00 | DEBT SERVICE | | Other Miscellaneous Revenues | 2,225,497.46 |
| Law Library | 53,380.00 | Principal Payments | 1,594,000.00 | Other Revenues, Revenue Sharing, Tax Effort | |
| Prosecutor's Office | 740,715.00 | Interest Payments | 2,040,268.44 | TOTAL | 22,300,055.61 |
| Surrogate's Office | 104,000.00 | | | Prior Years Surplus Appropriated | 2,200,000.00 |
| Probation Office | 552,120.00 | DEFERRED CHARGES | 154,855.38 | REVENUES TOTAL | 24,500,055.61 |
| County Clerk (Judicial Functions) | 21,890.00 | RESERVE FOR UNCOLLECTED TAXES | | | |
| Sheriff's Office (Judicial Functions) | 52,200.00 | | | | |
| Other Judicial | | EXPENDITURES TOTAL | 23,720,630.44 | CURRENT FINANCES DECEMBER 31, | |
| PUBLIC SAFETY | | | | ASSETS | |
| County Police | 432,600.00 | CAPITAL DEBT AUTHORIZED, DECEMBER 31, | | Cash Dec. 31, | 5,035,651.31 |
| Sheriff's Office | 423,200.00 | ISSUED AND UNISSUED GROSS DEBT | NET DEBT | Taxes Receivable | 577,320.28 |
| Civil Defense and Disaster Control | 31,085.00 | School | | Emergencies and Other Deferred Charges | 659,574.34 |
| Environmental Inspection and Control | 5,000.00 | Self-liquidating | | State Aid Receivable | 3,791.15 |
| Weights and Measures | 20,795.00 | Other | 29,144,179 | Other Receivable | 1,337,573.95 |
| Correctional and Penal | 894,900.00 | Total | 29,144,179 | TOTAL | 7,613,911.03 |
| Other Public Safety | 20,186.00 | | | LIABILITIES RESERVES, AND SURPLUS | |
| PUBLIC WORKS | | ISSUED AND OUTSTANDING | | Cash Liabilities | 3,318,142.41 |
| Roads and Bridges, Streets, Drainage | | School | | Reserves For Receivables | 1,909,710.51 |
| State Aid Motor Vehicle Fund | | Self-liquidating | | Surplus Dec. 31, | 2,386,058.11 |
| County Funds | 2,814,550.00 | Other | | TOTAL | 7,613,911.03 |
| Other Roads and Bridges | | Total | 22,245,000.00 | | |
| Public Buildings and Grounds | 472,600.00 | Equalized Valuation Basis | 22,245,000.00 | | |
| Other Public Works | 393,150.00 | for Net Debt Computation | 3,449,557,589.66 | | |
| HEALTH AND WELFARE | | CAPITAL OUTLAY TOTAL | 4,383,602.79 | | |
| County Health Department | 66,150.00 | Public Enterprises | | | |
| Mental Health Activities | 1,592,083.16 | Recreation—Culture | 1,630.67 | | |
| Tubercular Patient Care | | Public Works | 3,937,927.19 | | |
| County Hospitals, Homes | | Buildings and Grounds | 444,044.93 | | |
| County Aid to Hospitals | | Library and Education | | | |
| Health Clinics | 23,650.00 | Conservation | | | |
| Mosquito Extermination | | All Other | | | |
| Health Services Except Environmental | 631,615.00 | | | | |
| County Welfare Board | 955,144.00 | | | | |
| Child Welfare | 446,329.00 | | | | |
| Other Welfare Services | 65,485.00 | | | | |
| RECREATION AND CONSERVATION | | | | | |
| Parks, Playgrounds, Shade Trees | 6,500.00 | | | | |
| Land Reclamation and Conservation | 20,000.00 | | | | |
| Other Recreational Services | 249,450.00 | | | | |

COUNTY Hunterdon

COUNTY SEAT Flemington Borough

Form of Government: Board of Chosen Freeholders 3 Members

Number of Constituent Municipalities 26

Population Census 1980 87,361

Population Estimated 1985 92,773

Land Area — Square Miles 429.60

Net Valuation on which County Taxes are Apportioned \$3,649,302,256

Tax Rate per \$100 \$.468

Tax Levy \$17,100,000.00

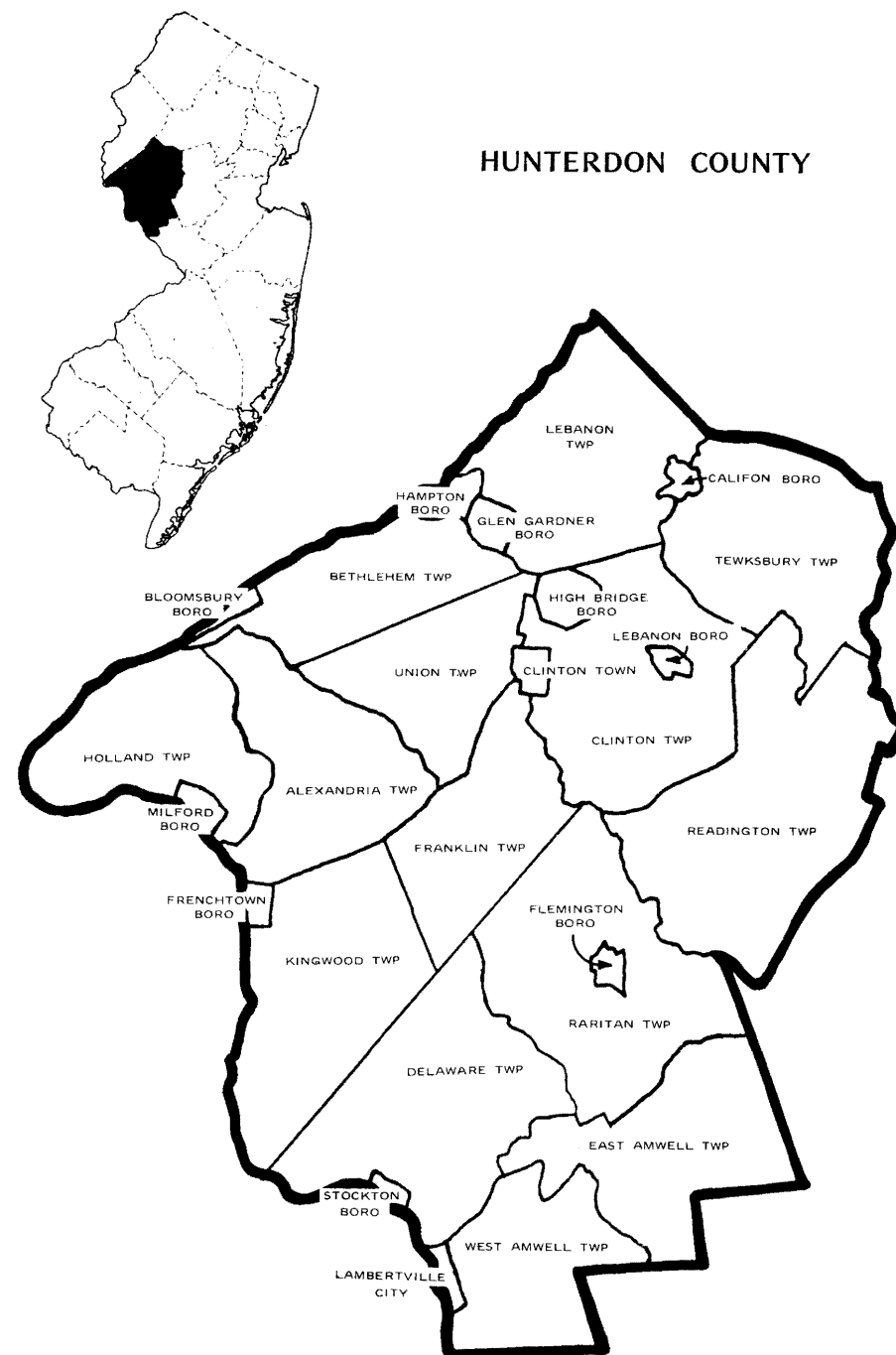
Distribution of Ratables:

| Class | Line Items | Assessed Valuation | % of Valuation |
|--------------|---------------|----------------------|----------------|
| Vacant Land | 6,241 | 143,793,007 | 4.60 |
| Residential | 24,586 | 2,048,494,230 | 65.60 |
| Farm | 8,434 | 392,981,147 | 12.59 |
| Commercial | 1,648 | 392,894,416 | 12.57 |
| Industrial | 149 | 120,401,039 | 3.86 |
| Apartments | 77 | 24,209,650 | .78 |
| TOTAL | 41,135 | 3,122,773,489 | 100.00 |

Bond Ratings:

Moody's A1

Standard & Poor's



1100

Population 1980 307,863
 Population 1985 317,685
 S & P Rating
 Moody Rating AA1
 Land Area 226.00 Sq. Miles

Net Valuation Taxable
 4,741,270,878
 Net Valuation on Which County Taxes
 are apportioned:
 7,958,131,816

MERCER COUNTY – Class 2
Form of Government:
County Exec. Plan – (O.C.C.L. – 1972)
Number of Freeholders on Board – 7

PER CAPITA:
 Gross Debt 299.43
 Net Debt 209.92
 Debt Service 25.72
 Total Tax Levy 184.73
 County Functions: 289.86

PER CENT:
 Gross Debt 1.26
 Net Debt .88

| EXPENDITURES | | EXPENDITURES (cont'd.) | | REVENUES REALIZED | |
|--|---------------|---|------------------|--|----------------------|
| GENERAL GOVERNMENT | | EDUCATION (excluding schools) | | Property Taxes | 58,686,894.00 |
| Governing Body and Public Boards | 161,596.00 | County Superintendent of Schools | 73,801.00 | Financial Business Tax | |
| County Clerk | 485,835.00 | Vocational Schools | 2,886,951.00 | Franchise Tax | 128,258.85 |
| Financial Administration | 579,125.00 | County College | 6,750,000.00 | Bank Corp. Tax | |
| Board of Taxation | 108,784.00 | County Extension Services | 158,472.00 | Other Miscellaneous Taxes | |
| Planning, Housing, Development | 803,954.19 | Libraries | | State Aid Revenues | 3,099,900.41 |
| Human Resources | 2,569,480.16 | Other Educational Services | 3,691,745.65 | Federal Aid Revenues | 2,633,096.83 |
| Elections | 1,087,398.00 | STATUTORY EXPENDITURES | | State and Local Fiscal Assistance Act Utilized | 3,376,548.65 |
| General Administration | 4,309,781.14 | Pensions and F.I.C.A. | 5,063,130.00 | Institutional Revenues | 231,080.45 |
| JUDICIARY | | Employee Fringe Benefits | 2,339,000.00 | Courts | 156,458.55 |
| Superior Court-Law Division | 333,533.00 | Other Statutory Expenditures | | County Clerk & Register | 1,753,646.47 |
| County Courts | 356,079.00 | Ceta & Other Public Employment Programs | | Surrogate | 128,365.06 |
| County District Courts | | COUNTY FUNCTIONS TOTAL | 83,890,436.56 | Sheriff | 221,972.31 |
| Juvenile and Domestic Relations Courts | 139,024.00 | CAPITAL IMPROVEMENTS *MEMO | 211,600.00 | Other Miscellaneous Revenues | 18,499,895.42 |
| Jury Commission and Jurors' Fees | 68,120.00 | DEBT SERVICE | | Other Revenues, Revenue Sharing, Tax Effort | |
| Law Library | 29,000.00 | Principal Payments | 4,509,000.00 | TOTAL | 88,916,117.00 |
| Prosecutor's Office | 2,238,277.00 | Interest Payments | 3,661,494.00 | Prior Years Surplus Appropriated | 4,000,000.00 |
| Surrogate's Office | 177,538.00 | DEFERRED CHARGES | 23,118.95 | REVENUES TOTAL | 92,916,117.00 |
| Probation Office | 2,390,456.00 | RESERVE FOR UNCOLLECTED TAXES | | CURRENT FINANCES DECEMBER 31, | |
| County Clerk (Judicial Functions) | 799,419.00 | EXPENDITURES TOTAL | 92,084,049.51 | ASSETS | |
| Sheriff's Office (Judicial Functions) | | CAPITAL DEBT AUTHORIZED, DECEMBER 31, | | Cash Dec. 31, | 12,963,563.75 |
| Other Judicial | | ISSUED AND UNISSUED GROSS DEBT | | Taxes Receivable | 1,120,341.48 |
| PUBLIC SAFETY | | School | | Emergencies and Other Deferred Charges | 30,000.00 |
| County Police | 579,474.66 | Self-liquidating | | State Aid Receivable | |
| Sheriff's Office | 2,149,008.00 | Other | 95,125,791 | Other Receivable | 915,274.09 |
| Civil Defense and Disaster Control | 106,618.00 | Total | 95,125,791 | TOTAL | 15,029,179.32 |
| Environmental Inspection and Control | | ISSUED AND OUTSTANDING | | LIABILITIES RESERVES, AND SURPLUS | |
| Weights and Measures | | School | | Cash Liabilities | 6,464,736.92 |
| Correctional and Penal | 5,709,968.00 | Self-liquidating | | Reserves For Receivables | 1,959,145.77 |
| Other Public Safety | 1,876,042.00 | Other | | Surplus Dec. 31, | 6,605,296.63 |
| PUBLIC WORKS | | Total | 86,718,000.00 | TOTAL | 15,029,179.32 |
| Roads and Bridges, Streets, Drainage | 1,266,345.00 | Equalized Valuation Basis for Net Debt Computation | 7,541,106,800.00 | | |
| State Aid Motor Vehicle Fund | | CAPITAL OUTLAY TOTAL | 6,038,220.99 | | |
| County Funds | 3,273,544.00 | Public Enterprises | | | |
| Other Roads and Bridges | | Recreation—Culture | 587,283.65 | | |
| Public Buildings and Grounds | 3,087,573.70 | Public Works | 2,416,491.10 | | |
| Other Public Works | | Buildings and Grounds | 2,781,028.81 | | |
| HEALTH AND WELFARE | | Library and Education | 253,417.43 | | |
| County Health Department | 829,848.00 | Conservation | | | |
| Mental Health Activities | 6,820,000.00 | All Other | | | |
| Tubercular Patient Care | | | | | |
| County Hospitals, Homes | 5,318,035.00 | | | | |
| County Aid to Hospitals | | | | | |
| Health Clinics | | | | | |
| Mosquito Extermination | 301,539.00 | | | | |
| Health Services Except Environmental | 688,477.16 | | | | |
| County Welfare Board | 10,293,064.49 | | | | |
| Child Welfare | 99,858.71 | | | | |
| Other Welfare Services | 512,059.70 | | | | |
| RECREATION AND CONSERVATION | | | | | |
| Parks, Playgrounds, Shade Trees | 2,828,361.00 | | | | |
| Land Reclamation and Conservation | 4,000.00 | | | | |
| Other Recreational Services | 45,621.00 | | | | |

COUNTY Mercer

COUNTY SEAT Trenton City

Form of Government:* Board of Chosen Freeholders 7 Members

Number of Constituent Municipalities 13

Population Census 1980 307,863

Population Estimated 1985 317,685

Land Area – Square Miles 226.00

Net Valuation on which County Taxes are Apportioned \$7,958,131,816

Tax Rate per \$100 \$.737

Tax Levy \$58,686,894.40

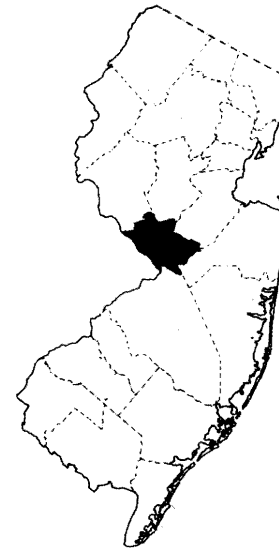
Distribution of Ratables:

| Class | Line Items | Assessed Valuation | % of Valuation |
|--------------|---------------|-----------------------|-------------------|
| Vacant Land | 9,065 | 157,535,950 | 3.38 |
| Residential | 78,555 | 3,176,277,375 | 68.16 |
| Farm | 2,542 | 102,994,870 | 2.21 |
| Commercial | 5,419 | 786,787,930 | 16.88 |
| Industrial | 389 | 264,932,720 | 5.69 |
| Apartments | 319 | 171,712,120 | 3.68 |
| TOTAL | 96,289 | 4,660,240,965 | 100.00 |

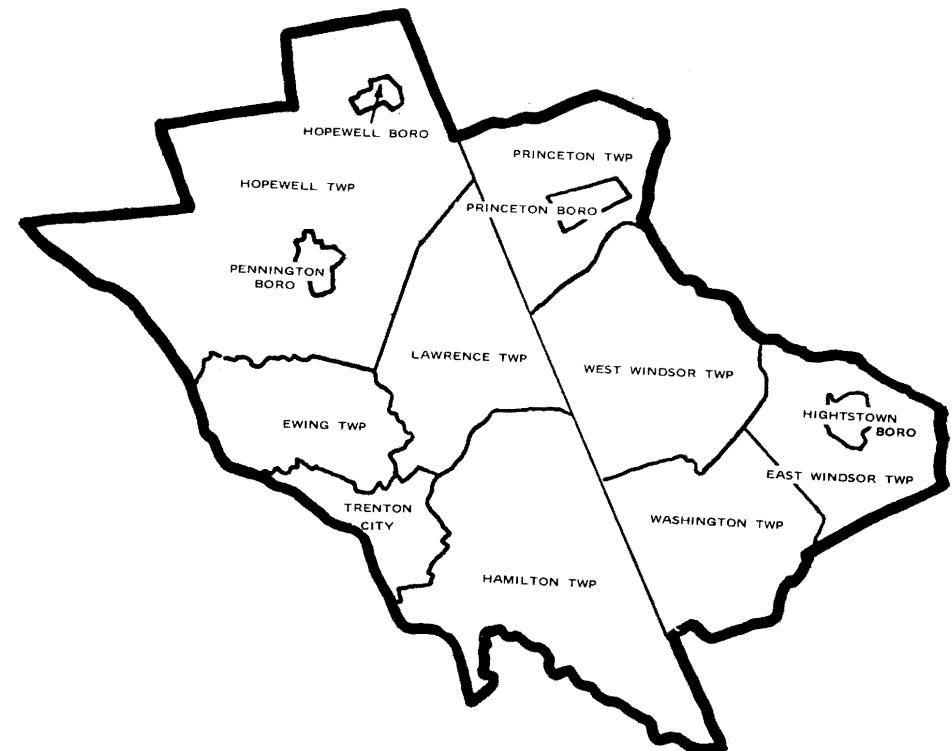
Bond Ratings:

Moody's AA1

Standard & Poor's



MERCER COUNTY



*County Executive Plan – Optional County Charter Law-1972

1200

Population 1980 595,893

Population 1985 626,703

S & P Rating AA+

Moody Rating AAA

Land Area 311.00

Sq. Miles

Net Valuation Taxable

14,829,595,393

Net Valuation on Which County Taxes

are apportioned:

20,890,100,665

MIDDLESEX COUNTY – Class 2**Form of Government:****Board of Chosen Freeholders****Number of Freeholders on Board – 7****PER CAPITA:**

Gross Debt 300.94

Net Debt 272.59

Debt Service 30.03

Total Tax Levy 190.09

County Functions: 267.05

PER CENT:

Gross Debt 1.06

Net Debt .96

| EXPENDITURES | | EXPENDITURES (cont'd.) | | REVENUES REALIZED | |
|--|---------------|--|-------------------|--|----------------|
| GENERAL GOVERNMENT | | EDUCATION (excluding schools) | | Property Taxes | |
| Governing Body and Public Boards | 393,292.00 | County Superintendent of Schools | 172,890.00 | | 119,132,800.00 |
| County Clerk | 507,914.00 | Vocational Schools | 11,487,773.00 | Financial Business Tax | |
| Financial Administration | 635,635.00 | County College | 8,108,700.00 | Franchise Tax | |
| Board of Taxation | 170,995.00 | County Extension Services | 134,699.00 | Bank Corp. Tax | |
| Planning, Housing, Development | 1,412,220.00 | Libraries | | Other Miscellaneous Taxes | 2,877,181.78 |
| Human Resources | 509,450.00 | Other Educational Services | 6,221,743.00 | State Aid Revenues | 7,569,548.67 |
| Elections | 1,188,765.00 | STATUTORY EXPENDITURES | | Federal Aid Revenues | 5,333,000.00 |
| General Administration | 6,737,163.00 | Pensions and F.I.C.A. | 9,785,426.00 | State and Local Fiscal Assistance Act Utilized | 16,800,611.29 |
| JUDICIARY | | Employee Fringe Benefits | 5,143,000.00 | Institutional Revenues | 808,266.91 |
| Superior Court-Law Division | | Other Statutory Expenditures | | Courts | 3,420,705.11 |
| County Courts | 2,662,330.00 | Ceta & Other Public Employment Programs | | County Clerk & Register | 197,718.64 |
| County District Courts | | COUNTY FUNCTIONS TOTAL | 148,519,812.00 | Surrogate | 332,782.95 |
| Juvenile and Domestic Relations Courts | | CAPITAL IMPROVEMENTS *MEMO | 1,360,000.00 | Sheriff | 11,150,810.53 |
| Jury Commission and Jurors' Fees | 337,720.00 | DEBT SERVICE | | Other Miscellaneous Revenues | |
| Law Library | 157,600.00 | Principal Payments | 9,953,000.00 | Other Revenues, Revenue Sharing, Tax Effort | |
| Prosecutor's Office | 4,961,454.00 | Interest Payments | 8,868,399.05 | TOTAL | 167,623,425.88 |
| Surrogate's Office | 225,320.00 | | | Prior Years Surplus Appropriated | 4,900,000.00 |
| Probation Office | 4,368,581.00 | DEFERRED CHARGES | 20,038.67 | REVENUES TOTAL | 172,523,425.88 |
| County Clerk (Judicial Functions) | 1,703,235.00 | RESERVE FOR UNCOLLECTED TAXES | | | |
| Sheriff's Office (Judicial Functions) | 2,115,350.00 | | | | |
| Other Judicial | | EXPENDITURES TOTAL | 167,361,249.72 | CURRENT FINANCES DECEMBER 31, | |
| PUBLIC SAFETY | | | | ASSETS | |
| County Police | 333,920.00 | CAPITAL DEBT AUTHORIZED, DECEMBER 31, | | Cash Dec. 31, | 23,591,473.09 |
| Sheriff's Office | 2,380,302.00 | ISSUED AND UNISSUED | | Taxes Receivable | 1,810,935.49 |
| Civil Defense and Disaster Control | 65,625.00 | School | | Emergencies and Other Deferred Charges | 446,138.00 |
| Environmental Inspection and Control | | Self-liquidating | | State Aid Receivable | |
| Weights and Measures | 233,150.00 | Other | 188,599,893 | Other Receivable | 635,058.28 |
| Correctional and Penal | 10,085,898.00 | Total | 188,599,893 | TOTAL | 26,483,604.86 |
| Other Public Safety | 7,500.00 | | | LIABILITIES RESERVES, AND SURPLUS | |
| PUBLIC WORKS | | ISSUED AND OUTSTANDING | | Cash Liabilities | 15,388,202.00 |
| Roads and Bridges, Streets, Drainage | 33,780.00 | School | | Reserves For Receivables | 2,305,325.77 |
| State Aid Motor Vehicle Fund | | Self-liquidating | | Surplus Dec. 31, | 8,790,077.09 |
| County Funds | 3,135,734.00 | Other | | TOTAL | 26,483,604.86 |
| Other Roads and Bridges | | Total | 132,537,000.00 | | |
| Public Buildings and Grounds | 3,452,165.00 | | 132,537,000.00 | | |
| Other Public Works | 3,376,949.00 | Equalized Valuation Basis | | | |
| HEALTH AND WELFARE | | for Net Debt Computation | 17,727,057,167.66 | | |
| County Health Department | 1,414,281.00 | CAPITAL OUTLAY TOTAL | 15,734,218.68 | | |
| Mental Health Activities | 11,605,182.00 | | | | |
| Tubercular Patient Care | | Public Enterprises | | | |
| County Hospitals, Homes | 91,250.00 | Recreation—Culture | 51,711.67 | | |
| County Aid to Hospitals | 22,624,960.00 | Public Works | 13,919,700.02 | | |
| Health Clinics | | Buildings and Grounds | 502,532.29 | | |
| Mosquito Extermination | 851,500.00 | Library and Education | 1,260,274.70 | | |
| Health Services Except Environmental | 1,595,643.00 | Conservation | | | |
| County Welfare Board | 9,448,688.00 | All Other | | | |
| Child Welfare | 235,150.00 | | | | |
| Other Welfare Services | 1,521,233.00 | | | | |
| RECREATION AND CONSERVATION | | | | | |
| Parks, Playgrounds, Shade Trees | 6,526,660.00 | | | | |
| Land Reclamation and Conservation | 354,137.00 | | | | |
| Other Recreational Services | 4,800.00 | | | | |

COUNTY Middlesex

COUNTY SEAT New Brunswick City

Form of Government: Board of Chosen Freeholders 7 Members

Number of Constituent Municipalities 25

Population Census 1980 595,893

Population Estimated 1985 626,703

Land Area — Square Miles 311.00

Net Valuation on which County Taxes are Apportioned \$20,890,100,665

Tax Rate per \$100 \$.570

Tax Levy \$119,132,800.00

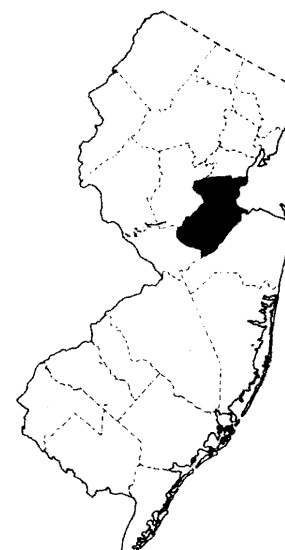
Distribution of Ratables:

| Class | Line Items | Assessed Valuation | % of Valuation |
|--------------|----------------|-----------------------|----------------|
| Vacant Land | 18,817 | 564,748,400 | 3.86 |
| Residential | 150,468 | 8,611,101,800 | 58.91 |
| Farm | 2,095 | 79,843,600 | .55 |
| Commercial | 7,100 | 1,643,448,800 | 11.24 |
| Industrial | 2,002 | 2,908,222,100 | 19.89 |
| Apartments | 641 | 810,989,100 | 5.55 |
| TOTAL | 181,123 | 14,618,353,800 | 100.00 |

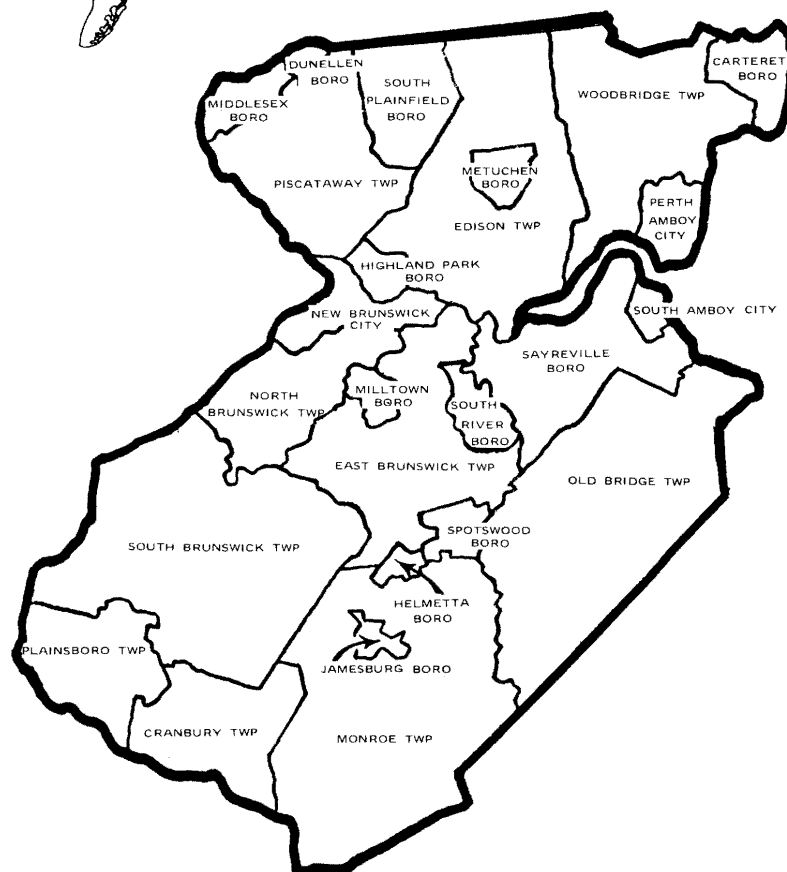
Bond Ratings:

Moody's AAA

Standard & Poor's AA+



MIDDLESEX COUNTY



1300
 Population 1980 503,173
 Population 1985 530,913
 S & P Rating AA-
 Moody Rating AA
 Land Area 471.57 Sq. Miles 16,022,212,672

Net Valuation Taxable
 14,884,082,956
 Net Valuation on Which County Taxes
 are apportioned:

MONMOUTH COUNTY – Class 5
Form of Government:
Board of Chosen Freeholders
Number of Freeholders on Board – 5

PER CAPITA:
 Gross Debt 184.22
 Net Debt 152.34
 Debt Service 20.62
 Total Tax Levy 159.27
 County Functions: 227.64

PER CENT:
 Gross Debt .63
 Net Debt .52

| EXPENDITURES | | EXPENDITURES (cont'd.) | | REVENUES REALIZED | |
|--|---------------|--|-------------------|--|----------------|
| GENERAL GOVERNMENT | | EDUCATION (excluding schools) | | Property Taxes | 84,559,554.00 |
| Governing Body and Public Boards | 727,146.98 | County Superintendent of Schools | 165,722.00 | Financial Business Tax | |
| County Clerk | 867,002.00 | Vocational Schools | 4,391,959.00 | Franchise Tax | 252,380.08 |
| Financial Administration | 431,402.00 | County College | 9,208,179.00 | Bank Corp. Tax | |
| Board of Taxation | 148,770.00 | County Extension Services | 149,344.00 | Other Miscellaneous Taxes | |
| Planning, Housing, Development | 595,876.01 | Libraries | | State Aid Revenues | 8,728,763.56 |
| Human Resources | 3,021,072.32 | Other Educational Services | 5,320,919.13 | Federal Aid Revenues | 40,449.40 |
| Elections | 1,066,156.00 | STATUTORY EXPENDITURES | | State and Local Fiscal Assistance Act Utilized | 3,972,367.25 |
| General Administration | 6,178,363.70 | Pensions and F.I.C.A. | 5,730,802.00 | Institutional Revenues | 6,646,360.61 |
| JUDICIARY | | Employee Fringe Benefits | 3,956,000.00 | Courts | 503,111.19 |
| Superior Court-Law Division | | Other Statutory Expenditures | 200,000.00 | County Clerk & Register | 3,669,058.26 |
| County Courts | 1,726,114.52 | Ceta & Other Public Employment Programs | | Surrogate | 216,649.87 |
| County District Courts | | COUNTY FUNCTIONS TOTAL | 109,911,574.03 | Sheriff | 406,264.21 |
| Juvenile and Domestic Relations Courts | | CAPITAL IMPROVEMENTS *MEMO | | Other Miscellaneous Revenues | 13,895,403.07 |
| Jury Commission and Jurors' Fees | 359,792.00 | DEBT SERVICE | | Other Revenues, Revenue Sharing, Tax Effort | |
| Law Library | 29,000.00 | Principal Payments | 6,105,000.00 | TOTAL | 122,890,361.50 |
| Prosecutor's Office | 4,418,735.63 | Interest Payments | 4,841,946.37 | Prior Years Surplus Appropriated | 7,100,000.00 |
| Surrogate's Office | 313,731.00 | | | REVENUES TOTAL | 129,990,361.50 |
| Probation Office | 2,811,663.00 | DEFERRED CHARGES | | CURRENT FINANCES DECEMBER 31, | |
| County Clerk (Judicial Functions) | 952,999.00 | RESERVE FOR UNCOLLECTED TAXES | | ASSETS | |
| Sheriff's Office (Judicial Functions) | | EXPENDITURES TOTAL | 120,858,520.40 | Cash Dec. 31, | 40,684,248.94 |
| Other Judicial | | | | Taxes Receivable | 1,905,263.96 |
| PUBLIC SAFETY | | CAPITAL DEBT AUTHORIZED, DECEMBER 31, | | Emergencies and Other Deferred Charges | |
| County Police | 996,560.81 | ISSUED AND UNISSUED GROSS DEBT | | State Aid Receivable | |
| Sheriff's Office | 1,495,212.00 | School | | Other Receivable | 1,126,114.39 |
| Civil Defense and Disaster Control | 78,925.70 | Self-liquidating | 32,200 | TOTAL | 43,715,627.29 |
| Environmental Inspection and Control | | Other | 97,771,444 | LIABILITIES RESERVES, AND SURPLUS | |
| Weights and Measures | 154,736.00 | Total | 97,803,644 | Cash Liabilities | 27,724,262.58 |
| Correctional and Penal | 5,588,421.25 | | | Reserves For Receivables | 3,011,507.35 |
| Other Public Safety | 259,325.00 | ISSUED AND OUTSTANDING | | Surplus Dec. 31, | 12,979,857.36 |
| PUBLIC WORKS | | School | | TOTAL | 43,715,627.29 |
| Roads and Bridges, Streets, Drainage | 296,000.00 | Self-liquidating | 32,200,000.00 | | |
| State Aid Motor Vehicle Fund | | Other | 88,695,000.00 | | |
| County Funds | 6,050,933.00 | Total | 120,895,000.00 | | |
| Other Roads and Bridges | | Equalized Valuation Basis | | | |
| Public Buildings and Grounds | 5,239,615.00 | for Net Debt Computation | 15,461,000,063.66 | | |
| Other Public Works | 1,195,702.00 | CAPITAL OUTLAY TOTAL | 28,183,206.46 | | |
| HEALTH AND WELFARE | | Public Enterprises | | | |
| County Health Department | 302,645.00 | Recreation—Culture | | | |
| Mental Health Activities | 7,589,076.00 | Public Works | 500,064.19 | | |
| Tubercular Patient Care | | Buildings and Grounds | 24,594,071.97 | | |
| County Hospitals, Homes | 4,782,010.00 | Library and Education | 3,036,300.38 | | |
| County Aid to Hospitals | | Conservation | 52,769.92 | | |
| Health Clinics | 199,144.00 | All Other | | | |
| Mosquito Extermination | 480,001.00 | | | | |
| Health Services Except Environmental | 1,445,768.00 | | | | |
| County Welfare Board | 10,921,003.43 | | | | |
| Child Welfare | 1,270,000.00 | | | | |
| Other Welfare Services | 140,967.00 | | | | |
| RECREATION AND CONSERVATION | | | | | |
| Parks, Playgrounds, Shade Trees | 8,606,960.25 | | | | |
| Land Reclamation and Conservation | 44,270.05 | | | | |
| Other Recreational Services | 3,549.25 | | | | |

1400

Population 1980 407,630 Net Valuation Taxable
 Population 1985 417,124 14,063,588,503
 S & P Rating AAA Net Valuation on Which County Taxes
 Moody Rating AAA are apportioned:
 Land Area 470.24 Sq. Miles 19,729,868,017

MORRIS COUNTY – Class 2**Form of Government:****Board of Chosen Freeholders****Number of Freeholders on Board – 7****PER CAPITA:**

Gross Debt 211.40
 Net Debt 211.40
 Debt Service 24.37
 Total Tax Levy 170.59
 County Functions: 236.87

PER CENT:

Gross Debt .51
 Net Debt .51

| EXPENDITURES | | EXPENDITURES (cont'd.) | | REVENUES REALIZED | |
|--|---------------|--|----------------------|--|-----------------------|
| GENERAL GOVERNMENT | | EDUCATION (excluding schools) | | Property Taxes | 71,157,008.40 |
| Governing Body and Public Boards | 573,706.00 | County Superintendent of Schools | 146,340.00 | Financial Business Tax | |
| County Clerk | 594,532.00 | Vocational Schools | 1,786,391.00 | Franchise Tax | |
| Financial Administration | 2,060,198.00 | County College | 5,675,000.00 | Bank Corp. Tax | |
| Board of Taxation | 113,015.00 | County Extension Services | 205,135.00 | Other Miscellaneous Taxes | |
| Planning, Housing, Development | 561,030.00 | Libraries | 1,307,187.00 | State Aid Revenues | 1,186,227.19 |
| Human Resources | 43,000.00 | Other Educational Services | 1,324,491.25 | Federal Aid Revenues | 1,072,996.25 |
| Elections | 1,115,370.00 | STATUTORY EXPENDITURES | | State and Local Fiscal Assistance Act Utilized | 2,600,657.83 |
| General Administration | 4,352,748.00 | Pensions and F.I.C.A. | 5,248,319.45 | Institutional Revenues | 9,250,151.62 |
| JUDICIARY | | Employee Fringe Benefits | 3,400,000.00 | Courts | 130,613.85 |
| Superior Court-Law Division | 1,339,877.00 | Other Statutory Expenditures | 37,500.00 | County Clerk & Register | 3,550,557.24 |
| County Courts | 347,120.00 | Ceta & Other Public Employment Programs | | Surrogate | 130,011.23 |
| County District Courts | | COUNTY FUNCTIONS TOTAL | 87,439,006.53 | Sheriff | 264,300.34 |
| Juvenile and Domestic Relations Courts | | CAPITAL IMPROVEMENTS *MEMO | 850,000.00 | Other Miscellaneous Revenues | 8,177,767.19 |
| Jury Commission and Jurors' Fees | 252,380.00 | DEBT SERVICE | | Other Revenues, Revenue Sharing, Tax Effort | |
| Law Library | 97,205.00 | Principal Payments | 6,025,000.00 | TOTAL | 97,520,291.14 |
| Prosecutor's Office | 3,066,058.00 | Interest Payments | 4,140,768.82 | Prior Years Surplus Appropriated | 10,210,000.00 |
| Surrogate's Office | 230,660.00 | DEFERRED CHARGES | 1,200,000.00 | REVENUES TOTAL | 107,730,291.14 |
| Probation Office | 2,046,357.00 | RESERVE FOR UNCOLLECTED TAXES | | | |
| County Clerk (Judicial Functions) | 966,895.00 | | | CURRENT FINANCES DECEMBER 31, | |
| Sheriff's Office (Judicial Functions) | | EXPENDITURES TOTAL | 98,804,775.35 | ASSETS | |
| Other Judicial | | | | Cash Dec. 31, | 24,336,091.95 |
| PUBLIC SAFETY | | CAPITAL DEBT AUTHORIZED, DECEMBER 31, | | Taxes Receivable | 855,178.53 |
| County Police | 178,506.00 | ISSUED AND UNISSUED GROSS DEBT | NET DEBT | Emergencies and Other Deferred Charges | |
| Sheriff's Office | 2,953,725.00 | School | | State Aid Receivable | |
| Civil Defense and Disaster Control | 231,885.00 | Self-liquidating | | Other Receivable | 486,021.00 |
| Environmental Inspection and Control | 1,200.00 | Other | 88,182,000 | TOTAL | 25,677,291.48 |
| Weights and Measures | 126,100.00 | Total | 88,182,000 | LIABILITIES RESERVES, AND SURPLUS | |
| Correctional and Penal | 3,022,916.00 | | | Cash Liabilities | 12,002,458.92 |
| Other Public Safety | 89,585.00 | ISSUED AND OUTSTANDING | | Reserves For Receivables | 1,301,868.53 |
| PUBLIC WORKS | | School | | Surplus Dec. 31, | 12,372,964.03 |
| Roads and Bridges, Streets, Drainage | 1,011,595.75 | Self-liquidating | | TOTAL | 25,677,291.48 |
| State Aid Motor Vehicle Fund | | Other | 69,814,000.00 | | |
| County Funds | 5,179,638.00 | Total | 69,814,000.00 | | |
| Other Roads and Bridges | | Equalized Valuation Basis | | | |
| Public Buildings and Grounds | 3,421,822.08 | for Net Debt Computation | 17,437,812,856.33 | | |
| Other Public Works | 568,500.00 | CAPITAL OUTLAY TOTAL | 14,639,717.03 | | |
| HEALTH AND WELFARE | | Public Enterprises | | | |
| County Health Department | 269,035.00 | Recreation—Culture | 2,195,629.09 | | |
| Mental Health Activities | 6,612,160.00 | Public Works | 8,634,882.77 | | |
| Tubercular Patient Care | | Buildings and Grounds | 3,672,152.32 | | |
| County Hospitals, Homes | | Library and Education | 126,053.18 | | |
| County Aid to Hospitals | 797,497.00 | Conservation | 10,999.67 | | |
| Health Clinics | 42,000.00 | All Other | | | |
| Mosquito Extermination | 1,317,700.00 | | | | |
| Health Services Except Environmental | 1,350,025.00 | | | | |
| County Welfare Board | 1,914,385.00 | | | | |
| Child Welfare | 1,105,551.00 | | | | |
| Other Welfare Services | 13,498,777.00 | | | | |
| RECREATION AND CONSERVATION | | | | | |
| Parks, Playgrounds, Shade Trees | 6,195,889.00 | | | | |
| Land Reclamation and Conservation | 10,000.00 | | | | |
| Other Recreational Services | | | | | |

COUNTY Morris

COUNTY SEAT Morristown Town

Form of Government: Board of Chosen Freeholders 7 Members

Number of Constituent Municipalities 39

Population Census 1980 407,630

Population Estimated 1985 417,124

Land Area – Square Miles 470.24

Net Valuation on which County Taxes are Apportioned \$19,729,868,017

Tax Rate per \$100 \$.361

Tax Levy \$71,157,008.40

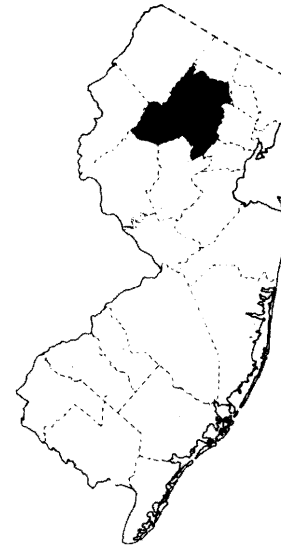
Distribution of Ratables:

| Class | Line Items | Assessed Valuation | % of Valuation |
|--------------|----------------|-----------------------|----------------|
| Vacant Land | 16,046 | 653,956,949 | 4.73 |
| Residential | 111,848 | 9,181,065,888 | 66.37 |
| Farm | 1,931 | 87,475,076 | .63 |
| Commercial | 4,870 | 2,287,070,220 | 16.53 |
| Industrial | 818 | 1,143,431,456 | 8.27 |
| Apartments | 304 | 479,559,466 | 3.47 |
| TOTAL | 135,817 | 13,832,559,055 | 100.00 |

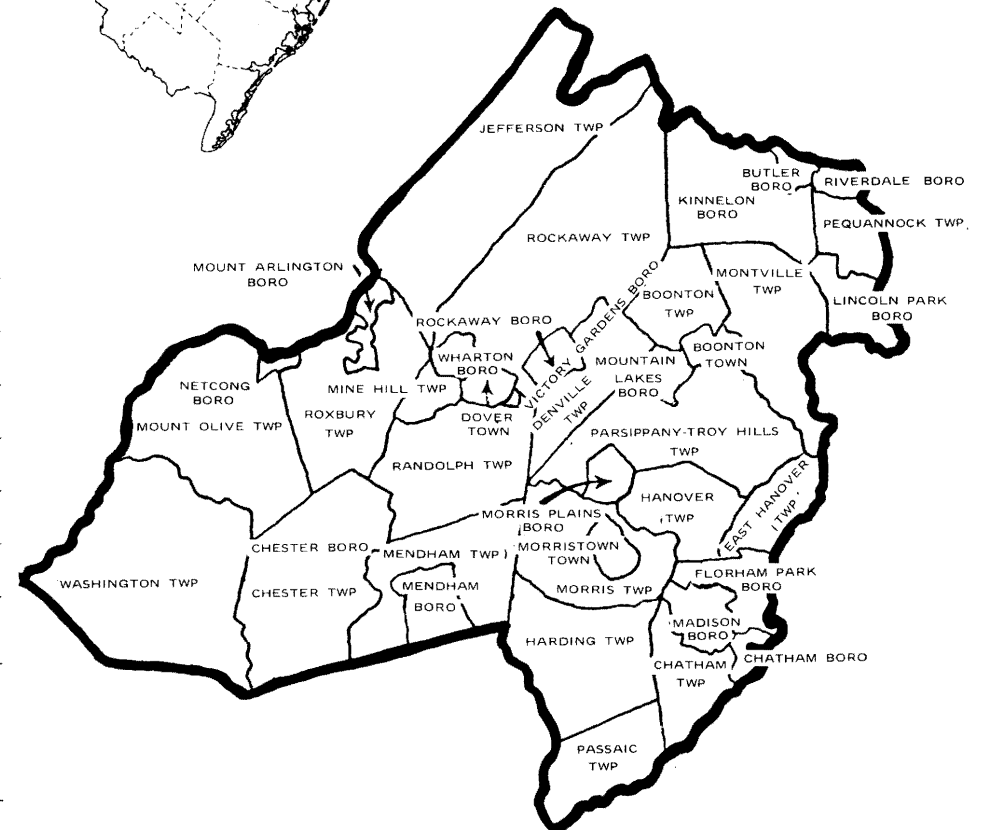
Bond Ratings:

Moody's AAA

Standard & Poor's AAA



MORRIS COUNTY



1500

Population 1980 346,038
 Population 1985 379,973
 S & P Rating A+
 Moody Rating A1
 Land Area 637.09 Sq. Miles 13,688,805,411

Net Valuation Taxable
 11,420,465,904
 Net Valuation on Which County Taxes
 are apportioned:

OCEAN COUNTY - Class 5**Form of Government:****Board of Chosen Freeholders****Number of Freeholders on Board - 5****PER CAPITA:**

Gross Debt 185.24
 Net Debt 184.87
 Debt Service 20.43
 Total Tax Levy 157.22
 County Functions: 224.44

PER CENT:

Gross Debt .53
 Net Debt .53

| EXPENDITURES | | EXPENDITURES (cont'd.) | | REVENUES REALIZED | |
|--|--------------|---|-------------------|--|---------------|
| GENERAL GOVERNMENT | | EDUCATION (excluding schools) | | Property Taxes | |
| Governing Body and Public Boards | 123,570.00 | County Superintendent of Schools | 127,650.00 | | 59,741,179.83 |
| County Clerk | 779,000.00 | Vocational Schools | 4,200,000.00 | Financial Business Tax | |
| Financial Administration | 663,899.00 | County College | 4,470,000.00 | Franchise Tax | |
| Board of Taxation | 169,650.00 | County Extension Services | 200,760.00 | Bank Corp. Tax | |
| Planning, Housing, Development | 2,651,209.00 | Libraries | | Other Miscellaneous Taxes | |
| Human Resources | 2,171,264.09 | Other Educational Services | 2,174,863.03 | State Aid Revenues | 3,559,122.65 |
| Elections | 950,850.00 | STATUTORY EXPENDITURES | | Federal Aid Revenues | 1,829,010.96 |
| General Administration | 7,381,078.60 | Pensions and F.I.C.A. | 4,090,000.00 | State and Local Fiscal Assistance Act Utilized | 4,692,035.20 |
| JUDICIARY | | Employee Fringe Benefits | 2,150,000.00 | Institutional Revenues | |
| Superior Court-Law Division | 1,664,500.00 | Other Statutory Expenditures | 150,000.00 | Courts | 224,170.27 |
| County Courts | 161,640.00 | Ceta & Other Public Employment Programs | | County Clerk & Register | 2,912,504.12 |
| County District Courts | | COUNTY FUNCTIONS TOTAL | 74,757,616.94 | Surrogate | 209,945.25 |
| Juvenile and Domestic Relations Courts | 41,425.00 | CAPITAL IMPROVEMENTS *MEMO | 2,169,000.00 | Sheriff | 281,485.73 |
| Jury Commission and Jurors' Fees | 125,850.00 | DEBT SERVICE | | Other Miscellaneous Revenues | 8,583,992.95 |
| Law Library | 39,000.00 | Principal Payments | 2,950,000.00 | Other Revenues, Revenue Sharing, Tax Effort | |
| Prosecutor's Office | 2,197,000.00 | Interest Payments | 4,813,239.31 | TOTAL | 82,033,446.96 |
| Surrogate's Office | 269,000.00 | DEFERRED CHARGES | 2,761,967.84 | Prior Years Surplus Appropriated | 3,500,000.00 |
| Probation Office | 1,880,610.00 | RESERVE FOR UNCOLLECTED TAXES | | REVENUES TOTAL | 85,533,446.96 |
| County Clerk (Judicial Functions) | | EXPENDITURES TOTAL | 85,282,824.09 | CURRENT FINANCES DECEMBER 31, | |
| Sheriff's Office (Judicial Functions) | | | | ASSETS | |
| Other Judicial | 5,000.00 | | | Cash Dec. 31, | 16,500,254.36 |
| PUBLIC SAFETY | | | | Taxes Receivable | 1,015,568.83 |
| County Police | 13,500.00 | CAPITAL DEBT AUTHORIZED DECEMBER 31, | | Emergencies and Other Deferred Charges | 300,000.00 |
| Sheriff's Office | 2,946,400.00 | ISSUED AND UNISSUED GROSS DEBT | NET DEBT | State Aid Receivable | |
| Civil Defense and Disaster Control | | School | | Other Receivable | 4,510,366.25 |
| Environmental Inspection and Control | 736,141.00 | Self-liquidating | | TOTAL | 22,326,189.44 |
| Weights and Measures | 147,385.00 | Other | 70,387,651 | | |
| Correctional and Penal | 2,625,000.00 | Total | 70,387,651 | LIABILITIES RESERVES, AND SURPLUS | |
| Other Public Safety | 61,180.20 | | | Cash Liabilities | 13,978,362.88 |
| PUBLIC WORKS | | | | Reserves For Receivables | 5,525,935.08 |
| Roads and Bridges, Streets, Drainage | 4,434,160.74 | ISSUED AND OUTSTANDING | | Surplus Dec. 31, | 2,821,891.48 |
| State Aid Motor Vehicle Fund | | School | | TOTAL | 22,326,189.44 |
| County Funds | 4,993,650.00 | Self-liquidating | | | |
| Other Roads and Bridges | | Other | 56,975,000.00 | | |
| Public Buildings and Grounds | 2,985,288.11 | Total | 56,975,000.00 | | |
| Other Public Works | 1,902,687.50 | Equalized Valuation Basis for Net Debt Computation | 13,264,467,539.66 | | |
| HEALTH AND WELFARE | | CAPITAL OUTLAY TOTAL | 9,989,922.79 | | |
| County Health Department | 201,000.00 | | | | |
| Mental Health Activities | 2,994,646.40 | Public Enterprises | | | |
| Tubercular Patient Care | | Recreation—Culture | 741,326.05 | | |
| County Hospitals, Homes | | Public Works | 6,357,343.30 | | |
| County Aid to Hospitals | 150,000.00 | Buildings and Grounds | 2,851,233.24 | | |
| Health Clinics | | Library and Education | 40,020.20 | | |
| Mosquito Extermination | 636,000.00 | Conservation | | | |
| Health Services Except Environmental | 1,277,117.00 | All Other | | | |
| County Welfare Board | 6,805,563.44 | | | | |
| Child Welfare | 1,329,406.89 | | | | |
| Other Welfare Services | 9,000.00 | | | | |
| RECREATION AND CONSERVATION | | | | | |
| Parks, Playgrounds, Shade Trees | 1,301,333.94 | | | | |
| Land Reclamation and Conservation | 312,754.00 | | | | |
| Other Recreational Services | 57,584.00 | | | | |

COUNTY Ocean

COUNTY SEAT Toms River

Form of Government: Board of Chosen Freeholders 5 Members

Number of Constituent Municipalities 33

Population Census 1980 346,038

Population Estimated 1985 379,973

Land Area – Square Miles 637.09

Net Valuation on which County Taxes are Apportioned \$13,688,805,411

Tax Rate per \$100 \$.436

Tax Levy \$59,741,179.83

Distribution of Ratables:

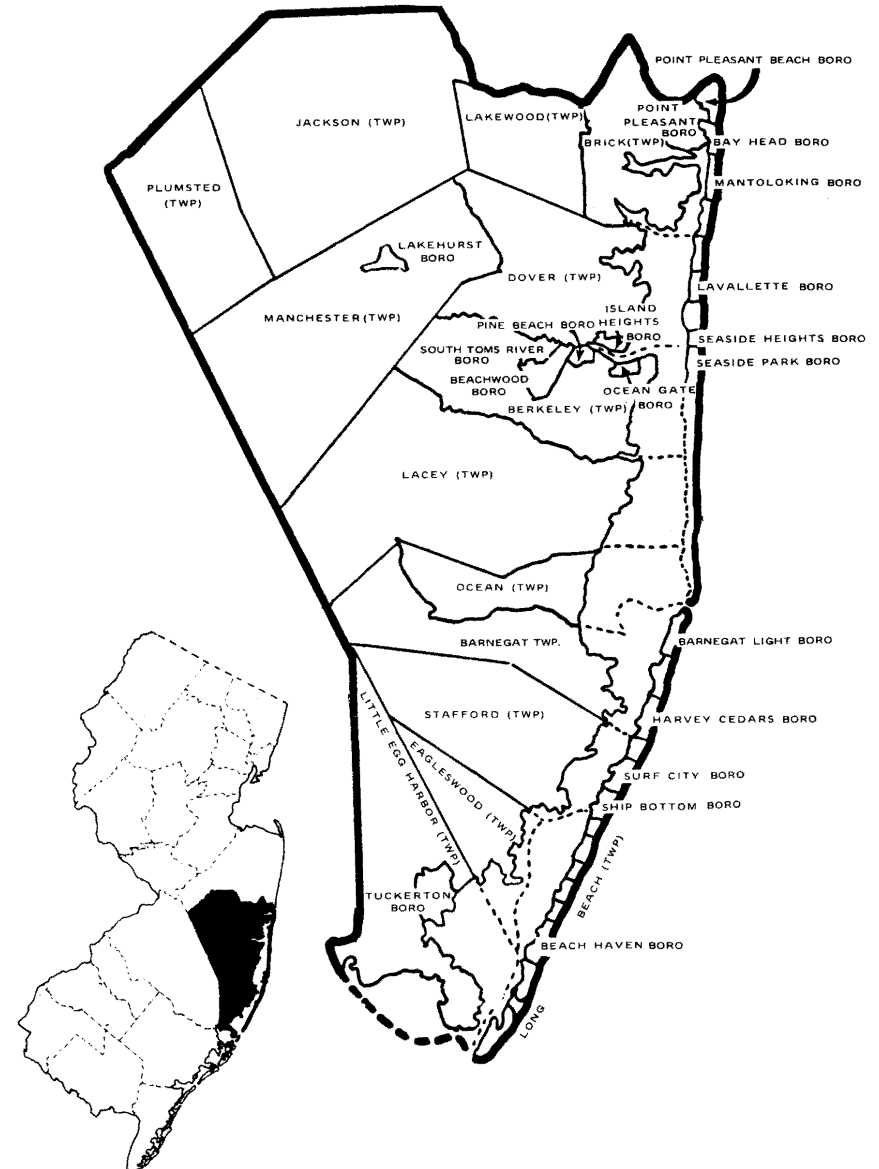
| Class | Line Items | Assessed Valuation | % of Valuation |
|--------------|----------------|-----------------------|----------------|
| Vacant Land | 65,411 | 732,240,368 | 6.49 |
| Residential | 155,355 | 8,967,909,345 | 79.43 |
| Farm | 950 | 32,478,050 | .29 |
| Commercial | 4,946 | 1,069,448,314 | 9.47 |
| Industrial | 178 | 144,048,600 | 1.28 |
| Apartments | 526 | 344,827,046 | 3.04 |
| TOTAL | 227,366 | 11,290,951,723 | 100.00 |

Bond Ratings:

Moody's A1

Standard & Poor's A+

OCEAN COUNTY



1600

Population 1980 447,585

Population 1985 461,382

S & P Rating

Moody Rating AA

Land Area 192.01

Sq. Miles 10,982,451,699

Net Valuation Taxable

5,340,036,520

Net Valuation on Which County Taxes

are apportioned:

PASSAIC COUNTY – Class 2**Form of Government:****Board of Chosen Freeholders****Number of Freeholders on Board – 7****PER CAPITA:**

Gross Debt

Net Debt

Debt Service

Total Tax Levy

County Functions:

162.19

155.06

21.15

150.37

242.47

PER CENT:

Gross Debt

Net Debt

.70

.67

| EXPENDITURES | | EXPENDITURES (cont'd.) | | REVENUES REALIZED | |
|--|---------------|--|-------------------|--|----------------|
| GENERAL GOVERNMENT | | EDUCATION (excluding schools) | | Property Taxes | |
| Governing Body and Public Boards | 224,886.00 | County Superintendent of Schools | 179,150.00 | | 69,377,199.11 |
| County Clerk | 843,970.00 | Vocational Schools | 3,851,434.00 | Financial Business Tax | |
| Financial Administration | 706,300.00 | County College | 3,350,000.00 | Franchise Tax | |
| Board of Taxation | 180,000.00 | County Extension Services | 107,710.00 | Bank Corp. Tax | |
| Planning, Housing, Development | 423,521.00 | Libraries | | Other Miscellaneous Taxes | 372,610.30 |
| Human Resources | 2,984,950.95 | Other Educational Services | 5,635,075.00 | State Aid Revenues | 13,126,401.37 |
| Elections | 838,300.00 | STATUTORY EXPENDITURES | | Federal Aid Revenues | 5,719,254.00 |
| General Administration | 6,828,127.00 | Pensions and F.I.C.A. | 8,251,319.92 | State and Local Fiscal Assistance Act Utilized | 4,832,127.23 |
| JUDICIARY | | Employee Fringe Benefits | 4,230,200.00 | Institutional Revenues | 2,473,779.31 |
| Superior Court-Law Division | 2,012,647.00 | Other Statutory Expenditures | 850,000.00 | Courts | 308,804.59 |
| County Courts | 145,250.00 | Ceta & Other Public Employment Programs | | County Clerk & Register | 1,884,876.30 |
| County District Courts | | COUNTY FUNCTIONS TOTAL | 102,056,915.52 | Surrogate | 164,846.39 |
| Juvenile and Domestic Relations Courts | 1,210,652.00 | CAPITAL IMPROVEMENTS *MEMO | 300,000.00 | Sheriff | 283,285.72 |
| Jury Commission and Jurors' Fees | 414,770.00 | DEBT SERVICE | | Other Miscellaneous Revenues | 11,798,190.82 |
| Law Library | 125,662.00 | Principal Payments | 5,165,000.00 | Other Revenues, Revenue Sharing, Tax Effort | |
| Prosecutor's Office | 4,167,100.00 | Interest Payments | 4,592,755.50 | TOTAL | 110,341,375.14 |
| Surrogate's Office | 381,962.00 | DEFERRED CHARGES | 57,575.86 | Prior Years Surplus Appropriated | 2,980,000.00 |
| Probation Office | 4,213,443.00 | RESERVE FOR UNCOLLECTED TAXES | | REVENUES TOTAL | 113,321,375.14 |
| County Clerk (Judicial Functions) | 811,073.00 | EXPENDITURES TOTAL | 111,872,246.88 | CURRENT FINANCES DECEMBER 31, | |
| Sheriff's Office (Judicial Functions) | 1,826,500.00 | | | ASSETS | |
| Other Judicial | | CAPITAL DEBT AUTHORIZED, DECEMBER 31, | | Cash Dec. 31, | 8,703,824.36 |
| PUBLIC SAFETY | | ISSUED AND UNISSUED GROSS DEBT | NET DEBT | Taxes Receivable | |
| County Police | 365,609.42 | School | | Emergencies and Other Deferred Charges | |
| Sheriff's Office | 745,000.00 | Self-liquidating | | State Aid Receivable | |
| Civil Defense and Disaster Control | 62,000.00 | Other | 74,833,462 | Other Receivable | 2,550,925.85 |
| Environmental Inspection and Control | | Total | 74,833,462 | TOTAL | 11,254,750.21 |
| Weights and Measures | 84,800.00 | | | LIABILITIES RESERVES, AND SURPLUS | |
| Correctional and Penal | 7,536,000.00 | ISSUED AND OUTSTANDING | | Cash Liabilities | 7,288,872.57 |
| Other Public Safety | 182,500.00 | School | | Reserves For Receivables | 280,291.76 |
| PUBLIC WORKS | | Self-liquidating | | Surplus Dec. 31, | 3,685,585.88 |
| Roads and Bridges, Streets, Drainage | | Other | | TOTAL | 11,254,750.21 |
| State Aid Motor Vehicle Fund | | Total | 61,990,000.00 | | |
| County Funds | 1,781,000.00 | | 61,990,000.00 | | |
| Other Roads and Bridges | | Equalized Valuation Basis | | | |
| Public Buildings and Grounds | 1,520,500.00 | for Net Debt Computation | 10,627,167,500.33 | | |
| Other Public Works | 290,000.00 | CAPITAL OUTLAY TOTAL | 6,881,885.02 | | |
| HEALTH AND WELFARE | | Public Enterprises | | | |
| County Health Department | 345,830.00 | Recreation—Culture | 157,024.50 | | |
| Mental Health Activities | 4,774,800.00 | Public Works | 2,043,875.91 | | |
| Tubercular Patient Care | | Buildings and Grounds | 2,668,306.10 | | |
| County Hospitals, Homes | 10,194,470.00 | Library and Education | 2,012,678.51 | | |
| County Aid to Hospitals | | Conservation | | | |
| Health Clinics | | All Other | | | |
| Mosquito Extermination | | | | | |
| Health Services Except Environmental | 6,163,498.23 | | | | |
| County Welfare Board | 9,430,512.00 | | | | |
| Child Welfare | 1,827,600.00 | | | | |
| Other Welfare Services | 525,788.00 | | | | |
| RECREATION AND CONSERVATION | | | | | |
| Parks, Playgrounds, Shade Trees | 1,419,000.00 | | | | |
| Land Reclamation and Conservation | | | | | |
| Other Recreational Services | 14,000.00 | | | | |

COUNTY Passaic

COUNTY SEAT Paterson City

Form of Government: Board of Chosen Freeholders 7 Members

Number of Constituent Municipalities 16

Population Census 1980 447,585

Population Estimated 1985 461,382

Land Area – Square Miles 192.01

Net Valuation on which County Taxes are Apportioned \$10,982,451,699

Tax Rate per \$100 \$.631

Tax Levy \$69,377,199.11

Distribution of Ratables:

| Class | Line Items | Assessed Valuation | % of Valuation |
|--------------|----------------|----------------------|----------------|
| Vacant Land | 10,323 | 173,639,510 | 3.29 |
| Residential | 92,746 | 3,316,182,700 | 62.83 |
| Farm | 212 | 4,775,600 | .09 |
| Commercial | 7,044 | 968,090,350 | 18.34 |
| Industrial | 1,362 | 613,836,000 | 11.63 |
| Apartments | 1,056 | 201,635,956 | 3.82 |
| TOTAL | 112,743 | 5,278,160,116 | 100.00 |

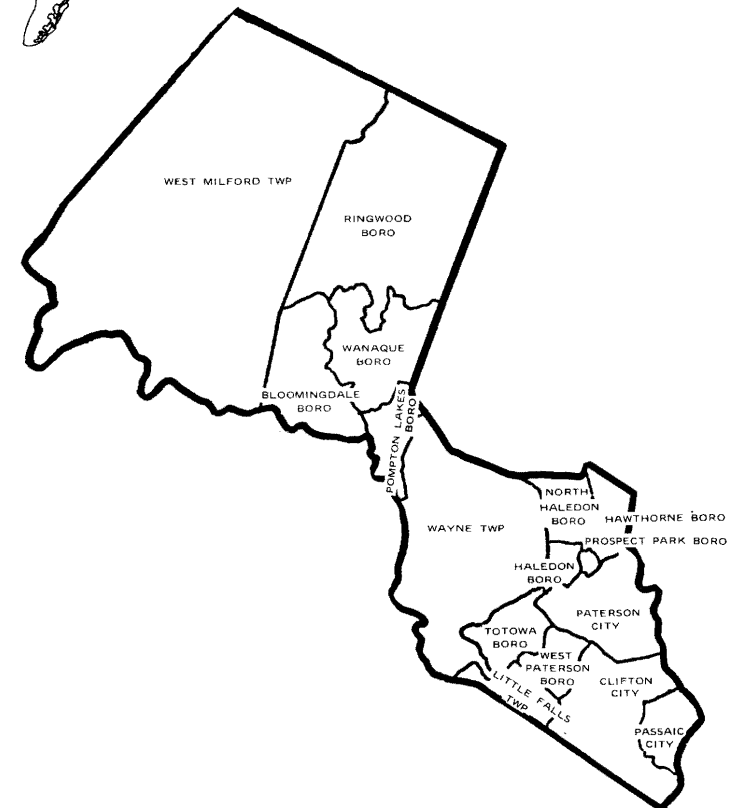
Bond Ratings:

Moody's AA

Standard & Poor's



PASSAIC COUNTY



1700

Population 1980 64,676

Population 1985 65,215

S & P Rating

Moody Rating A

Land Area 346.56 Sq. Miles 1,364,391,177

Net Valuation Taxable

845,426,192

Net Valuation on Which County Taxes
are apportioned:**SALEM COUNTY - Class 3****Form of Government:****Board of Chosen Freeholders****Number of Freeholders on Board - 7****PER CAPITA:**

Gross Debt

58.74

Net Debt

41.60

Debt Service

12.61

Total Tax Levy

162.71

County Functions:

366.66

PER CENT:

Gross Debt

.31

Net Debt

.22

| EXPENDITURES | | EXPENDITURES (cont'd.) | | REVENUES REALIZED | |
|--|--------------|--|-------------------------|--|----------------------|
| GENERAL GOVERNMENT | | EDUCATION (excluding schools) | | Property Taxes | 10,611,000.00 |
| Governing Body and Public Boards | 141,198.00 | County Superintendent of Schools | 99,082.00 | Financial Business Tax | |
| County Clerk | 119,483.00 | Vocational Schools | 881,000.00 | Franchise Tax | |
| Financial Administration | 184,650.00 | County College | 900,000.00 | Bank Corp. Tax | |
| Board of Taxation | 66,134.00 | County Extension Services | 135,060.00 | Other Miscellaneous Taxes | |
| Planning, Housing, Development | 1,112,037.29 | Libraries | | State Aid Revenues | 2,206,093.96 |
| Human Resources | 518,994.80 | Other Educational Services | 930,610.00 | Federal Aid Revenues | 1,363,376.00 |
| Elections | 166,415.00 | STATUTORY EXPENDITURES | | State and Local Fiscal Assistance Act Utilized | 920,685.74 |
| General Administration | 2,014,976.00 | Pensions and F.I.C.A. | 1,153,000.00 | Institutional Revenues | 2,301,030.06 |
| JUDICIARY | | Employee Fringe Benefits | 603,000.00 | Courts | 813,848.38 |
| Superior Court-Law Division | 41,929.00 | Other Statutory Expenditures | 30,000.00 | County Clerk & Register | 155,978.27 |
| County Courts | 138,326.00 | Ceta & Other Public Employment Programs | | Surrogate | 26,826.66 |
| County District Courts | 65,618.00 | COUNTY FUNCTIONS TOTAL | 23,087,264.09 | Sheriff | 26,302.64 |
| Juvenile and Domestic Relations Courts | 116,000.00 | CAPITAL IMPROVEMENTS *MEMO | 25,000.00 | Other Miscellaneous Revenues | 3,990,945.76 |
| Jury Commission and Jurors' Fees | 22,935.00 | DEBT SERVICE | | Other Revenues, Revenue Sharing, Tax Effort | |
| Law Library | 13,080.00 | Principal Payments | 505,000.00 | TOTAL | 22,416,087.47 |
| Prosecutor's Office | 629,839.00 | Interest Payments | 317,162.50 | Prior Years Surplus Appropriated | 1,805,132.12 |
| Surrogate's Office | 104,122.00 | DEFERRED CHARGES | 2,258.72 | REVENUES TOTAL | 24,221,219.59 |
| Probation Office | 603,000.00 | RESERVE FOR UNCOLLECTED TAXES | | | |
| County Clerk (Judicial Functions) | 59,010.00 | | | CURRENT FINANCES DECEMBER 31, | |
| Sheriff's Office (Judicial Functions) | 84,691.00 | | | ASSETS | |
| Other Judicial | | EXPENDITURES TOTAL | 23,911,685.31 | Cash Dec. 31, | 3,282,670.27 |
| PUBLIC SAFETY | | | | Taxes Receivable | 7,580.18 |
| County Police | 20,494.00 | CAPITAL DEBT AUTHORIZED, DECEMBER 31, | | Emergencies and Other Deferred Charges | 1,903,007.52 |
| Sheriff's Office | 313,000.00 | ISSUED AND UNISSUED | GROSS DEBT | State Aid Receivable | 356,202.77 |
| Civil Defense and Disaster Control | 34,690.00 | School | | Other Receivable | |
| Environmental Inspection and Control | 47,964.00 | Self-liquidating | | TOTAL | 5,549,460.74 |
| Weights and Measures | 69,354.00 | Other | 3,831,000 | | |
| Correctional and Penal | 1,211,192.00 | Total | 3,831,000 | LIABILITIES RESERVES, AND SURPLUS | 4,067,302.41 |
| Other Public Safety | 18,822.00 | | | Cash Liabilities | 356,202.77 |
| PUBLIC WORKS | | ISSUED AND OUTSTANDING | | Reserves For Receivables | 1,125,955.56 |
| Roads and Bridges, Streets, Drainage | 1,246,553.00 | School | | Surplus Dec. 31, | |
| State Aid Motor Vehicle Fund | 17,000.00 | Self-liquidating | | TOTAL | 5,549,460.74 |
| County Funds | 1,371,493.00 | Other | | | |
| Other Roads and Bridges | | Total | 3,777,000.00 | | |
| Public Buildings and Grounds | 908,042.00 | Equalized Valuation Basis | | | |
| Other Public Works | 10,000.00 | for Net Debt Computation | 1,222,584,870.00 | | |
| HEALTH AND WELFARE | | CAPITAL OUTLAY TOTAL | 11,527.60 | | |
| County Health Department | 62,750.00 | Public Enterprises | | | |
| Mental Health Activities | 1,406,155.00 | Recreation—Culture | | | |
| Tubercular Patient Care | 3,300.00 | Public Works | | | |
| County Hospitals, Homes | 9,739.00 | Buildings and Grounds | 11,078.15 | | |
| County Aid to Hospitals | 150,000.00 | Library and Education | 449.45 | | |
| Health Clinics | | Conservation | | | |
| Mosquito Extermination | 233,000.00 | All Other | | | |
| Health Services Except Environmental | 1,143,476.00 | | | | |
| County Welfare Board | 3,516,777.00 | | | | |
| Child Welfare | 217,000.00 | | | | |
| Other Welfare Services | 121,873.00 | | | | |
| RECREATION AND CONSERVATION | | | | | |
| Parks, Playgrounds, Shade Trees | 7,500.00 | | | | |
| Land Reclamation and Conservation | 12,900.00 | | | | |
| Other Recreational Services | | | | | |

COUNTY Salem

COUNTY SEAT Salem City

Form of Government: Board of Chosen Freeholders 7 Members

Number of Constituent Municipalities 15

Population Census 1980 64,676

Population Estimated 1985 65,214

Land Area – Square Miles 346.56

Net Valuation on which County Taxes are Apportioned \$1,364,391,177

Tax Rate per \$100 \$.777

Tax Levy \$10,611,000.00

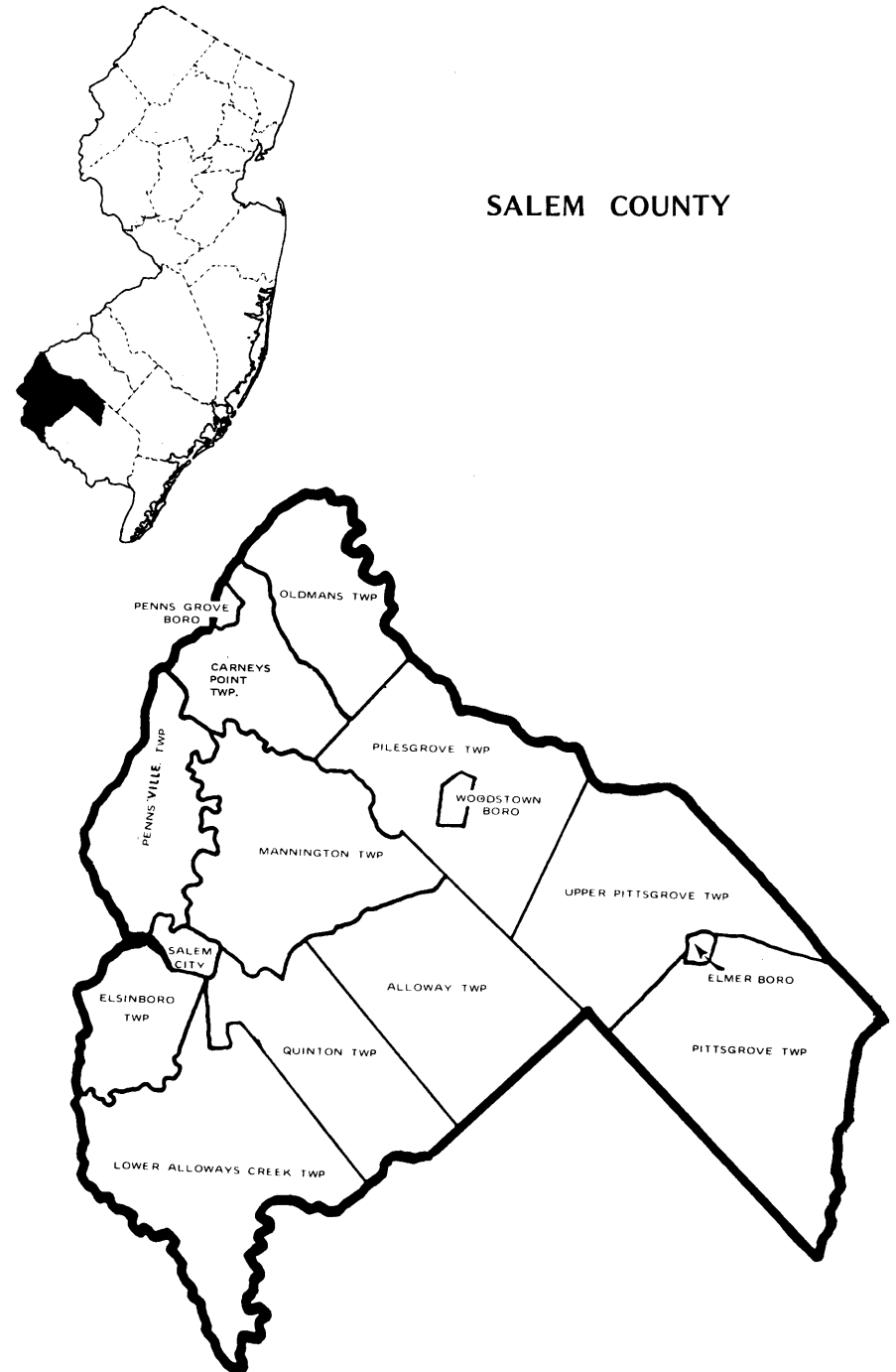
Distribution of Ratables:

| Class | Line Items | Assessed Valuation | % of Valuation |
|--------------|---------------|--------------------|----------------|
| Vacant Land | 6,551 | 31,738,150 | 3.85 |
| Residential | 17,067 | 475,045,570 | 57.59 |
| Farm | 5,467 | 94,263,240 | 11.43 |
| Commercial | 1,132 | 85,889,525 | 10.41 |
| Industrial | 46 | 119,699,325 | 14.52 |
| Apartments | 48 | 18,185,125 | 2.20 |
| TOTAL | 30,311 | 824,820,935 | 100.00 |

Bond Ratings:

Moody's A

Standard & Poor's _____



1800

Population 1980 203,129

Population 1985 210,313

S & P Rating AAA

Moody Rating AA1

Land Area 305.55 Sq. Miles 9,131,007,084

Net Valuation Taxable

6,762,831,747

Net Valuation on Which County Taxes

are apportioned:

SOMERSET COUNTY - Class 3**Form of Government:****Board of Chosen Freeholders****Number of Freeholders on Board - 5****PER CAPITA:**

Gross Debt

426.87

Net Debt

400.42

Debt Service

43.45

Total Tax Levy

217.64

County Functions:

273.73

PER CENT:

Gross Debt

1.04

Net Debt

.97

| EXPENDITURES | | EXPENDITURES (cont'd.) | | REVENUES REALIZED | |
|--|--------------|--|------------------|--|---------------|
| GENERAL GOVERNMENT | | EDUCATION (excluding schools) | | Property Taxes | |
| Governing Body and Public Boards | 679,444.34 | County Superintendent of Schools | 137,238.00 | | 45,774,000.00 |
| County Clerk | 414,894.88 | Vocational Schools | 4,275,224.00 | Financial Business Tax | |
| Financial Administration | 283,568.68 | County College | 3,155,000.00 | Franchise Tax | |
| Board of Taxation | 108,493.47 | County Extension Services | 198,730.65 | Bank Corp. Tax | |
| Planning, Housing, Development | 492,766.31 | Libraries | | Other Miscellaneous Taxes | |
| Human Resources | 583,694.01 | Other Educational Services | 1,253,115.98 | State Aid Revenues | 2,245,427.57 |
| Elections | 492,192.52 | STATUTORY EXPENDITURES | | Federal Aid Revenues | 399,249.25 |
| General Administration | 4,812,000.74 | Pensions and F.I.C.A. | 2,809,000.00 | State and Local Fiscal Assistance Act Utilized | 1,321,206.96 |
| JUDICIARY | | Employee Fringe Benefits | 1,358,000.00 | Institutional Revenues | 538,231.42 |
| Superior Court-Law Division | 770,276.80 | Other Statutory Expenditures | | Courts | 72,233.75 |
| County Courts | 121,720.50 | Ceta & Other Public Employment Programs | 48,339,743.88 | County Clerk & Register | 1,929,012.75 |
| County District Courts | | COUNTY FUNCTIONS TOTAL | 57,571,178.38 | Surrogate | 108,118.07 |
| Juvenile and Domestic Relations Courts | | CAPITAL IMPROVEMENTS *MEMO | 940,000.00 | Sheriff | 136,277.22 |
| Jury Commission and Jurors' Fees | 105,577.83 | DEBT SERVICE | | Other Miscellaneous Revenues | 7,467,298.66 |
| Law Library | 57,412.24 | Principal Payments | 4,011,300.00 | Other Revenues, Revenue Sharing, Tax Effort | |
| Prosecutor's Office | 2,140,601.00 | Interest Payments | 5,127,219.64 | TOTAL | 59,991,055.65 |
| Surrogate's Office | 177,720.28 | DEFERRED CHARGES | 92,914.86 | Prior Years Surplus Appropriated | 2,921,900.00 |
| Probation Office | 2,189,141.22 | RESERVE FOR UNCOLLECTED TAXES | | REVENUES TOTAL | 62,912,955.65 |
| County Clerk (Judicial Functions) | 254,974.29 | EXPENDITURES TOTAL | 57,571,178.38 | CURRENT FINANCES DECEMBER 31, | |
| Sheriff's Office (Judicial Functions) | | | | ASSETS | |
| Other Judicial | 179,199.99 | | | Cash Dec. 31, | 12,238,096.18 |
| PUBLIC SAFETY | | | | Taxes Receivable | |
| County Police | 689,914.35 | CAPITAL DEBT AUTHORIZED, DECEMBER 31, | | Emergencies and Other Deferred Charges | |
| Sheriff's Office | 1,147,969.54 | ISSUED AND UNISSUED GROSS DEBT | NET DEBT | State Aid Receivable | |
| Civil Defense and Disaster Control | 23,154.00 | School | | Other Receivable | 554,408.02 |
| Environmental Inspection and Control | | Self-liquidating | | TOTAL | 12,792,504.20 |
| Weights and Measures | 66,808.00 | Other | 89,778,000 | | |
| Correctional and Penal | 1,314,999.98 | Total | 89,778,000 | LIABILITIES RESERVES, AND SURPLUS | |
| Other Public Safety | 10,000.00 | | | Cash Liabilities | 4,091,900.33 |
| PUBLIC WORKS | | | | Reserves For Receivables | 554,408.02 |
| Roads and Bridges, Streets, Drainage | 624,075.00 | ISSUED AND OUTSTANDING | | Surplus Dec. 31, | 8,146,195.85 |
| State Aid Motor Vehicle Fund | | School | | TOTAL | 12,792,504.20 |
| County Funds | 2,700,557.87 | Self-liquidating | | | |
| Other Roads and Bridges | | Other | 89,778,000.00 | | |
| Public Buildings and Grounds | 280,000.00 | Total | 89,778,000.00 | | |
| Other Public Works | 993,379.22 | Equalized Valuation Basis | | | |
| HEALTH AND WELFARE | | for Net Debt Computation | 8,640,320,519.66 | | |
| County Health Department | 94,275.00 | CAPITAL OUTLAY TOTAL | 9,461,701.06 | | |
| Mental Health Activities | 5,008,438.24 | | | | |
| Tubercular Patient Care | | Public Enterprises | | | |
| County Hospitals, Homes | | Recreation—Culture | 516,736.69 | | |
| County Aid to Hospitals | 75,000.00 | Public Works | 6,296,443.71 | | |
| Health Clinics | | Buildings and Grounds | 1,347,945.06 | | |
| Mosquito Extermination | 275,708.00 | Library and Education | 1,300,575.60 | | |
| Health Services Except Environmental | 981,058.55 | Conservation | | | |
| County Welfare Board | 2,296,932.00 | All Other | | | |
| Child Welfare | 395,200.00 | | | | |
| Other Welfare Services | 734,656.00 | | | | |
| RECREATION AND CONSERVATION | | | | | |
| Parks, Playgrounds, Shade Trees | 2,708,000.00 | | | | |
| Land Reclamation and Conservation | 869,630.40 | | | | |
| Other Recreational Services | | | | | |

COUNTY Somerset

COUNTY SEAT Somerville Borough

Form of Government: Board of Chosen Freeholders 5 Members

Number of Constituent Municipalities 21

Population Census 1980 203,129

Population Estimated 1985 210,318

Land Area - Square Miles 305.55

Net Valuation on which County Taxes are Apportioned \$9,131,007,084

Tax Rate per \$100 \$.501

Tax Levy \$45,774,000.00

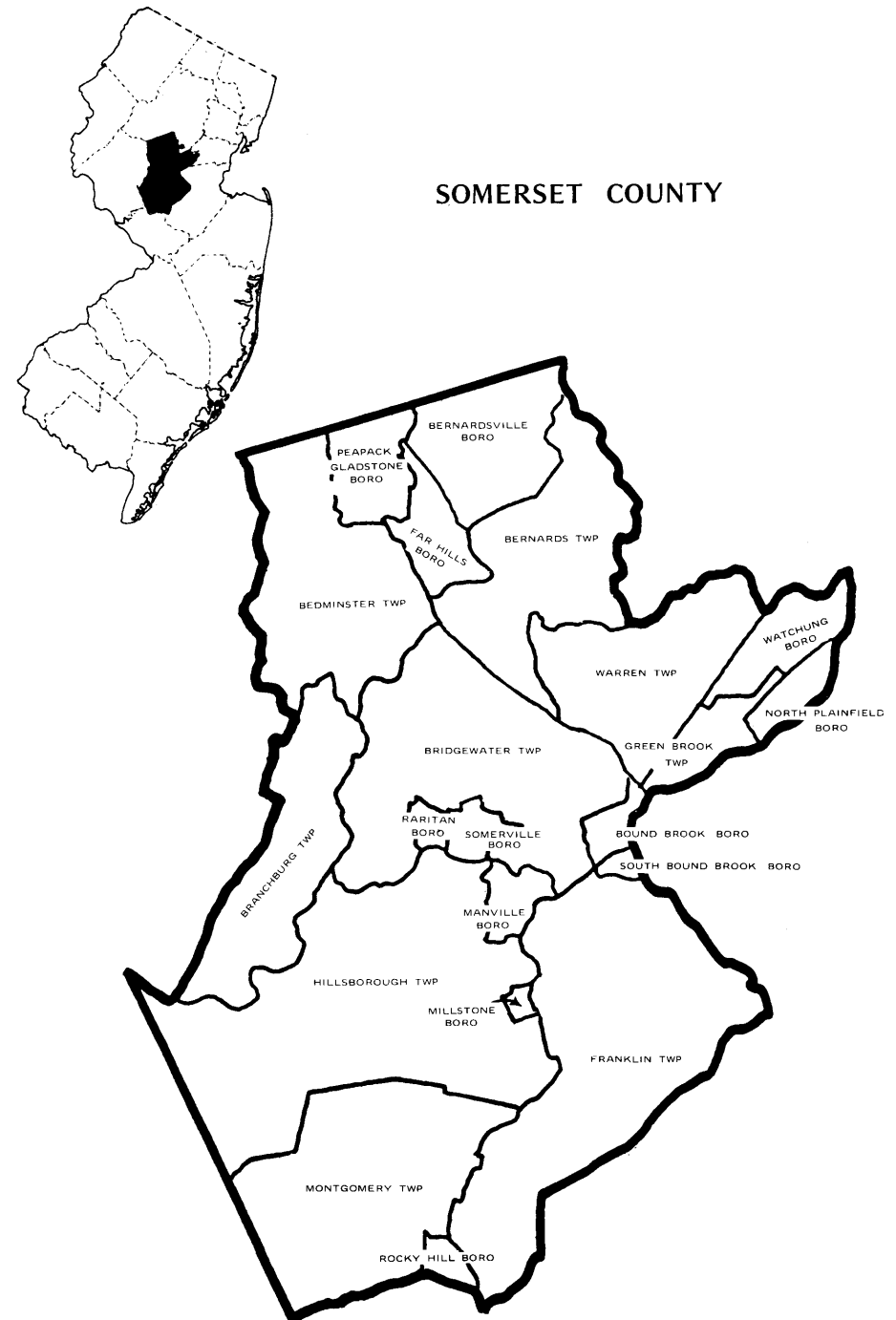
Distribution of Ratables:

| Class | Line Items | Assessed Valuation | % of Valuation |
|--------------|---------------|----------------------|----------------|
| Vacant Land | 10,545 | 264,804,010 | 3.96 |
| Residential | 57,054 | 4,417,126,430 | 66.02 |
| Farm | 2,859 | 133,995,428 | 2.00 |
| Commercial | 2,772 | 1,122,509,185 | 16.78 |
| Industrial | 403 | 617,472,276 | 9.23 |
| Apartments | 192 | 134,558,800 | 2.01 |
| TOTAL | 73,825 | 6,690,466,129 | 100.00 |

Bond Ratings:

Moody's AA1

Standard & Poor's AAA



1900
 Population 1980 116,119
 Population 1985 119,615
 S & P Rating A
 Moody Rating A1
 Land Area 526.59 Sq. Miles

Net Valuation Taxable
 2,932,289,877
 Net Valuation on Which County Taxes
 are apportioned:
 3,542,662,782

SUSSEX COUNTY - Class 3
Form of Government:
Board of Chosen Freeholders
Number of Freeholders on Board - 3

PER CAPITA:
 Gross Debt 62.92
 Net Debt 57.10
 Debt Service 4.84
 Total Tax Levy 163.52
 County Functions: 269.87

PER CENT:
 Gross Debt .22
 Net Debt .20

| EXPENDITURES | | EXPENDITURES (cont'd.) | | REVENUES REALIZED | |
|--|--------------|--|------------------|--|----------------------|
| GENERAL GOVERNMENT | | EDUCATION (excluding schools) | | Property Taxes | 19,559,772.50 |
| Governing Body and Public Boards | 93,600.00 | County Superintendent of Schools | 75,689.00 | Financial Business Tax | |
| County Clerk | 267,647.00 | Vocational Schools | 2,887,863.50 | Franchise Tax | 67,141.88 |
| Financial Administration | 361,987.49 | County College | 658,649.00 | Bank Corp. Tax | |
| Board of Taxation | 111,594.00 | County Extension Services | 107,526.00 | Other Miscellaneous Taxes | |
| Planning, Housing, Development | 327,244.00 | Libraries | | State Aid Revenues | 3,333,275.58 |
| Human Resources | 229,494.00 | Other Educational Services | 1,366,803.04 | Federal Aid Revenues | |
| Elections | 234,524.00 | STATUTORY EXPENDITURES | | State and Local Fiscal Assistance Act Utilized | 1,024,065.32 |
| General Administration | 1,911,603.20 | Pensions and F.I.C.A. | 1,538,816.00 | Institutional Revenues | 1,939,957.56 |
| JUDICIARY | | Employee Fringe Benefits | 1,004,767.81 | Courts | 35,908.35 |
| Superior Court-Law Division | 144,374.00 | Other Statutory Expenditures | 61,600.00 | County Clerk & Register | 836,146.15 |
| County Courts | 3,032.00 | Ceta & Other Public Employment Programs | | Surrogate | 35,129.86 |
| County District Courts | | COUNTY FUNCTIONS TOTAL | 29,248,470.25 | Sheriff | 94,459.04 |
| Juvenile and Domestic Relations Courts | 163,755.00 | CAPITAL IMPROVEMENTS *MEMO | 1,000,000.00 | Other Miscellaneous Revenues | 3,952,231.03 |
| Jury Commission and Jurors' Fees | 75,812.21 | DEBT SERVICE | | Other Revenues, Revenue Sharing, Tax Effort | |
| Law Library | | Principal Payments | 390,000.00 | TOTAL | 30,878,087.27 |
| Prosecutor's Office | 718,390.00 | Interest Payments | 188,521.75 | Prior Years Surplus Appropriated | 3,000,000.00 |
| Surrogate's Office | 131,250.00 | | | REVENUES TOTAL | 33,878,087.27 |
| Probation Office | 576,027.00 | DEFERRED CHARGES | 2,453,242.30 | | |
| County Clerk (Judicial Functions) | 250,662.97 | RESERVE FOR UNCOLLECTED TAXES | | | |
| Sheriff's Office (Judicial Functions) | 79,551.12 | | | | |
| Other Judicial | | EXPENDITURES TOTAL | 32,280,234.30 | CURRENT FINANCES DECEMBER 31, | |
| PUBLIC SAFETY | | | | ASSETS | |
| County Police | 454,058.00 | CAPITAL DEBT AUTHORIZED, DECEMBER 31, | | Cash Dec. 31, | 8,211,784.36 |
| Sheriff's Office | 281,447.88 | ISSUED AND UNISSUED | | Taxes Receivable | 309,256.61 |
| Civil Defense and Disaster Control | 25,961.00 | GROSS DEBT | | Emergencies and Other Deferred Charges | 300,000.00 |
| Environmental Inspection and Control | 1,319.33 | SCHOOL | | State Aid Receivable | |
| Weights and Measures | 130,783.89 | Self-liquidating | | Other Receivable | 3,136,679.51 |
| Correctional and Penal | 1,757,296.00 | Other | 7,525,764 | TOTAL | 11,957,720.48 |
| Other Public Safety | 20,140.00 | Total | 7,525,764 | | |
| PUBLIC WORKS | | ISSUED AND OUTSTANDING | | LIABILITIES RESERVES, AND SURPLUS | |
| Roads and Bridges, Streets, Drainage | | School | | Cash Liabilities | 6,011,951.48 |
| State Aid Motor Vehicle Fund | 24,500.00 | Self-liquidating | | Reserves For Receivables | 1,233,225.16 |
| County Funds | 4,410,809.60 | Other | | Surplus Dec. 31, | 4,712,543.84 |
| Other Roads and Bridges | 440,000.00 | Total | 3,138,000.00 | TOTAL | 11,957,720.48 |
| Public Buildings and Grounds | 893,058.00 | Equalized Valuation Basis | | | |
| Other Public Works | 411,355.00 | for Net Debt Computation | 3,439,916,500.33 | | |
| HEALTH AND WELFARE | | CAPITAL OUTLAY TOTAL | 2,860,791.43 | | |
| County Health Department | | | | | |
| Mental Health Activities | 1,631,956.00 | Public Enterprises | | | |
| Tubercular Patient Care | | Recreation—Culture | | | |
| County Hospitals, Homes | 2,042,173.00 | Public Works | 2,100,293.48 | | |
| County Aid to Hospitals | | Buildings and Grounds | 703,228.99 | | |
| Health Clinics | 40,134.00 | Library and Education | 57,268.96 | | |
| Mosquito Extermination | 41,283.00 | Conservation | | | |
| Health Services Except Environmental | 1,792,200.17 | All Other | | | |
| County Welfare Board | 1,164,573.00 | | | | |
| Child Welfare | 125,293.00 | | | | |
| Other Welfare Services | 109,133.04 | | | | |
| RECREATION AND CONSERVATION | | | | | |
| Parks, Playgrounds, Shade Trees | 8,417.00 | | | | |
| Land Reclamation and Conservation | 55,000.00 | | | | |
| Other Recreational Services | 5,317.00 | | | | |

COUNTY Sussex

COUNTY SEAT Newton Town

Form of Government: Board of Chosen Freeholders 3 Members

Number of Constituent Municipalities 24

Population Census 1980 116,119

Population Estimated 1985 119,615

Land Area – Square Miles 526.09

Net Valuation on which County Taxes are Apportioned \$3,542,662,782

Tax Rate per \$100 \$.552

Tax Levy \$19,559,772.50

Distribution of Ratables:

| Class | Line Items | Assessed Valuation | % of Valuation |
|--------------|---------------|----------------------|----------------|
| Vacant Land | 18,848 | 220,601,125 | 7.64 |
| Residential | 38,796 | 2,146,729,574 | 74.30 |
| Farm | 5,186 | 140,176,786 | 4.85 |
| Commercial | 1,773 | 300,928,778 | 10.42 |
| Industrial | 162 | 55,834,245 | 1.93 |
| Apartments | 96 | 24,821,150 | .86 |
| TOTAL | 64,861 | 2,889,091,658 | 100.00 |

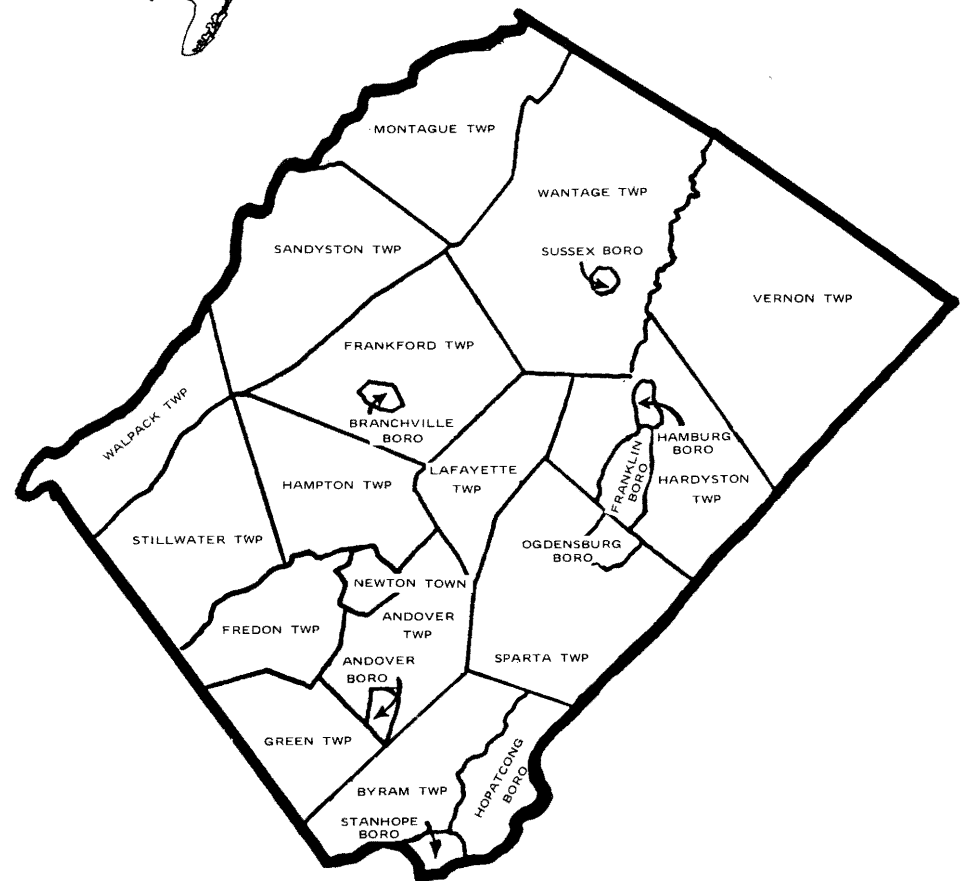
Bond Ratings:

Moody's A1

Standard & Poor's A



SUSSEX COUNTY



2000

Population 1980 504,094
 Population 1985 506,714
 S & P Rating AA+
 Moody Rating AAA
 Land Area 102.93 Sq. Miles

Net Valuation Taxable
 11,761,425,410
 Net Valuation on Which County Taxes
 are apportioned:
 15,688,477,657

UNION COUNTY – Class 2**Form of Government:****County Manager Plan – (O.C.C.L. – 1972)****Number of Freeholders on Board – 9****PER CAPITA:**

Gross Debt 144.27
 Net Debt 134.93
 Debt Service 13.63
 Total Tax Levy 168.02
 County Functions: 250.21

PER CENT:

Gross Debt .48
 Net Debt .45

| EXPENDITURES | | EXPENDITURES (cont'd.) | | REVENUES REALIZED | |
|--|---------------|--|-------------------|--|----------------|
| GENERAL GOVERNMENT | | EDUCATION (excluding schools) | | Property Taxes | |
| Governing Body and Public Boards | 221,401.00 | County Superintendent of Schools | 122,599.00 | | 85,135,758.00 |
| County Clerk | 637,447.00 | Vocational Schools | 2,257,399.00 | Financial Business Tax | |
| Financial Administration | 759,124.00 | County College | 5,500,000.00 | Franchise Tax | |
| Board of Taxation | 111,032.00 | County Extension Services | 153,945.00 | Bank Corp. Tax | |
| Planning, Housing, Development | 321,204.00 | Libraries | 5,000.00 | Other Miscellaneous Taxes | |
| Human Resources | 3,521,068.00 | Other Educational Services | 7,478,411.00 | State Aid Revenues | 18,236,579.42 |
| Elections | 1,301,985.00 | STATUTORY EXPENDITURES | | Federal Aid Revenues | 295,000.00 |
| General Administration | 10,618,090.19 | Pensions and F.I.C.A. | 8,257,500.00 | State and Local Fiscal Assistance Act Utilized | 3,624,847.00 |
| JUDICIARY | | Employee Fringe Benefits | 5,335,618.00 | Institutional Revenues | 8,079,674.12 |
| Superior Court-Law Division | 3,825,069.20 | Other Statutory Expenditures | 50,000.00 | Courts | 425,884.91 |
| County Courts | 216,007.00 | Ceta & Other Public Employment Programs | | County Clerk & Register | 2,108,633.00 |
| County District Courts | | COUNTY FUNCTIONS TOTAL | 119,770,937.13 | Surrogate | 211,013.31 |
| Juvenile and Domestic Relations Courts | | CAPITAL IMPROVEMENTS *MEMO | 1,275,000.00 | Sheriff | 419,252.00 |
| Jury Commission and Jurors' Fees | | DEBT SERVICE | | Other Miscellaneous Revenues | 8,643,468.90 |
| Law Library | 59,278.00 | Principal Payments | 3,849,000.00 | Other Revenues, Revenue Sharing, Tax Effort | |
| Prosecutor's Office | 4,975,332.00 | Interest Payments | 3,057,283.31 | TOTAL | 127,180,110.66 |
| Surrogate's Office | 396,671.00 | DEFERRED CHARGES | 105,610.01 | Prior Years Surplus Appropriated | 3,500,000.00 |
| Probation Office | 4,405,106.00 | RESERVE FOR UNCOLLECTED TAXES | | REVENUES TOTAL | 130,680,110.66 |
| County Clerk (Judicial Functions) | 392,628.00 | EXPENDITURES TOTAL | 126,782,830.45 | CURRENT FINANCES DECEMBER 31, ASSETS | |
| Sheriff's Office (Judicial Functions) | 2,761,163.00 | | | Cash Dec. 31, | 19,330,380.05 |
| Other Judicial | | | | Taxes Receivable | 322,468.59 |
| PUBLIC SAFETY | | CAPITAL DEBT AUTHORIZED, DECEMBER 31, ISSUED AND UNISSUED | GROSS DEBT | Emergencies and Other Deferred Charges | 1,265,085.00 |
| County Police | 2,408,715.00 | School | | State Aid Receivable | 4,014,222.02 |
| Sheriff's Office | 424,130.00 | Self-liquidating | | Other Receivable | 791,548.35 |
| Civil Defense and Disaster Control | 44,843.00 | Other | 73,104,591 | TOTAL | 25,723,704.01 |
| Environmental Inspection and Control | | Total | 73,104,591 | LIABILITIES RESERVES, AND SURPLUS | |
| Weights and Measures | 109,313.00 | | | Cash Liabilities | 18,177,077.89 |
| Correctional and Penal | 6,670,289.00 | ISSUED AND OUTSTANDING | | Reserves For Receivables | 1,114,016.94 |
| Other Public Safety | 6,500.00 | School | | Surplus Dec. 31, | 6,432,609.18 |
| PUBLIC WORKS | | Self-liquidating | | TOTAL | 25,723,704.01 |
| Roads and Bridges, Streets, Drainage | | Other | | | |
| State Aid Motor Vehicle Fund | | Total | 54,274,000.00 | | |
| County Funds | 1,997,393.86 | | 54,274,000.00 | | |
| Other Roads and Bridges | | Equalized Valuation Basis for Net Debt Computation | 15,185,907,747.00 | | |
| Public Buildings and Grounds | 4,956,878.00 | CAPITAL OUTLAY TOTAL | 8,234,435.94 | | |
| Other Public Works | 1,374,793.00 | Public Enterprises | | | |
| HEALTH AND WELFARE | | Recreation—Culture | 1,633,467.55 | | |
| County Health Department | 310,741.00 | Public Works | 4,028,759.74 | | |
| Mental Health Activities | 8,915,998.00 | Buildings and Grounds | 849,608.72 | | |
| Tubercular Patient Care | | Library and Education | 452,456.87 | | |
| County Hospitals, Homes | 13,411,046.88 | Conservation | 1,270,143.06 | | |
| County Aid to Hospitals | | All Other | | | |
| Health Clinics | | | | | |
| Mosquito Extermination | 479,208.00 | | | | |
| Health Services Except Environmental | 1,821,650.00 | | | | |
| County Welfare Board | 7,439,925.00 | | | | |
| Child Welfare | 926,931.00 | | | | |
| Other Welfare Services | 572,041.00 | | | | |
| RECREATION AND CONSERVATION | | | | | |
| Parks, Playgrounds, Shade Trees | 3,381,485.00 | | | | |
| Land Reclamation and Conservation | 47,116.00 | | | | |
| Other Recreational Services | 783,863.00 | | | | |

COUNTY Union

COUNTY SEAT Elizabeth City

Form of Government:* Board of Chosen Freeholders 9 Members

Number of Constituent Municipalities 21

Population Census 1980 504,094

Population Estimated 1985 506,714

Land Area — Square Miles 102.93

Net Valuation on which County Taxes are Apportioned \$15,688,477,657

Tax Rate per \$100 \$.543

Tax Levy \$85,135,758.00

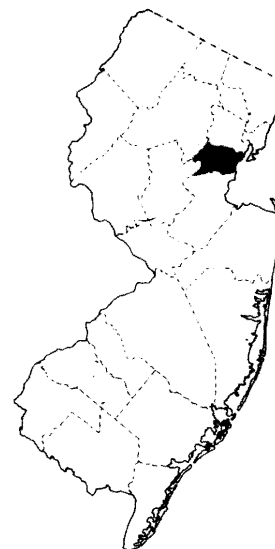
Distribution of Ratables:

| Class | Line Items | Assessed Valuation | % of Valuation |
|--------------|----------------|-----------------------|----------------|
| Vacant Land | 6,362 | 139,097,544 | 1.20 |
| Residential | 119,431 | 7,974,792,910 | 68.55 |
| Farm | 52 | 3,484,600 | .03 |
| Commercial | 7,685 | 1,359,284,058 | 11.68 |
| Industrial | 1,759 | 1,713,846,200 | 14.73 |
| Apartments | 1,171 | 443,778,700 | 3.81 |
| TOTAL | 136,460 | 11,634,284,012 | 100.00 |

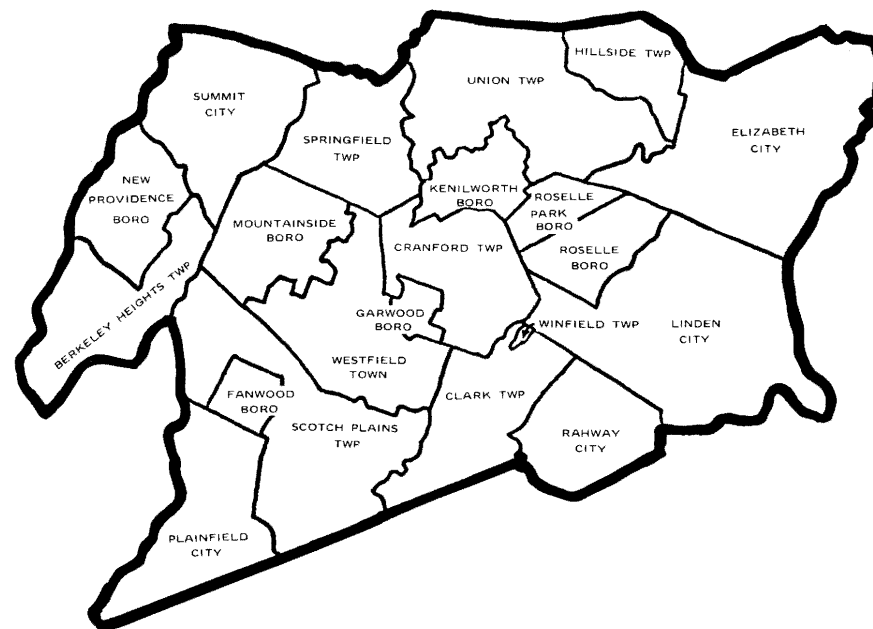
Bond Ratings:

Moody's AAA

Standard & Poor's AA+



UNION COUNTY



2100

Population 1980 84,429 Net Valuation Taxable
 Population 1985 85,202 1,705,453,458
 S & P Rating Net Valuation on Which County Taxes
 Moody Rating A are apportioned:
 Land Area 361.55 Sq. Miles 2,268,301,084

WARREN COUNTY – Class 3
Form of Government:
Board of Chosen Freeholders
Number of Freeholders on Board – 3

PER CAPITA: Gross Debt 210.68 PER CENT: Gross Debt .84
 Net Debt 210.68 Net Debt .84
 Debt Service 20.55
 Total Tax Levy 182.53
 County Functions: 311.66

| EXPENDITURES | | EXPENDITURES (cont'd.) | | REVENUES REALIZED | |
|--|--------------|--|----------------------|--|----------------------|
| GENERAL GOVERNMENT | | EDUCATION (excluding schools) | | Property Taxes | 15,551,741.02 |
| Governing Body and Public Boards | 122,043.00 | County Superintendent of Schools | 44,123.00 | Financial Business Tax | |
| County Clerk | 211,530.00 | Vocational Schools | 743,117.00 | Franchise Tax | |
| Financial Administration | 137,449.00 | County College | 750,000.00 | Bank Corp. Tax | |
| Board of Taxation | 78,913.00 | County Extension Services | 174,301.00 | Other Miscellaneous Taxes | |
| Planning, Housing, Development | 1,146,864.00 | Libraries | | State Aid Revenues | 2,458,970.36 |
| Human Resources | 676,281.00 | Other Educational Services | 633,985.00 | Federal Aid Revenues | 20,000.00 |
| Elections | 120,450.00 | STATUTORY EXPENDITURES | | State and Local Fiscal Assistance Act Utilized | 961,529.62 |
| General Administration | 1,069,713.00 | Pensions and F.I.C.A. | 1,468,715.91 | Institutional Revenues | 2,594,406.99 |
| JUDICIARY | | Employee Fringe Benefits | 1,100,000.00 | Courts | 41,732.10 |
| Superior Court-Law Division | 217,338.00 | Other Statutory Expenditures | 29,570.00 | County Clerk & Register | 493,760.42 |
| County Courts | 30,620.00 | Ceta & Other Public Employment Programs | | Surrogate | 32,911.89 |
| County District Courts | | COUNTY FUNCTIONS TOTAL | 24,782,118.41 | Sheriff | 63,484.72 |
| Juvenile and Domestic Relations Courts | | CAPITAL IMPROVEMENTS *MEMO | 300,000.00 | Other Miscellaneous Revenues | 2,630,556.47 |
| Jury Commission and Jurors' Fees | 68,287.00 | DEBT SERVICE | | Other Revenues, Revenue Sharing, Tax Effort | |
| Law Library | 19,500.00 | Principal Payments | 600,000.00 | TOTAL | 24,849,093.59 |
| Prosecutor's Office | 669,247.00 | Interest Payments | 1,150,493.74 | Prior Years Surplus Appropriated | 1,967,500.00 |
| Surrogate's Office | 106,311.00 | DEFERRED CHARGES | 21,732.85 | REVENUES TOTAL | 26,816,593.59 |
| Probation Office | 766,404.00 | RESERVE FOR UNCOLLECTED TAXES | | | |
| County Clerk (Judicial Functions) | 141,133.00 | | | CURRENT FINANCES DECEMBER 31, | |
| Sheriff's Office (Judicial Functions) | 181,424.00 | EXPENDITURES TOTAL | 26,554,345.00 | ASSETS | |
| Other Judicial | | | | Cash Dec. 31, | 3,009,690.38 |
| PUBLIC SAFETY | | CAPITAL DEBT AUTHORIZED, DECEMBER 31, | | Taxes Receivable | 58,332.84 |
| County Police | 9,600.00 | ISSUED AND UNISSUED GROSS DEBT | NET DEBT | Emergencies and Other Deferred Charges | 134,000.00 |
| Sheriff's Office | 126,082.00 | School | | State Aid Receivable | |
| Civil Defense and Disaster Control | 63,212.00 | Self-liquidating | | Other Receivable | 2,317,091.22 |
| Environmental Inspection and Control | 560.00 | Other | 17,950,000 | TOTAL | 5,519,114.44 |
| Weights and Measures | 51,159.00 | Total | 17,950,000 | LIABILITIES RESERVES, AND SURPLUS | |
| Correctional and Penal | 1,153,817.00 | | | Cash Liabilities | 4,756,984.50 |
| Other Public Safety | 10,000.00 | ISSUED AND OUTSTANDING | | Reserves For Receivables | 148,332.84 |
| PUBLIC WORKS | | School | | Surplus Dec. 31, | 613,797.10 |
| Roads and Bridges, Streets, Drainage | | Self-liquidating | | TOTAL | 5,519,114.44 |
| State Aid Motor Vehicle Fund | 30,000.00 | Other | 17,950,000.00 | | |
| County Funds | 2,777,981.00 | Total | 17,950,000.00 | | |
| Other Roads and Bridges | | Equalized Valuation Basis | | | |
| Public Buildings and Grounds | 1,041,195.00 | for Net Debt Computation | 2,145,734,218.66 | | |
| Other Public Works | 7,500.00 | CAPITAL OUTLAY TOTAL | 5,500,356.83 | | |
| HEALTH AND WELFARE | | | | | |
| County Health Department | 59,000.00 | Public Enterprises | | | |
| Mental Health Activities | 1,733,155.00 | Recreation—Culture | | | |
| Tubercular Patient Care | | Public Works | 229,005.63 | | |
| County Hospitals, Homes | | Buildings and Grounds | 5,271,351.20 | | |
| County Aid to Hospitals | 30,000.00 | Library and Education | | | |
| Health Clinics | | Conservation | | | |
| Mosquito Extermination | 112,000.00 | All Other | | | |
| Health Services Except Environmental | 1,640,698.50 | | | | |
| County Welfare Board | 4,377,159.00 | | | | |
| Child Welfare | 236,364.00 | | | | |
| Other Welfare Services | 127,166.00 | | | | |
| RECREATION AND CONSERVATION | | | | | |
| Parks, Playgrounds, Shade Trees | 3,560.00 | | | | |
| Land Reclamation and Conservation | 482,241.00 | | | | |
| Other Recreational Services | 2,350.00 | | | | |

COUNTY Warren

COUNTY SEAT Belvidere Town

Form of Government: Board of Chosen Freeholders 3 Members

Number of Constituent Municipalities 23

Population Census 1980 84,429

Population Estimated 1985 85,202

Land Area — Square Miles 361.55

Net Valuation on which County Taxes are Apportioned \$2,268,301,084

Tax Rate per \$100 \$.685

Tax Levy \$15,551,741.02

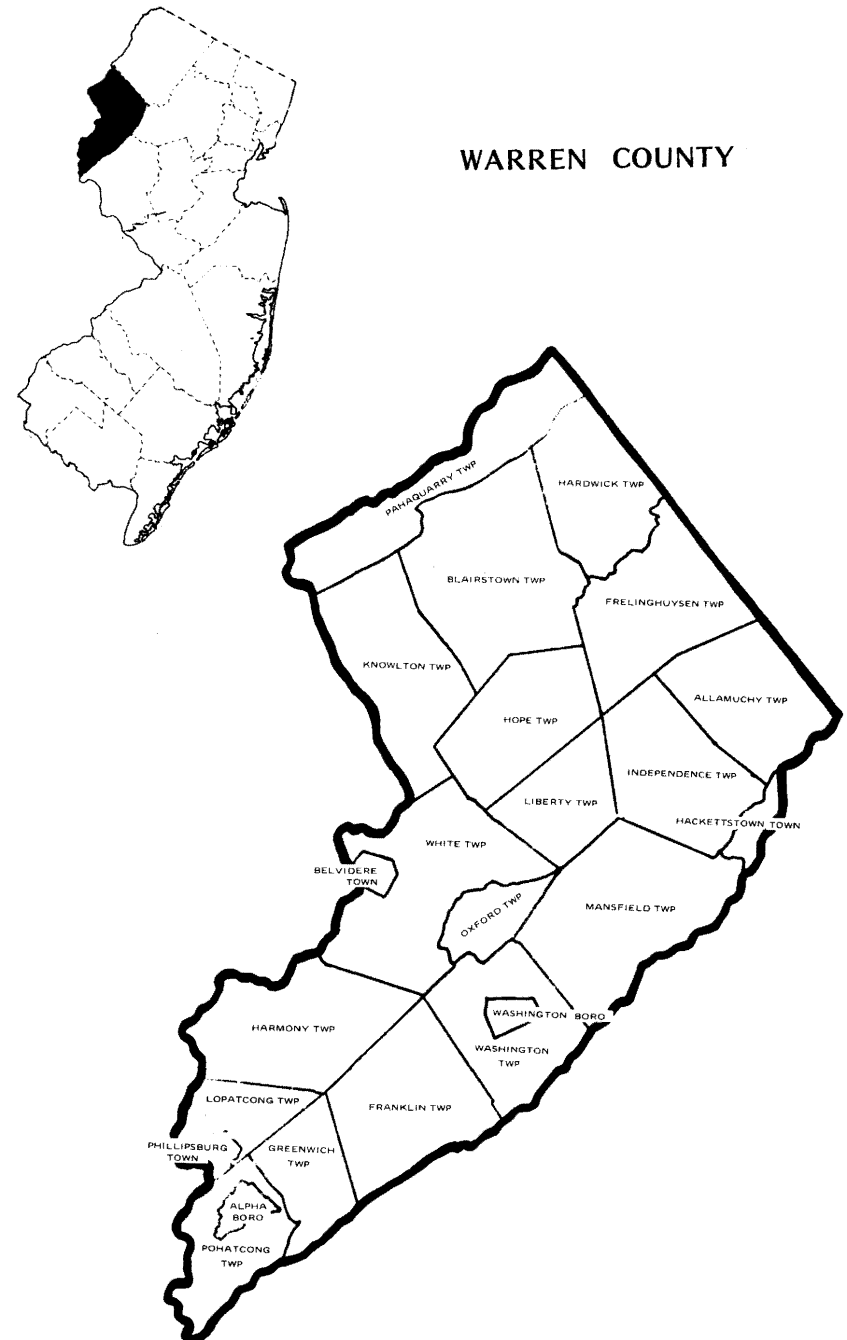
Distribution of Ratables:

| Class | Line Items | Assessed Valuation | % of Valuation |
|--------------|---------------|----------------------|----------------|
| Vacant Land | 6,391 | 84,321,268 | 5.01 |
| Residential | 23,128 | 1,088,187,023 | 64.70 |
| Farm | 4,490 | 108,008,085 | 6.42 |
| Commercial | 1,667 | 181,301,225 | 10.78 |
| Industrial | 191 | 164,580,381 | 9.79 |
| Apartments | 105 | 55,557,160 | 3.30 |
| TOTAL | 35,972 | 1,681,955,142 | 100.00 |

Bond Ratings:

Moody's A

Standard & Poor's



SUMMARY OF COUNTY UNITS

Form of Government: Boards of Chosen Freeholders _____

Number of County Units – 21

Number of Constituent Municipalities _____ 567

Population Census 1980 _____ 7,364,823

Population Estimated 1984 _____ 7,562,482

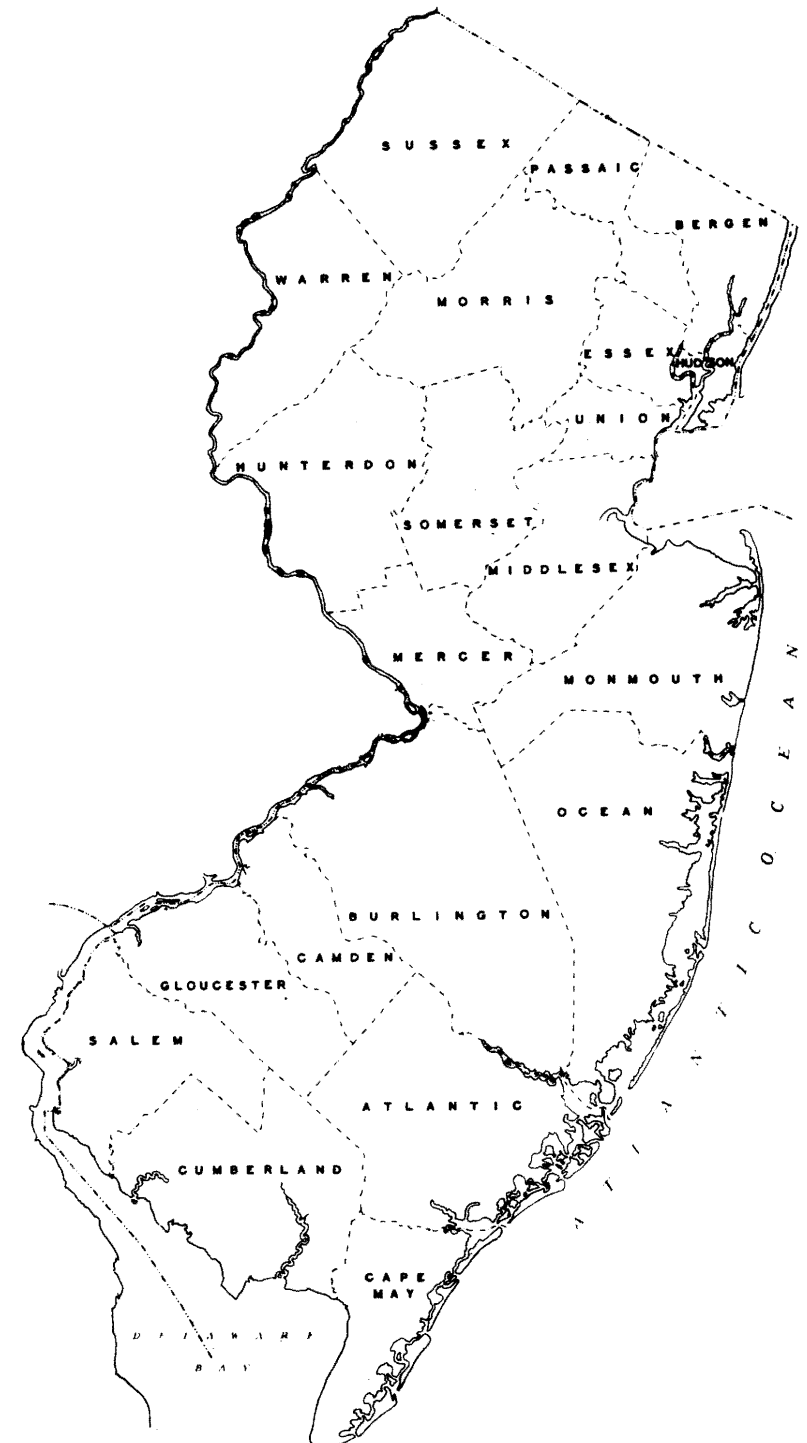
Land Area – Square Miles _____ 7,487.32

Net Valuation on which County Taxes are Apportioned _____ 224,464,382,094

County Taxes Apportioned _____ 1,342,365,342.80

Distribution of Ratables:

| Class | Line Items | Assessed Valuation | % of Valuation |
|--------------|------------------|------------------------|----------------|
| Vacant Land | 354,545 | 6,493,490,573 | 3.96 |
| Residential | 1,868,850 | 109,615,573,844 | 66.78 |
| Farm | 59,972 | 1,883,015,911 | 1.14 |
| Commercial | 111,111 | 25,824,095,122 | 15.73 |
| Industrial | 18,100 | 13,788,874,928 | 8.40 |
| Apartments | 17,930 | 6,547,932,309 | 3.99 |
| | | | |
| TOTAL | 2,430,508 | 164,152,982,687 | 100.00 |



STATE SUMMARIES

SUMMARY COUNTY DATA SHEETS

| EXPENDITURES | | EXPENDITURES (cont'd.) | | REVENUES REALIZED | |
|--|----------------|---|--------------------|--|------------------|
| GENERAL GOVERNMENT | | EDUCATION (excluding schools) | | Property Taxes | |
| Governing Body and Public Boards | 10,268,734.99 | County Superintendent of Schools | 2,754,310.00 | | 1,342,365,342.40 |
| County Clerk | 13,494,639.88 | Vocational Schools | 77,472,332.50 | Financial Business Tax | |
| Financial Administration | 15,057,491.71 | County College | 85,440,092.50 | Franchise Tax | 1,969,992.57 |
| Board of Taxation | 2,590,224.86 | County Extension Services | 3,188,608.65 | Bank Corp. Tax | |
| Planning, Housing, Development | 15,964,467.95 | Libraries | 1,628,844.00 | Other Miscellaneous Taxes | 998,273.04 |
| Human Resources | 39,724,855.62 | Other Educational Services | 62,745,957.74 | State Aid Revenues | 165,170,979.54 |
| Elections | 18,081,476.00 | STATUTORY EXPENDITURES | | Federal Aid Revenues | 47,358,995.44 |
| General Administration | 148,985,594.53 | Pensions and F.I.C.A. | 117,853,905.01 | State and Local Fiscal Assistance Act Utilized | 73,210,000.39 |
| JUDICIARY | | Employee Fringe Benefits | 64,650,338.94 | Institutional Revenues | 97,947,262.35 |
| Superior Court-Law Division | 16,691,742.00 | Other Statutory Expenditures | 3,838,851.00 | Courts | 6,641,587.69 |
| County Courts | 32,071,641.93 | Ceta & Other Public Employment Programs | | County Clerk & Register | 37,625,959.44 |
| County District Courts | 2,119,858.00 | COUNTY FUNCTIONS TOTAL | 1,901,550,233.46 | Surrogate | 2,963,252.63 |
| Juvenile and Domestic Relations Courts | 2,204,085.00 | CAPITAL IMPROVEMENTS *MEMU | 12,873,600.00 | Sheriff | 5,786,007.49 |
| Jury Commission and Jurors' Fees | 5,042,557.04 | DEBT SERVICE | | Other Miscellaneous Revenues | 294,035,414.32 |
| Law Library | 953,551.24 | Principal Payments | 83,683,300.00 | Other Revenues, Revenue Sharing, Tax Effort | |
| Prosecutor's Office | 65,747,130.38 | Interest Payments | 91,918,841.73 | TOTAL | 2,076,073,067.30 |
| Surrogate's Office | 5,411,281.28 | DEFERRED CHARGES | 36,070,890.62 | Prior Years Surplus Appropriated | 101,664,499.80 |
| Probation Office | 44,120,147.22 | RESERVE FOR UNCOLLECTED TAXES | | REVENUES TOTAL | 2,177,737,567.10 |
| County Clerk (Judicial Functions) | 12,525,719.26 | | | CURRENT FINANCES DECEMBER 31, | |
| Sheriff's Office (Judicial Functions) | 9,955,896.12 | | | ASSETS | |
| Other Judicial | 184,199.99 | EXPENDITURES TOTAL | 2,113,223,265.81 | Cash Dec. 31, | 409,687,172.87 |
| PUBLIC SAFETY | | CAPITAL DEBT AUTHORIZED, DECEMBER 31, | | Taxes Receivable | 10,269,150.47 |
| County Police | 21,757,054.12 | ISSUED AND UNISSUED | | Emergencies and Other Deferred Charges | 14,308,760.76 |
| Sheriff's Office | 40,661,109.42 | SCHOOL | 9,684,999 | State Aid Receivable | 29,968,150.21 |
| Civil Defense and Disaster Control | 2,694,972.91 | Self-liquidating | 32,200 | Other Receivable | 47,713,268.14 |
| Environmental Inspection and Control | 2,105,139.33 | Other | 1,848,339,299 | TOTAL | 511,946,502.45 |
| Weights and Measures | 1,868,449.89 | Total | 1,858,056,498 | LIABILITIES RESERVES, AND SURPLUS | |
| Correctional and Penal | 101,535,110.56 | ISSUED AND OUTSTANDING | | Cash Liabilities | 323,762,809.19 |
| Other Public Safety | 2,722,959.20 | SCHOOL | 8,403,000.00 | Reserves For Receivables | 35,612,891.34 |
| PUBLIC WORKS | | Self-liquidating | 32,200,000.00 | Surplus Dec. 31, | 152,570,801.92 |
| Roads and Bridges, Streets, Drainage | 11,529,700.29 | Other | 1,541,356,500.00 | TOTAL | 511,946,502.45 |
| State Aid Motor Vehicle Fund | 98,500.00 | Total | 1,581,959,500.00 | | |
| County Funds | 68,113,026.28 | Equalized Valuation Basis for Net Debt Computation | 214,391,656,590.00 | | |
| Other Roads and Bridges | 440,000.00 | CAPITAL OUTLAY TOTAL | 211,452,612.55 | | |
| Public Buildings and Grounds | 50,393,357.82 | Public Enterprises | | | |
| Other Public Works | 17,168,554.72 | Recreation—Culture | 10,068,671.34 | | |
| HEALTH AND WELFARE | | Public Works | 77,264,011.05 | | |
| County Health Department | 8,755,296.32 | Buildings and Grounds | 96,120,887.90 | | |
| Mental Health Activities | 120,529,154.68 | Library and Education | 26,665,029.61 | | |
| Tubercular Patient Care | 59,169.00 | Conservation | 1,334,012.65 | | |
| County Hospitals, Homes | 123,739,098.77 | All Other | | | |
| County Aid to Hospitals | 40,546,151.47 | | | | |
| Health Clinics | 448,735.05 | | | | |
| Mosquito Extermination | 8,779,084.00 | | | | |
| Health Services Except Environmental | 90,373,652.94 | | | | |
| County Welfare Board | 152,967,698.16 | | | | |
| Child Welfare | 17,541,234.60 | | | | |
| Other Welfare Services | 72,943,632.18 | | | | |
| RECREATION AND CONSERVATION | | | | | |
| Parks, Playgrounds, Shade Trees | 58,049,547.19 | | | | |
| Land Reclamation and Conservation | 3,144,179.97 | | | | |
| Other Recreational Services | 1,617,129.25 | | | | |

SUMMARY MUNICIPAL DATA SHEETS

| EXPENDITURES | | REVENUES-REALIZED | | 1985 PROPERTY TAX | |
|---|-------------------------------|--|---------------------------|---|---------------------|
| GENERAL GOVERNMENT | | | | STATE EQUALIZED TAX RATE → | |
| Governing Body & Public Boards | 17,772,746.73 | 1985 Property Taxes Collected | ** 5,427,568,172.58 | Local District School Taxes | 2,364,977,739.36 |
| Municipal Clerk | 13,533,052.37 | 1985 Payments in Lieu of Taxes | 38,376,913.46 | Regional & Consolidated School Tax | 492,007,252.65 |
| Financial Administration | 41,284,825.96 | Delinquent Tax & Lien Collections | 210,502,377.39 | School Taxes in Municipal Budget | 22,497,000.26 |
| Assessment of Taxes | 35,026,230.07 | Business Personalty Replacement Taxes | 158,385,872.00 | County Taxes | * 1,346,737,538.80 |
| Collection of Taxes | 27,925,039.98 | Taxes from Public Utilities | 694,300,257.33 | County Library Taxes | 21,553,794.78 |
| Planning, Housing & Development | 34,153,504.38 | Other Miscellaneous Tax Revenues | 11,051,548.32 | Local Municipal Purpose Taxes | 1,334,617,663.13 |
| Human Resources | 72,485,720.32 | State Aid Revenues | 307,454,455.02 | Veteran & Senior Citizen Taxes | 66,085,766.00 |
| Elections | 2,726,353.65 | Federal Aid Revenues | 7,217,816.74 | Total Taxes for Rate Computation | 5,648,476,754.98 |
| General Administration (other) | 360,712,830.52 | State and Local Fiscal Assistance Act Utilized | 77,807,007.01 | Special District Taxes | ** 48,612,364.51 |
| JUDICIARY | | Sale of Acquired Property | 9,830,097.41 | Bank Corp. Taxes | 14,576,749.54 |
| Municipal Courts | 40,200,344.82 | Other Miscellaneous Revenues | 583,537,643.35 | Added and Omitted Taxes | ** 79,420,481.56 |
| PUBLIC SAFETY | | Total | 7,526,032,160.61 | Total Taxes Levied - ABSTRACT | 5,725,000,584.59 |
| Fire Protection | 260,163,256.22 | Prior Years Surplus Appropriated | 376,604,926.93 | Total Taxes Billed | ** 5,676,751,632.61 |
| Police Protection | 655,192,961.70 | REVENUES | ** TOTAL 7,902,637,087.54 | 1985 TAXES COLLECTED | ** 5,427,568,172.58 |
| Civil Defense & Disaster Control | 2,666,188.15 | Reserve For Uncollected Taxes | 316,848,711.75 | 1985 Taxes Cancelled, Abated or Adjusted | 22,713,153.47 |
| Environmental Inspection & Control | 39,989,434.84 | CAPITAL OUTLAY | ** TOTAL 4,772,274,971.56 | Transfer to Tax Title Liens or Foreclosed | 21,035,740.82 |
| Other Public Safety | 1,443,846.95 | Public Enterprises | 66,054,332.76 | Balance Outstanding Dec. 31, 1985 | ** 206,064,153.57 |
| PUBLIC WORKS | | Recreation—Culture | 16,597,999.34 | PRIOR YEARS TAXES OUTSTANDING | |
| Streets and Drainage | 256,576,136.58 | Public Works | 205,930,122.79 | Balance January 1, 1985 | 218,821,756.78 |
| Sewers and Sewage Processing | 144,309,486.06 | Buildings and Grounds | 151,852,577.35 | Collected in 1985 | 176,155,447.76 |
| Garbage and Trash Disposal | 144,402,120.57 | Library and Education | 33,069,431.20 | Cancelled, Abated or Adjusted 1985 | 7,291,276.57 |
| Public Buildings and Grounds | 75,108,226.03 | Conservation | 3,770,508.12 | Transfers to Tax Title Liens or Foreclosed | 14,060,944.39 |
| Other Public Works | 50,388,964.83 | All Other | | Balance December 31, 1985 | ** 21,314,088.06 |
| HEALTH and WELFARE | | CAPITAL DEBT AUTHORIZED, DECEMBER 31, 1985 | | TAX TITLE LIENS OUTSTANDING | |
| Health Services Except Environmental | 58,707,889.20 | ISSUED AND UNISSUED | GROSS DEBT | Balance January 1, 1985 | 92,921,947.87 |
| Welfare-Public Assistance | 29,924,971.87 | School | 1,494,800,163 | Transfer From Taxes | 34,971,882.10 |
| Hospitals, Clinics, First Aid | 2,703,735.32 | Self-liquidating | 821,789,103 | Redeemed in 1985 | 30,954,907.26 |
| Animal, Insect, & Rodent Control | 3,449,895.31 | Other | 2,507,152,502 | Cancelled, Abated or Adjusted (1985) | 1,858,494.45 |
| Other Welfare Services | 6,347,949.80 | Total | 4,823,741,769 | Transfers to Foreclosed Property | 9,355,494.86 |
| RECREATION and CONSERVATION | | ISSUED AND OUTSTANDING | | Balance December 31, 1985 | ** 85,724,933.40 |
| Beaches and Boardwalks | 8,605,796.26 | School | 1,326,977,575.40 | PROPERTY ACQUIRED BY DEED OR FORECLOSURE | |
| Parks, Playgrounds, Shade Trees | 39,636,738.59 | Self-Liquidating | 663,847,024.34 | Balance January 1, 1985 | 299,214,728.63 |
| Land Reclamation & Conservation | 3,628,816.38 | Other | 2,109,178,607.06 | Transfers From Taxes or Liens | 12,288,564.46 |
| Other Recreational Services | 37,125,671.32 | Total | 4,100,003,206.80 | Sale for Cash (1985) | 8,871,198.69 |
| EDUCATION (excluding schools) | | EQUALIZED VALUATION BASIS | 214,391,656,590 | Cancelled, Abated or Adjusted (1985) | 17,416,641.98 |
| Libraries | 71,079,760.96 | FOR NET DEBT COMPUTATION | | Balance December 31, 1985 | ** 285,215,452.42 |
| Other Educational Services | 24,541,702.51 | REAL PROPERTY VALUATIONS | | CURRENT FINANCES DECEMBER 31, 1985 | |
| STATUTORY EXPENDITURES | | Code Class # of Parcels % VAL'N | ASSESSED VALUATION | ASSETS | |
| Pensions & F. I. C. A. | 240,783,667.69 | 1 Vacant Land | | Cash Dec. 31, 1985 | 1,390,430,780.99 |
| Employee Fringe Benefits | 91,736,579.49 | 2 Residential | | Taxes Receivable | 230,036,526.27 |
| Other Statutory Expenditures | 4,845,208.22 | 3 Farm | | Tax Title Liens | 93,450,898.29 |
| CETA And Other Public Employment Programs | 33,175.00 | 4a Commercial | | Foreclosed Property | 285,493,714.15 |
| MUNICIPAL FUNCTIONS | | 4b Industrial | | Emergencies & Other Deferred Charges | 67,232,707.68 |
| CAPITAL IMPROVEMENTS | *MEMO 38,300,831.56 | 4c Apartments | | State and Federal Aid Receivable. | 18,458,600.65 |
| DEBT SERVICE | | Total | | Other Receivables | 137,325,105.98 |
| Principal Payments | 177,179,637.94 | Land Area 7487.32 Sq. Miles | | Total | 2,222,428,334.01 |
| Interest Payments | 167,039,289.84 | Net Valuation Taxable-Municipal | 163,500,088,486 | LIABILITIES, RESERVES, AND SURPLUS | |
| TYPE I SCHOOL DEBT * MEMO | | Net Valuation Taxable-County | 224,464,382,094 | Cash Liabilities | 883,951,002.43 |
| DEFERRED CHARGES | 46,966,683.05 | State Equalized Valuation | 241,551,060,977 | Reserves for Receivables | 705,104,377.91 |
| SCHOOL, COUNTY, SPECIAL DISTRICT TAXES | 4,296,385,690.36 | State Equalization Ratio | | Surplus Dec. 31, 1985 | 633,372,953.67 |
| RESERVE FOR UNCOLLECTED TAXES | 316,848,711.75 | | | Total | 2,222,428,334.01 |
| EXPENDITURES | TOTAL 7,903,632,841.59 | | | | |

1985/3000

*ABOVE DEBT SERVICE INCLUDES TYPE I SCHL DEBT.

*Includes County Health Service Taxes or County Vocational School Taxes. See Table 13.

** Financial data not available Pursuant to N.J.S.A. 40A:5-12

0199

Population 1980 **194,119**
 Population 1985 **205,124**
 S & P Rating
 Moody Rating

General Tax Rate Per \$100.

State Equalized Tax Rate

SUMMARY ATLANTIC COUNTY MUNICIPALITIES

PER CAPITA:

Gross Debt **751.86**
 Net Debt **373.78**
 Debt Service **58.52**
 Total Tax Levy **1,027.69**
 Municipal Expenditures **783.26**

PER CENT:

Gross Debt 1.67
 Net Debt .83
 Tax Levy Collected **91.17**
 Tax Levy Cancelled, Abated
 or Adjusted **.16**

| EXPENDITURES | | REVENUES-REALIZED | | 1985 PROPERTY TAX | |
|---|-----------------------|--|-----------------------|--|------------------------|
| GENERAL GOVERNMENT | | | | STATE EQUALIZED TAX RATE → | |
| Governing Body & Public Boards | 1,904,187.73 | 1985 Property Taxes Collected | 191,905,607.50 | Local District School Taxes | 61,023,524.02 |
| Municipal Clerk | 951,974.51 | 1985 Payments in Lieu of Taxes | 1,582,741.93 | Regional & Consolidated School Tax | 14,501,816.53 |
| Financial Administration | 2,089,768.64 | Delinquent Tax & Lien Collections | 14,020,322.04 | School Taxes in Municipal Budget | 1,935,411.09 |
| Assessment of Taxes | 1,099,427.92 | Business Personalty Replacement Taxes | 3,052,922.12 | County Taxes | * 47,779,327.32 |
| Collection of Taxes | 1,421,288.56 | Taxes from Public Utilities | 21,208,427.00 | County Library Taxes | 1,671,438.00 |
| Planning, Housing & Development | 1,607,800.35 | Other Miscellaneous Tax Revenues | 4,289,076.83 | Local Municipal Purpose Taxes | 76,818,977.80 |
| Human Resources | 870,951.35 | State Aid Revenues | 409,486.39 | Veteran & Senior Citizen Taxes | 2,237,300.00 |
| Elections | 80,430.50 | Federal Aid Revenues | 1,937,462.54 | Total Taxes for Rate Computation | 205,967,794.76 |
| General Administration (other) | 17,378,912.17 | State and Local Fiscal Assistance Act Utilized | 637,529.10 | Special District Taxes | 577,142.00 |
| JUDICIARY | 1,970,906.46 | Sale of Acquired Property | 24,114,634.26 | Bank Corp. Taxes | 275,815.39 |
| Municipal Courts | | Other Miscellaneous Revenues | 263,158,209.71 | Added and Omitted Taxes | 6,221,327.01 |
| PUBLIC SAFETY | | Total | 282,475,817.16 | Total Taxes Levied - ABSTRACT | 210,804,779.16 |
| Fire Protection | 16,456,534.87 | Prior Years Surplus Appropriated | 19,317,607.45 | Total Taxes Billed | 210,487,515.23 |
| Police Protection | 35,455,145.67 | REVENUES TOTAL | 15,167,565.25 | 1985 TAXES COLLECTED | 191,905,607.50 |
| Civil Defense & Disaster Control | 197,276.48 | Reserve For Uncollected Taxes | 14,539,119.64 | 1985 Taxes Cancelled, Abated or Adjusted | 327,438.89 |
| Environmental Inspection & Control | 3,312,023.43 | CAPITAL OUTLAY TOTAL | | Transfer to Tax Title Liens or Foreclosed | 1,027,134.34 |
| Other Public Safety | 205,291.28 | | | Balance Outstanding Dec. 31, 1985 | 17,227,334.50 |
| PUBLIC WORKS | | | | PRIOR YEARS TAXES OUTSTANDING | |
| Streets and Drainage | 6,607,517.03 | Public Enterprises | 1,812,265.07 | Balance January 1, 1985 | 15,897,712.52 |
| Sewers and Sewage Processing | 4,291,908.53 | Recreation—Culture | 327,773.96 | Collected in 1985 | 12,136,126.01 |
| Garbage and Trash Disposal | 3,679,514.59 | Public Works | 9,409,537.49 | Cancelled, Abated or Adjusted 1985 | 947,041.81 |
| Public Buildings and Grounds | 4,669,544.96 | Buildings and Grounds | 2,376,378.66 | Transfers to Tax Title Liens or Foreclosed | 1,305,785.17 |
| Other Public Works | 1,548,543.53 | Library and Education | 613,164.46 | Balance December 31, 1985 | 1,508,759.53 |
| HEALTH and WELFARE | | Conservation | | TAX TITLE LIENS OUTSTANDING | |
| Health Services Except Environmental | 2,299,061.60 | All Other | | Balance January 1, 1985 | 4,015,248.60 |
| Welfare-Public Assistance | 1,185,797.77 | CAPITAL DEBT AUTHORIZED, DECEMBER 31, 1985 | | Transfer From Taxes | 1,533,386.91 |
| Hospitals, Clinics, First Aid | 1,000.00 | ISSUED AND UNISSUED | | Redeemed in 1985 | 1,884,195.63 |
| Animal, Insect, & Rodent Control | 196,207.15 | GROSS DEBT | 150,685 | Cancelled, Abated or Adjusted (1985) | 1,716.91 |
| Other Welfare Services | | School | 24,661,501 | Transfers to Foreclosed Property | 103,086.02 |
| RECREATION and CONSERVATION | | Self-Liquidating | 74,216,840 | Balance December 31, 1985 | 3,559,636.95 |
| Beaches and Boardwalks | 2,729,266.75 | Other | 154,224,975 | PROPERTY ACQUIRED BY DEED OR | |
| Parks, Playgrounds, Shade Trees | 1,461,959.06 | Total | | FORECLOSURE | |
| Land Reclamation & Conservation | 521,893.64 | ISSUED AND OUTSTANDING | | Balance January 1, 1985 | 16,091,563.49 |
| Other Recreational Services | 804,080.31 | School | 54,506,632.56 | Transfers From Taxes or Liens | 980,801.85 |
| EDUCATION (excluding schools) | | Self-Liquidating | 15,042,326.77 | Sale for Cash (1985) | 879,123.52 |
| Libraries | 1,614,315.20 | Other | 68,343,292.07 | Cancelled, Abated or Adjusted (1985) | 301,943.91 |
| Other Educational Services | 289,315.42 | Total | 137,892,251.40 | Balance December 31, 1985 | 15,891,297.91 |
| STATUTORY EXPENDITURES | | EQUALIZED VALUATION BASIS | | CURRENT FINANCES DECEMBER 31, 1985 | |
| Pensions & F. I. C. A. | 11,341,377.20 | FOR NET DEBT COMPUTATION | 9,207,578.397 | ASSETS | |
| Employee Fringe Benefits | 2,039,271.98 | REAL PROPERTY VALUATIONS | | Cash Dec. 31, 1985 | 39,443,460.24 |
| Other Statutory Expenditures | 273,159.54 | Code Class # of Parcels % VAL'N | ASSESSED VALUATION | Taxes Receivable | 18,736,094.03 |
| CETA And Other Public Employment Programs | | 1 Vacant Land | | Tax Title Liens | 3,559,636.95 |
| MUNICIPAL FUNCTIONS TOTAL | 130,555,654.18 | 2 Residential | | Foreclosed Property | 15,891,297.91 |
| CAPITAL IMPROVEMENTS *MEMO | 967,997.99 | 3 Farm | | Emergencies & Other Deferred Charges | 2,941,286.94 |
| DEBT SERVICE | | 4a Commercial (SEE PAGE 7) | | State and Federal Aid Receivable | 673,063.48 |
| Principal Payments | 5,602,276.56 | 4b Industrial | | Other Receivables | 4,233,669.55 |
| Interest Payments | 6,402,085.96 | 4c Apartments | | Total | 85,478,509.10 |
| TYPE I SCHOOL DEBT * MEMO | 2,542,780.50 | Total | | LIABILITIES, RESERVES, AND SURPLUS | |
| DEFERRED CHARGES | 2,937,949.08 | Land Area 566.97 Sq. Miles | | Cash Liabilities | 20,615,885.97 |
| SCHOOL, COUNTY, SPECIAL DISTRICT TAXES | 127,488,658.96 | Net Valuation Taxable-Municipal | 6,234,411,254 | Reserves for Receivables | 42,816,600.61 |
| RESERVE FOR UNCOLLECTED TAXES | 15,167,565.25 | Net Valuation Taxable-County | 7,209,717,478 | Surplus Dec. 31, 1985 | 22,046,022.52 |
| EXPENDITURES TOTAL | 288,154,189.99 | State Equalized Valuation | 10,614,566,990 | Total | 85,478,509.10 |
| | | State Equalization Ratio | | | |

1985/3000

*ABOVE DEBT SERVICE INCLUDES TYPE I SCHL DEBT.

*Includes County Health Service Taxes or County Vocational School Taxes. See Table 13.

0299

Population 1980 **845,385**Population 1985 **841,277**

S & P Rating

Moody Rating

General Tax Rate Per \$100.

State Equalized Tax Rate

SUMMARY BERGEN COUNTY MUNICIPALITIES

PER CAPITA:

Gross Debt **482.60**Net Debt **352.53**Debt Service **49.04**Total Tax Levy **966.64**Municipal Expenditures **483.15**

PER CENT:

Gross Debt 1.15

Net Debt .84

Tax Levy Collected **97.61**Tax Levy Cancelled, Abated
or Adjusted **.35**

| EXPENDITURES | | REVENUES-REALIZED | | 1985 PROPERTY TAX STATE EQUALIZED TAX RATE | |
|---|-----------------------|--|-----------------------|---|-----------------------|
| GENERAL GOVERNMENT | | | | Local District School Taxes | 385,435,233.46 |
| Governing Body & Public Boards | 414,642.56 | 1985 Property Taxes Collected | 792,762,027.45 | Regional & Consolidated School Tax | 57,105,751.98 |
| Municipal Clerk | 982,972.97 | 1985 Payments in Lieu of Taxes | 2,109,782.49 | School Taxes in Municipal Budget | 2,138,166.00 |
| Financial Administration | 3,172,451.50 | Delinquent Tax & Lien Collections | 15,771,516.68 | County Taxes | 139,815,114.79 |
| Assessment of Taxes | 7,712,252.43 | Business Personalty Replacement Taxes | 15,294,366.88 | County Library Taxes | |
| Collection of Taxes | 3,559,562.65 | Taxes from Public Utilities | 71,508,555.42 | Local Municipal Purpose Taxes | 218,790,114.52 |
| Planning, Housing & Development | 1,677,798.44 | Other Miscellaneous Tax Revenues | 1,063,517.00 | Veteran & Senior Citizen Taxes | 8,129,800.00 |
| Human Resources | 756,852.49 | State Aid Revenues | 10,714,790.78 | Total Taxes for Rate Computation | 811,414,180.75 |
| Elections | 202,587.94 | Federal Aid Revenues | | Special District Taxes | 341,000.00 |
| General Administration (other) | 33,946,294.14 | State and Local Fiscal Assistance Act Utilized | 7,886,585.19 | Bank Corp. Taxes | 2,447,894.85 |
| JUDICIARY | | Sale of Acquired Property | 853,662.25 | Added and Omitted Taxes | 7,142,329.86 |
| Municipal Courts | 3,991,950.17 | Other Miscellaneous Revenues | 47,319,264.12 | Total Taxes Levied - ABSTRACT | 813,215,605.46 |
| PUBLIC SAFETY | | Total | 965,284,068.26 | Total Taxes Billed | 812,179,526.38 |
| Fire Protection | 19,273,523.08 | Prior Years Surplus Appropriated | 32,220,239.84 | 1985 TAXES COLLECTED | 792,762,027.45 |
| Police Protection | 83,230,029.30 | REVENUES TOTAL | 997,504,308.10 | 1985 Taxes Cancelled, Abated or Adjusted | 2,812,170.45 |
| Civil Defense & Disaster Control | 267,216.70 | Reserve For Uncollected Taxes | 31,388,139.21 | Transfer to Tax Title Liens or Foreclosed | 579,785.61 |
| Environmental Inspection & Control | 4,190,292.64 | CAPITAL OUTLAY TOTAL | 40,445,188.15 | Balance Outstanding Dec. 31, 1985 | 16,030,542.87 |
| Other Public Safety | 124,744.00 | | | PRIOR YEARS TAXES OUTSTANDING | |
| PUBLIC WORKS | | | | Balance January 1, 1985 | 18,449,793.47 |
| Streets and Drainage | 28,638,815.62 | Public Enterprises | 2,460,756.74 | Collected in 1985 | 15,211,454.01 |
| Sewers and Sewage Processing | 28,777,311.02 | Recreation—Culture | 1,300,541.93 | Cancelled, Abated or Adjusted 1985 | 1,463,004.09 |
| Garbage and Trash Disposal | 24,827,197.73 | Public Works | 23,057,223.89 | Transfers to Tax Title Liens or Foreclosed | 27,170.07 |
| Public Buildings and Grounds | 8,350,411.30 | Buildings and Grounds | 12,242,707.14 | Balance December 31, 1985 | 1,748,165.30 |
| Other Public Works | 5,968,269.30 | Library and Education | 1,378,711.80 | TAX TITLE LIENS OUTSTANDING | |
| HEALTH and WELFARE | | Conservation | 5,246.65 | Balance January 1, 1985 | 2,539,109.37 |
| Health Services Except Environmental | 5,127,281.20 | All Other | | Transfer From Taxes | 587,821.04 |
| Welfare-Public Assistance | 1,161,584.24 | CAPITAL DEBT AUTHORIZED, DECEMBER 31, 1985 | | Redeemed in 1985 | 560,062.67 |
| Hospitals, Clinics, First Aid | 111,648.60 | ISSUED AND UNISSUED | | Cancelled, Abated or Adjusted (1985) | 1,105.92 |
| Animal, Insect, & Rodent Control | 179,292.40 | School | 79,502,130 | Transfers to Foreclosed Property | 1,306.06 |
| Other Welfare Services | 151,911.68 | Self-liquidating | 33,892,314 | Balance December 31, 1985 | 2,564,455.76 |
| RECREATION and CONSERVATION | | Other | 292,610,038 | PROPERTY ACQUIRED BY DEED OR FORECLOSURE | |
| Beaches and Boardwalks | 2,400.00 | Total | 406,004,483 | Balance January 1, 1985 | 14,859,327.70 |
| Parks, Playgrounds, Shade Trees | 5,494,171.83 | ISSUED AND OUTSTANDING | | Transfers From Taxes or Liens | 2,191.48 |
| Land Reclamation & Conservation | 143,881.55 | School | 75,931,307.40 | Sale for Cash (1985) | 374,758.57 |
| Other Recreational Services | 4,759,558.25 | Self-Liquidating | 24,865,289.66 | Cancelled, Abated or Adjusted (1985) | 985,352.24 |
| EDUCATION (excluding schools) | | Other | 236,926,057.05 | Balance December 31, 1985 | 13,501,408.37 |
| Libraries | 11,905,167.34 | Total | 337,722,654.11 | CURRENT FINANCES DECEMBER 31, 1985 | |
| Other Educational Services | 3,208,173.12 | EQUALIZED VALUATION BASIS | | ASSETS | |
| STATUTORY EXPENDITURES | | FOR NET DEBT COMPUTATION | 35,216,127,732 | Cash Dec. 31, 1985 | 140,004,442.33 |
| Pensions & F. I. C. A. | 24,713,595.83 | REAL PROPERTY VALUATIONS | | Taxes Receivable | 17,778,708.17 |
| Employee Fringe Benefits | 10,352,687.78 | Code Class # of Parcels % VAL'N | | Tax Title Liens | 2,564,455.76 |
| Other Statutory Expenditures | 415,127.00 | 1 Vacant Land | | Foreclosed Property | 13,501,408.37 |
| CETA And Other Public Employment Programs | | 2 Residential | | Emergencies & Other Deferred Charges | 8,163,508.11 |
| MUNICIPAL FUNCTIONS TOTAL | 327,791,587.80 | 3 Farm | | State and Federal Aid Receivable | 573,722.56 |
| CAPITAL IMPROVEMENTS * MEMO | 5,643,488.41 | 4a Commercial | | Other Receivables | 5,276,642.64 |
| DEBT SERVICE | | 4b Industrial | | Total | 187,862,887.94 |
| Principal Payments | 24,053,162.21 | 4c Apartments | | LIABILITIES, RESERVES, AND SURPLUS | |
| Interest Payments | 17,198,989.83 | Total | | Cash Liabilities | 80,944,577.24 |
| TYPE I SCHOOL DEBT * MEMO | 2,116,537.53 | Land Area 234.57 Sq. Miles | | Reserves for Receivables | 38,725,399.28 |
| DEFERRED CHARGES | 6,032,718.28 | Net Valuation Taxable-Municipal | 23,812,728,406 | Surplus Dec. 31, 1985 | 68,192,911.42 |
| SCHOOL, COUNTY, SPECIAL DISTRICT TAXES | 584,835,266.23 | Net Valuation Taxable-County | 35,763,891,686 | Total | 187,862,887.94 |
| RESERVE FOR UNCOLLECTED TAXES | 31,388,139.21 | State Equalized Valuation | 39,949,664,305 | | |
| EXPENDITURES TOTAL | 991,299,863.56 | State Equalization Ratio | | | |

1985/3000

*ABOVE DEBT SERVICE INCLUDES TYPE I SCHL DEBT.

0399

Population 1980 **362,542**Population 1985 **380,083**

S & P Rating

Moody Rating

General Tax Rate Per \$100.

State Equalized Tax Rate

SUMMARY BURLINGTON COUNTY MUNICIPALITIES

PER CAPITA:

Gross Debt **534.15**Net Debt **184.40**Debt Service **25.59**Total Tax Levy **532.53**Municipal Expenditures **289.44**

PER CENT:

Gross Debt 2.59

Net Debt .90

Tax Levy Collected **95.25**

Tax Levy Cancelled, Abated

or Adjusted **.34**

| EXPENDITURES | | REVENUES-REALIZED | | 1985 PROPERTY TAX | |
|---|----------------|--|--------------------|--|----------------|
| GENERAL GOVERNMENT | | | | STATE EQUALIZED TAX RATE | |
| Governing Body & Public Boards | 229,210.62 | 1985 Property Taxes Collected | 192,481,340.22 | Local District School Taxes | 92,004,569.65 |
| Municipal Clerk | 521,389.00 | 1985 Payments in Lieu of Taxes | 100,067.54 | Regional & Consolidated School Tax | 24,379,284.99 |
| Financial Administration | 1,854,606.74 | Delinquent Tax & Lien Collections | 7,871,668.27 | School Taxes in Municipal Budget | 154,551.00 |
| Assessment of Taxes | 1,063,783.24 | Business Personalty Replacement Taxes | 3,926,241.17 | County Taxes | 48,672,713.77 |
| Collection of Taxes | 1,258,335.90 | Taxes from Public Utilities | 32,731,983.10 | County Library Taxes | 2,067,000.00 |
| Planning, Housing & Development | 1,808,297.67 | Other Miscellaneous Tax Revenues | 81,856.74 | Local Municipal Purpose Taxes | 26,746,053.71 |
| Human Resources | 757,120.58 | State Aid Revenues | 5,601,034.83 | Veteran & Senior Citizen Taxes | 2,965,871.00 |
| Elections | 27,454.08 | Federal Aid Revenues | | Total Taxes for Rate Computation | 196,990,044.12 |
| General Administration (other) | 11,283,964.53 | State and Local Fiscal Assistance Act Utilized | 2,163,786.91 | Special District Taxes | 3,522,550.28 |
| JUDICIARY | | Sale of Acquired Property | 1,555.36 | Bank Corp. Taxes | 363,512.91 |
| Municipal Courts | 1,702,913.67 | Other Miscellaneous Revenues | 18,237,028.21 | Added and Omitted Taxes | 4,496,992.41 |
| PUBLIC SAFETY | | Total | 263,196,562.35 | Total Taxes Levied - ABSTRACT | 202,407,228.72 |
| Fire Protection | 1,709,530.02 | Prior Years Surplus Appropriated | 20,054,577.15 | Total Taxes Billed | 202,073,556.83 |
| Police Protection | 22,123,458.87 | REVENUES | 283,251,139.50 | 1985 TAXES COLLECTED | 192,481,340.22 |
| Civil Defense & Disaster Control | 78,007.04 | Reserve For Uncollected Taxes | 12,318,910.26 | 1985 Taxes Cancelled, Abated or Adjusted | 692,295.21 |
| Environmental Inspection & Control | 1,730,493.79 | CAPITAL OUTLAY | 12,176,015.45 | Transfer to Tax Title Liens or Foreclosed | 768,053.58 |
| Other Public Safety | | TOTAL | | Balance Outstanding Dec. 31, 1985 | 8,131,867.82 |
| PUBLIC WORKS | | | | PRIOR YEARS TAXES OUTSTANDING | |
| Streets and Drainage | 10,593,691.13 | Public Enterprises | 2,161,352.37 | Balance January 1, 1985 | 8,473,049.78 |
| Sewers and Sewage Processing | 641,401.62 | Recreation—Culture | 761,426.24 | Collected in 1985 | 7,347,451.00 |
| Garbage and Trash Disposal | 7,757,310.14 | Public Works | 7,942,625.53 | Cancelled, Abated or Adjusted 1985 | 102,158.23 |
| Public Buildings and Grounds | 2,859,382.22 | Buildings and Grounds | 1,294,880.88 | Transfers to Tax Title Liens or Foreclosed | 354,766.01 |
| Other Public Works | 2,524,318.28 | Library and Education | 15,730.43 | Balance December 31, 1985 | 668,674.54 |
| HEALTH and WELFARE | | Conservation | | TAX TITLE LIENS OUTSTANDING | |
| Health Services Except Environmental | 242,921.86 | All Other | | Balance January 1, 1985 | 2,926,030.29 |
| Welfare-Public Assistance | 387,692.94 | CAPITAL DEBT AUTHORIZED, DECEMBER 31, 1985 | | Transfer From Taxes | 1,197,924.21 |
| Hospitals, Clinics, First Aid | | ISSUED AND UNISSUED | | Redeemed in 1985 | 571,568.57 |
| Animal, Insect, & Rodent Control | 168,485.25 | School | 75,452,630 | Cancelled, Abated or Adjusted (1985) | 10,529.89 |
| Other Welfare Services | 26,498.00 | Self-liquidating | 55,651,055 | Transfers to Foreclosed Property | 54,690.10 |
| RECREATION and CONSERVATION | | Other | 71,918,014 | Balance December 31, 1985 | 3,487,165.94 |
| Beaches and Boardwalks | 1,100.00 | Total | 203,021,700 | PROPERTY ACQUIRED BY DEED OR | |
| Parks, Playgrounds, Shade Trees | 1,032,535.68 | ISSUED AND OUTSTANDING | | FORECLOSURE | |
| Land Reclamation & Conservation | 28,635.73 | School | 66,512,180.08 | Balance January 1, 1985 | 5,376,238.74 |
| Other Recreational Services | 1,360,866.32 | Self-Liquidating | 43,844,546.85 | Transfers From Taxes or Liens | 55,764.74 |
| EDUCATION (excluding schools) | | Other | 63,077,713.33 | Sale for Cash (1985) | 23,165.36 |
| Libraries | 1,456,671.00 | Total | 173,434,440.26 | Cancelled, Abated or Adjusted (1985) | 10,000.00 |
| Other Educational Services | 1,953,477.00 | EQUALIZED VALUATION BASIS | | Balance December 31, 1985 | 5,398,838.12 |
| STATUTORY EXPENDITURES | | FOR NET DEBT COMPUTATION | 7,822,150,272 | CURRENT FINANCES DECEMBER 31, 1985 | |
| Pensions & F. I. C. A. | 6,013,871.57 | REAL PROPERTY VALUATIONS | | ASSETS | |
| Employee Fringe Benefits | 2,837,847.35 | Code Class # of Parcels % VAL'N | ASSESSED VALUATION | Cash Dec. 31, 1985 | 78,099,994.70 |
| Other Statutory Expenditures | 257,679.70 | 1 Vacant Land | | Taxes Receivable | 8,800,542.36 |
| CETA And Other Public Employment Programs | | 2 Residential | | Tax Title Liens | 3,487,165.94 |
| MUNICIPAL FUNCTIONS | | 3 Farm | | Foreclosed Property | 5,398,838.12 |
| CAPITAL IMPROVEMENTS | 86,292,951.54 | 4a Commercial | | Emergencies & Other Deferred Charges | 2,175,843.80 |
| DEBT SERVICE | 977,300.00 | 4b Industrial | | State and Federal Aid Receivable | 854,060.47 |
| Principal Payments | 5,555,328.46 | 4c Apartments | | Other Receivables | 3,009,789.99 |
| Interest Payments | 4,172,176.80 | Total | | Total | 101,826,235.38 |
| TYPE I SCHOOL DEBT * MEMO | 258,069.10 | Land Area 817.64 Sq. Miles | | LIABILITIES, RESERVES, AND SURPLUS | |
| DEFERRED CHARGES | 1,671,719.51 | Net Valuation Taxable-Municipal | 7,067,432,306 | Cash Liabilities | 48,676,637.61 |
| SCHOOL, COUNTY, SPECIAL DISTRICT TAXES | 170,800,669.69 | Net Valuation Taxable-County | 8,175,936,892 | Reserves for Receivables | 20,520,541.45 |
| RESERVE FOR UNCOLLECTED TAXES | 12,318,910.26 | State Equalized Valuation | 8,576,127,824 | Surplus Dec. 31, 1985 | 32,629,056.32 |
| EXPENDITURES | 280,811,756.26 | State Equalization Ratio | | Total | 101,826,235.38 |

1985/3000

*ABOVE DEBT SERVICE INCLUDES TYPE I SCHL DEBT.

0499
Population 1980 **471,678**
Population 1985 **488,080**
S & P Rating
Moody Rating

General Tax Rate Per \$100.
State Equalized Tax Rate

SUMMARY CAMDEN COUNTY MUNICIPALITIES

PER CAPITA:
Gross Debt **480.40**
Net Debt **253.47**
Debt Service **27.90**
Total Tax Levy **653.03**
Municipal Expenditures **355.33**

PER CENT:
Gross Debt 2.59
Net Debt 1.40
Tax Levy Collected **94.49**
Tax Levy Cancelled, Abated or Adjusted **.43**

| EXPENDITURES | | REVENUES-REALIZED | | 1985 PROPERTY TAX | |
|---|----------------|--|--|--|----------------|
| GENERAL GOVERNMENT | | | | STATE EQUALIZED TAX RATE \rightarrow | |
| Governing Body & Public Boards | 1,094,129.00 | 1985 Property Taxes Collected | | Local District School Taxes | 124,291,768.46 |
| Municipal Clerk | 516,398.18 | 1985 Payments in Lieu of Taxes | | Regional & Consolidated School Tax | 19,790,150.07 |
| Financial Administration | 1,766,913.07 | Delinquent Tax & Lien Collections | | School Taxes in Municipal Budget | |
| Assessment of Taxes | 1,769,905.63 | Business Personalty Replacement Taxes | | County Taxes | 108,827,062.00 |
| Collection of Taxes | 1,828,872.19 | Taxes from Public Utilities | | County Library Taxes | 1,096,599.50 |
| Planning, Housing & Development | 3,324,723.41 | Other Miscellaneous Tax Revenues | | Local Municipal Purpose Taxes | 53,722,816.75 |
| Human Resources | 4,857,938.92 | State Aid Revenues | | Veteran & Senior Citizen Taxes | 5,100,500.00 |
| Elections | 268,091.01 | Federal Aid Revenues | | Total Taxes for Rate Computation | 312,828,896.78 |
| General Administration (other) | 16,289,894.61 | State and Local Fiscal Assistance Act Utilized | | Special District Taxes | 6,226,180.82 |
| JUDICIARY | | Sale of Acquired Property | | Bank Corp. Taxes | 612,399.60 |
| Municipal Courts | 2,234,491.94 | Other Miscellaneous Revenues | | Added and Omitted Taxes | 4,166,037.84 |
| PUBLIC SAFETY | | Total | | Total Taxes Levied - ABSTRACT | 318,733,015.04 |
| Fire Protection | 11,853,260.38 | Prior Years Surplus Appropriated | | Total Taxes Billed | 318,883,072.49 |
| Police Protection | 34,174,355.38 | REVENUES TOTAL | | 1985 TAXES COLLECTED | 301,316,668.44 |
| Civil Defense & Disaster Control | 69,756.30 | Reserve For Uncollected Taxes | | 1985 Taxes Cancelled, Abated or Adjusted | 1,386,562.09 |
| Environmental Inspection & Control | 1,938,018.97 | CAPITAL OUTLAY TOTAL | | Transfer to Tax Title Liens or Foreclosed | 3,095,297.14 |
| Other Public Safety | 20,858.00 | | | Balance Outstanding Dec. 31, 1985 | 13,084,544.52 |
| PUBLIC WORKS | | Public Enterprises | | PRIOR YEARS TAXES OUTSTANDING | |
| Streets and Drainage | 11,828,193.89 | Recreation—Culture | | Balance January 1, 1985 | 13,115,624.12 |
| Sewers and Sewage Processing | 2,973,119.90 | Public Works | | Collected in 1985 | 10,487,967.20 |
| Garbage and Trash Disposal | 11,657,673.30 | Buildings and Grounds | | Cancelled, Abated or Adjusted 1985 | 558,774.93 |
| Public Buildings and Grounds | 2,934,133.36 | Library and Education | | Transfers to Tax Title Liens or Foreclosed | 1,109,917.62 |
| Other Public Works | 1,146,345.81 | Conservation | | Balance December 31, 1985 | 958,964.37 |
| HEALTH and WELFARE | | All Other | | TAX TITLE LIENS OUTSTANDING | |
| Health Services Except Environmental | 628,728.20 | CAPITAL DEBT AUTHORIZED, DECEMBER 31, 1985 | | Balance January 1, 1985 | 9,543,689.47 |
| Welfare-Public Assistance | 2,036,285.29 | ISSUED AND UNISSUED GROSS DEBT NET DEBT | | Transfer From Taxes | 4,432,515.88 |
| Hospitals, Clinics, First Aid | 145,083.00 | School 75,818,151 2,115,883 | | Redeemed in 1985 | 3,438,814.88 |
| Animal, Insect, & Rodent Control | 61,367.99 | Self-liquidating 40,256,303 19,081,941 | | Cancelled, Abated or Adjusted (1985) | 787,220.32 |
| Other Welfare Services | 10,000.00 | Other 118,401,545 102,515,429 | | Transfers to Foreclosed Property | 279,408.96 |
| RECREATION and CONSERVATION | | Total 234,476,000 123,713,254 | | Balance December 31, 1985 | 9,470,761.21 |
| Beaches and Boardwalks | 1,237,307.10 | ISSUED AND OUTSTANDING | | PROPERTY ACQUIRED BY DEED OR FORECLOSURE | |
| Parks, Playgrounds, Shade Trees | 210,858.83 | School 65,570,819.44 | | Balance January 1, 1985 | 29,463,476.24 |
| Land Reclamation & Conservation | 793,317.77 | Self-Liquidating 33,672,627.00 | | Transfers From Taxes or Liens | 2,001,401.09 |
| Other Recreational Services | | Other 97,980,006.78 | | Sale for Cash (1985) | 936,089.96 |
| EDUCATION (excluding schools) | | Total 197,223,453.22 | | Cancelled, Abated or Adjusted (1985) | 668,502.34 |
| Libraries | 2,188,330.38 | EQUALIZED VALUATION BASIS FOR NET DEBT COMPUTATION | | Balance December 31, 1985 | 29,860,285.03 |
| Other Educational Services | 748,729.45 | REAL PROPERTY VALUATIONS | | CURRENT FINANCES DECEMBER 31, 1985 | |
| STATUTORY EXPENDITURES | | Code Class # of Parcels % VAL'N ASSESSED VALUATION | | ASSETS | |
| Pensions & F. I. C. A. | 10,692,801.00 | 1 Vacant Land | | Cash Dec. 31, 1985 | 61,922,997.48 |
| Employee Fringe Benefits | 5,591,351.52 | 2 Residential | | Taxes Receivable | 14,043,508.89 |
| Other Statutory Expenditures | 324,444.71 | 3 Farm | | Tax Title Liens | 9,470,761.21 |
| CETA And Other Public Employment Programs | | 4a Commercial | | Foreclosed Property | 29,860,285.03 |
| MUNICIPAL FUNCTIONS TOTAL | 137,215,678.49 | 4b Industrial | | Emergencies & Other Deferred Charges | 3,334,325.59 |
| CAPITAL IMPROVEMENTS *MEMO | 1,154,041.00 | 4c Apartments | | State and Federal Aid Receivable | 758,073.75 |
| DEBT SERVICE | | Total | | Other Receivables | 6,719,421.70 |
| Principal Payments | 6,184,080.68 | Land Area 222.01 Sq. Miles | | Total | 126,109,373.65 |
| Interest Payments | 7,433,787.54 | Net Valuation Taxable-Municipal | | LIABILITIES, RESERVES, AND SURPLUS | |
| DEFERRED CHARGES | 3,170,203.99 | Net Valuation Taxable-County | | Cash Liabilities | 41,253,154.44 |
| SCHOOL, COUNTY, SPECIAL DISTRICT TAXES | 260,231,760.85 | State Equalized Valuation | | Reserves for Receivables | 57,627,784.16 |
| RESERVE FOR UNCOLLECTED TAXES | 19,423,863.48 | State Equalization Ratio | | Surplus Dec. 31, 1985 | 27,228,435.05 |
| EXPENDITURES TOTAL | 433,659,375.03 | | | Total | 126,109,373.65 |

0599
 Population 1980 **82,266**
 Population 1985 **90,638**
 S & P Rating
 Moody Rating

General Tax Rate Per \$100.
 State Equalized Tax Rate

SUMMARY CAPE MAY COUNTY MUNICIPALITIES

PER CAPITA:
 Gross Debt **1,201.99**
 Net Debt **738.65**
 Debt Service **88.31**
 Total Tax Levy **1,115.87**
 Municipal Expenditures **857.37**

PER CENT:
 Gross Debt **1.72**
 Net Debt **1.05**
 Tax Levy Collected **93.54**
 Tax Levy Cancelled, Abated or Adjusted **.57**

| EXPENDITURES | | REVENUES-REALIZED | | 1985 PROPERTY TAX | |
|--|----------------|--|----------------|---|----------------|
| GENERAL GOVERNMENT | | | | STATE EQUALIZED TAX RATE → | |
| Governing Body & Public Boards | 317,537.11 | 1985 Property Taxes Collected | 94,443,239.49 | Local District School Taxes | 29,357,252.86 |
| Municipal Clerk | 444,107.75 | 1985 Payments in Lieu of Taxes | 120,829.11 | Regional & Consolidated School Tax | 5,087,555.50 |
| Financial Administration | 948,103.92 | Delinquent Tax & Lien Collections | 6,384,717.42 | School Taxes in Municipal Budget | 283,995.00 |
| Assessment of Taxes | 586,658.69 | Business Personalty Replacement Taxes | 1,196,083.68 | County Taxes | 27,550,000.00 |
| Collection of Taxes | 811,088.07 | Taxes from Public Utilities | 14,217,906.00 | County Library Taxes | 1,214,009.28 |
| Planning, Housing & Development | 628,593.15 | Other Miscellaneous Tax Revenues | 91,358.41 | Local Municipal Purpose Taxes | 35,340,500.81 |
| Human Resources | 164,604.46 | State Aid Revenues | 982,343.97 | Veteran & Senior Citizen Taxes | 1,420,850.00 |
| Elections | 30,937.13 | Federal Aid Revenues | 133,197.00 | Total Taxes for Rate Computation | 100,254,163.45 |
| General Administration (other) | 8,757,506.90 | State and Local Fiscal Assistance Act Utilized | 1,092,949.09 | Special District Taxes | 846,064.00 |
| JUDICIARY | | Sale of Acquired Property | 88,000.00 | Bank Corp. Taxes | 225,113.91 |
| Municipal Courts | 1,010,166.20 | Other Miscellaneous Revenues | 14,491,863.89 | Added and Omitted Taxes | 1,236,030.44 |
| PUBLIC SAFETY | | Total | 133,242,488.06 | Total Taxes Levied - ABSTRACT | 101,140,521.80 |
| Fire Protection | 3,101,161.39 | Prior Years Surplus Appropriated | 10,304,626.00 | Total Taxes Billed | 100,969,083.27 |
| Police Protection | 11,357,969.66 | REVENUES TOTAL | 143,547,114.06 | 1985 TAXES COLLECTED | 94,443,239.49 |
| Civil Defense & Disaster Control | 153,535.54 | Reserve For Uncollected Taxes | 7,670,097.27 | 1985 Taxes Cancelled, Abated or Adjusted | 578,970.59 |
| Environmental Inspection & Control | 1,226,908.51 | CAPITAL OUTLAY TOTAL | 8,513,694.06 | Transfer to Tax Title Liens or Foreclosed | 313,658.27 |
| Other Public Safety | | | | Balance Outstanding Dec. 31, 1985 | 5,633,214.92 |
| PUBLIC WORKS | | | | PRIOR YEARS TAXES OUTSTANDING | |
| Streets and Drainage | 6,996,009.63 | Public Enterprises | 650,347.70 | Balance January 1, 1985 | 6,235,208.10 |
| Sewers and Sewage Processing | 1,677,549.13 | Recreation—Culture | 259,270.87 | Collected in 1985 | 5,919,209.07 |
| Garbage and Trash Disposal | 4,005,065.87 | Public Works | 4,582,019.65 | Cancelled, Abated or Adjusted 1985 | 99,634.31 |
| Public Buildings and Grounds | 1,300,839.08 | Buildings and Grounds | 1,806,145.69 | Transfers to Tax Title Liens or Foreclosed | 66,196.52 |
| Other Public Works | 2,697,685.12 | Library and Education | | Balance December 31, 1985 | 150,168.20 |
| HEALTH and WELFARE | | Conservation | 1,215,910.15 | TAX TITLE LIENS OUTSTANDING | |
| Health Services Except Environmental | 77,977.93 | All Other | | Balance January 1, 1985 | 1,178,982.91 |
| Welfare-Public Assistance | 127,010.30 | CAPITAL DEBT AUTHORIZED, DECEMBER 31, 1985 | | Transfer From Taxes | 390,223.24 |
| Hospitals, Clinics, First Aid | 990.00 | ISSUED AND UNISSUED GROSS DEBT | | Redeemed in 1985 | 465,508.35 |
| Animal, Insect, & Rodent Control | 122,826.52 | School | 16,452,000 | Cancelled, Abated or Adjusted (1985) | |
| Other Welfare Services | | Self-Liquidating | 19,304,318 | Transfers to Foreclosed Property | 30,214.04 |
| RECREATION and CONSERVATION | | Other | 73,189,243 | Balance December 31, 1985 | 1,073,483.76 |
| Beaches and Boardwalks | 2,250,331.42 | Total | 108,945,561 | PROPERTY ACQUIRED BY DEED OR FORECLOSURE | |
| Parks, Playgrounds, Shade Trees | 534,262.22 | ISSUED AND OUTSTANDING | | Balance January 1, 1985 | 4,182,400.54 |
| Land Reclamation & Conservation | 552,930.06 | School | 15,826,999.40 | Transfers From Taxes or Liens | 30,214.04 |
| Other Recreational Services | 1,028,003.94 | Self-Liquidating | 16,713,590.79 | Sale for Cash (1985) | 128,098.80 |
| EDUCATION (excluding schools) | | Other | 61,184,835.99 | Cancelled, Abated or Adjusted (1985) | 390,900.00 |
| Libraries | 321,834.00 | Total | 93,725,426.18 | Balance December 31, 1985 | 3,693,615.78 |
| Other Educational Services | 3,456,484.00 | EQUALIZED VALUATION BASIS | | CURRENT FINANCES DECEMBER 31, 1985 | |
| STATUTORY EXPENDITURES | | FOR NET DEBT COMPUTATION | 6,344,630,976 | ASSETS | |
| Pensions & F. I. C. A. | 4,206,476.04 | REAL PROPERTY VALUATIONS | | Cash Dec. 31, 1985 | 31,311,285.91 |
| Employee Fringe Benefits | 1,921,659.54 | Code Class # of Parcels % VAL'N | | Taxes Receivable | 5,783,383.12 |
| Other Statutory Expenditures | 216,887.48 | 1 Vacant Land | | Tax Title Liens | 1,073,483.76 |
| CETA And Other Public Employment Programs | | 2 Residential | | Foreclosed Property | 3,693,615.78 |
| MUNICIPAL FUNCTIONS TOTAL | 61,033,700.76 | 3 Farm | | Emergencies & Other Deferred Charges | 1,645,519.00 |
| CAPITAL IMPROVEMENTS *MEMO | 669,462.68 | 4a Commercial | | State and Federal Aid Receivable | 203,130.11 |
| DEBT SERVICE | | 4b Industrial (SEE PAGE 15) | | Other Receivables | 1,904,532.14 |
| Principal Payments | 4,130,261.64 | 4c Apartments | | Total | 45,614,949.82 |
| Interest Payments | 3,874,292.54 | Total | | LIABILITIES, RESERVES, AND SURPLUS | |
| TYPE I SCHOOL DEBT * MEMO | 283,995.00 | Land Area 263.37 Sq. Miles | | Cash Liabilities | 15,894,357.87 |
| DEFERRED CHARGES | 1,001,711.76 | Net Valuation Taxable-Municipal | 6,636,055,522 | Reserves for Receivables | 12,348,691.23 |
| SCHOOL, COUNTY, SPECIAL DISTRICT TAXES | 64,338,876.64 | Net Valuation Taxable-County | 6,618,174,605 | Surplus Dec. 31, 1985 | 17,371,900.72 |
| RESERVE FOR UNCOLLECTED TAXES | 7,670,097.27 | State Equalized Valuation | 6,848,262,319 | Total | 45,614,949.82 |
| EXPENDITURES TOTAL | 142,048,940.61 | State Equalization Ratio | | | |

1985/3000

*ABOVE DEBT SERVICE INCLUDES TYPE I SCHL DEBT.

0699
 Population 1980 **132,866**
 Population 1985 **134,921**
 S & P Rating
 Moody Rating

General Tax Rate Per \$100.

State Equalized Tax Rate

SUMMARY CUMBERLAND COUNTY MUNICIPALITIES

PER CAPITA:

Gross Debt **468.46**
 Net Debt **105.99**
 Debt Service **31.20**
 Total Tax Levy **464.48**
 Municipal Expenditures **334.74**

PER CENT:

Gross Debt 3.12
 Net Debt .71
 Tax Levy Collected **91.84**
 Tax Levy Cancelled, Abated or Adjusted **.42**

| EXPENDITURES | | REVENUES-REALIZED | | 1985 PROPERTY TAX STATE EQUALIZED TAX RATE → | |
|--|---------------|--|---------------|---|-----------------|
| GENERAL GOVERNMENT | | | | | |
| Governing Body & Public Boards | 120,687.00 | 1985 Property Taxes Collected | 57,482,517.88 | Local District School Taxes | 24,499,188.23 |
| Municipal Clerk | 151,334.00 | 1985 Payments in Lieu of Taxes | 50,172.10 | Regional & Consolidated School Tax | 1,954,976.70 |
| Financial Administration | 796,166.17 | Delinquent Tax & Lien Collections | 4,642,763.29 | School Taxes in Municipal Budget | 1,120,015.86 |
| Assessment of Taxes | 464,498.67 | Business Personalty Replacement Taxes | 2,325,374.88 | County Taxes | * 23,901,324.58 |
| Collection of Taxes | 618,690.59 | Taxes from Public Utilities | 8,181,699.00 | County Library Taxes | |
| Planning, Housing & Development | 832,448.01 | Other Miscellaneous Tax Revenues | 46,191.16 | Local Municipal Purpose Taxes | 10,026,618.55 |
| Human Resources | 2,234,683.00 | State Aid Revenues | 7,759,874.87 | Veteran & Senior Citizen Taxes | 1,614,950.00 |
| Elections | 54,110.95 | Federal Aid Revenues | 631,910.00 | Total Taxes for Rate Computation | 63,117,073.92 |
| General Administration (other) | 5,020,579.32 | State and Local Fiscal Assistance Act Utilized | 1,347,456.06 | Special District Taxes | 708,593.56 |
| JUDICIARY | | Sale of Acquired Property | 7,480.00 | Bank Corp. Taxes | 134,876.82 |
| Municipal Courts | 572,490.01 | Other Miscellaneous Revenues | 8,050,961.80 | Added and Omitted Taxes | 321,994.74 |
| PUBLIC SAFETY | | Total | 90,526,401.04 | Total Taxes Levied - ABSTRACT | 62,667,589.04 |
| Fire Protection | 1,519,283.04 | Prior Years Surplus Appropriated | 5,744,285.38 | Total Taxes Billed | 62,591,427.45 |
| Police Protection | 6,299,193.81 | REVENUES TOTAL | 96,270,686.42 | 1985 TAXES COLLECTED | 57,482,517.88 |
| Civil Defense & Disaster Control | 52,151.65 | Reserve For Uncollected Taxes | 5,692,227.12 | 1985 Taxes Cancelled, Abated or Adjusted | 261,267.53 |
| Environmental Inspection & Control | 359,819.09 | CAPITAL OUTLAY TOTAL | 6,769,266.48 | Transfer to Tax Title Liens or Foreclosed | 530,215.43 |
| Other Public Safety | | | | Balance Outstanding Dec. 31, 1985 | 4,317,426.61 |
| PUBLIC WORKS | | | | | |
| Streets and Drainage | 4,681,967.38 | Public Enterprises | 1,845,650.29 | PRIOR YEARS TAXES OUTSTANDING | |
| Sewers and Sewage Processing | 405,801.05 | Recreation—Culture | 533,366.16 | Balance January 1, 1985 | 4,258,765.91 |
| Garbage and Trash Disposal | 1,455,055.26 | Public Works | 1,319,530.22 | Collected in 1985 | 3,913,131.82 |
| Public Buildings and Grounds | 1,228,878.53 | Buildings and Grounds | 2,668,569.10 | Cancelled, Abated or Adjusted 1985 | 50,585.76 |
| Other Public Works | 240,143.81 | Library and Education | 402,150.71 | Transfers to Tax Title Liens or Foreclosed | 81,236.43 |
| HEALTH and WELFARE | | Conservation | | Balance December 31, 1985 | 213,811.90 |
| Health Services Except Environmental | 1,481,530.00 | All Other | | TAX TITLE LIENS OUTSTANDING | |
| Welfare-Public Assistance | 359,624.82 | CAPITAL DEBT AUTHORIZED, DECEMBER 31, 1985 | | Balance January 1, 1985 | 2,277,163.25 |
| Hospitals, Clinics, First Aid | 34,700.00 | ISSUED AND UNISSUED | | Transfer From Taxes | 611,110.08 |
| Animal, Insect, & Rodent Control | 140,768.54 | SCHOOL | 32,753,550 | Redeemed in 1985 | 729,631.47 |
| Other Welfare Services | | Self-liquidating | 16,749,051 | Cancelled, Abated or Adjusted (1985) | 13,529.81 |
| RECREATION and CONSERVATION | | Other | 13,702,330 | Transfers to Foreclosed Property | 20,767.77 |
| Beaches and Boardwalks | | Total | 63,204,932 | Balance December 31, 1985 | 2,124,344.28 |
| Parks, Playgrounds, Shade Trees | 602,112.28 | ISSUED AND OUTSTANDING | | PROPERTY ACQUIRED BY DEED OR | |
| Land Reclamation & Conservation | 72,810.00 | SCHOOL | 32,719,000.00 | FORECLOSURE | |
| Other Recreational Services | 517,034.06 | Self-Liquidating | 11,733,000.00 | Balance January 1, 1985 | 3,068,769.30 |
| EDUCATION (excluding schools) | | Other | 9,344,800.00 | Transfers From Taxes or Liens | 39,177.42 |
| Libraries | 680,613.00 | Total | 53,796,800.00 | Sale for Cash (1985) | 7,480.00 |
| Other Educational Services | 562,298.09 | EQUALIZED VALUATION BASIS | | Cancelled, Abated or Adjusted (1985) | |
| STATUTORY EXPENDITURES | | FOR NET DEBT COMPUTATION | 2,025,505,890 | Balance December 31, 1985 | 3,100,466.72 |
| Pensions & F. I. C. A. | 2,244,017.78 | REAL PROPERTY VALUATIONS | | CURRENT FINANCES DECEMBER 31, 1985 | |
| Employee Fringe Benefits | 1,052,151.16 | Code Class # of Parcels % VAL'N | | ASSETS | |
| Other Statutory Expenditures | 57,450.78 | 1 Vacant Land | | Cash Dec. 31, 1985 | 20,860,919.97 |
| CETA And Other Public Employment Programs | | 2 Residential | | Taxes Receivable | 4,531,238.51 |
| MUNICIPAL FUNCTIONS | | 3 Farm | | Tax Title Liens | 2,124,344.28 |
| CAPITAL IMPROVEMENTS *MEMO | 241,100.00 | 4a Commercial | | Foreclosed Property | 3,100,466.72 |
| DEBT SERVICE | | 4b Industrial | | Emergencies & Other Deferred Charges | 306,879.24 |
| Principal Payments | 2,380,500.00 | 4c Apartments | | State and Federal Aid Receivable | 355,234.03 |
| Interest Payments | 1,828,656.81 | Total | | Other Receivables | 1,870,608.79 |
| TYPE I SCHOOL DEBT * MEMO | 2,928,531.84 | Land Area 501.73 Sq. Miles | | Total | 33,149,691.54 |
| DEFERRED CHARGES | | Net Valuation Taxable-Municipal | 1,560,134,094 | LIABILITIES, RESERVES, AND SURPLUS | |
| SCHOOL, COUNTY, SPECIAL DISTRICT TAXES | 52,184,098.93 | Net Valuation Taxable-County | 2,101,560,609 | Cash Liabilities | 11,797,145.82 |
| RESERVE FOR UNCOLLECTED TAXES | 5,692,227.12 | State Equalized Valuation | 2,192,118,685 | Reserves for Receivables | 10,270,699.39 |
| EXPENDITURES TOTAL | 97,347,170.32 | State Equalization Ratio | | Surplus Dec. 31, 1985 | 11,081,846.33 |
| | | | | Total | 33,149,691.54 |

1985/3000

*ABOVE DEBT SERVICE INCLUDES TYPE I SCHL DEBT.

*Includes County Health Service Taxes or County Vocational School Taxes. See Table 13.

0799
 Population 1980 **851,116**
 Population 1985 **845,740**
 S & P Rating
 Moody Rating

General Tax Rate Per \$100.
 State Equalized Tax Rate

SUMMARY ESSEX COUNTY MUNICIPALITIES

PER CAPITA:
 Gross Debt **557.66**
 Net Debt **225.48**
 Debt Service **55.19**
 Total Tax Levy **717.52**
 Municipal Expenditures **643.52**

PER CENT:
 Gross Debt 2.91
 Net Debt 1.18
 Tax Levy Collected **93.99**
 Tax Levy Cancelled, Abated or Adjusted **1.05**

| EXPENDITURES | | REVENUES-REALIZED | | 1985 PROPERTY TAX | |
|---|----------------|--|--------------------|--|-------------------|
| GENERAL GOVERNMENT | | | | STATE EQUALIZED TAX RATE | |
| Governing Body & Public Boards | 5,131,842.73 | 1985 Property Taxes Collected | ** 530,636,273.02 | Local District School Taxes | 235,100,140.40 |
| Municipal Clerk | 3,026,812.32 | 1985 Payments in Lieu of Taxes | 14,731,218.21 | Regional & Consolidated School Tax | 7,505,653.76 |
| Financial Administration | 6,150,566.31 | Delinquent Tax & Lien Collections | 25,972,402.22 | School Taxes in Municipal Budget | 2,964,987.00 |
| Assessment of Taxes | 2,189,982.63 | Business Personalty Replacement Taxes | 28,519,125.90 | County Taxes | 180,183,314.76 |
| Collection of Taxes | 2,880,738.28 | Taxes from Public Utilities | 70,931,649.58 | County Library Taxes | |
| Planning, Housing & Development | 2,420,143.03 | Other Miscellaneous Tax Revenues | 1,228,891.62 | Local Municipal Purpose Taxes | 175,014,925.65 |
| Human Resources | 15,424,617.49 | State Aid Revenues | 86,233,648.79 | Veteran & Senior Citizen Taxes | 4,375,350.00 |
| Elections | 203,204.73 | Federal Aid Revenues | | Total Taxes for Rate Computation | 605,144,371.57 |
| General Administration (other) | 67,557,100.37 | State and Local Fiscal Assistance Act Utilized | 13,091,350.69 | Special District Taxes | ** 232,900.00 |
| JUDICIARY | | Sale of Acquired Property | 423,765.50 | Bank Corp. Taxes | 1,908,527.77 |
| Municipal Courts | 5,312,875.89 | Other Miscellaneous Revenues | 110,549,221.66 | Added and Omitted Taxes | ** 3,925,221.32 |
| PUBLIC SAFETY | | Total | 882,317,547.19 | Total Taxes Levied ABSTRACT | ** 606,835,670.66 |
| Fire Protection | 56,274,765.42 | Prior Years Surplus Appropriated | 47,295,371.06 | Total Taxes Billed | ** 564,576,762.46 |
| Police Protection | 79,782,675.15 | REVENUES TOTAL | ** 929,612,918.25 | 1985 TAXES COLLECTED | ** 530,636,273.02 |
| Civil Defense & Disaster Control | 325,921.38 | Reserve For Uncollected Taxes | 43,010,104.19 | 1985 Taxes Cancelled, Abated or Adjusted | 5,910,358.62 |
| Environmental Inspection & Control | 2,947,147.07 | CAPITAL OUTLAY TOTAL | ** 23,909,406.92 | Transfer to Tax Title Liens or Foreclosed | 3,855,159.73 |
| Other Public Safety | 200,226.67 | | | Balance Outstanding Dec. 31, 1985 | ** 24,174,971.09 |
| PUBLIC WORKS | | | | PRIOR YEARS TAXES OUTSTANDING | |
| Streets and Drainage | 20,236,407.63 | Public Enterprises | 3,462,598.05 | Balance January 1, 1985 | 29,965,380.10 |
| Sewers and Sewage Processing | 40,229,344.09 | Recreation—Culture | 365,215.30 | Collected in 1985 | 18,476,881.68 |
| Garbage and Trash Disposal | 9,719,676.90 | Public Works | 8,696,433.91 | Cancelled, Abated or Adjusted 1985 | 805,594.59 |
| Public Buildings and Grounds | 15,650,796.48 | Buildings and Grounds | 10,776,770.59 | Transfers to Tax Title Liens or Foreclosed | 5,457,447.87 |
| Other Public Works | 9,456,731.58 | Library and Education | 608,389.07 | Balance December 31, 1985 | ** 5,225,455.96 |
| HEALTH and WELFARE | | Conservation | | TAX TITLE LIENS OUTSTANDING | |
| Health Services Except Environmental | 11,244,768.57 | All Other | | Balance January 1, 1985 | 11,649,200.01 |
| Welfare-Public Assistance | 13,067,467.42 | CAPITAL DEBT AUTHORIZED, DECEMBER 31, 1985 | | Transfer From Taxes | 9,383,715.40 |
| Hospitals, Clinics, First Aid | 88,784.72 | ISSUED AND UNISSUED GROSS DEBT | | Redeemed in 1985 | 3,959,477.90 |
| Animal, Insect, & Rodent Control | 450,195.71 | School | 223,137,349 | Cancelled, Abated or Adjusted (1985) | 653,425.69 |
| Other Welfare Services | 2,411,089.84 | Self-liquidating | 54,518,629 | Transfers to Foreclosed Property | 4,238,679.47 |
| RECREATION and CONSERVATION | | Other | 193,977,549 | Balance December 31, 1985 | ** 12,181,332.35 |
| Beaches and Boardwalks | 6,065,921.73 | Total | 471,633,528 | PROPERTY ACQUIRED BY DEED OR FORECLOSURE | |
| Parks, Playgrounds, Shade Trees | 184,003.96 | ISSUED AND OUTSTANDING | | Balance January 1, 1985 | 90,901,761.50 |
| Land Reclamation & Conservation | 4,816,454.31 | School | 197,730,782.23 | Transfers From Taxes or Liens | 4,242,767.89 |
| Other Recreational Services | | Self-Liquidating | 26,243,835.00 | Sale for Cash (1985) | 135,200.00 |
| EDUCATION (excluding schools) | | Other | 162,561,133.50 | Cancelled, Abated or Adjusted (1985) | 5,017,394.83 |
| Libraries | 13,238,872.46 | Total | 386,535,750.73 | Balance December 31, 1985 | ** 89,991,934.56 |
| Other Educational Services | 3,105,610.83 | EQUALIZED VALUATION BASIS | | CURRENT FINANCES DECEMBER 31, 1985 | |
| STATUTORY EXPENDITURES | | FOR NET DEBT COMPUTATION | 16,194,990,612 | ASSETS | |
| Pensions & F. I. C. A. | 43,614,791.84 | REAL PROPERTY VALUATIONS | | Cash Dec. 31, 1985 | 160,512,572.40 |
| Employee Fringe Benefits | 7,880,835.70 | Code Class # of Parcels % VAL'N | ASSESSED VALUATION | Taxes Receivable | 32,058,711.69 |
| Other Statutory Expenditures | 818,020.00 | 1 Vacant Land | | Tax Title Liens | 19,907,297.21 |
| CETA And Other Public Employment Programs | | 2 Residential | | Foreclosed Property | 90,270,196.32 |
| MUNICIPAL FUNCTIONS TOTAL | 452,108,393.24 | 3 Farm | | Emergencies & Other Deferred Charges | 7,329,848.83 |
| CAPITAL IMPROVEMENTS *MEMO | 7,208,299.55 | 4a Commercial | | State and Federal Aid Receivable | 950,857.55 |
| DEBT SERVICE | | 4b Industrial | | Other Receivables | 55,705,620.45 |
| Principal Payments | 24,864,971.10 | 4c Apartments | | Total | 366,735,104.45 |
| Interest Payments | 21,808,409.23 | Total | | LIABILITIES, RESERVES, AND SURPLUS | |
| TYPE IS SCHOOL DEBT * MEMO | 21,297,131.19 | Land Area 127.44 Sq. Miles | | Cash Liabilities | 126,284,417.77 |
| DEFERRED CHARGES | 2,457,326.10 | Net Valuation Taxable-Municipal | 10,505,874,400 | Reserves for Receivables | 170,724,016.72 |
| SCHOOL, COUNTY, SPECIAL DISTRICT TAXES | 425,986,995.92 | Net Valuation Taxable-County | 16,930,994,758 | Surplus Dec. 31, 1985 | 69,726,669.96 |
| RESERVE FOR UNCOLLECTED TAXES | 43,010,104.19 | State Equalized Valuation | 18,380,898,193 | Total | 366,735,104.45 |
| EXPENDITURES TOTAL | 970,236,199.78 | State Equalization Ratio | | | |

1985/3000

*ABOVE DEBT SERVICE INCLUDES TYPE I SCHL DEBT.

** - Financial data not available
 Pursuant to N.J.S.A. 40A:5-11

0899
 Population 1980 **199,917**
 Population 1985 **207,106**
 S & P Rating
 Moody Rating

General Tax Rate Per \$100.
 State Equalized Tax Rate

SUMMARY GLOUCESTER COUNTY MUNICIPALITIES

PER CAPITA:
 Gross Debt **303.98**
 Net Debt **140.97**
 Debt Service **18.74**
 Total Tax Levy **579.62**
 Municipal Expenditures **296.24**

PER CENT:
 Gross Debt 1.41
 Net Debt .65
 Tax Levy Collected **94.46**
 Tax Levy Cancelled, Abated or Adjusted **.16**

| EXPENDITURES | | REVENUES-REALIZED | | 1985 PROPERTY TAX | |
|---|----------------|--|--------------------|--|----------------|
| GENERAL GOVERNMENT | | | | STATE EQUALIZED TAX RATE | |
| Governing Body & Public Boards | 256,236.64 | 1985 Property Taxes Collected | 113,259,636.82 | Local District School Taxes | 53,504,304.17 |
| Municipal Clerk | 482,716.05 | 1985 Payments in Lieu of Taxes | 13,312.70 | Regional & Consolidated School Tax | 8,121,675.27 |
| Financial Administration | 810,045.43 | Delinquent Tax & Lien Collections | 6,193,030.21 | School Taxes in Municipal Budget | |
| Assessment of Taxes | 942,640.59 | Business Personalty Replacement Taxes | 2,377,020.32 | County Taxes | 31,311,016.00 |
| Collection of Taxes | 722,898.25 | Taxes from Public Utilities | 15,968,448.40 | County Library Taxes | 502,410.00 |
| Planning, Housing & Development | 561,195.06 | Other Miscellaneous Tax Revenues | 494,124.00 | Local Municipal Purpose Taxes | 21,729,563.04 |
| Human Resources | 113,815.36 | State Aid Revenues | 3,708,039.88 | Veteran & Senior Citizen Taxes | 2,105,500.00 |
| Elections | 58,014.62 | Federal Aid Revenues | | Total Taxes for Rate Computation | 117,274,468.48 |
| General Administration (other) | 6,715,195.02 | State and Local Fiscal Assistance Act Utilized | 1,544,846.97 | Special District Taxes | 2,768,024.10 |
| JUDICIARY | | Sale of Acquired Property | 281.87 | Bank Corp. Taxes | 242,511.89 |
| Municipal Courts | 969,409.75 | Other Miscellaneous Revenues | 7,841,770.82 | Added and Omitted Taxes | 1,863,528.89 |
| PUBLIC SAFETY | | Total | 151,400,511.99 | Total Taxes Levied - ABSTRACT | 120,043,033.36 |
| Fire Protection | 1,227,704.91 | Prior Years Surplus Appropriated | 6,069,983.23 | Total Taxes Billed | 119,899,799.20 |
| Police Protection | 13,864,604.05 | REVENUES | 157,470,495.22 | 1985 TAXES COLLECTED | 113,259,636.82 |
| Civil Defense & Disaster Control | 49,925.85 | Reserve For Uncollected Taxes | 7,538,047.73 | 1985 Taxes Cancelled, Abated or Adjusted | 186,889.98 |
| Environmental Inspection & Control | 1,063,476.17 | CAPITAL OUTLAY | 4,676,802.46 | Transfer to Tax Title Liens or Foreclosed | 572,182.34 |
| Other Public Safety | 98,110.00 | TOTAL | | Balance Outstanding Dec. 31, 1985 | 5,881,090.06 |
| PUBLIC WORKS | | | | PRIOR YEARS TAXES OUTSTANDING | |
| Streets and Drainage | 6,355,833.82 | Public Enterprises | 473,413.12 | Balance January 1, 1985 | 6,029,833.56 |
| Sewers and Sewage Processing | 641,271.00 | Recreation—Culture | 12,010.09 | Collected in 1985 | 5,357,262.06 |
| Garbage and Trash Disposal | 4,525,986.29 | Public Works | 3,075,099.83 | Cancelled, Abated or Adjusted 1985 | 77,648.13 |
| Public Buildings and Grounds | 981,183.04 | Buildings and Grounds | 1,027,926.06 | Transfers to Tax Title Liens or Foreclosed | 255,227.93 |
| Other Public Works | 695,453.39 | Library and Education | 88,353.36 | Balance December 31, 1985 | 339,695.44 |
| HEALTH and WELFARE | | Conservation | | TAX TITLE LIENS OUTSTANDING | |
| Health Services Except Environmental | 204,426.19 | All Other | | Balance January 1, 1985 | 2,115,300.69 |
| Welfare-Public Assistance | 247,575.63 | CAPITAL DEBT AUTHORIZED, DECEMBER 31, 1985 | | Transfer From Taxes | 864,046.20 |
| Hospitals, Clinics, First Aid | | ISSUED AND UNISSUED | | Redeemed in 1985 | 933,601.07 |
| Animal, Insect, & Rodent Control | 89,678.32 | School | 26,630,110 | Cancelled, Abated or Adjusted (1985) | 17,241.25 |
| Other Welfare Services | 31,223.00 | Self-liquidating | 9,175,417 | Transfers to Foreclosed Property | 21,115.70 |
| RECREATION and CONSERVATION | | Other | 27,151,228 | Balance December 31, 1985 | 2,007,388.87 |
| Beaches and Boardwalks | | Total | 62,956,755 | PROPERTY ACQUIRED BY DEED OR FORECLOSURE | |
| Parks, Playgrounds, Shade Trees | 718,649.07 | ISSUED AND OUTSTANDING | | Balance January 1, 1985 | 11,614,374.76 |
| Land Reclamation & Conservation | 30,341.34 | School | 26,751,299.76 | Transfers From Taxes or Liens | 21,115.70 |
| Other Recreational Services | 382,757.61 | Self-Liquidating | 8,298,348.73 | Sale for Cash (1985) | 169,126.43 |
| EDUCATION (excluding schools) | | Other | 22,185,406.86 | Cancelled, Abated or Adjusted (1985) | 41,108.57 |
| Libraries | 946,873.99 | Total | 57,235,055.35 | Balance December 31, 1985 | 11,425,255.46 |
| Other Educational Services | 892.90 | EQUALIZED VALUATION BASIS | | CURRENT FINANCES DECEMBER 31, 1985 | |
| STATUTORY EXPENDITURES | | FOR NET DEBT COMPUTATION | 4,467,422,496 | ASSETS | |
| Pensions & F. I. C. A. | 3,292,103.94 | REAL PROPERTY VALUATIONS | | Cash Dec. 31, 1985 | 26,861,778.15 |
| Employee Fringe Benefits | 1,595,827.49 | Code Class # of Parcels % VAL'N | ASSESSED VALUATION | Taxes Receivable | 6,220,785.50 |
| Other Statutory Expenditures | 106,296.42 | 1 Vacant Land | | Tax Title Liens | 2,007,388.87 |
| CETA And Other Public Employment Programs | | 2 Residential | | Foreclosed Property | 11,425,255.46 |
| MUNICIPAL FUNCTIONS | | 3 Farm | | Emergencies & Other Deferred Charges | 2,254,472.40 |
| CAPITAL IMPROVEMENTS | 48,782,361.19 | 4a Commercial (SEE PAGE 21) | | State and Federal Aid Receivable | 159,944.67 |
| DEBT SERVICE | | 4b Industrial | | Other Receivables | 2,381,931.57 |
| Principal Payments | 2,370,048.74 | 4c Apartments | | Total | 51,311,556.62 |
| Interest Payments | 1,511,448.95 | Total | | LIABILITIES, RESERVES, AND SURPLUS | |
| DEFERRED CHARGES | | Land Area 328.36 Sq. Miles | | Cash Liabilities | 16,525,608.65 |
| SCHOOL, COUNTY, SPECIAL DISTRICT TAXES | 1,150,280.44 | Net Valuation Taxable-Municipal | 3,895,110,951 | Reserves for Receivables | 21,898,389.63 |
| RESERVE FOR UNCOLLECTED TAXES | 96,207,429.54 | Net Valuation Taxable-County | 4,698,711,866 | Surplus Dec. 31, 1985 | 12,887,558.34 |
| EXPENDITURES | 7,538,047.73 | State Equalized Valuation | 4,759,855,845 | Total | 51,311,556.62 |
| TOTAL | 157,559,616.59 | State Equalization Ratio | | | |

0999
Population 1980 556,972
Population 1985 555,896
S & P Rating
Moody Rating

General Tax Rate Per \$100.
State Equalized Tax Rate

SUMMARY HUDSON COUNTY MUNICIPALITIES

PER CAPITA:
Gross Debt 685.62
Net Debt 252.99
Debt Service 57.49
Total Tax Levy 599.48
Municipal Expenditures 662.45

PER CENT:
Gross Debt 4.80
Net Debt 1.77
Tax Levy Collected 93.65
Tax Levy Cancelled, Abated or Adjusted .54

| EXPENDITURES | | REVENUES-REALIZED | | 1985 PROPERTY TAX STATE EQUALIZED TAX RATE | |
|--|----------------|--|--|---|--|
| GENERAL GOVERNMENT | | | | Local District School Taxes | |
| Governing Body & Public Boards | 1,626,881.62 | 1985 Property Taxes Collected | | Regional & Consolidated School Tax | |
| Municipal Clerk | 1,166,334.00 | 1985 Payments in Lieu of Taxes | | School Taxes in Municipal Budget | |
| Financial Administration | 5,946,594.20 | Delinquent Tax & Lien Collections | | County Taxes | |
| Assessment of Taxes | 3,177,829.84 | Business Personality Replacement Taxes | | County Library Taxes | |
| Collection of Taxes | 1,556,103.33 | Taxes from Public Utilities | | Local Municipal Purpose Taxes | |
| Planning, Housing & Development | 1,565,163.51 | Other Miscellaneous Tax Revenues | | Veteran & Senior Citizen Taxes | |
| Human Resources | 13,875,839.54 | State Aid Revenues | | Total Taxes for Rate Computation | |
| Elections | 785,654.42 | Federal Aid Revenues | | Special District Taxes | |
| General Administration (other) | 33,837,839.14 | State and Local Fiscal Assistance Act Utilized | | Bank Corp. Taxes | |
| JUDICIARY | 3,925,842.01 | Sale of Acquired Property | | Added and Omitted Taxes | |
| Municipal Courts | | Other Miscellaneous Revenues | | Total Taxes Levied - ABSTRACT | |
| PUBLIC SAFETY | 56,038,326.40 | Prior Years Surplus Appropriated | | Total Taxes Billed | |
| Fire Protection | 62,552,931.44 | REVENUES | | 1985 TAXES COLLECTED | |
| Police Protection | 128,330.00 | Reserve For Uncollected Taxes | | 1985 Taxes Cancelled, Abated or Adjusted | |
| Civil Defense & Disaster Control | 2,203,535.19 | CAPITAL OUTLAY | | Transfer to Tax Title Liens or Foreclosed | |
| Environmental Inspection & Control | 221,650.00 | Public Enterprises | | Balance Outstanding Dec. 31, 1985 | |
| Other Public Safety | | Recreation—Culture | | PRIOR YEARS TAXES OUTSTANDING | |
| PUBLIC WORKS | 18,037,679.12 | Public Works | | Balance January 1, 1985 | |
| Streets and Drainage | 9,640,381.92 | Buildings and Grounds | | Collected in 1985 | |
| Sewers and Sewage Processing | 7,875,541.96 | Library and Education | | Cancelled, Abated or Adjusted 1985 | |
| Garbage and Trash Disposal | 3,406,040.13 | Conservation | | Transfers to Tax Title Liens or Foreclosed | |
| Public Buildings and Grounds | 2,771,914.00 | All Other | | Balance December 31, 1985 | |
| Other Public Works | | CAPITAL DEBT AUTHORIZED, DECEMBER 31, 1985 | | TAX TITLE LIENS OUTSTANDING | |
| HEALTH and WELFARE | 11,660,633.66 | ISSUED AND UNISSUED | | Balance January 1, 1985 | |
| Health Services Except Environmental | 3,962,717.00 | GROSS DEBT | | Transfer From Taxes | |
| Welfare-Public Assistance | 41,140.00 | NET DEBT | | Redeemed in 1985 | |
| Hospitals, Clinics, First Aid | 158,466.00 | School | | Cancelled, Abated or Adjusted (1985) | |
| Animal, Insect, & Rodent Control | 1,220,615.00 | Self-Liquidating | | Transfers to Foreclosed Property | |
| Other Welfare Services | | Other | | Balance December 31, 1985 | |
| RECREATION and CONSERVATION | 2,571,798.00 | Total | | PROPERTY ACQUIRED BY DEED OR FORECLOSURE | |
| Beaches and Boardwalks | 85,560.41 | ISSUED AND OUTSTANDING | | Balance January 1, 1985 | |
| Parks, Playgrounds, Shade Trees | 1,386,078.63 | School | | Transfers From Taxes or Liens | |
| Land Reclamation & Conservation | | Self-Liquidating | | Sale for Cash (1985) | |
| Other Recreational Services | | Other | | Cancelled, Abated or Adjusted (1985) | |
| EDUCATION (excluding schools) | 5,868,550.08 | Total | | Balance December 31, 1985 | |
| Libraries | 95,244.00 | EQUALIZED VALUATION BASIS | | CURRENT FINANCES DECEMBER 31, 1985 | |
| Other Educational Services | | FOR NET DEBT COMPUTATION | | ASSETS | |
| STATUTORY EXPENDITURES | 31,149,786.08 | REAL PROPERTY VALUATIONS | | Cash Dec. 31, 1985 | |
| Pensions & F. I. C. A. | 16,988,070.13 | Code Class # of Parcels % VAL'N | | Taxes Receivable | |
| Employee Fringe Benefits | 706,963.16 | 1 Vacant Land | | Tax Title Liens | |
| Other Statutory Expenditures | 31,000.00 | 2 Residential | | Foreclosed Property | |
| CETA And Other Public Employment Programs | 306,267,033.92 | 3 Farm | | Emergencies & Other Deferred Charges | |
| MUNICIPAL FUNCTIONS | 800,000.00 | 4a Commercial | | State and Federal Aid Receivable | |
| CAPITAL IMPROVEMENTS | | 4b Industrial | | Other Receivables | |
| DEBT SERVICE | 14,724,912.98 | 4c Apartments | | Total | |
| Principal Payments | 17,233,732.30 | Total | | LIABILITIES, RESERVES, AND SURPLUS | |
| Interest Payments | 11,899,244.91 | Land Area 46.42 Sq. Miles | | Cash Liabilities | |
| TYPE I SCHOOL DEBT * MEMO | 6,716,622.32 | Net Valuation Taxable-Municipal | | Reserves for Receivables | |
| DEFERRED CHARGES | 192,264,822.47 | Net Valuation Taxable-County | | Surplus Dec. 31, 1985 | |
| SCHOOL, COUNTY, SPECIAL DISTRICT TAXES | 23,311,763.13 | State Equalized Valuation | | Total | |
| RESERVE FOR UNCOLLECTED TAXES | 560,518,887.12 | State Equalization Ratio | | | |
| EXPENDITURES | | | | | |

1985/3000

*ABOVE DEBT SERVICE INCLUDES TYPE I SCHL DEBT.

*Includes County Health Service Taxes or County Vocational School Taxes. See Table 13.

1099
 Population 1980 **87,361**
 Population 1985 **92,773**
 S & P Rating
 Moody Rating

General Tax Rate Per \$100.

State Equalized Tax Rate

SUMMARY HUNTERDON COUNTY MUNICIPALITIES

PER CAPITA:

Gross Debt **532.28**
 Net Debt **213.72**
 Debt Service **18.04**
 Total Tax Levy **838.09**
 Municipal Expenditures **388.17**

PER CENT:

Gross Debt **1.43**
 Net Debt **.57**
 Tax Levy Collected **94.06**
 Tax Levy Cancelled, Abated or Adjusted **1.36**

| EXPENDITURES | | REVENUES-REALIZED | | 1985 PROPERTY TAX | |
|--|-----------------------|---|---------------------------|---|----------------------|
| GENERAL GOVERNMENT | | | | STATE EQUALIZED TAX RATE → | |
| Governing Body & Public Boards | 11,401.00 | 1985 Property Taxes Collected | 73,038,615.70 | Local District School Taxes | 22,289,626.78 |
| Municipal Clerk | 75,825.00 | 1985 Payments in Lieu of Taxes | 54,714.99 | Regional & Consolidated School Tax | 28,425,226.08 |
| Financial Administration | 420,581.59 | Delinquent Tax & Lien Collections | 4,427,286.94 | School Taxes in Municipal Budget | |
| Assessment of Taxes | 484,481.63 | Business Personalty Replacement Taxes | 1,717,768.41 | County Taxes | 17,100,000.00 |
| Collection of Taxes | 413,773.83 | Taxes from Public Utilities | 11,133,749.51 | County Library Taxes | 972,000.00 |
| Planning, Housing & Development | 752,830.81 | Other Miscellaneous Tax Revenues | | Local Municipal Purpose Taxes | 6,552,440.79 |
| Human Resources | 22,168.63 | State Aid Revenues | 761,748.41 | Veteran & Senior Citizen Taxes | 742,250.00 |
| Elections | 17,540.29 | Federal Aid Revenues | 217,000.00 | Total Taxes for Rate Computation | 76,081,543.65 |
| General Administration (other) | 3,467,471.50 | State and Local Fiscal Assistance Act Utilized | 535,460.00 | Special District Taxes | 120,475.00 |
| JUDICIARY | | Sale of Acquired Property | | Bank Corp. Taxes | 228,290.34 |
| Municipal Courts | 466,342.36 | Other Miscellaneous Revenues | 8,142,996.84 | Added and Omitted Taxes | 2,064,319.63 |
| PUBLIC SAFETY | | Total | 100,029,340.80 | Total Taxes Levied - ABSTRACT | 77,752,378.62 |
| Fire Protection | 955,996.64 | Prior Years Surplus Appropriated | 8,892,536.99 | Total Taxes Billed | 77,648,603.63 |
| Police Protection | 4,460,917.37 | REVENUES TOTAL | 108,921,877.79 | 1985 TAXES COLLECTED | 73,038,615.70 |
| Civil Defense & Disaster Control | 12,854.77 | Reserve For Uncollected Taxes | 6,057,325.61 | 1985 Taxes Cancelled, Abated or Adjusted | 1,053,386.50 |
| Environmental Inspection & Control | 607,499.57 | CAPITAL OUTLAY TOTAL | 4,702,896.64 | Transfer to Tax Title Liens or Foreclosed Balance Outstanding Dec. 31, 1985 | 151,482.69 |
| Other Public Safety | | | | | 4,029,707.76 |
| PUBLIC WORKS | | | | PRIOR YEARS TAXES OUTSTANDING | |
| Streets and Drainage | 6,533,308.66 | Public Enterprises | 753,664.82 | Balance January 1, 1985 | 5,042,170.19 |
| Sewers and Sewage Processing | 537,940.84 | Recreation—Culture | 11,257.91 | Collected in 1985 | 4,242,136.18 |
| Garbage and Trash Disposal | 596,076.50 | Public Works | 2,724,578.99 | Cancelled, Abated or Adjusted 1985 | 13,176.67 |
| Public Buildings and Grounds | 644,867.30 | Buildings and Grounds | 1,213,394.92 | Transfers to Tax Title Liens or Foreclosed | 48,591.82 |
| Other Public Works | 99,386.86 | Library and Education | | Balance December 31, 1985 | 738,265.52 |
| HEALTH and WELFARE | | Conservation | | TAX TITLE LIENS OUTSTANDING | |
| Health Services Except Environmental | 151,343.63 | All Other | | Balance January 1, 1985 | 795,162.21 |
| Welfare-Public Assistance | 59,189.00 | CAPITAL DEBT AUTHORIZED, DECEMBER 31, 1985 | | Transfer From Taxes | 204,219.20 |
| Hospitals, Clinics, First Aid | | ISSUED AND UNISSUED GROSS DEBT NET DEBT | | Redeemed in 1985 | 185,150.76 |
| Animal, Insect, & Rodent Control | 16,493.06 | School | 22,113,220 | Cancelled, Abated or Adjusted (1985) | 167.17 |
| Other Welfare Services | | Self-liquidating | 8,250,452 | Transfers to Foreclosed Property | |
| RECREATION and CONSERVATION | | Other | 19,017,736 | Balance December 31, 1985 | 814,063.48 |
| Beaches and Boardwalks | | Total | 49,381,409 | PROPERTY ACQUIRED BY DEED OR FORECLOSURE | |
| Parks, Playgrounds, Shade Trees | 165,791.33 | ISSUED AND OUTSTANDING | | Balance January 1, 1985 | 296,965.37 |
| Land Reclamation & Conservation | 43,128.14 | School | 16,385,316.00 | Transfers From Taxes or Liens | 395.50 |
| Other Recreational Services | 106,738.44 | Self-Liquidating | 7,725,911.65 | Sale for Cash (1985) | |
| EDUCATION (excluding schools) | | Other | 14,394,353.50 | Cancelled, Abated or Adjusted (1985) | 1,460.87 |
| Libraries | 198,907.50 | Total | 38,505,581.15 | Balance December 31, 1985 | 295,900.00 |
| Other Educational Services | 4,695,897.97 | EQUALIZED VALUATION BASIS | | CURRENT FINANCES DECEMBER 31, 1985 | |
| STATUTORY EXPENDITURES | | FOR NET DEBT COMPUTATION | 3,449,557,589 | ASSETS | |
| Pensions & F. I. C. A. | 1,244,382.46 | REAL PROPERTY VALUATIONS | | Cash Dec. 31, 1985 | 45,802,803.44 |
| Employee Fringe Benefits | 573,238.49 | Code Class # of Parcels % VAL'N | ASSESSED VALUATION | Taxes Receivable | 4,767,973.28 |
| Other Statutory Expenditures | 74,441.16 | 1 Vacant Land | | Tax Title Liens | 814,063.48 |
| CETA And Other Public Employment Programs | | 2 Residential | | Foreclosed Property | 295,900.00 |
| MUNICIPAL FUNCTIONS TOTAL | 27,910,816.33 | 3 Farm | | Emergencies & Other Deferred Charges | 853,590.14 |
| CAPITAL IMPROVEMENTS *MEMO | 1,093,066.49 | 4a Commercial (SEE PAGE 25) | | State and Federal Aid Receivable | 152,309.16 |
| DEBT SERVICE | | 4b Industrial | | Other Receivables | 873,834.84 |
| Principal Payments | 818,987.75 | 4c Apartments | | Total | 53,560,474.34 |
| Interest Payments | 854,319.28 | Total | | LIABILITIES, RESERVES, AND SURPLUS | |
| DEFERRED CHARGES | 370,521.58 | Land Area 429.60 Sq. Miles | | Cash Liabilities | 17,338,736.83 |
| SCHOOL, COUNTY, SPECIAL DISTRICT TAXES | 68,907,327.86 | Net Valuation Taxable-Municipal | 3,173,772,761 | Reserves for Receivables | 6,563,365.65 |
| RESERVE FOR UNCOLLECTED TAXES | 6,057,325.61 | Net Valuation Taxable-County | 3,649,302,256 | Surplus Dec. 31, 1985 | 29,658,371.86 |
| EXPENDITURES TOTAL | 104,919,298.41 | State Equalized Valuation | 3,958,707,730 | Total | 53,560,474.34 |
| | | State Equalization Ratio | | | |

1199

Population 1980 **307,863**
 Population 1985 **317,685**
 S & P Rating
 Moody Rating

General Tax Rate Per \$100.

State Equalized Tax Rate

SUMMARY MERCER COUNTY MUNICIPALITIES

PER CAPITA:

Gross Debt **897.22**
 Net Debt **327.79**
 Debt Service **45.02**
 Total Tax Levy **698.06**
 Municipal Expenditures **497.63**

PER CENT:

Gross Debt 3.80
 Net Debt 1.38
 Tax Levy Collected **94.88**
 Tax Levy Cancelled, Abated or Adjusted **.54**

| EXPENDITURES | | REVENUES-REALIZED | | 1985 PROPERTY TAX | |
|---|----------------|--|--------------------|--|----------------|
| GENERAL GOVERNMENT | | | | STATE EQUALIZED TAX RATE | |
| Governing Body & Public Boards | 908,820.05 | 1985 Property Taxes Collected | 210,184,494.07 | Local District School Taxes | 69,581,526.75 |
| Municipal Clerk | 584,150.00 | 1985 Payments in Lieu of Taxes | 1,400,664.96 | Regional & Consolidated School Tax | 36,687,990.37 |
| Financial Administration | 1,413,663.10 | Delinquent Tax & Lien Collections | 9,446,992.91 | School Taxes in Municipal Budget | 47,082.00 |
| Assessment of Taxes | 746,712.18 | Business Personalty Replacement Taxes | 7,483,642.76 | County Taxes | 58,686,894.40 |
| Collection of Taxes | 800,005.97 | Taxes from Public Utilities | 31,894,553.00 | County Library Taxes | 3,217,550.00 |
| Planning, Housing & Development | 2,504,522.38 | Other Miscellaneous Tax Revenues | 995,538.15 | Local Municipal Purpose Taxes | 45,518,449.72 |
| Human Resources | 7,431,968.35 | State Aid Revenues | 18,744,850.37 | Veteran & Senior Citizen Taxes | 3,050,500.00 |
| Elections | 75,531.50 | Federal Aid Revenues | 1,833,500.00 | Total Taxes for Rate Computation | 216,789,993.24 |
| General Administration (other) | 14,661,309.55 | State and Local Fiscal Assistance Act Utilized | 3,131,476.12 | Special District Taxes | 3,422,156.29 |
| JUDICIARY | | Sale of Acquired Property | 228,995.00 | Bank Corp. Taxes | 576,712.41 |
| Municipal Courts | 1,935,772.39 | Other Miscellaneous Revenues | 35,170,272.90 | Added and Omitted Taxes | 4,025,672.63 |
| PUBLIC SAFETY | | Total | 320,514,980.24 | Total Taxes Levied - ABSTRACT | 221,764,034.57 |
| Fire Protection | 9,702,800.37 | Prior Years Surplus Appropriated | 13,797,681.43 | Total Taxes Billed | 221,536,953.42 |
| Police Protection | 27,524,374.57 | REVENUES TOTAL | 334,312,661.67 | 1985 TAXES COLLECTED | 210,184,494.07 |
| Civil Defense & Disaster Control | 335,552.24 | Reserve For Uncollected Taxes | 13,895,324.37 | 1985 Taxes Cancelled, Abated or Adjusted | 1,205,558.32 |
| Environmental Inspection & Control | 1,646,613.36 | CAPITAL OUTLAY TOTAL | 33,167,853.65 | Transfer to Tax Title Liens or Foreclosed | 2,343,243.25 |
| Other Public Safety | 25,382.00 | | | Balance Outstanding Dec. 31, 1985 | 7,803,657.75 |
| PUBLIC WORKS | | | | PRIOR YEARS TAXES OUTSTANDING | |
| Streets and Drainage | 8,729,073.25 | Public Enterprises | 8,562,230.04 | Balance January 1, 1985 | 9,420,214.46 |
| Sewers and Sewage Processing | 8,420,689.12 | Recreation—Culture | 460,352.30 | Collected in 1985 | 7,737,188.50 |
| Garbage and Trash Disposal | 8,077,059.61 | Public Works | 9,480,826.43 | Cancelled, Abated or Adjusted 1985 | 792,543.05 |
| Public Buildings and Grounds | 3,593,218.00 | Buildings and Grounds | 14,409,688.38 | Transfers to Tax Title Liens or Foreclosed | 522,457.66 |
| Other Public Works | 1,549,507.00 | Library and Education | 165,000.00 | Balance December 31, 1985 | 368,025.25 |
| HEALTH and WELFARE | | Conservation | 89,756.50 | TAX TITLE LIENS OUTSTANDING | |
| Health Services Except Environmental | 2,867,781.58 | All Other | | Balance January 1, 1985 | 6,003,846.00 |
| Welfare-Public Assistance | 1,728,127.08 | CAPITAL DEBT AUTHORIZED, DECEMBER 31, 1985 | | Transfer From Taxes | 2,828,659.99 |
| Hospitals, Clinics, First Aid | 2,020,699.00 | ISSUED AND UNISSUED | | Redeemed in 1985 | 1,700,554.31 |
| Animal, Insect, & Rodent Control | 177,602.51 | GROSS DEBT | | Cancelled, Abated or Adjusted (1985) | 186,095.18 |
| Other Welfare Services | 729,145.20 | School | 78,358,934 | Transfers to Foreclosed Property | 737,014.70 |
| RECREATION and CONSERVATION | | Self-liquidating | 67,409,714 | Balance December 31, 1985 | 6,208,841.80 |
| Beaches and Boardwalks | | Other | 139,264,731 | PROPERTY ACQUIRED BY DEED OR FORECLOSURE | |
| Parks, Playgrounds, Shade Trees | 1,711,365.36 | Total | 285,033,379 | Balance January 1, 1985 | 11,490,529.96 |
| Land Reclamation & Conservation | 33,540.04 | ISSUED AND OUTSTANDING | | Transfers From Taxes or Liens | 909,019.09 |
| Other Recreational Services | 1,987,375.88 | School | 40,333,602.34 | Sale for Cash (1985) | 221,126.64 |
| EDUCATION (excluding schools) | | Self-Liquidating | 61,677,500.00 | Cancelled, Abated or Adjusted (1985) | 552,464.91 |
| Libraries | 3,254,086.18 | Other | 126,490,259.00 | Balance December 31, 1985 | 11,625,957.50 |
| Other Educational Services | 190,704.00 | Total | 228,501,361.34 | CURRENT FINANCES DECEMBER 31, 1985 | |
| STATUTORY EXPENDITURES | | EQUALIZED VALUATION BASIS | | ASSETS | |
| Pensions & F. I. C. A. | 10,230,082.14 | FOR NET DEBT COMPUTATION | 7,541,106,799 | Cash Dec. 31, 1985 | 59,136,343.97 |
| Employee Fringe Benefits | 3,661,004.63 | REAL PROPERTY VALUATIONS | | Taxes Receivable | 8,171,683.00 |
| Other Statutory Expenditures | 140,436.03 | Code Class # of Parcels % VAL'N | ASSESSED VALUATION | Tax Title Liens | 6,208,841.80 |
| CETA And Other Public Employment Programs | | 1 Vacant Land | | Foreclosed Property | 11,625,957.50 |
| MUNICIPAL FUNCTIONS TOTAL | 129,398,674.62 | 2 Residential | | Emergencies & Other Deferred Charges | 534,288.96 |
| CAPITAL IMPROVEMENTS *MEMO | 2,239,926.95 | 3 Farm | | State and Federal Aid Receivable | 2,575,578.32 |
| DEBT SERVICE | | 4a Commercial | | Other Receivables | 5,140,052.37 |
| Principal Payments | 7,610,377.29 | 4b Industrial | | Total | 93,392,745.92 |
| Interest Payments | 6,690,501.88 | 4c Apartments | | LIABILITIES, RESERVES, AND SURPLUS | |
| TYPE I SCHOOL DEBT * MEMO | 287,051.00 | Total | | Cash Liabilities | 41,228,131.22 |
| DEFERRED CHARGES | 495,389.89 | Land Area 226.00 Sq. Miles | | Reserves for Receivables | 28,691,867.82 |
| SCHOOL, COUNTY, SPECIAL DISTRICT TAXES | 171,643,199.81 | Net Valuation Taxable-Municipal | 4,741,270,878 | Surplus Dec. 31, 1985 | 23,472,746.88 |
| RESERVE FOR UNCOLLECTED TAXES | 13,895,324.37 | Net Valuation Taxable-County | 7,958,131,816 | Total | 93,392,745.92 |
| EXPENDITURES TOTAL | 329,733,467.86 | State Equalized Valuation | 8,440,563,608 | | |
| | | State Equalization Ratio | | | |

1985/2000

*ABOVE DEBT SERVICE INCLUDES TYPE I SCHL DEBT.

1299
Population 1980 595,893
Population 1985 626,703
S & P Rating
Moody Rating

General Tax Rate Per \$100.
State Equalized Tax Rate

SUMMARY MIDDLESEX COUNTY MUNICIPALITIES

| | | | |
|------------------------|--------|--|-------|
| PER CAPITA: | | PER CENT: | |
| Gross Debt | 824.17 | Gross Debt | 2.91 |
| Net Debt | 407.18 | Net Debt | 1.44 |
| Debt Service | 54.52 | Tax Levy Collected | 96.83 |
| Total Tax Levy | 791.88 | Tax Levy Cancelled, Abated or Adjusted | 4.3 |
| Municipal Expenditures | 426.92 | | |

| EXPENDITURES | | REVENUES-REALIZED | | 1985 PROPERTY TAX | |
|---|----------------|--|--------------------|--|----------------|
| GENERAL GOVERNMENT | | | | STATE EQUALIZED TAX RATE | |
| Governing Body & Public Boards | 608,366.63 | 1985 Property Taxes Collected | 480,664,190.95 | Local District School Taxes | 272,229,710.14 |
| Municipal Clerk | 1,047,723.31 | 1985 Payments in Lieu of Taxes | 3,038,814.68 | Regional & Consolidated School Tax | 4,685,026.99 |
| Financial Administration | 2,631,307.08 | Delinquent Tax & Lien Collections | 11,435,780.28 | School Taxes in Municipal Budget | 3,592,282.75 |
| Assessment of Taxes | 3,453,176.07 | Business Personalty Replacement Taxes | 14,796,561.16 | County Taxes | 119,132,800.00 |
| Collection of Taxes | 1,639,648.18 | Taxes from Public Utilities | 77,461,236.00 | County Library Taxes | 76,638,865.62 |
| Planning, Housing & Development | 2,208,295.40 | Other Miscellaneous Tax Revenues | 115,022.70 | Local Municipal Purpose Taxes | 5,541,100.00 |
| Human Resources | 4,904,575.39 | State Aid Revenues | 16,515,620.59 | Veteran & Senior Citizen Taxes | 481,819,785.50 |
| Elections | 186,254.30 | Federal Aid Revenues | 10,215.41 | Total Taxes for Rate Computation | 10,179,210.92 |
| General Administration (other) | 26,846,924.34 | State and Local Fiscal Assistance Act Utilized | 4,768,759.10 | Special District Taxes | 910,831.72 |
| JUDICIARY | | Sale of Acquired Property | 4,369,433.49 | Bank Corp. Taxes | 8,905,272.75 |
| Municipal Courts | 2,820,600.94 | Other Miscellaneous Revenues | 43,387,300.53 | Added and Omitted Taxes | 496,274,000.89 |
| PUBLIC SAFETY | | Total | 656,562,934.89 | Total Taxes Levied - ABSTRACT | 496,422,375.92 |
| Fire Protection | 12,459,241.99 | Prior Years Surplus Appropriated | 23,050,747.25 | Total Taxes Billed | 480,664,190.95 |
| Police Protection | 52,829,676.34 | REVENUES TOTAL | 679,613,682.14 | 1985 TAXES COLLECTED | 2,121,262.38 |
| Civil Defense & Disaster Control | 196,356.00 | Reserve For Uncollected Taxes | 17,338,415.11 | 1985 Taxes Cancelled, Abated or Adjusted | 1,133,314.62 |
| Environmental Inspection & Control | 4,661,043.21 | CAPITAL OUTLAY TOTAL | 54,379,590.25 | Transfer to Tax Title Liens or Foreclosed | 12,503,607.97 |
| Other Public Safety | 4,249.00 | | | Balance Outstanding Dec. 31, 1985 | |
| PUBLIC WORKS | | | | PRIOR YEARS TAXES OUTSTANDING | |
| Streets and Drainage | 19,054,541.00 | Public Enterprises | 8,833,433.89 | Balance January 1, 1985 | 11,496,210.14 |
| Sewers and Sewage Processing | 10,315,677.91 | Recreation—Culture | 2,036,539.24 | Collected in 1985 | 10,061,713.63 |
| Garbage and Trash Disposal | 9,273,973.06 | Public Works | 13,868,938.46 | Cancelled, Abated or Adjusted 1985 | 186,258.97 |
| Public Buildings and Grounds | 5,926,940.66 | Buildings and Grounds | 23,274,229.18 | Transfers to Tax Title Liens or Foreclosed | 309,069.58 |
| Other Public Works | 2,529,360.72 | Library and Education | 6,400,449.48 | Balance December 31, 1985 | 939,167.96 |
| HEALTH and WELFARE | | Conservation | | TAX TITLE LIENS OUTSTANDING | |
| Health Services Except Environmental | 3,351,221.32 | All Other | | Balance January 1, 1985 | 3,323,940.18 |
| Welfare-Public Assistance | 1,453,959.74 | CAPITAL DEBT AUTHORIZED, DECEMBER 31, 1985 | | Transfer From Taxes | 1,487,741.21 |
| Hospitals, Clinics, First Aid | 64,650.00 | ISSUED AND UNISSUED | | Redeemed in 1985 | 1,373,316.65 |
| Animal, Insect, & Rodent Control | 196,942.00 | GROSS DEBT | | Cancelled, Abated or Adjusted (1985) | 12,026.38 |
| Other Welfare Services | 250,003.00 | School | 110,835,541 | Transfers to Foreclosed Property | 47,336.17 |
| RECREATION and CONSERVATION | | Self-Liquidating | 121,509,001 | Balance December 31, 1985 | 3,379,002.19 |
| Beaches and Boardwalks | 5,610,387.47 | Other | 284,165,085 | PROPERTY ACQUIRED BY DEED OR | |
| Parks, Playgrounds, Shade Trees | 353,251.49 | Total | 516,509,629 | FORECLOSURE | |
| Land Reclamation & Conservation | 3,736,058.11 | ISSUED AND OUTSTANDING | | Balance January 1, 1985 | 20,668,042.31 |
| Other Recreational Services | 8,498,291.49 | School | 107,915,065.66 | Transfers From Taxes or Liens | 47,216.09 |
| EDUCATION (excluding schools) | 162,435.00 | Self-Liquidating | 96,579,725.00 | Sale for Cash (1985) | 278,550.00 |
| Libraries | 17,136,021.18 | Other | 240,978,485.00 | Cancelled, Abated or Adjusted (1985) | 4,715,542.90 |
| Other Educational Services | 8,053,078.10 | Total | 445,473,275.66 | Balance December 31, 1985 | 15,721,165.50 |
| STATUTORY EXPENDITURES | | EQUALIZED VALUATION BASIS | | CURRENT FINANCES DECEMBER 31, 1985 | |
| Pensions & F. I. C. A. | 304,400.00 | FOR NET DEBT COMPUTATION | 17,727,057,167 | ASSETS | |
| Employee Fringe Benefits | 475.00 | REAL PROPERTY VALUATIONS | | Cash Dec. 31, 1985 | 95,458,438.53 |
| Other Statutory Expenditures | 212,769,105.43 | Code Class # of Parcels % VAL'N | ASSESSED VALUATION | Taxes Receivable | 13,442,775.93 |
| CETA And Other Public Employment Programs | 2,065,865.00 | 1 Vacant Land | | Tax Title Liens | 3,379,002.19 |
| MUNICIPAL FUNCTIONS | | 2 Residential | | Foreclosed Property | 15,721,165.50 |
| CAPITAL IMPROVEMENTS | | 3 Farm | | Emergencies & Other Deferred Charges | 5,356,419.44 |
| DEBT SERVICE | | 4a Commercial | | State and Federal Aid Receivable | 656,625.39 |
| Principal Payments | 17,607,663.72 | 4b Industrial | | Other Receivables | 6,724,121.82 |
| Interest Payments | 16,559,842.89 | 4c Apartments | | Total | 140,738,548.80 |
| TYPE I SCHOOL DEBT * MEMO | 5,109,303.03 | Total | | LIABILITIES, RESERVES, AND SURPLUS | |
| DEFERRED CHARGES | 3,279,149.09 | Land Area 311.00 Sq. Miles | | Cash Liabilities | 73,251,657.63 |
| SCHOOL, COUNTY, SPECIAL DISTRICT TAXES | 409,819,030.80 | Net Valuation Taxable-Municipal | 14,829,595,393 | Reserves for Receivables | 37,810,259.98 |
| RESERVE FOR UNCOLLECTED TAXES | 17,338,415.11 | Net Valuation Taxable-County | 20,890,100,665 | Surplus Dec. 31, 1985 | 29,676,631.19 |
| EXPENDITURES TOTAL | 677,373,207.04 | State Equalized Valuation | 20,055,326,051 | Total | 140,738,548.80 |
| | | State Equalization Ratio | | | |

1985/3000

*ABOVE DEBT SERVICE INCLUDES TYPE I SCHL DEBT.

1799
 Population 1980 **64,676**
 Population 1985 **65,215**
 S & P Rating
 Moody Rating

General Tax Rate Per \$100.

State Equalized Tax Rate

SUMMARY SALEM COUNTY MUNICIPALITIES

| | | | |
|------------------------|---------------|--|--------------|
| PER CAPITA: | | PER CENT: | |
| Gross Debt | 255.81 | Gross Debt | 1.36 |
| Net Debt | 30.90 | Net Debt | .16 |
| Debt Service | 12.07 | Tax Levy Collected | 90.12 |
| Total Tax Levy | 467.62 | Tax Levy Cancelled, Abated or Adjusted | .31 |
| Municipal Expenditures | 469.72 | | |

| EXPENDITURES | | REVENUES-REALIZED | | 1985 PROPERTY TAX | |
|---|---------------|--|--------------------|--|---------------|
| GENERAL GOVERNMENT | | | | STATE EQUALIZED TAX RATE | |
| Governing Body & Public Boards | 81,560.00 | 1985 Property Taxes Collected | 27,410,482.28 | Local District School Taxes | 12,308,740.10 |
| Municipal Clerk | 45,112.96 | 1985 Payments in Lieu of Taxes | 32,111.76 | Regional & Consolidated School Tax | 5,020,792.17 |
| Financial Administration | 405,255.42 | Delinquent Tax & Lien Collections | 2,819,514.47 | School Taxes in Municipal Budget | 53,799.68 |
| Assessment of Taxes | 241,233.88 | Business Personalty Replacement Taxes | 2,935,797.13 | County Taxes | 10,611,000.00 |
| Collection of Taxes | 285,229.31 | Taxes from Public Utilities | 13,758,822.71 | County Library Taxes | |
| Planning, Housing & Development | 692,836.24 | Other Miscellaneous Tax Revenues | | Local Municipal Purpose Taxes | 2,042,489.09 |
| Human Resources | 112,392.00 | State Aid Revenues | 1,503,926.06 | Veteran & Senior Citizen Taxes | 741,350.00 |
| Elections | 4,075.00 | Federal Aid Revenues | 309,527.00 | Total Taxes for Rate Computation | 30,778,171.04 |
| General Administration (other) | 4,598,253.75 | State and Local Fiscal Assistance Act Utilized | 454,594.51 | Special District Taxes | 174,351.36 |
| JUDICIARY | | Sale of Acquired Property | 29,045.00 | Bank Corp. Taxes | 108,462.61 |
| Municipal Courts | 426,024.17 | Other Miscellaneous Revenues | 6,857,662.38 | Added and Omitted Taxes | 176,370.19 |
| PUBLIC SAFETY | | Total | 56,111,483.30 | Total Taxes Levied ABSTRACT | 30,496,005.20 |
| Fire Protection | 674,155.50 | Prior Years Surplus Appropriated | 5,344,876.31 | Total Taxes Billed | 30,416,786.18 |
| Police Protection | 4,416,711.79 | REVENUES TOTAL | 61,456,359.61 | 1985 TAXES COLLECTED | 27,410,482.28 |
| Civil Defense & Disaster Control | 76,313.57 | Reserve For Uncollected Taxes | 3,711,820.13 | 1985 Taxes Cancelled, Abated or Adjusted | 94,863.83 |
| Environmental Inspection & Control | 326,658.78 | | | Transfer to Tax Title Liens or Foreclosed | 262,194.24 |
| Other Public Safety | | CAPITAL OUTLAY TOTAL | 1,329,159.92 | Balance Outstanding Dec. 31, 1985 | 2,649,244.93 |
| PUBLIC WORKS | | | | PRIOR YEARS TAXES OUTSTANDING | |
| Streets and Drainage | 4,711,691.02 | Public Enterprises | 27,528.96 | Balance January 1, 1985 | 2,755,723.58 |
| Sewers and Sewage Processing | 278,100.00 | Recreation—Culture | 4,196.52 | Collected in 1985 | 2,557,293.09 |
| Garbage and Trash Disposal | 1,532,218.76 | Public Works | 557,163.99 | Cancelled, Abated or Adjusted 1985 | 16,350.75 |
| Public Buildings and Grounds | 884,284.86 | Buildings and Grounds | 739,393.45 | Transfers to Tax Title Liens or Foreclosed | 109,429.82 |
| Other Public Works | 117,000.00 | Library and Education | | Balance December 31, 1985 | 72,649.92 |
| HEALTH and WELFARE | | Conservation | 877.00 | TAX TITLE LIENS OUTSTANDING | |
| Health Services Except Environmental | 139,808.09 | All Other | | Balance January 1, 1985 | 803,665.67 |
| Welfare-Public Assistance | 92,263.40 | | | Transfer From Taxes | 377,208.92 |
| Hospitals, Clinics, First Aid | 24,850.00 | CAPITAL DEBT AUTHORIZED, DECEMBER 31, 1985 | | Redeemed in 1985 | 264,146.39 |
| Animal, Insect, & Rodent Control | 279,935.00 | ISSUED AND UNISSUED | | Cancelled, Abated or Adjusted (1985) | |
| Other Welfare Services | 5,000.00 | School | 11,777,500 | Transfers to Foreclosed Property | |
| RECREATION and CONSERVATION | | Self-liquidating | 1,439,120 | Balance December 31, 1985 | 916,728.20 |
| Beaches and Boardwalks | 18,564.00 | Other | 3,466,164 | PROPERTY ACQUIRED BY DEED OR FORECLOSURE | |
| Parks, Playgrounds, Shade Trees | 184,319.95 | Total | 16,682,785 | Balance January 1, 1985 | 721,743.54 |
| Land Reclamation & Conservation | 64,575.00 | ISSUED AND OUTSTANDING | | Transfers From Taxes or Liens | |
| Other Recreational Services | 882,354.80 | School | 11,777,500.00 | Balance December 31, 1985 | 26,945.00 |
| EDUCATION (excluding schools) | | Self-Liquidating | 1,250,120.28 | Sale for Cash (1985) | 9,155.54 |
| Libraries | 172,600.00 | Other | 3,019,362.08 | Cancelled, Abated or Adjusted (1985) | 685,643.00 |
| Other Educational Services | 1,678,539.00 | Total | 16,046,982.36 | Balance December 31, 1985 | |
| STATUTORY EXPENDITURES | | EQUALIZED VALUATION BASIS | | CURRENT FINANCES DECEMBER 31, 1985 | |
| Pensions & F. I. C. A. | 1,230,173.20 | FOR NET DEBT COMPUTATION | 1,222,584,870 | ASSETS | |
| Employee Fringe Benefits | 744,200.00 | REAL PROPERTY VALUATIONS | | Cash Dec. 31, 1985 | 18,419,413.06 |
| Other Statutory Expenditures | 66,208.00 | Code Class # of Parcels % VAL'N | ASSESSED VALUATION | Taxes Receivable | 2,721,894.85 |
| CETA And Other Public Employment Programs | | 1 Vacant Land | | Tax Title Liens | 916,728.20 |
| MUNICIPAL FUNCTIONS TOTAL | 25,492,497.45 | 2 Residential | | Foreclosed Property | 685,643.00 |
| CAPITAL IMPROVEMENTS *MEMO | 2,371,218.55 | 3 Farm | | Emergencies & Other Deferred Charges | 190,554.90 |
| DEBT SERVICE | | 4a Commercial (SEE PAGE 39) | | State and Federal Aid Receivable | 144,931.46 |
| Principal Payments | 463,552.00 | 4b Industrial | | Other Receivables | 527,365.12 |
| Interest Payments | 323,838.37 | 4c Apartments | | Total | 23,606,530.59 |
| TYPE I SCHOOL DEBT * MEMO | 466,419.25 | Total | | LIABILITIES, RESERVES, AND SURPLUS | |
| DEFERRED CHARGES | 641,245.76 | Land Area 346.56 Sq. Miles | | Cash Liabilities | 6,747,955.08 |
| SCHOOL, COUNTY, SPECIAL DISTRICT TAXES | 28,168,683.31 | Net Valuation Taxable-Municipal | 845,426,192 | Reserves for Receivables | 4,750,197.74 |
| RESERVE FOR UNCOLLECTED TAXES | 3,711,820.13 | Net Valuation Taxable-County | 1,364,391,177 | Surplus Dec. 31, 1985 | 12,108,377.77 |
| EXPENDITURES TOTAL | 58,801,637.02 | State Equalized Valuation | 1,303,971,508 | Total | 23,606,530.59 |
| | | State Equalization Ratio | | | |

1985/3000

*ABOVE DEBT SERVICE INCLUDES TYPE I SCHL DEBT.

1899

Population 1980 **203,129**
 Population 1985 **210,318**
 S & P Rating
 Moody Rating

General Tax Rate Per \$100.

State Equalized Tax Rate

SUMMARY SOMERSET COUNTY MUNICIPALITIES

PER CAPITA:

Gross Debt **707.46**
 Net Debt **470.03**
 Debt Service **49.90**
 Total Tax Levy **997.12**
 Municipal Expenditures **424.98**

PER CENT:

Gross Debt 1.72
 Net Debt 1.14
 Tax Levy Collected **96.95**
 Tax Levy Cancelled, Abated or Adjusted **.34**

| EXPENDITURES | | REVENUES-REALIZED | | 1985 PROPERTY TAX | |
|---|----------------|--|----------------|--|----------------|
| GENERAL GOVERNMENT | | | | STATE EQUALIZED TAX RATE | |
| Governing Body & Public Boards | 125,959.00 | 1985 Property Taxes Collected | 203,230,319.45 | Local District School Taxes | 89,618,408.51 |
| Municipal Clerk | 243,046.00 | 1985 Payments in Lieu of Taxes | 143,761.54 | Regional & Consolidated School Tax | 30,603,131.02 |
| Financial Administration | 1,082,904.33 | Delinquent Tax & Lien Collections | 6,222,817.94 | School Taxes in Municipal Budget | |
| Assessment of Taxes | 650,451.78 | Business Personalty Replacement Taxes | 4,996,776.24 | County Taxes | 45,774,000.00 |
| Collection of Taxes | 632,674.07 | Taxes from Public Utilities | 18,785,946.00 | County Library Taxes | 1,934,000.00 |
| Planning, Housing & Development | 1,852,980.63 | Other Miscellaneous Tax Revenues | | Local Municipal Purpose Taxes | 34,515,248.92 |
| Human Resources | 269,318.66 | State Aid Revenues | 2,904,225.94 | Veteran & Senior Citizen Taxes | 1,648,250.00 |
| Elections | 58,329.24 | Federal Aid Revenues | 299,000.00 | Total Taxes for Rate Computation | 204,093,038.45 |
| General Administration (other) | 10,414,815.50 | State and Local Fiscal Assistance Act Utilized | 1,250,905.10 | Special District Taxes | 1,591,537.33 |
| JUDICIARY | | Sale of Acquired Property | | Bank Corp. Taxes | 478,854.41 |
| Municipal Courts | 950,382.10 | Other Miscellaneous Revenues | 17,891,002.07 | Added and Omitted Taxes | 5,196,298.47 |
| PUBLIC SAFETY | | Total | 255,724,754.28 | Total Taxes Levied - ABSTRACT | 209,711,478.66 |
| Fire Protection | 3,090,453.21 | Prior Years Surplus Appropriated | 12,575,382.93 | Total Taxes Billed | 209,619,222.46 |
| Police Protection | 16,707,686.90 | REVENUES TOTAL | 268,300,137.21 | 1985 TAXES COLLECTED | 203,230,319.45 |
| Civil Defense & Disaster Control | 27,732.00 | Reserve For Uncollected Taxes | 10,444,069.90 | 1985 Taxes Cancelled, Abated or Adjusted | 702,373.56 |
| Environmental Inspection & Control | 1,441,797.95 | | | Transfer to Tax Title Liens or Foreclosed | 181,008.56 |
| Other Public Safety | | CAPITAL OUTLAY TOTAL | 13,763,247.08 | Balance Outstanding Dec. 31, 1985 | 5,505,520.89 |
| PUBLIC WORKS | | | | PRIOR YEARS TAXES OUTSTANDING | |
| Streets and Drainage | 10,191,489.54 | Public Enterprises | 1,456,351.31 | Balance January 1, 1985 | 6,446,593.70 |
| Sewers and Sewage Processing | 1,823,357.31 | Recreation—Culture | 1,546,762.41 | Collected in 1985 | 5,908,533.04 |
| Garbage and Trash Disposal | 1,282,606.79 | Public Works | 7,368,451.35 | Cancelled, Abated or Adjusted 1985 | 120,953.08 |
| Public Buildings and Grounds | 2,395,319.16 | Buildings and Grounds | 3,284,766.76 | Transfers to Tax Title Liens or Foreclosed | 12,088.08 |
| Other Public Works | 611,771.72 | Library and Education | 106,915.25 | Balance December 31, 1985 | 405,019.50 |
| HEALTH and WELFARE | | Conservation | | TAX TITLE LIENS OUTSTANDING | |
| Health Services Except Environmental | 1,202,349.96 | All Other | | Balance January 1, 1985 | 813,887.43 |
| Welfare-Public Assistance | 234,810.26 | CAPITAL DEBT AUTHORIZED, DECEMBER 31, 1985 | | Transfer From Taxes | 195,856.08 |
| Hospitals, Clinics, First Aid | 18,300.00 | ISSUED AND UNISSUED GROSS DEBT | | Redeemed in 1985 | 314,184.90 |
| Animal, Insect, & Rodent Control | 90,815.00 | School | 33,995,768 | Cancelled, Abated or Adjusted (1985) | 2,060.28 |
| Other Welfare Services | 5,100.00 | Self-liquidating | 13,039,675 | Transfers to Foreclosed Property | 49,875.27 |
| RECREATION and CONSERVATION | | Other | 101,756,350 | Balance December 31, 1985 | 643,623.06 |
| Beaches and Boardwalks | | Total | 148,791,793 | PROPERTY ACQUIRED BY DEED OR FORECLOSURE | |
| Parks, Playgrounds, Shade Trees | 1,178,946.00 | ISSUED AND OUTSTANDING | | Balance January 1, 1985 | 2,562,805.89 |
| Land Reclamation & Conservation | 81,579.72 | School | 33,720,768.47 | Transfers From Taxes or Liens | 49,875.27 |
| Other Recreational Services | 813,746.47 | Self-Liquidating | 9,941,350.00 | Sale for Cash (1985) | 343,850.00 |
| EDUCATION (excluding schools) | | Other | 74,826,448.30 | Cancelled, Abated or Adjusted (1985) | |
| Libraries | 1,582,223.17 | Total | 118,488,566.77 | Balance December 31, 1985 | 2,268,831.16 |
| Other Educational Services | 553,600.00 | EQUALIZED VALUATION BASIS | | CURRENT FINANCES DECEMBER 31, 1985 | |
| STATUTORY EXPENDITURES | | FOR NET DEBT COMPUTATION | 8,640,320,519 | ASSETS | |
| Pensions & F. I. C. A. | 4,737,883.44 | REAL PROPERTY VALUATIONS | | Cash Dec. 31, 1985 | 56,458,987.57 |
| Employee Fringe Benefits | 1,743,979.00 | Code Class # of Parcels % VAL'N | | Taxes Receivable | 5,910,540.39 |
| Other Statutory Expenditures | 66,513.00 | 1 Vacant Land | | Tax Title Liens | 643,623.06 |
| CETA And Other Public Employment Programs | | 2 Residential | | Foreclosed Property | 2,268,831.16 |
| MUNICIPAL FUNCTIONS TOTAL | 66,162,921.91 | 3 Farm | | Emergencies & Other Deferred Charges | 835,622.68 |
| CAPITAL IMPROVEMENTS *MEMO | 1,770,096.00 | 4a Commercial | | State and Federal Aid Receivable | 59,524.31 |
| DEBT SERVICE | | 4b Industrial | | Other Receivables | 1,667,225.36 |
| Principal Payments | 5,298,944.53 | 4c Apartments | | Total | 67,844,354.53 |
| Interest Payments | 5,195,044.09 | Total | | LIABILITIES, RESERVES, AND SURPLUS | |
| DEFERRED CHARGES | 2,279,406.82 | Land Area 305.55 Sq. Miles | | Cash Liabilities | 25,062,248.19 |
| SCHOOL, COUNTY, SPECIAL DISTRICT TAXES | 169,521,076.86 | Net Valuation Taxable-Municipal | 6,762,831,747 | Reserves for Receivables | 10,119,842.43 |
| RESERVE FOR UNCOLLECTED TAXES | 10,444,069.90 | Net Valuation Taxable-County | 9,131,007,084 | Surplus Dec. 31, 1985 | 32,662,263.91 |
| EXPENDITURES TOTAL | 258,901,464.11 | State Equalized Valuation | 9,821,028,974 | Total | 67,844,354.53 |
| | | State Equalization Ratio | | | |

1999
 Population 1980 **116,119**
 Population 1985 **119,615**
 S & P Rating
 Moody Rating

General Tax Rate Per \$100.
 State Equalized Tax Rate

SUMMARY SUSSEX COUNTY MUNICIPALITIES

| | | | |
|------------------------|---------------|--|--------------|
| PER CAPITA: | | PER CENT: | |
| Gross Debt | 769.73 | Gross Debt | 2.68 |
| Net Debt | 167.08 | Net Debt | .58 |
| Debt Service | 17.09 | Tax Levy Collected | 94.23 |
| Total Tax Levy | 763.57 | Tax Levy Cancelled, Abated or Adjusted | .14 |
| Municipal Expenditures | 316.59 | | |

| EXPENDITURES | | REVENUES-REALIZED | | 1985 PROPERTY TAX | |
|---|-----------------------|--|-----------------------|--|----------------------|
| GENERAL GOVERNMENT | | | | STATE EQUALIZED TAX RATE | |
| Governing Body & Public Boards | 11,910.75 | 1985 Property Taxes Collected | 85,976,271.19 | Local District School Taxes | 38,873,136.00 |
| Municipal Clerk | 50,136.10 | 1985 Payments in Lieu of Taxes | 245,119.19 | Regional & Consolidated School Tax | 16,317,592.47 |
| Financial Administration | 628,402.85 | Delinquent Tax & Lien Collections | 5,205,572.90 | School Taxes in Municipal Budget | |
| Assessment of Taxes | 847,270.77 | Business Personalty Replacement Taxes | 1,302,404.04 | County Taxes | 19,559,772.50 |
| Collection of Taxes | 730,360.24 | Taxes from Public Utilities | 6,520,329.00 | County Library Taxes | 1,131,496.00 |
| Planning, Housing & Development | 525,604.12 | Other Miscellaneous Tax Revenues | 469,993.20 | Local Municipal Purpose Taxes | 13,930,500.36 |
| Human Resources | 42,697.55 | State Aid Revenues | 1,251,584.98 | Veteran & Senior Citizen Taxes | 990,800.00 |
| Elections | 39,049.73 | Federal Aid Revenues | | Total Taxes for Rate Computation | 90,803,297.33 |
| General Administration (other) | 3,828,091.85 | State and Local Fiscal Assistance Act Utilized | 918,891.98 | Special District Taxes | 79,500.00 |
| JUDICIARY | | Sale of Acquired Property | 108,091.00 | Bank Corp. Taxes | 211,340.93 |
| Municipal Courts | 563,440.54 | Other Miscellaneous Revenues | 5,545,744.50 | Added and Omitted Taxes | 1,230,876.19 |
| PUBLIC SAFETY | | Total | 107,544,001.98 | Total Taxes Levied - ABSTRACT | 91,334,214.45 |
| Fire Protection | 756,667.49 | Prior Years Surplus Appropriated | 6,612,525.14 | Total Taxes Billed | 91,244,581.60 |
| Police Protection | 5,538,777.70 | REVENUES TOTAL | 114,156,527.12 | 1985 TAXES COLLECTED | 85,976,271.19 |
| Civil Defense & Disaster Control | 14,489.23 | Reserve For Uncollected Taxes | 7,286,436.56 | 1985 Taxes Cancelled, Abated or Adjusted | 132,215.63 |
| Environmental Inspection & Control | 644,101.49 | CAPITAL OUTLAY TOTAL | 6,078,254.04 | Transfer to Tax Title Liens or Foreclosed | 345,880.83 |
| Other Public Safety | | Public Enterprises | 1,106,322.93 | Balance Outstanding Dec. 31, 1985 | 4,790,213.95 |
| PUBLIC WORKS | | Recreation—Culture | 211,635.88 | PRIOR YEARS TAXES OUTSTANDING | |
| Streets and Drainage | 5,723,630.05 | Public Works | 3,437,581.59 | Balance January 1, 1985 | 4,992,381.19 |
| Sewers and Sewage Processing | 28,425.00 | Buildings and Grounds | 1,316,797.35 | Collected in 1985 | 4,538,446.85 |
| Garbage and Trash Disposal | 532,952.21 | Library and Education | 5,916.29 | Cancelled, Abated or Adjusted 1985 | 27,366.39 |
| Public Buildings and Grounds | 851,618.31 | Conservation | | Transfers to Tax Title Liens or Foreclosed | 87,476.33 |
| Other Public Works | 981,897.73 | All Other | | Balance December 31, 1985 | 339,091.62 |
| HEALTH and WELFARE | | CAPITAL DEBT AUTHORIZED, DECEMBER 31, 1985 | | TAX TITLE LIENS OUTSTANDING | |
| Health Services Except Environmental | 789,957.87 | ISSUED AND UNISSUED | | Balance January 1, 1985 | 2,290,677.59 |
| Welfare-Public Assistance | 89,783.32 | School | 55,144,027 | Transfer From Taxes | 439,686.73 |
| Hospitals, Clinics, First Aid | 3,800.00 | Self-liquidating | 15,013,942 | Redeemed in 1985 | 668,104.45 |
| Animal, Insect, & Rodent Control | 90,120.50 | Other | 21,913,368 | Cancelled, Abated or Adjusted (1985) | 105.83 |
| Other Welfare Services | 500.00 | Total | 92,071,338 | Transfers to Foreclosed Property | 150,098.77 |
| RECREATION and CONSERVATION | | ISSUED AND OUTSTANDING | | Balance December 31, 1985 | 1,912,055.27 |
| Beaches and Boardwalks | 129,695.53 | School | 48,295,350.94 | PROPERTY ACQUIRED BY DEED OR FORECLOSURE | |
| Parks, Playgrounds, Shade Trees | 22,637.00 | Self-Liquidating | 13,584,196.94 | Balance January 1, 1985 | 4,976,019.00 |
| Land Reclamation & Conservation | 563,993.74 | Other | 17,853,619.63 | Transfers From Taxes or Liens | 154,993.74 |
| Other Recreational Services | | Total | 79,733,167.51 | Sale for Cash (1985) | 189,561.00 |
| EDUCATION (excluding schools) | | EQUALIZED VALUATION BASIS | | Cancelled, Abated or Adjusted (1985) | 792,433.36 |
| Libraries | 232,120.00 | FOR NET DEBT COMPUTATION | 3,439,916.500 | Balance December 31, 1985 | 4,149,018.38 |
| Other Educational Services | 55,473.00 | REAL PROPERTY VALUATIONS | | CURRENT FINANCES DECEMBER 31, 1985 | |
| STATUTORY EXPENDITURES | | Code Class # of Parcels % VAL'N | | ASSETS | |
| Pensions & F. I. C. A. | 1,789,309.81 | 1 Vacant Land | | Cash Dec. 31, 1985 | 16,954,782.36 |
| Employee Fringe Benefits | 978,539.09 | 2 Residential | | Taxes Receivable | 5,129,305.57 |
| Other Statutory Expenditures | 57,185.55 | 3 Farm | | Tax Title Liens | 1,912,055.27 |
| CETA And Other Public Employment Programs | 27,142,639.12 | 4a Commercial | | Foreclosed Property | 4,149,018.38 |
| MUNICIPAL FUNCTIONS | | 4b Industrial | | Emergencies & Other Deferred Charges | 1,055,071.26 |
| CAPITAL IMPROVEMENTS | 1,052,518.60 | 4c Apartments | | State and Federal Aid Receivable | 342,256.50 |
| DEBT SERVICE | | Total | | Other Receivables | 2,523,502.47 |
| Principal Payments | 1,059,068.63 | Land Area 504.11 Sq. Miles | | Total | 32,065,991.81 |
| Interest Payments | 985,428.75 | Net Valuation Taxable-Municipal | 2,932,289,877 | LIABILITIES, RESERVES, AND SURPLUS | |
| DEFERRED CHARGES | 1,395,103.35 | Net Valuation Taxable-County | 3,542,662,782 | Cash Liabilities | 5,578,449.28 |
| SCHOOL, COUNTY, SPECIAL DISTRICT TAXES | 75,961,496.97 | State Equalized Valuation | 3,829,407,392 | Reserves for Receivables | 13,638,881.69 |
| RESERVE FOR UNCOLLECTED TAXES | 7,286,436.56 | State Equalization Ratio | | Surplus Dec. 31, 1985 | 12,848,660.84 |
| EXPENDITURES TOTAL | 113,830,173.38 | | | Total | 32,065,991.81 |

2099
 Population 1980 **504,094**
 Population 1985 **506,714**
 S & P Rating
 Moody Rating

General Tax Rate Per \$100.
 State Equalized Tax Rate

SUMMARY UNION COUNTY MUNICIPALITIES

| | | | |
|------------------------|---------------|--|--------------|
| PER CAPITA: | | PER CENT: | |
| Gross Debt | 491.17 | Gross Debt | 1.64 |
| Net Debt | 267.03 | Net Debt | .89 |
| Debt Service | 48.67 | Tax Levy Collected | 97.60 |
| Total Tax Levy | 768.43 | Tax Levy Cancelled, Abated or Adjusted | .13 |
| Municipal Expenditures | 495.00 | | |

| EXPENDITURES | | REVENUES-REALIZED | | 1985 PROPERTY TAX | |
|---|----------------|--|----------------|---|----------------|
| GENERAL GOVERNMENT | | | | STATE EQUALIZED TAX RATE | |
| Governing Body & Public Boards | 806,601.00 | 1985 Property Taxes Collected | 379,306,429.49 | Local District School Taxes | 165,943,768.20 |
| Municipal Clerk | 738,592.00 | 1985 Payments in Lieu of Taxes | 2,144,163.06 | Regional & Consolidated School Tax | 37,034,575.59 |
| Financial Administration | 2,423,208.06 | Delinquent Tax & Lien Collections | 8,868,803.49 | School Taxes in Municipal Budget | 3,379,931.45 |
| Assessment of Taxes | 2,032,739.92 | Business Personality Replacement Taxes | 14,244,443.73 | County Taxes | 85,135,758.00 |
| Collection of Taxes | 1,252,738.51 | Taxes from Public Utilities | 58,730,812.35 | County Library Taxes | |
| Planning, Housing & Development | 1,201,486.65 | Other Miscellaneous Tax Revenues | 95,738.70 | Local Municipal Purpose Taxes | 94,907,263.00 |
| Human Resources | 7,119,798.66 | State Aid Revenues | 21,133,885.03 | Veteran & Senior Citizen Taxes | 4,746,750.00 |
| Elections | 72,445.00 | Federal Aid Revenues | 18,413.00 | Total Taxes for Rate Computation | 391,148,046.24 |
| General Administration (other) | 19,238,085.66 | State and Local Fiscal Assistance Act Utilized | 4,772,565.54 | Special District Taxes | |
| JUDICIARY | | Sale of Acquired Property | 1,359,610.00 | Bank Corp. Taxes | 1,013,972.26 |
| Municipal Courts | 2,164,265.16 | Other Miscellaneous Revenues | 27,439,572.47 | Added and Omitted Taxes | 1,961,461.24 |
| PUBLIC SAFETY | | Total | 518,114,436.86 | Total Taxes Levied - ABSTRACT | 389,376,729.74 |
| Fire Protection | 32,515,452.86 | Prior Years Surplus Appropriated | 26,171,192.25 | Total Taxes Billed | 388,620,708.53 |
| Police Protection | 44,299,309.66 | REVENUES TOTAL | 544,285,629.11 | 1985 TAXES COLLECTED | 379,306,429.49 |
| Civil Defense & Disaster Control | 182,039.00 | Reserve For Uncollected Taxes | 15,662,834.60 | 1985 Taxes Cancelled, Abated or Adjusted | 495,513.20 |
| Environmental Inspection & Control | 2,378,498.36 | CAPITAL OUTLAY TOTAL | 22,692,166.57 | Transfer to Tax Title Liens or Foreclosed Balance Outstanding Dec. 31, 1985 | 986,298.12 |
| Other Public Safety | 51,225.00 | | | | 7,832,467.22 |
| PUBLIC WORKS | | | | PRIOR YEARS TAXES OUTSTANDING | |
| Streets and Drainage | 17,068,712.24 | Public Enterprises | 867,156.80 | Balance January 1, 1985 | 8,248,786.58 |
| Sewers and Sewage Processing | 7,068,655.89 | Recreation—Culture | 1,312,586.35 | Collected in 1985 | 7,504,447.16 |
| Garbage and Trash Disposal | 10,865,659.63 | Public Works | 8,295,266.08 | Cancelled, Abated or Adjusted 1985 | 332,630.05 |
| Public Buildings and Grounds | 4,546,393.48 | Buildings and Grounds | 8,298,617.83 | Transfers to Tax Title Liens or Foreclosed | 166,331.56 |
| Other Public Works | 4,365,426.35 | Library and Education | 2,745,386.60 | Balance December 31, 1985 | 245,377.81 |
| HEALTH and WELFARE | | Conservation | 1,173,152.91 | TAX TITLE LIENS OUTSTANDING | |
| Health Services Except Environmental | 4,930,171.12 | All Other | | Balance January 1, 1985 | 3,859,531.08 |
| Welfare-Public Assistance | 1,163,625.23 | CAPITAL DEBT AUTHORIZED, DECEMBER 31, 1985 | | Transfer From Taxes | 1,209,516.71 |
| Hospitals, Clinics, First Aid | 5,500.00 | ISSUED AND UNISSUED | | Redeemed in 1985 | 1,364,356.33 |
| Animal, Insect, & Rodent Control | 161,054.00 | School | 92,888,963 | Cancelled, Abated or Adjusted (1985) | 979.80 |
| Other Welfare Services | 779,341.00 | Self-liquidating | 15,018,500 | Transfers to Foreclosed Property | 129,370.27 |
| RECREATION and CONSERVATION | | Other | 140,974,256 | Balance December 31, 1985 | 3,574,341.39 |
| Beaches and Boardwalks | 1,992,823.00 | Total | 248,881,720 | PROPERTY ACQUIRED BY DEED OR FORECLOSURE | |
| Parks, Playgrounds, Shade Trees | 42,250.65 | ISSUED AND OUTSTANDING | | Balance January 1, 1985 | 9,959,194.63 |
| Land Reclamation & Conservation | 4,883,508.48 | School | 65,356,000.00 | Transfers From Taxes or Liens | 129,370.27 |
| Other Recreational Services | | Self-liquidating | 7,699,500.00 | Sale for Cash (1985) | 1,108,136.00 |
| EDUCATION (excluding schools) | | Other | 118,503,098.55 | Cancelled, Abated or Adjusted (1985) | 343,389.00 |
| Libraries | 6,630,148.00 | Total | 191,558,598.55 | Balance December 31, 1985 | 8,637,039.90 |
| Other Educational Services | 30,898.00 | EQUALIZED VALUATION BASIS | | CURRENT FINANCES DECEMBER 31, 1985 | |
| STATUTORY EXPENDITURES | | FOR NET DEBT COMPUTATION | 15,185,907,746 | ASSETS | |
| Pensions & F. I. C. A. | 19,961,590.06 | REAL PROPERTY VALUATIONS | | Cash Dec. 31, 1985 | 92,940,513.27 |
| Employee Fringe Benefits | 8,690,747.96 | Code Class # of Parcels % VAL'N | | Taxes Receivable | 8,077,845.03 |
| Other Statutory Expenditures | 114,700.00 | 1 Vacant Land | | Tax Title Liens | 3,574,341.39 |
| CETA And Other Public Employment Programs | 209,777,690.59 | 2 Residential | | Foreclosed Property | 8,637,039.90 |
| MUNICIPAL FUNCTIONS TOTAL | 1,746,491.00 | 3 Farm | | Emergencies & Other Deferred Charges | 2,110,132.89 |
| CAPITAL IMPROVEMENTS *MEMO | | 4a Commercial | | State and Federal Aid Receivable | 2,045,144.08 |
| DEBT SERVICE | | 4b Industrial | | Other Receivables | 5,272,311.95 |
| Principal Payments | 13,738,461.27 | 4c Apartments | | Total | 122,657,328.51 |
| Interest Payments | 10,922,743.71 | Total | | LIABILITIES, RESERVES, AND SURPLUS | |
| TYPE I SCHOOL DEBT * MEMO | 7,603,415.56 | Land Area 102.93 Sq. Miles | | Cash Liabilities | 70,166,915.57 |
| DEFERRED CHARGES | 721,407.04 | Net Valuation Taxable-Municipal | 11,761,425,410 | Reserves for Receivables | 22,136,322.67 |
| SCHOOL, COUNTY, SPECIAL DISTRICT TAXES | 291,494,033.24 | Net Valuation Taxable-County | 15,688,477,657 | Surplus Dec. 31, 1985 | 30,354,090.27 |
| RESERVE FOR UNCOLLECTED TAXES | 15,662,834.60 | State Equalized Valuation | 16,962,750,513 | Total | 122,657,328.51 |
| EXPENDITURES TOTAL | 542,317,170.45 | State Equalization Ratio | | | |

1985/3000

*ABOVE DEBT SERVICE INCLUDES TYPE I SCHL DEBT.

2199
 Population 1980 **84,429**
 Population 1985 **85,202**
 S & P Rating
 Moody Rating

General Tax Rate Per \$100.

State Equalized Tax Rate

SUMMARY WARREN COUNTY MUNICIPALITIES

| | | | |
|------------------------|---------------|--|--------------|
| PER CAPITA: | | PER CENT: | |
| Gross Debt | 254.67 | Gross Debt | 1.01 |
| Net Debt | 92.85 | Net Debt | .37 |
| Debt Service | 12.72 | Tax Levy Collected | 94.44 |
| Total Tax Levy | 616.32 | Tax Levy Cancelled, Abated or Adjusted | .22 |
| Municipal Expenditures | 347.99 | | |

| EXPENDITURES | | REVENUES-REALIZED | | 1985 PROPERTY TAX | |
|---|----------------------|--|----------------------|--|----------------------|
| GENERAL GOVERNMENT | | | | STATE EQUALIZED TAX RATE | |
| Governing Body & Public Boards | 46,715.00 | 1985 Property Taxes Collected | 49,501,479.93 | Local District School Taxes | 23,676,899.62 |
| Municipal Clerk | 69,660.80 | 1985 Payments in Lieu of Taxes | 137,006.93 | Regional & Consolidated School Tax | 4,770,103.42 |
| Financial Administration | 309,849.34 | Delinquent Tax & Lien Collections | 2,939,676.57 | School Taxes in Municipal Budget | |
| Assessment of Taxes | 469,432.56 | Business Personalty Replacement Taxes | 1,658,828.72 | County Taxes | 15,551,741.02 |
| Collection of Taxes | 333,675.38 | Taxes from Public Utilities | 8,289,209.00 | County Library Taxes | 539,658.00 |
| Planning, Housing & Development | 954,701.49 | Other Miscellaneous Tax Revenues | | Local Municipal Purpose Taxes | 6,962,202.03 |
| Human Resources | 242,324.74 | State Aid Revenues | 1,675,870.37 | Veteran & Senior Citizen Taxes | 980,050.00 |
| Elections | 47,289.86 | Federal Aid Revenues | 462,700.00 | Total Taxes for Rate Computation | 52,480,654.09 |
| General Administration (other) | 3,344,741.85 | State and Local Fiscal Assistance Act Utilized | 563,269.31 | Special District Taxes | |
| JUDICIARY | | Sale of Acquired Property | 23,490.00 | Bank Corp. Taxes | 177,048.51 |
| Municipal Courts | 441,710.25 | Other Miscellaneous Revenues | 5,473,434.90 | Added and Omitted Taxes | 833,658.44 |
| PUBLIC SAFETY | | Total | 70,724,965.73 | Total Taxes Levied - ABSTRACT | 52,511,311.04 |
| Fire Protection | 873,881.49 | Prior Years Surplus Appropriated | 6,029,586.09 | Total Taxes Billed | 52,415,173.24 |
| Police Protection | 4,350,934.33 | REVENUES | 76,754,551.82 | 1985 TAXES COLLECTED | 49,501,479.93 |
| Civil Defense & Disaster Control | 10,825.71 | Reserve For Uncollected Taxes | 4,134,239.44 | 1985 Taxes Cancelled, Abated or Adjusted | 115,367.40 |
| Environmental Inspection & Control | 345,713.86 | CAPITAL OUTLAY | 1,392,807.36 | Transfer to Tax Title Liens or Foreclosed | 163,849.94 |
| Other Public Safety | 124,000.00 | Total | 48,469.90 | Balance Outstanding Dec. 31, 1985 | 2,634,475.61 |
| PUBLIC WORKS | | Public Enterprises | 116,685.83 | PRIOR YEARS TAXES OUTSTANDING | |
| Streets and Drainage | 4,302,682.82 | Recreation—Culture | 676,968.62 | Balance January 1, 1985 | 2,872,960.31 |
| Sewers and Sewage Processing | 734,126.28 | Public Works | 543,311.77 | Collected in 1985 | 2,652,232.46 |
| Garbage and Trash Disposal | 527,054.66 | Buildings and Grounds | 7,371.24 | Cancelled, Abated or Adjusted 1985 | 37,782.51 |
| Public Buildings and Grounds | 548,830.33 | Library and Education | | Transfers to Tax Title Liens or Foreclosed | 49,760.20 |
| Other Public Works | | Conservation | | Balance December 31, 1985 | 133,185.14 |
| HEALTH and WELFARE | | All Other | | TAX TITLE LIENS OUTSTANDING | |
| Health Services Except Environmental | 44,007.10 | CAPITAL DEBT AUTHORIZED, DECEMBER 31, 1985 | | Balance January 1, 1985 | 732,174.24 |
| Welfare-Public Assistance | 60,958.59 | ISSUED AND UNISSUED | | Transfer From Taxes | 222,360.74 |
| Hospitals, Clinics, First Aid | 11,025.00 | GROSS DEBT | 10,648,941 | Redeemed in 1985 | 287,444.11 |
| Animal, Insect, & Rodent Control | 31,573.50 | NET DEBT | 628,636 | Cancelled, Abated or Adjusted (1985) | 1,868.25 |
| Other Welfare Services | | School | 4,056,005 | Transfers to Foreclosed Property | |
| RECREATION and CONSERVATION | | Self-liquidating | 6,993,555 | Balance December 31, 1985 | 665,222.62 |
| Beaches and Boardwalks | 232,564.26 | Other | 21,698,502 | PROPERTY ACQUIRED BY DEED OR | |
| Parks, Playgrounds, Shade Trees | 32,112.47 | Total | 7,911,191 | FORECLOSURE | |
| Land Reclamation & Conservation | 286,318.99 | ISSUED AND OUTSTANDING | | Balance January 1, 1985 | 910,797.17 |
| Other Recreational Services | | School | 10,485,352.32 | Transfers From Taxes or Liens | |
| EDUCATION (excluding schools) | | Self-liquidating | 3,706,784.53 | Sale for Cash (1985) | 194,118.67 |
| Libraries | 487,363.30 | Other | 5,997,623.34 | Cancelled, Abated or Adjusted (1985) | 21,266.00 |
| Other Educational Services | 1,007,273.54 | Total | 20,189,760.19 | Balance December 31, 1985 | 695,412.50 |
| STATUTORY EXPENDITURES | | EQUALIZED VALUATION BASIS | | CURRENT FINANCES DECEMBER 31, 1985 | |
| Pensions & F. I. C. A. | 1,306,030.95 | FOR NET DEBT COMPUTATION | 2,145,734,218 | ASSETS | |
| Employee Fringe Benefits | 569,649.08 | REAL PROPERTY VALUATIONS | | Cash Dec. 31, 1985 | 35,340,938.29 |
| Other Statutory Expenditures | 78,550.00 | Code Class # of Parcels % VAL'N | ASSESSED VALUATION | Taxes Receivable | 2,767,660.75 |
| CETA And Other Public Employment Programs | | 1 Vacant Land | | Tax Title Liens | 665,222.62 |
| MUNICIPAL FUNCTIONS | 22,949,218.58 | 2 Residential | | Foreclosed Property | 695,412.50 |
| CAPITAL IMPROVEMENTS | 1,293,772.89 | 3 Farm | | Emergencies & Other Deferred Charges | 478,861.87 |
| DEBT SERVICE | | 4a Commercial (SEE PAGE 47) | | State and Federal Aid Receivable | 318,031.47 |
| Principal Payments | 761,405.33 | 4b Industrial | | Other Receivables | 636,333.85 |
| Interest Payments | 322,442.89 | 4c Apartments | | Total | 40,902,461.35 |
| DEFERRED CHARGES | 1,482,395.12 | Total | | LIABILITIES, RESERVES, AND SURPLUS | |
| SCHOOL, COUNTY, SPECIAL DISTRICT TAXES | 44,538,402.06 | Land Area 361.55 Sq. Miles | | Cash Liabilities | 20,755,846.19 |
| RESERVE FOR UNCOLLECTED TAXES | 4,134,239.44 | Net Valuation Taxable-Municipal | 1,705,453,458 | Reserves for Receivables | 4,415,789.64 |
| EXPENDITURES | 74,188,103.42 | Net Valuation Taxable-County | 2,268,301,084 | Surplus Dec. 31, 1985 | 15,730,825.52 |
| TOTAL | | State Equalized Valuation | 2,345,458,570 | Total | 40,902,461.35 |
| | | State Equalization Ratio | | | |

1330
Population 1980 17,235
Population 1985 18,754
S & P Rating
Moody Rating AAA

General Tax Rate Per \$100. 3.58
State Equalized Tax Rate 2.77

ABERDEEN TOWNSHIP – MONMOUTH CO.
Form of Government:
Council-Manager Plan E (OMCL 50)
Number of Members on Governing Body – 7

PER CAPITA:
Gross Debt 450.78
Net Debt 270.28
Debt Service 34.06
Total Tax Levy 741.78
Municipal Expenditures 310.11
PER CENT:
Gross Debt 2.03
Net Debt 1.22
Tax Levy Collected 93.63
Tax Levy Cancelled, Abated or Adjusted .11

| EXPENDITURES | | REVENUES-REALIZED | | 1985 PROPERTY TAX | |
|--|---------------|--|--|---|--------------------|
| GENERAL GOVERNMENT | | | | STATE EQUALIZED TAX RATE → | |
| Governing Body & Public Boards | 47,032.00 | 1985 Property Taxes Collected | | Local District School Taxes | |
| Municipal Clerk | | 13,019,361.06 | | Regional & Consolidated School Tax | 1.60 7,347,604.82 |
| Financial Administration | 53,998.00 | 1985 Payments in Lieu of Taxes | | School Taxes in Municipal Budget | |
| Assessment of Taxes | 43,591.00 | Delinquent Tax & Lien Collections | | County Taxes | .51 2,334,931.16 |
| Collection of Taxes | 52,999.00 | Business Personalty Replacement Taxes | | County Library Taxes | |
| Planning, Housing & Development | 43,336.00 | Taxes from Public Utilities | | Local Municipal Purpose Taxes | .66 3,058,717.91 |
| Human Resources | | Other Miscellaneous Tax Revenues | | Veteran & Senior Citizen Taxes | 131,750.00 |
| Elections | 4,478.25 | State Aid Revenues | | Total Taxes for Rate Computation | 2.77 12,873,003.89 |
| General Administration (other) | 647,905.53 | Federal Aid Revenues | | Special District Taxes | 874,578.68 |
| JUDICIARY | | State and Local Fiscal Assistance Act Utilized | | Bank Corp. Taxes | 16,699.14 |
| Municipal Courts | 50,830.00 | Sale of Acquired Property | | Added and Omitted Taxes | 278,900.00 |
| PUBLIC SAFETY | | Other Miscellaneous Revenues | | Total Taxes Levied - ABSTRACT | 13,911,431.71 |
| Fire Protection | | Total | | Total Taxes Billed | 13,905,112.28 |
| Police Protection | 1,224,760.00 | Prior Years Surplus Appropriated | | 1985 TAXES COLLECTED | 13,019,361.06 |
| Civil Defense & Disaster Control | | REVENUES TOTAL | | 1985 Taxes Cancelled, Abated or Adjusted | 15,549.78 |
| Environmental Inspection & Control | 50,725.82 | Reserve For Uncollected Taxes | | Transfer to Tax Title Liens or Foreclosed | 111,181.92 |
| Other Public Safety | | CAPITAL OUTLAY TOTAL | | Balance Outstanding Dec. 31, 1985 | 759,019.52 |
| PUBLIC WORKS | | | | PRIOR YEARS TAXES OUTSTANDING | |
| Streets and Drainage | 1,106,357.51 | Public Enterprises | | Balance January 1, 1985 | 604,502.16 |
| Sewers and Sewage Processing | | Recreation—Culture | | Collected in 1985 | 563,188.42 |
| Garbage and Trash Disposal | | Public Works | | Cancelled, Abated or Adjusted 1985 | 4,077.31 |
| Public Buildings and Grounds | 108,072.00 | Buildings and Grounds | | Transfers to Tax Title Liens or Foreclosed | 21,176.45 |
| Other Public Works | 72,000.00 | Library and Education | | Balance December 31, 1985 | 16,059.98 |
| HEALTH and WELFARE | | Conservation | | TAX TITLE LIENS OUTSTANDING | |
| Health Services Except Environmental | 89,323.00 | All Other | | Balance January 1, 1985 | 475,863.47 |
| Welfare-Public Assistance | 15,000.00 | CAPITAL DEBT AUTHORIZED, DECEMBER 31, 1985 | | Transfer From Taxes | 140,472.51 |
| Hospitals, Clinics, First Aid | | ISSUED AND UNISSUED GROSS DEBT NET DEBT | | Redeemed in 1985 | 215,645.13 |
| Animal, Insect, & Rodent Control | 4,500.00 | School 1,321,555 | | Cancelled, Abated or Adjusted (1985) | |
| Other Welfare Services | | Self-liquidating 2,063,500 | | Transfers to Foreclosed Property | |
| RECREATION and CONSERVATION | | Other 5,068,893 | | Balance December 31, 1985 | 400,690.85 |
| Beaches and Boardwalks | | Total 8,453,948 | | PROPERTY ACQUIRED BY DEED OR FORECLOSURE | |
| Parks, Playgrounds, Shade Trees | 156,758.00 | ISSUED AND OUTSTANDING | | Balance January 1, 1985 | 727,775.00 |
| Land Reclamation & Conservation | 4,935.65 | School 1,321,555.17 | | Transfers From Taxes or Liens | |
| Other Recreational Services | 35,090.00 | Self-Liquidating 2,062,000.00 | | Sale for Cash (1985) | 26,250.00 |
| EDUCATION (excluding schools) | | Other 4,309,000.00 | | Cancelled, Abated or Adjusted (1985) | 1,525.00 |
| Libraries | 204,200.00 | Total 7,692,555.17 | | Balance December 31, 1985 | 700,000.00 |
| Other Educational Services | 15,956.00 | EQUALIZED VALUATION BASIS | | CURRENT FINANCES DECEMBER 31, 1985 | |
| STATUTORY EXPENDITURES | | FOR NET DEBT COMPUTATION | | ASSETS | |
| Pensions & F. I. C. A. | 262,233.40 | REAL PROPERTY VALUATIONS | | Cash Dec. 31, 1985 | 1,981,859.00 |
| Employee Fringe Benefits | | Code Class # of Parcels % VAL'N | | Taxes Receivable | 775,079.50 |
| Other Statutory Expenditures | 5,000.00 | ASSESSED VALUATION | | Tax Title Liens | 400,690.85 |
| CETA And Other Public Employment Programs | | 1 Vacant Land 879 2.83 | | Foreclosed Property | 700,000.00 |
| MUNICIPAL FUNCTIONS TOTAL | 4,299,081.16 | 2 Residential 4730 78.15 | | Emergencies & Other Deferred Charges | 28,712.99 |
| CAPITAL IMPROVEMENTS *MEMO* | 78,424.09 | 3 Farm 15 .04 | | State and Federal Aid Receivable | |
| DEBT SERVICE | | 4a Commercial 142 10.08 | | Other Receivables | 10,952.46 |
| Principal Payments | 300,000.00 | 4b Industrial 6 4.83 | | Total | 3,897,294.80 |
| Interest Payments | 338,838.00 | 4c Apartments 10 4.06 | | LIABILITIES, RESERVES, AND SURPLUS | |
| | | Total 5782 | | Cash Liabilities | 565,016.48 |
| DEFERRED CHARGES | 10,000.00 | Land Area 5.45 Sq. Miles | | Reserves for Receivables | 1,886,722.81 |
| SCHOOL, COUNTY, SPECIAL DISTRICT TAXES | 10,557,114.66 | Net Valuation Taxable-Municipal | | Surplus Dec. 31, 1985 | 1,445,555.51 |
| RESERVE FOR UNCOLLECTED TAXES | 867,973.53 | Net Valuation Taxable-County | | Total | 3,897,294.80 |
| EXPENDITURES TOTAL | 16,373,007.35 | State Equalized Valuation | | | |
| | | State Equalization Ratio | | | |

0101
 Population 1980 **6,859**
 Population 1985 **7,282**
 S & P Rating
 Moody Rating **BAA1**

General Tax Rate Per \$100. **2.23**
 State Equalized Tax Rate **2.23**

ABSECON CITY - ATLANTIC COUNTY
Form of Government:
City Charter Act, (P.L. 1899, c. 52)
Number of Members on Governing Body - 7

PER CAPITA:
 Gross Debt **398.22**
 Net Debt **81.27**
 Debt Service **9.97**
 Total Tax Levy **671.47**
 Municipal Expenditures **394.77**
PER CENT:
 Gross Debt **1.39**
 Net Debt **.28**
 Tax Levy Collected **94.35**
 Tax Levy Cancelled, Abated or Adjusted **.18**

| EXPENDITURES | | REVENUES-REALIZED | | 1985 PROPERTY TAX | |
|--|--------------|---|--|---|-------|
| GENERAL GOVERNMENT | | | | STATE EQUALIZED TAX RATE → | |
| Governing Body & Public Boards | 1,450.00 | 1985 Property Taxes Collected | | Local District School Taxes | 1.04 |
| Municipal Clerk | | 4,594,452.41 | | Regional & Consolidated School Tax | |
| Financial Administration | 12,695.00 | 1985 Payments in Lieu of Taxes | | School Taxes in Municipal Budget | .03 |
| Assessment of Taxes | 34,571.25 | 221,678.30 | | County Taxes | .48 * |
| Collection of Taxes | 40,527.98 | Delinquent Tax & Lien Collections | | County Library Taxes | .03 |
| Planning, Housing & Development | 42,268.32 | 31,078.96 | | Local Municipal Purpose Taxes | .65 |
| Human Resources | | Business Personalty Replacement Taxes | | Veteran & Senior Citizen Taxes | |
| Elections | 3,300.00 | 516,574.00 | | Total Taxes for Rate Computation | 2.23 |
| General Administration (other) | 284,023.56 | Other Miscellaneous Tax Revenues | | Special District Taxes | |
| JUDICIARY | | State Aid Revenues | | Bank Corp. Taxes | |
| Municipal Courts | 43,884.16 | Federal Aid Revenues | | Added and Omitted Taxes | |
| PUBLIC SAFETY | | 27,886.00 | | Total Taxes Levied - ABSTRACT | |
| Fire Protection | 60,229.47 | State and Local Fiscal Assistance Act Utilized | | Total Taxes Billed | |
| Police Protection | 842,033.72 | 329,900.00 | | 1985 TAXES COLLECTED | |
| Civil Defense & Disaster Control | | Sale of Acquired Property | | 1985 Taxes Cancelled, Abated or Adjusted | |
| Environmental Inspection & Control | 41,676.40 | 491,814.82 | | Transfer to Tax Title Liens or Foreclosed | |
| Other Public Safety | | Other Miscellaneous Revenues | | Balance Outstanding Dec. 31, 1985 | |
| PUBLIC WORKS | | Total | | | |
| Streets and Drainage | 317,818.38 | 6,345,313.22 | | PRIOR YEARS TAXES OUTSTANDING | |
| Sewers and Sewage Processing | | 350,000.00 | | Balance January 1, 1985 | |
| Garbage and Trash Disposal | 330,329.92 | 6,695,313.22 | | Collected in 1985 | |
| Public Buildings and Grounds | 29,750.00 | 284,131.00 | | Cancelled, Abated or Adjusted 1985 | |
| Other Public Works | 36,000.00 | 120,118.00 | | Transfers to Tax Title Liens or Foreclosed | |
| HEALTH and WELFARE | | CAPITAL OUTLAY | | Balance December 31, 1985 | |
| Health Services Except Environmental | | Public Enterprises | | TAX TITLE LIENS OUTSTANDING | |
| Welfare-Public Assistance | 500.00 | 13,636.50 | | Balance January 1, 1985 | |
| Hospitals, Clinics, First Aid | | 30,000.00 | | Transfer From Taxes | |
| Animal, Insect, & Rodent Control | 14,875.00 | 75,212.50 | | Redeemed in 1985 | |
| Other Welfare Services | | 1,269.00 | | Cancelled, Abated or Adjusted (1985) | |
| RECREATION and CONSERVATION | | CAPITAL DEBT AUTHORIZED, DECEMBER 31, 1985 | | Transfers to Foreclosed Property | |
| Beaches and Boardwalks | | ISSUED AND UNISSUED | | Balance December 31, 1985 | |
| Parks, Playgrounds, Shade Trees | 34,850.00 | GROSS DEBT | | PROPERTY ACQUIRED BY DEED OR FORECLOSURE | |
| Land Reclamation & Conservation | | School | | Balance January 1, 1985 | |
| Other Recreational Services | | Self-liquidating | | Transfers From Taxes or Liens | |
| EDUCATION (excluding schools) | | Other | | Sale for Cash (1985) | |
| Libraries | 21,127.00 | Total | | Cancelled, Abated or Adjusted (1985) | |
| Other Educational Services | | 2,899,840 | | Balance December 31, 1985 | |
| STATUTORY EXPENDITURES | | ISSUED AND OUTSTANDING | | CURRENT FINANCES DECEMBER 31, 1985 | |
| Pensions & F. I. C. A. | 226,091.62 | School | | ASSETS | |
| Employee Fringe Benefits | 91,850.00 | Self-Liquidating | | Cash Dec. 31, 1985 | |
| Other Statutory Expenditures | 8,149.78 | Other | | Taxes Receivable | |
| CETA And Other Public Employment Programs | | Total | | Tax Title Liens | |
| MUNICIPAL FUNCTIONS | | EQUALIZED VALUATION BASIS | | Foreclosed Property | |
| CAPITAL IMPROVEMENTS | | FOR NET DEBT COMPUTATION | | Emergencies & Other Deferred Charges | |
| DEBT SERVICE | | REAL PROPERTY VALUATIONS | | State and Federal Aid Receivable | |
| Principal Payments | 45,000.00 | Code Class # of Parcels % VAL'N | | Other Receivables | |
| Interest Payments | 27,606.00 | 1 Vacant Land 609 6.26 | | Total | |
| TYPE I SCHL DEBT *MEMO | 72,606.00 | 2 Residential 2206 76.88 | | LIABILITIES, RESERVES, AND SURPLUS | |
| DEFERRED CHARGES | | 3 Farm 7 .22 | | Cash Liabilities | |
| SCHOOL, COUNTY, SPECIAL DISTRICT TAXES | 3,383,170.60 | 4a Commercial 178 15.22 | | Reserves for Receivables | |
| RESERVE FOR UNCOLLECTED TAXES | 284,131.00 | 4b Industrial | | Surplus Dec. 31, 1985 | |
| EXPENDITURES | | 4c Apartments 1 1.41 | | Total | |
| | | Total 3001 | | | |
| | | Land Area 5.70 Sq. Miles | | | |
| | | Net Valuation Taxable-Municipal | | | |
| | | Net Valuation Taxable-County | | | |
| | | State Equalized Valuation | | | |
| | | State Equalization Ratio | | | |

1985/3000

* ABOVE DEBT SERVICE INCLUDES TYPE I SCHOOL DEBT

*Includes County Health Service Taxes or County Vocational School Taxes. See Table 13.

1001
Population 1980 2,798
Population 1985 3,047
S & P Rating
Moody Rating

General Tax Rate Per \$100.

2.29
State Equalized Tax Rate
2.18

ALEXANDRIA TWP. - HUNTERDON CO.

Form of Government:

Township Committee

Number of Members on Governing Body - 3

PER CAPITA:

Gross Debt 225.91
Net Debt
Debt Service
Total Tax Levy 843.43
Municipal Expenditures 289.27

PER CENT:

Gross Debt .67
Net Debt
Tax Levy Collected 89.49
Tax Levy Cancelled, Abated or Adjusted .51

| EXPENDITURES | | REVENUES-REALIZED | | 1985 PROPERTY TAX | |
|---|--------------|--|----------------|--|--------------|
| GENERAL GOVERNMENT | | | | STATE EQUALIZED TAX RATE | |
| Governing Body & Public Boards | | 1985 Property Taxes Collected | 2,303,596.16 | Local District School Taxes .94 | 1,044,244.83 |
| Municipal Clerk | | 1985 Payments in Lieu of Taxes | | Regional & Consolidated School Tax .69 | 770,229.70 |
| Financial Administration | 12,785.00 | Delinquent Tax & Lien Collections | 242,778.34 | School Taxes in Municipal Budget | |
| Assessment of Taxes | 12,108.00 | Business Personalty Replacement Taxes | 45,779.40 | County Taxes .47 | 519,182.72 |
| Collection of Taxes | 11,860.00 | Taxes from Public Utilities | 192,044.00 | County Library Taxes .03 | 32,228.51 |
| Planning, Housing & Development | 12,810.00 | Other Miscellaneous Tax Revenues | | Local Municipal Purpose Taxes .05 | 50,000.00 |
| Human Resources | 2,000.00 | State Aid Revenues | 15,741.21 | Veteran & Senior Citizen Taxes | 21,400.00 |
| Elections | 740.00 | Federal Aid Revenues | | Total Taxes for Rate Computation 2.18 | 2,437,285.76 |
| General Administration (other) | 49,404.13 | State and Local Fiscal Assistance Act Utilized | 18,946.49 | Special District Taxes | |
| JUDICIARY | | Sale of Acquired Property | | Bank Corp. Taxes | |
| Municipal Courts | 10,125.00 | Other Miscellaneous Revenues | 222,833.70 | Added and Omitted Taxes | 154,030.46 |
| PUBLIC SAFETY | | Total | 3,041,719.30 | Total Taxes Levied - ABSTRACT | 2,569,916.22 |
| Fire Protection | 42,480.00 | Prior Years Surplus Appropriated | 325,000.00 | Total Taxes Billed | 2,574,135.62 |
| Police Protection | 57,000.00 | REVENUES TOTAL | 3,366,719.30 | 1985 TAXES COLLECTED | 2,303,596.16 |
| Civil Defense & Disaster Control | | Reserve For Uncollected Taxes | 318,500.00 | 1985 Taxes Cancelled, Abated or Adjusted | 13,036.62 |
| Environmental Inspection & Control | 32,100.00 | CAPITAL OUTLAY TOTAL | 23,900.00 | Transfer to Tax Title Liens or Foreclosed | 6,485.21 |
| Other Public Safety | | | | Balance Outstanding Dec. 31, 1985 | 251,017.63 |
| PUBLIC WORKS | | | | PRIOR YEARS TAXES OUTSTANDING | |
| Streets and Drainage | 262,734.49 | Public Enterprises | | Balance January 1, 1985 | 250,392.47 |
| Sewers and Sewage Processing | | Recreation—Culture | | Collected in 1985 | 240,609.58 |
| Garbage and Trash Disposal | | Public Works | 23,900.00 | Cancelled, Abated or Adjusted 1985 | 276.96 |
| Public Buildings and Grounds | | Buildings and Grounds | | Transfers to Tax Title Liens or Foreclosed | 2,474.01 |
| Other Public Works | | Library and Education | | Balance December 31, 1985 | 7,031.92 |
| HEALTH and WELFARE | | Conservation | | TAX TITLE LIENS OUTSTANDING | |
| Health Services Except Environmental | 14,854.00 | All Other | | Balance January 1, 1985 | 13,463.52 |
| Welfare-Public Assistance | 1,575.00 | CAPITAL DEBT AUTHORIZED, DECEMBER 31, 1985 | | Transfer From Taxes | 9,390.61 |
| Hospitals, Clinics, First Aid | | ISSUED AND UNISSUED | | Redeemed in 1985 | 2,168.76 |
| Animal, Insect, & Rodent Control | 2,550.00 | School | 688,354 | Cancelled, Abated or Adjusted (1985) | |
| Other Welfare Services | | Self-Liquidating | | Transfers to Foreclosed Property | |
| RECREATION and CONSERVATION | | Other | | Balance December 31, 1985 | 20,685.37 |
| Beaches and Boardwalks | | Total | 688,354 | PROPERTY ACQUIRED BY DEED OR FORECLOSURE | |
| Parks, Playgrounds, Shade Trees | 250.00 | ISSUED AND OUTSTANDING | | Balance January 1, 1985 | 21,200.00 |
| Land Reclamation & Conservation | 3,100.00 | School | 587,237.92 | Transfers From Taxes or Liens | |
| Other Recreational Services | | Self-Liquidating | | Sale for Cash (1985) | |
| EDUCATION (excluding schools) | | Other | | Cancelled, Abated or Adjusted (1985) | |
| Libraries | | Total | 587,237.92 | Balance December 31, 1985 | 21,200.00 |
| Other Educational Services | 2,000.00 | EQUALIZED VALUATION BASIS | | CURRENT FINANCES DECEMBER 31, 1985 | |
| STATUTORY EXPENDITURES | | FOR NET DEBT COMPUTATION | 103,224,984 | ASSETS | |
| Pensions & F. I. C. A. | 21,000.00 | REAL PROPERTY VALUATIONS | | Cash Dec. 31, 1985 | 1,280,490.74 |
| Employee Fringe Benefits | | Code Class # of Parcels % VAL'N | | Taxes Receivable | 258,049.55 |
| Other Statutory Expenditures | 2,500.00 | 1 Vacant Land 265 6.23 | 6,545,577.00 | Tax Title Liens | 20,685.37 |
| CETA And Other Public Employment Programs | | 2 Residential 794 66.96 | 70,327,369.00 | Foreclosed Property | 21,200.00 |
| MUNICIPAL FUNCTIONS | | 3 Farm 540 23.12 | 24,278,870.00 | Emergencies & Other Deferred Charges | 354.13 |
| CAPITAL IMPROVEMENTS | 5,000.00 | 4a Commercial 22 3.07 | 3,220,300.00 | State and Federal Aid Receivable | 208.07 |
| DEBT SERVICE | | 4b Industrial 6 .54 | 569,100.00 | Other Receivables | 88,287.66 |
| Principal Payments | | 4c Apartments 1 .09 | 93,100.00 | Total | 1,669,275.52 |
| Interest Payments | | Total 1628 | 105,034,316.00 | LIABILITIES, RESERVES, AND SURPLUS | |
| DEFERRED CHARGES | 8,917.65 | Land Area 28.20 Sq. Miles | | Cash Liabilities | 712,160.32 |
| SCHOOL, COUNTY, SPECIAL DISTRICT TAXES | 2,365,885.76 | Net Valuation Taxable-Municipal | 105,681,424 | Reserves for Receivables | 388,222.58 |
| RESERVE FOR UNCOLLECTED TAXES | 318,500.00 | Net Valuation Taxable-County | 110,910,314 | Surplus Dec. 31, 1985 | 568,892.62 |
| EXPENDITURES | | State Equalized Valuation | 110,965,684 | Total | 1,669,275.52 |
| TOTAL | 3,247,279.03 | State Equalization Ratio | 95.21 | | |

2101
 Population 1980 **2,560**
 Population 1985 **2,849**
 S & P Rating
 Moody Rating

General Tax Rate Per \$100. **3.15**
 State Equalized Tax Rate **1.75**

ALLAMUCHY TOWNSHIP – WARREN CO.
Form of Government:
Small Municipality Plan C (OMCL 50)
Number of Members on Governing Body – 5

PER CAPITA:
 Gross Debt **84.24**
 Net Debt
 Debt Service
 Total Tax Levy **835.07**
 Municipal Expenditures **262.26**

PER CENT:
 Gross Debt **.20**
 Net Debt
 Tax Levy Collected **96.57**
 Tax Levy Cancelled, Abated or Adjusted **.80**

| EXPENDITURES | | REVENUES-REALIZED | | 1985 PROPERTY TAX | |
|---|---------------------|--|--|--|--|
| GENERAL GOVERNMENT | | | | STATE EQUALIZED TAX RATE 1.06 | |
| Governing Body & Public Boards | | | | Local District School Taxes 1.06 | |
| Municipal Clerk | | | | Regional & Consolidated School Tax | |
| Financial Administration | 13,075.00 | 1985 Property Taxes Collected | | School Taxes in Municipal Budget | |
| Assessment of Taxes | 26,450.00 | 1985 Payments in Lieu of Taxes | | County Taxes .64 | |
| Collection of Taxes | 14,826.75 | Delinquent Tax & Lien Collections | | County Library Taxes .03 | |
| Planning, Housing & Development | 26,010.00 | Business Personalty Replacement Taxes | | Local Municipal Purpose Taxes .02 | |
| Human Resources | | Taxes from Public Utilities | | Veteran & Senior Citizen Taxes | |
| Elections | | Other Miscellaneous Tax Revenues | | Total Taxes for Rate Computation 1.75 | |
| General Administration (other) | 109,566.36 | State Aid Revenues | | Special District Taxes | |
| JUDICIARY | | Federal Aid Revenues | | Bank Corp. Taxes | |
| Municipal Courts | 30,001.20 | State and Local Fiscal Assistance Act Utilized | | Added and Omitted Taxes | |
| PUBLIC SAFETY | | Sale of Acquired Property | | Total Taxes Levied - ABSTRACT | |
| Fire Protection | 226,300.00 | Other Miscellaneous Revenues | | Total Taxes Billed | |
| Police Protection | 5,500.00 | Total | | 1985 TAXES COLLECTED | |
| Civil Defense & Disaster Control | 700.00 | Prior Years Surplus Appropriated | | 1985 Taxes Cancelled, Abated or Adjusted | |
| Environmental Inspection & Control | 34,223.64 | REVENUES TOTAL | | Transfer to Tax Title Liens or Foreclosed | |
| Other Public Safety | | Reserve For Uncollected Taxes | | Balance Outstanding Dec. 31, 1985 | |
| PUBLIC WORKS | | CAPITAL OUTLAY TOTAL | | PRIOR YEARS TAXES OUTSTANDING | |
| Streets and Drainage | 103,917.05 | Public Enterprises | | Balance January 1, 1985 | |
| Sewers and Sewage Processing | | Recreation—Culture | | Collected in 1985 | |
| Garbage and Trash Disposal | 6,452.25 | Public Works | | Cancelled, Abated or Adjusted 1985 | |
| Public Buildings and Grounds | 17,607.75 | Buildings and Grounds | | Transfers to Tax Title Liens or Foreclosed | |
| Other Public Works | | Library and Education | | Balance December 31, 1985 | |
| HEALTH and WELFARE | | Conservation | | TAX TITLE LIENS OUTSTANDING | |
| Health Services Except Environmental | 1,270.00 | All Other | | Balance January 1, 1985 | |
| Welfare-Public Assistance | 3,990.00 | CAPITAL DEBT AUTHORIZED, DECEMBER 31, 1985 | | Transfer From Taxes | |
| Hospitals, Clinics, First Aid | 1,000.00 | ISSUED AND UNISSUED GROSS DEBT NET DEBT | | Redeemed in 1985 | |
| Animal, Insect, & Rodent Control | 3,315.00 | School 240,000 | | Cancelled, Abated or Adjusted (1985) | |
| Other Welfare Services | | Self-liquidating | | Transfers to Foreclosed Property | |
| RECREATION and CONSERVATION | | Other | | Balance December 31, 1985 | |
| Beaches and Boardwalks | | Total 240,000 | | PROPERTY ACQUIRED BY DEED OR | |
| Parks, Playgrounds, Shade Trees | | ISSUED AND OUTSTANDING | | FORECLOSURE | |
| Land Reclamation & Conservation | | School | | Balance January 1, 1985 | |
| Other Recreational Services | 22,000.00 | Self-Liquidating | | Transfers From Taxes or Liens | |
| EDUCATION (excluding schools) | | Other | | Sale for Cash (1985) | |
| Libraries | | Total 240,000.00 | | Cancelled, Abated or Adjusted (1985) | |
| Other Educational Services | | EQUALIZED VALUATION BASIS | | Balance December 31, 1985 | |
| STATUTORY EXPENDITURES | | FOR NET DEBT COMPUTATION | | CURRENT FINANCES DECEMBER 31, 1985 | |
| Pensions & F. I. C. A. | 22,000.00 | REAL PROPERTY VALUATIONS | | ASSETS | |
| Employee Fringe Benefits | 7,000.00 | Code Class # of Parcels % VAL'N | | Cash Dec. 31, 1985 | |
| Other Statutory Expenditures | 2,000.00 | ASSESSED VALUATION | | Taxes Receivable | |
| CETA And Other Public Employment Programs | | 1 Vacant Land 309 6.28 | | Tax Title Liens | |
| MUNICIPAL FUNCTIONS TOTAL | 677,205.00 | 2 Residential 922 79.00 | | Foreclosed Property | |
| CAPITAL IMPROVEMENTS *MEMO* | 20,279.00 | 3 Farm 183 4.99 | | Emergencies & Other Deferred Charges | |
| DEBT SERVICE | | 4a Commercial 23 5.25 | | State and Federal Aid Receivable | |
| Principal Payments | | 4b Industrial 1 .23 | | Other Receivables | |
| Interest Payments | | 4c Apartments 1 4.24 | | Total | |
| DEFERRED CHARGES | | Total 1439 | | LIABILITIES, RESERVES, AND SURPLUS | |
| SCHOOL, COUNTY, SPECIAL DISTRICT TAXES | 2,277,808.92 | Land Area 20.30 Sq. Miles | | Cash Liabilities | |
| RESERVE FOR UNCOLLECTED TAXES | 69,983.90 | Net Valuation Taxable-Municipal | | Reserves for Receivables | |
| EXPENDITURES TOTAL | 3,024,997.82 | Net Valuation Taxable-County | | Surplus Dec. 31, 1985 | |
| | | State Equalized Valuation | | Total | |
| | | State Equalization Ratio | | | |

0201

Population 1980
Population 1985
S & P Rating
Moody Rating

5,901
6,076
A
A

General Tax Rate Per \$100.

4.00

State Equalized Tax Rate

2.18

ALLENDALE BOROUGH - BERGEN CO.

Form of Government:

Borough Council

Number of Members on Governing Body - 6

PER CAPITA:

Gross Debt 693.87
Net Debt 562.05
Debt Service 80.59
Total Tax Levy 1,311.07
Municipal Expenditures 635.82

PER CENT:

Gross Debt 1.34
Net Debt 1.08
Tax Levy Collected 97.72
Tax Levy Cancelled, Abated or Adjusted .09

| EXPENDITURES | | REVENUES-REALIZED | | 1985 PROPERTY TAX | |
|---|---------------|--|----------------|--|--------------|
| GENERAL GOVERNMENT | | | | STATE EQUALIZED TAX RATE → .81 | |
| Governing Body & Public Boards | | 1985 Property Taxes Collected | 7,793,024.47 | Local District School Taxes | 2,946,797.18 |
| Municipal Clerk | | 1985 Payments in Lieu of Taxes | | Regional & Consolidated School Tax | 1,927,948.58 |
| Financial Administration | 9,600.00 | Delinquent Tax & Lien Collections | 157,450.82 | School Taxes in Municipal Budget | |
| Assessment of Taxes | 31,400.00 | Business Personalty Replacement Taxes | 46,442.04 | County Taxes | 1,292,727.80 |
| Collection of Taxes | 41,325.00 | Taxes from Public Utilities | 1,083,489.00 | County Library Taxes | |
| Planning, Housing & Development | 10,850.00 | Other Miscellaneous Tax Revenues | | Local Municipal Purpose Taxes | 1,719,744.11 |
| Human Resources | 4,800.00 | State Aid Revenues | 54,298.32 | Veteran & Senior Citizen Taxes | 31,850.00 |
| Elections | | Federal Aid Revenues | | Total Taxes for Rate Computation | 7,919,067.67 |
| General Administration (other) | 344,265.54 | State and Local Fiscal Assistance Act Utilized | 32,627.94 | Special District Taxes | |
| JUDICIARY | | Sale of Acquired Property | | Bank Corp. Taxes | 6,822.34 |
| Municipal Courts | 13,100.00 | Other Miscellaneous Revenues | 534,173.87 | Added and Omitted Taxes | 72,027.68 |
| PUBLIC SAFETY | | Total | 9,701,506.46 | Total Taxes Levied - ABSTRACT | 7,966,067.69 |
| Fire Protection | 56,678.08 | Prior Years Surplus Appropriated | 350,000.00 | Total Taxes Billed | 7,975,080.84 |
| Police Protection | 708,650.00 | REVENUES TOTAL | 10,051,506.46 | 1985 TAXES COLLECTED | 7,793,024.47 |
| Civil Defense & Disaster Control | 500.00 | Reserve For Uncollected Taxes | 325,837.01 | 1985 Taxes Cancelled, Abated or Adjusted | 7,445.00 |
| Environmental Inspection & Control | 28,703.12 | CAPITAL OUTLAY TOTAL | 19,297.62 | Transfer to Tax Title Liens or Foreclosed | 124.00 |
| Other Public Safety | | | | Balance Outstanding Dec. 31, 1985 | 179,487.37 |
| PUBLIC WORKS | | | | PRIOR YEARS TAXES OUTSTANDING | |
| Streets and Drainage | 191,750.00 | Public Enterprises | | Balance January 1, 1985 | 157,450.82 |
| Sewers and Sewage Processing | 614,343.00 | Recreation—Culture | 16,590.00 | Collected in 1985 | 157,450.82 |
| Garbage and Trash Disposal | 262,000.00 | Public Works | 808.43 | Cancelled, Abated or Adjusted 1985 | |
| Public Buildings and Grounds | 91,352.00 | Buildings and Grounds | 1,899.19 | Transfers to Tax Title Liens or Foreclosed | |
| Other Public Works | 38,000.00 | Library and Education | | Balance December 31, 1985 | |
| HEALTH and WELFARE | | Conservation | | TAX TITLE LIENS OUTSTANDING | |
| Health Services Except Environmental | 23,418.00 | All Other | | Balance January 1, 1985 | 2,241.04 |
| Welfare-Public Assistance | 4,000.00 | CAPITAL DEBT AUTHORIZED, DECEMBER 31, 1985 | | Transfer From Taxes | 124.00 |
| Hospitals, Clinics, First Aid | | ISSUED AND UNISSUED GROSS DEBT | | Redeemed in 1985 | |
| Animal, Insect, & Rodent Control | | School 740,953 | | Cancelled, Abated or Adjusted (1985) | |
| Other Welfare Services | | Self-liquidating 60,000 | | Transfers to Foreclosed Property | |
| RECREATION and CONSERVATION | | Other 3,415,000 | 3,415,000 | Balance December 31, 1985 | 2,365.04 |
| Beaches and Boardwalks | | Total 4,215,953 | 3,415,000 | PROPERTY ACQUIRED BY DEED OR | |
| Parks, Playgrounds, Shade Trees | 61,475.00 | | | FORECLOSURE | |
| Land Reclamation & Conservation | | ISSUED AND OUTSTANDING | | Balance January 1, 1985 | 4,900.00 |
| Other Recreational Services | 92,172.00 | School | | Transfers From Taxes or Liens | |
| EDUCATION (excluding schools) | | Self-Liquidating | 252,500.00 | Sale for Cash (1985) | |
| Libraries | 130,999.94 | Other | 552,400.00 | Cancelled, Abated or Adjusted (1985) | |
| Other Educational Services | | Total | 804,900.00 | Balance December 31, 1985 | 4,900.00 |
| STATUTORY EXPENDITURES | | EQUALIZED VALUATION BASIS | | CURRENT FINANCES DECEMBER 31, 1985 | |
| Pensions & F. I. C. A. | 192,340.00 | FOR NET DEBT COMPUTATION | 315,642,964 | ASSETS | |
| Employee Fringe Benefits | 66,600.00 | REAL PROPERTY VALUATIONS | | Cash Dec. 31, 1985 | 724,700.87 |
| Other Statutory Expenditures | | Code Class # of Parcels % VAL'N | | Taxes Receivable | 179,487.37 |
| CETA And Other Public Employment Programs | | 1 Vacant Land 98 2.11 | 4,142,400.00 | Tax Title Liens | 2,365.04 |
| MUNICIPAL FUNCTIONS TOTAL | 3,018,321.68 | 2 Residential 1761 82.77 | 162,801,300.00 | Foreclosed Property | 4,900.00 |
| CAPITAL IMPROVEMENTS *MEMO* | 25,000.00 | 3 Farm 8 .28 | 570,200.00 | Emergencies & Other Deferred Charges | 64,000.00 |
| DEBT SERVICE | | 4a Commercial 48 11.03 | 21,687,000.00 | State and Federal Aid Receivable | |
| Principal Payments | 275,000.00 | 4b Industrial 8 3.81 | 7,490,900.00 | Other Receivables | 705.96 |
| Interest Payments | 214,674.30 | 4c Apartments | | Total | 976,159.24 |
| DEFERRED CHARGES | 29,395.56 | Total 1923 | 196,691,800.00 | LIABILITIES, RESERVES, AND SURPLUS | |
| SCHOOL, COUNTY, SPECIAL DISTRICT TAXES | 6,167,473.56 | Land Area 2.80 Sq. Miles | | Cash Liabilities | 274,930.57 |
| RESERVE FOR UNCOLLECTED TAXES | 325,837.01 | Net Valuation Taxable-Municipal | 197,576,329 | Reserves for Receivables | 187,458.37 |
| EXPENDITURES TOTAL | 10,030,702.11 | Net Valuation Taxable-County | 320,067,782 | Surplus Dec. 31, 1985 | 513,770.30 |
| | | State Equalized Valuation | 361,733,084 | Total | 976,159.24 |
| | | State Equalization Ratio | 54.51 | | |

1301

Population 1980 **912**
 Population 1985 **901**
 S & P Rating
 Moody Rating

General Tax Rate Per \$100. **1.49**
 State Equalized Tax Rate **1.08**

ALLENHURST BOROUGH – MONMOUTH CO.
Form of Government:
Commission (1911)
Number of Members on Governing Body – 3

PER CAPITA:
 Gross Debt **1,076.14**
 Net Debt **1,076.14**
 Debt Service **90.22**
 Total Tax Levy **720.95**
 Municipal Expenditures **1,357.90**

PER CENT:
 Gross Debt **1.98**
 Net Debt **1.98**
 Tax Levy Collected **93.99**
 Tax Levy Cancelled, Abated or Adjusted

| EXPENDITURES | | REVENUES-REALIZED | | 1985 PROPERTY TAX | |
|---|---------------------|---|----------------------|---|-------------------|
| GENERAL GOVERNMENT | | | | STATE EQUALIZED TAX RATE 1.10 | |
| Governing Body & Public Boards | | 1985 Property Taxes Collected | 580,634.79 | Local District School Taxes | 59,867.00 |
| Municipal Clerk | 11,334.76 | 1985 Payments in Lieu of Taxes | | Regional & Consolidated School Tax | |
| Financial Administration | 1,323.10 | Delinquent Tax & Lien Collections | 24,134.10 | School Taxes in Municipal Budget | |
| Assessment of Taxes | 1,658.55 | Business Personalty Replacement Taxes | 11,771.28 | County Taxes | 275,866.02 |
| Collection of Taxes | 1,860.00 | Taxes from Public Utilities | 187,510.00 | County Library Taxes | 10,335.20 |
| Planning, Housing & Development | | Other Miscellaneous Tax Revenues | | Local Municipal Purpose Taxes | 271,431.43 |
| Human Resources | 240.00 | State Aid Revenues | 8,570.82 | Veteran & Senior Citizen Taxes | 5,650.00 |
| Elections | 297,515.75 | Federal Aid Revenues | 9,408.00 | Total Taxes for Rate Computation | 623,149.65 |
| General Administration (other) | | State and Local Fiscal Assistance Act Utilized | | Special District Taxes | |
| JUDICIARY | 15,500.44 | Sale of Acquired Property | 573,360.55 | Bank Corp. Taxes | 32,078.02 |
| Municipal Courts | | Other Miscellaneous Revenues | 1,395,389.54 | Added and Omitted Taxes | |
| PUBLIC SAFETY | 34,204.34 | Total | 1,510,389.54 | Total Taxes Levied - ABSTRACT | 649,577.67 |
| Fire Protection | 304,059.00 | Prior Years Surplus Appropriated | 115,000.00 | Total Taxes Billed | 617,793.85 |
| Police Protection | | REVENUES | 1,510,389.54 | 1985 TAXES COLLECTED | 580,634.79 |
| Civil Defense & Disaster Control | 3,625.00 | Reserve For Uncollected Taxes | 31,855.15 | 1985 Taxes Cancelled, Abated or Adjusted | 2,273.62 |
| Environmental Inspection & Control | | CAPITAL OUTLAY | 144,958.78 | Transfer to Tax Title Liens or Foreclosed | 34,885.44 |
| Other Public Safety | | TOTAL | | Balance Outstanding Dec. 31, 1985 | |
| PUBLIC WORKS | 75,618.35 | Public Enterprises | 62,539.18 | PRIOR YEARS TAXES OUTSTANDING | |
| Streets and Drainage | | Recreation—Culture | 15,872.04 | Balance January 1, 1985 | 24,899.16 |
| Sewers and Sewage Processing | 79,006.41 | Public Works | 60,853.18 | Collected in 1985 | 22,380.56 |
| Garbage and Trash Disposal | 4,000.00 | Buildings and Grounds | 5,694.38 | Cancelled, Abated or Adjusted 1985 | |
| Public Buildings and Grounds | 14,020.00 | Library and Education | | Transfers to Tax Title Liens or Foreclosed | 1,712.95 |
| Other Public Works | | Conservation | | Balance December 31, 1985 | 805.65 |
| HEALTH and WELFARE | 3,050.00 | All Other | | TAX TITLE LIENS OUTSTANDING | |
| Health Services Except Environmental | | CAPITAL DEBT AUTHORIZED, DECEMBER 31, 1985 | | Balance January 1, 1985 | 4,604.75 |
| Welfare-Public Assistance | 600.00 | ISSUED AND UNISSUED | | Transfer From Taxes | 4,343.70 |
| Hospitals, Clinics, First Aid | | School | 297,000 | Redeemed in 1985 | 1,753.54 |
| Animal, Insect, & Rodent Control | | Self-liquidating | 672,603 | Cancelled, Abated or Adjusted (1985) | |
| Other Welfare Services | | Other | 969,603 | Transfers to Foreclosed Property | |
| RECREATION and CONSERVATION | 105,900.00 | Total | 969,603 | Balance December 31, 1985 | 7,194.91 |
| Beaches and Boardwalks | 2,000.00 | ISSUED AND OUTSTANDING | | PROPERTY ACQUIRED BY DEED OR FORECLOSURE | |
| Parks, Playgrounds, Shade Trees | | School | 252,500.00 | Balance January 1, 1985 | |
| Land Reclamation & Conservation | 500.00 | Self-Liquidating | 552,400.00 | Transfers From Taxes or Liens | |
| Other Recreational Services | | Other | 804,900.00 | Sale for Cash (1985) | |
| EDUCATION (excluding schools) | | Total | 48,967,572 | Cancelled, Abated or Adjusted (1985) | |
| Libraries | | EQUALIZED VALUATION BASIS FOR NET DEBT COMPUTATION | | Balance December 31, 1985 | |
| Other Educational Services | 89,617.70 | REAL PROPERTY VALUATIONS | | CURRENT FINANCES DECEMBER 31, 1985 | |
| STATUTORY EXPENDITURES | 41,400.00 | Code Class # of Parcels % VAL'N | | ASSETS | |
| Pensions & F. I. C. A. | 6,400.00 | 1 Vacant Land 13 1.19 | 492,200.00 | Cash Dec. 31, 1985 | 240,259.69 |
| Employee Fringe Benefits | | 2 Residential 290 81.74 | 33,682,400.00 | Taxes Receivable | 35,691.09 |
| Other Statutory Expenditures | | 3 Farm | | Tax Title Liens | 7,194.91 |
| CETA And Other Public Employment Programs | 1,093,433.40 | 4a Commercial 25 13.00 | 5,355,900.00 | Foreclosed Property | |
| MUNICIPAL FUNCTIONS | 12,000.00 | 4b Industrial 1 3.06 | 1,260,400.00 | Emergencies & Other Deferred Charges | 51,766.09 |
| CAPITAL IMPROVEMENTS | *MEMO* | 4c Apartments 4 1.02 | 418,300.00 | State and Federal Aid Receivable | |
| DEBT SERVICE | | Total 333 | 41,209,200.00 | Other Receivables | 112,684.43 |
| Principal Payments | 58,000.00 | Land Area .30 Sq. Miles | | Total | 447,596.21 |
| Interest Payments | 23,290.17 | Net Valuation Taxable-Municipal | 41,546,312 | LIABILITIES, RESERVES, AND SURPLUS | |
| DEFERRED CHARGES | 16,891.71 | Net Valuation Taxable-County | 52,064,930 | Cash Liabilities | 94,224.26 |
| SCHOOL, COUNTY, SPECIAL DISTRICT TAXES | 346,068.22 | State Equalized Valuation | 57,289,461 | Reserves for Receivables | 148,759.36 |
| RESERVE FOR UNCOLLECTED TAXES | 31,855.15 | State Equalization Ratio | 72.36 | Surplus Dec. 31, 1985 | 204,612.59 |
| EXPENDITURES | 1,569,538.65 | | | Total | 447,596.21 |

1302
Population 1980 1,962
Population 1985 1,946
S & P Rating
Moody Rating BAA1

General Tax Rate Per \$100. 5.21
State Equalized Tax Rate 2.58

ALLENTOWN BOROUGH – MONMOUTH CO.
Form of Government:
Borough Council
Number of Members on Governing Body – 6

PER CAPITA:
Gross Debt 1,313.42
Net Debt 342.69
Debt Service 39.88
Total Tax Levy 620.84
Municipal Expenditures 368.29
PER CENT:
Gross Debt 6.40
Net Debt 1.67
Tax Levy Collected 95.58
Tax Levy Cancelled, Abated or Adjusted

| EXPENDITURES | | REVENUES-REALIZED | | 1985 PROPERTY TAX | |
|---|--------------|--|--------------------|--|-------------------|
| GENERAL GOVERNMENT | | | | STATE EQUALIZED TAX RATE | |
| Governing Body & Public Boards | | 1985 Property Taxes Collected | 1,141,893.00 | Local District School Taxes | |
| Municipal Clerk | | 1985 Payments in Lieu of Taxes | | Regional & Consolidated School Tax | 1.46 675,273.29 |
| Financial Administration | 13,570.00 | Delinquent Tax & Lien Collections | 45,767.30 | School Taxes in Municipal Budget | |
| Assessment of Taxes | 6,835.00 | Business Personalty Replacement Taxes | 7,196.44 | County Taxes | .47 * 216,685.62 |
| Collection of Taxes | 11,020.00 | Taxes from Public Utilities | 78,033.00 | County Library Taxes | .02 7,896.13 |
| Planning, Housing & Development | 9,600.00 | Other Miscellaneous Tax Revenues | | Local Municipal Purpose Taxes | .63 293,000.00 |
| Human Resources | 100.00 | State Aid Revenues | 54,017.83 | Veteran & Senior Citizen Taxes | 16,400.00 |
| Elections | 950.00 | Federal Aid Revenues | | Total Taxes for Rate Computation | 2.58 1,209,255.04 |
| General Administration (other) | 89,291.70 | State and Local Fiscal Assistance Act Utilized | 11,850.88 | Special District Taxes | |
| JUDICIARY | | Sale of Acquired Property | | Bank Corp. Taxes | 13,528.59 |
| Municipal Courts | 25,000.00 | Other Miscellaneous Revenues | 121,626.26 | Added and Omitted Taxes | 1,768.39 |
| PUBLIC SAFETY | | Total | 1,460,384.71 | Total Taxes Levied - ABSTRACT | 1,208,152.02 |
| Fire Protection | 21,175.00 | Prior Years Surplus Appropriated | 240,000.00 | Total Taxes Billed | 1,194,727.08 |
| Police Protection | 156,530.53 | REVENUES TOTAL | 1,700,384.71 | 1985 TAXES COLLECTED | 1,141,893.00 |
| Civil Defense & Disaster Control | 500.00 | Reserve For Uncollected Taxes | 103,402.30 | 1985 Taxes Cancelled, Abated or Adjusted | |
| Environmental Inspection & Control | 9,875.00 | CAPITAL OUTLAY TOTAL | 120,184.12 | Transfer to Tax Title Liens or Foreclosed | 8,132.89 |
| Other Public Safety | | Public Enterprises | 27,576.07 | Balance Outstanding Dec. 31, 1985 | 44,701.19 |
| PUBLIC WORKS | | Recreation—Culture | 68,466.95 | PRIOR YEARS TAXES OUTSTANDING | |
| Streets and Drainage | 37,170.00 | Public Works | 3,658.52 | Balance January 1, 1985 | 46,561.55 |
| Sewers and Sewage Processing | | Buildings and Grounds | 20,482.58 | Collected in 1985 | 44,043.39 |
| Garbage and Trash Disposal | 47,688.00 | Library and Education | | Cancelled, Abated or Adjusted 1985 | |
| Public Buildings and Grounds | 32,020.00 | Conservation | | Transfers to Tax Title Liens or Foreclosed | 2,518.16 |
| Other Public Works | | All Other | | Balance December 31, 1985 | |
| HEALTH and WELFARE | | CAPITAL DEBT AUTHORIZED, DECEMBER 31, 1985 | | TAX TITLE LIENS OUTSTANDING | |
| Health Services Except Environmental | 50.00 | ISSUED AND UNISSUED | | Balance January 1, 1985 | 15,371.95 |
| Welfare-Public Assistance | 3,425.00 | School | 349,082 | Transfer From Taxes | 10,983.23 |
| Hospitals, Clinics, First Aid | | Self-liquidating | 1,371,011 | Redeemed in 1985 | 1,723.91 |
| Animal, Insect, & Rodent Control | | Other | 835,823 | Cancelled, Abated or Adjusted (1985) | |
| Other Welfare Services | | Total | 2,555,917 | Transfers to Foreclosed Property | |
| RECREATION and CONSERVATION | | ISSUED AND OUTSTANDING | | Balance December 31, 1985 | 24,631.27 |
| Beaches and Boardwalks | | School | 349,082.56 | PROPERTY ACQUIRED BY DEED OR | |
| Parks, Playgrounds, Shade Trees | 3,125.00 | Self-liquidating | 1,267,211.94 | FORECLOSURE | |
| Land Reclamation & Conservation | 5,760.00 | Other | 440,000.00 | Balance January 1, 1985 | 8,700.00 |
| Other Recreational Services | 8,695.00 | Total | 2,056,294.50 | Transfers From Taxes or Liens | |
| EDUCATION (excluding schools) | | EQUALIZED VALUATION BASIS | | Sale for Cash (1985) | |
| Libraries | 5,000.00 | FOR NET DEBT COMPUTATION | 39,916,593 | Cancelled, Abated or Adjusted (1985) | |
| Other Educational Services | | REAL PROPERTY VALUATIONS | | Balance December 31, 1985 | 8,700.00 |
| STATUTORY EXPENDITURES | | Code Class # of Parcels % VAL'N | ASSESSED VALUATION | CURRENT FINANCES DECEMBER 31, 1985 | |
| Pensions & F. I. C. A. | 27,475.00 | 1 Vacant Land 25 .31 | 68,550.00 | ASSETS | |
| Employee Fringe Benefits | 15,725.00 | 2 Residential 534 85.32 | 18,670,200.00 | Cash Dec. 31, 1985 | 308,769.53 |
| Other Statutory Expenditures | | 3 Farm 7 .22 | 47,200.00 | Taxes Receivable | 44,701.19 |
| CETA And Other Public Employment Programs | | 4a Commercial 36 9.86 | 2,158,400.00 | Tax Title Liens | 24,631.27 |
| MUNICIPAL FUNCTIONS TOTAL | 530,580.23 | 4b Industrial | | Foreclosed Property | 8,700.00 |
| CAPITAL IMPROVEMENTS *MEMO* | 25,775.00 | 4c Apartments 2 4.28 | 937,300.00 | Emergencies & Other Deferred Charges | 17,400.00 |
| DEBT SERVICE | | Total 604 | 21,881,650.00 | State and Federal Aid Receivable | 558.52 |
| Principal Payments | 35,000.00 | Land Area .60 Sq. Miles | | Other Receivables | 7,442.14 |
| Interest Payments | 42,609.28 | Net Valuation Taxable-Municipal | 22,903,428 | Total | 412,202.65 |
| DEFERRED CHARGES | 5,100.00 | Net Valuation Taxable-County | 39,770,575 | LIABILITIES, RESERVES, AND SURPLUS | |
| SCHOOL, COUNTY, SPECIAL DISTRICT TAXES | 899,855.04 | State Equalized Valuation | 45,200,357 | Cash Liabilities | 62,429.93 |
| RESERVE FOR UNCOLLECTED TAXES | 103,402.30 | State Equalization Ratio | 49.53 | Reserves for Receivables | 85,474.60 |
| EXPENDITURES TOTAL | 1,616,546.85 | | | Surplus Dec. 31, 1985 | 264,298.12 |
| | | | | Total | 412,202.65 |

1985/3000

*Includes County Health Service Taxes or County Vocational School Taxes. See Table 13.

1701
 Population 1980 **2,680**
 Population 1985 **2,715**
 S & P Rating
 Moody Rating

General Tax Rate Per \$100. **2.16**
 State Equalized Tax Rate **2.13**

ALLOWAY TOWNSHIP – SALEM COUNTY
Form of Government:
Township Committee
Number of Members on Governing Body – 3

PER CAPITA:
 Gross Debt **69.21**
 Net Debt **47.11**
 Debt Service **10.15**
 Total Tax Levy **466.39**
 Municipal Expenditures **242.96**
 PER CENT:
 Gross Debt **.34**
 Net Debt **.23**
 Tax Levy Collected **87.94**
 Tax Levy Cancelled, Abated or Adjusted **.15**

| EXPENDITURES | | REVENUES-REALIZED | | 1985 PROPERTY TAX | |
|---|---------------------|--|----------------------|--|---------------------|
| GENERAL GOVERNMENT | | | | STATE EQUALIZED TAX RATE 1.38 | |
| Governing Body & Public Boards | | 1985 Property Taxes Collected | 1,109,789.99 | Local District School Taxes | 815,209.47 |
| Municipal Clerk | | 1985 Payments in Lieu of Taxes | | Regional & Consolidated School Tax | |
| Financial Administration | 25,500.00 | Delinquent Tax & Lien Collections | 149,435.21 | School Taxes in Municipal Budget | |
| Assessment of Taxes | 11,724.08 | Business Personalty Replacement Taxes | 29,017.88 | County Taxes | 441,741.15 |
| Collection of Taxes | 10,500.00 | Taxes from Public Utilities | 245,441.00 | County Library Taxes | |
| Planning, Housing & Development | 6,765.00 | Other Miscellaneous Tax Revenues | | Local Municipal Purpose Taxes | |
| Human Resources | | State Aid Revenues | 17,898.46 | Veteran & Senior Citizen Taxes | 42,950.00 |
| Elections | 1,400.00 | Federal Aid Revenues | | Total Taxes for Rate Computation | 2.13 |
| General Administration (other) | 125,294.00 | State and Local Fiscal Assistance Act Utilized | 40,213.40 | Special District Taxes | |
| JUDICIARY | | Sale of Acquired Property | | Bank Corp. Taxes | 4,323.06 |
| Municipal Courts | 14,700.00 | Other Miscellaneous Revenues | 53,119.66 | Added and Omitted Taxes | 4,975.02 |
| PUBLIC SAFETY | | Total | 1,644,915.60 | Total Taxes Levied - ABSTRACT | 1,266,248.70 |
| Fire Protection | 11,000.00 | Prior Years Surplus Appropriated | 176,077.32 | Total Taxes Billed | 1,261,925.64 |
| Police Protection | 37,415.00 | REVENUES TOTAL | 1,820,992.92 | 1985 TAXES COLLECTED | 1,109,789.99 |
| Civil Defense & Disaster Control | 3,000.00 | Reserve For Uncollected Taxes | 186,000.00 | 1985 Taxes Cancelled, Abated or Adjusted | 1,927.80 |
| Environmental Inspection & Control | 10,500.00 | CAPITAL OUTLAY TOTAL | 76,092.75 | Transfer to Tax Title Liens or Foreclosed | 4,652.64 |
| Other Public Safety | | Public Enterprises | | Balance Outstanding Dec. 31, 1985 | 145,555.21 |
| PUBLIC WORKS | | Recreation—Culture | | PRIOR YEARS TAXES OUTSTANDING | |
| Streets and Drainage | 125,097.13 | Public Works | 20,000.00 | Balance January 1, 1985 | 150,628.75 |
| Sewers and Sewage Processing | 22,565.88 | Buildings and Grounds | 56,092.75 | Collected in 1985 | 144,154.63 |
| Garbage and Trash Disposal | 840.00 | Library and Education | | Cancelled, Abated or Adjusted 1985 | |
| Public Buildings and Grounds | | Conservation | | Transfers to Tax Title Liens or Foreclosed | 3,245.58 |
| Other Public Works | | All Other | | Balance December 31, 1985 | 3,228.54 |
| HEALTH and WELFARE | | | | TAX TITLE LIENS OUTSTANDING | |
| Health Services Except Environmental | 990.00 | CAPITAL DEBT AUTHORIZED, DECEMBER 31, 1985 | | Balance January 1, 1985 | 9,941.62 |
| Welfare-Public Assistance | 9,655.08 | ISSUED AND UNISSUED GROSS DEBT | | Transfer From Taxes | 8,987.56 |
| Hospitals, Clinics, First Aid | 1,700.00 | School | 60,000 | Redeemed in 1985 | 5,280.58 |
| Animal, Insect, & Rodent Control | 4,050.00 | Self-liquidating | | Cancelled, Abated or Adjusted (1985) | |
| Other Welfare Services | | Other | 127,896 | Transfers to Foreclosed Property | |
| RECREATION and CONSERVATION | | Total | 187,896 | Balance December 31, 1985 | 13,648.60 |
| Beaches and Boardwalks | | ISSUED AND OUTSTANDING | | PROPERTY ACQUIRED BY DEED OR | |
| Parks, Playgrounds, Shade Trees | 2,000.00 | School | 60,000.00 | FORECLOSURE | |
| Land Reclamation & Conservation | | Self-Liquidating | | Balance January 1, 1985 | 130,200.00 |
| Other Recreational Services | 300.00 | Other | 120,656.00 | Transfers From Taxes or Liens | |
| EDUCATION (excluding schools) | | Total | 180,656.00 | Sale for Cash (1985) | |
| Libraries | | EQUALIZED VALUATION BASIS | | Cancelled, Abated or Adjusted (1985) | |
| Other Educational Services | 600.00 | FOR NET DEBT COMPUTATION | 55,096,322 | Balance December 31, 1985 | 130,200.00 |
| STATUTORY EXPENDITURES | | REAL PROPERTY VALUATIONS | | CURRENT FINANCES DECEMBER 31, 1985 | |
| Pensions & F. I. C. A. | 15,300.00 | Code Class # of Parcels % VAL'N | | ASSETS | |
| Employee Fringe Benefits | 3,500.00 | 1 Vacant Land 584 9.43 | 5,414,000.00 | Cash Dec. 31, 1985 | 435,196.25 |
| Other Statutory Expenditures | 1,600.00 | 2 Residential 754 65.94 | 37,866,200.00 | Taxes Receivable | 148,783.75 |
| CETA And Other Public Employment Programs | 445,996.17 | 3 Farm 509 21.22 | 12,187,500.00 | Tax Title Liens | 13,648.60 |
| MUNICIPAL FUNCTIONS TOTAL | 17,000.00 | 4a Commercial 26 3.42 | 1,961,400.00 | Foreclosed Property | 130,200.00 |
| CAPITAL IMPROVEMENTS *MEMO* | | 4b Industrial | | Emergencies & Other Deferred Charges | 2,313.32 |
| DEBT SERVICE | | 4c Apartments | | State and Federal Aid Receivable | 4,211.79 |
| Principal Payments | 27,552.00 | Total | 1873 | Other Receivables | 23,606.58 |
| Interest Payments | | Land Area 34.35 Sq. Miles | 57,429,100.00 | Total | 757,960.29 |
| DEFERRED CHARGES | 86.64 | Net Valuation Taxable-Municipal | 58,206,894 | LIABILITIES, RESERVES, AND SURPLUS | |
| SCHOOL, COUNTY, SPECIAL DISTRICT TAXES | 1,256,950.62 | Net Valuation Taxable-County | 57,286,709 | Cash Liabilities | 180,847.52 |
| RESERVE FOR UNCOLLECTED TAXES | 186,000.00 | State Equalized Valuation | 59,075,530 | Reserves for Receivables | 316,238.93 |
| EXPENDITURES TOTAL | 1,916,585.43 | State Equalization Ratio | 98.51 | Surplus Dec. 31, 1985 | 260,873.84 |
| | | | | Total | 757,960.29 |

2102
Population 1980 2,644
Population 1985 2,561
S & P Rating
Moody Rating

General Tax Rate Per \$100. 2.61
State Equalized Tax Rate 2.18

ALPHA BOROUGH - WARREN COUNTY
Form of Government:
Borough Council
Number of Members on Governing Body - 6

PER CAPITA:
Gross Debt 482.82
Net Debt 196.80
Debt Service
Total Tax Levy 466.85
Municipal Expenditures 248.76
PER CENT:
Gross Debt 2.41
Net Debt .98
Tax Levy Collected 96.70
Tax Levy Cancelled, Abated or Adjusted

| EXPENDITURES | | REVENUES-REALIZED | | 1985 PROPERTY TAX | |
|---|--------------|--|--------------------|--|--------------|
| GENERAL GOVERNMENT | | | | STATE EQUALIZED TAX RATE 1.27 | |
| Governing Body & Public Boards | | 1985 Property Taxes Collected | 1,152,122.89 | Local District School Taxes | 692,181.00 |
| Municipal Clerk | | 1985 Payments in Lieu of Taxes | | Regional & Consolidated School Tax | |
| Financial Administration | 11,549.98 | Delinquent Tax & Lien Collections | 49,282.80 | School Taxes in Municipal Budget | |
| Assessment of Taxes | 9,800.00 | Business Personalty Replacement Taxes | 32,495.36 | County Taxes | 357,192.39 |
| Collection of Taxes | 8,472.15 | Taxes from Public Utilities | 134,913.00 | County Library Taxes | |
| Planning, Housing & Development | 3,450.04 | Other Miscellaneous Tax Revenues | | Local Municipal Purpose Taxes | 135,234.85 |
| Human Resources | | State Aid Revenues | 33,547.86 | Veteran & Senior Citizen Taxes | 53,200.00 |
| Elections | 1,350.00 | Federal Aid Revenues | | Total Taxes for Rate Computation | 1,237,808.24 |
| General Administration (other) | 79,633.00 | State and Local Fiscal Assistance Act Utilized | 10,518.00 | Special District Taxes | |
| JUDICIARY | | Sale of Acquired Property | | Bank Corp. Taxes | 4,633.75 |
| Municipal Courts | 5,450.00 | Other Miscellaneous Revenues | 98,688.92 | Added and Omitted Taxes | 6,365.37 |
| PUBLIC SAFETY | | Total | 1,511,568.83 | Total Taxes Levied - ABSTRACT | 1,195,607.36 |
| Fire Protection | 19,900.00 | Prior Years Surplus Appropriated | 184,880.00 | Total Taxes Billed | 1,191,400.82 |
| Police Protection | 124,340.00 | REVENUES TOTAL | 1,696,448.83 | 1985 TAXES COLLECTED | 1,152,122.89 |
| Civil Defense & Disaster Control | | Reserve For Uncollected Taxes | 66,744.30 | 1985 Taxes Cancelled, Abated or Adjusted | |
| Environmental Inspection & Control | 6,128.84 | CAPITAL OUTLAY TOTAL | 197,747.57 | Transfer to Tax Title Liens or Foreclosed | 926.55 |
| Other Public Safety | | Public Enterprises | 23,278.34 | Balance Outstanding Dec. 31, 1985 | 38,351.38 |
| PUBLIC WORKS | | Recreation—Culture | | PRIOR YEARS TAXES OUTSTANDING | |
| Streets and Drainage | 128,200.00 | Public Works | 174,469.23 | Balance January 1, 1985 | 39,674.62 |
| Sewers and Sewage Processing | | Buildings and Grounds | | Collected in 1985 | 39,087.99 |
| Garbage and Trash Disposal | 95,800.00 | Library and Education | | Cancelled, Abated or Adjusted 1985 | |
| Public Buildings and Grounds | 33,650.00 | Conservation | | Transfers to Tax Title Liens or Foreclosed | |
| Other Public Works | | All Other | | Balance December 31, 1985 | 586.63 |
| HEALTH and WELFARE | | CAPITAL DEBT AUTHORIZED, DECEMBER 31, 1985 | | TAX TITLE LIENS OUTSTANDING | |
| Health Services Except Environmental | 800.00 | ISSUED AND UNISSUED GROSS DEBT | | Balance January 1, 1985 | 10,270.82 |
| Welfare-Public Assistance | 400.00 | School | 60,000 | Transfer From Taxes | 926.55 |
| Hospitals, Clinics, First Aid | | Self-liquidating | 986,500 | Redeemed in 1985 | 10,194.81 |
| Animal, Insect, & Rodent Control | | Other | 190,000 | Cancelled, Abated or Adjusted (1985) | |
| Other Welfare Services | | Total | 1,236,500 | Transfers to Foreclosed Property | |
| RECREATION and CONSERVATION | | ISSUED AND OUTSTANDING | | Balance December 31, 1985 | 1,002.56 |
| Beaches and Boardwalks | | School | 60,000.00 | PROPERTY ACQUIRED BY DEED OR | |
| Parks, Playgrounds, Shade Trees | | Self-Liquidating | 891,500.00 | FORECLOSURE | |
| Land Reclamation & Conservation | | Other | | Balance January 1, 1985 | 28,092.50 |
| Other Recreational Services | | Total | 951,500.00 | Transfers From Taxes or Liens | |
| EDUCATION (excluding schools) | | EQUALIZED VALUATION BASIS | | Sale for Cash (1985) | |
| Libraries | 15,150.00 | FOR NET DEBT COMPUTATION | 51,286,890 | Cancelled, Abated or Adjusted (1985) | |
| Other Educational Services | | REAL PROPERTY VALUATIONS | | Balance December 31, 1985 | 28,092.50 |
| STATUTORY EXPENDITURES | | Code Class # of Parcels % VAL'N | ASSESSED VALUATION | CURRENT FINANCES DECEMBER 31, 1985 | |
| Pensions & F. I. C. A. | 14,900.01 | 1 Vacant Land 90 2.04 | 921,700.00 | ASSETS | |
| Employee Fringe Benefits | 5,500.00 | 2 Residential 741 75.74 | 34,239,770.00 | Cash Dec. 31, 1985 | 610,959.02 |
| Other Statutory Expenditures | 1,500.00 | 3 Farm 18 1.20 | 542,500.00 | Taxes Receivable | 38,938.01 |
| CETA And Other Public Employment Programs | | 4a Commercial 47 8.66 | 3,916,400.00 | Tax Title Liens | 1,002.56 |
| MUNICIPAL FUNCTIONS TOTAL | 565,974.02 | 4b Industrial 13 8.32 | 3,761,800.00 | Foreclosed Property | 28,092.50 |
| CAPITAL IMPROVEMENTS *MEMO* | 10,000.00 | 4c Apartments 5 4.04 | 1,827,400.00 | Emergencies & Other Deferred Charges | 726.01 |
| DEBT SERVICE | | Total 914 | 45,209,570.00 | State and Federal Aid Receivable | 1,345.09 |
| Principal Payments | | Land Area 1.70 Sq. Miles | | Other Receivables | 48,099.36 |
| Interest Payments | | Net Valuation Taxable-Municipal | 45,403,657 | Total | 729,162.55 |
| DEFERRED CHARGES | 4,366.05 | Net Valuation Taxable-County | 51,979,481 | LIABILITIES, RESERVES, AND SURPLUS | |
| SCHOOL, COUNTY, SPECIAL DISTRICT TAXES | 1,049,373.39 | State Equalized Valuation | 54,266,314 | Cash Liabilities | 482,873.23 |
| RESERVE FOR UNCOLLECTED TAXES | 66,744.30 | State Equalization Ratio | 83.61 | Reserves for Receivables | 116,132.43 |
| EXPENDITURES TOTAL | 1,686,457.76 | | | Surplus Dec. 31, 1985 | 130,156.89 |
| | | | | Total | 729,162.55 |

0202
 Population 1980 **1,549**
 Population 1985 **1,616**
 S & P Rating
 Moody Rating

General Tax Rate Per \$100.
1.08
 State Equalized Tax Rate
.92

ALPINE BOROUGH – BERGEN COUNTY
Form of Government:
Borough Council
Number of Members on Governing Body – 6

PER CAPITA:
 Gross Debt **945.30**
 Net Debt **945.30**
 Debt Service **18.58**
 Total Tax Levy **1,607.67**
 Municipal Expenditures **799.68**

PER CENT:
 Gross Debt **.64**
 Net Debt **.64**
 Tax Levy Collected **92.08**
 Tax Levy Cancelled, Abated or Adjusted **1.00**

| EXPENDITURES | | REVENUES-REALIZED | | 1985 PROPERTY TAX | |
|--|---------------------|---|-----------------------|---|---------------------|
| GENERAL GOVERNMENT | | | | STATE EQUALIZED TAX RATE | |
| Governing Body & Public Boards | | 1985 Property Taxes Collected | 2,398,397.61 | Local District School Taxes | .39 |
| Municipal Clerk | | 1985 Payments in Lieu of Taxes | 46,147.00 | Regional & Consolidated School Tax | |
| Financial Administration | 22,120.00 | Delinquent Tax & Lien Collections | 168,483.68 | School Taxes in Municipal Budget | |
| Assessment of Taxes | 10,575.00 | Business Personalty Replacement Taxes | 14,812.48 | County Taxes | .36 |
| Collection of Taxes | 9,861.02 | Taxes from Public Utilities | 317,078.00 | County Library Taxes | |
| Planning, Housing & Development | 12,159.95 | Other Miscellaneous Tax Revenues | | Local Municipal Purpose Taxes | .17 |
| Human Resources | | State Aid Revenues | 10,060.68 | Veteran & Senior Citizen Taxes | |
| Elections | 3,775.00 | Federal Aid Revenues | | Total Taxes for Rate Computation | .92 |
| General Administration (other) | 103,812.07 | State and Local Fiscal Assistance Act Utilized | 6,007.00 | Special District Taxes | |
| JUDICIARY | | Sale of Acquired Property | | Bank Corp. Taxes | |
| Municipal Courts | 20,660.00 | Other Miscellaneous Revenues | 176,279.00 | Added and Omitted Taxes | 41,961.69 |
| PUBLIC SAFETY | | Total | 3,137,265.45 | Total Taxes Levied - ABSTRACT | 2,598,001.15 |
| Fire Protection | 50,054.92 | Prior Years Surplus Appropriated | 250,000.00 | Total Taxes Billed | 2,604,647.27 |
| Police Protection | 458,795.31 | REVENUES TOTAL | 3,387,265.45 | 1985 TAXES COLLECTED | 2,398,397.61 |
| Civil Defense & Disaster Control | | Reserve For Uncollected Taxes | 255,664.81 | 1985 Taxes Cancelled, Abated or Adjusted | 26,038.19 |
| Environmental Inspection & Control | 17,415.90 | CAPITAL OUTLAY TOTAL | 41,883.81 | Transfer to Tax Title Liens or Foreclosed | 31,572.72 |
| Other Public Safety | | Public Enterprises | | Balance Outstanding Dec. 31, 1985 | 148,638.75 |
| PUBLIC WORKS | | Recreation—Culture | | PRIOR YEARS TAXES OUTSTANDING | |
| Streets and Drainage | 85,876.34 | Public Works | 33,582.19 | Balance January 1, 1985 | 167,070.82 |
| Sewers and Sewage Processing | | Buildings and Grounds | 8,301.62 | Collected in 1985 | 165,901.86 |
| Garbage and Trash Disposal | | Library and Education | | Cancelled, Abated or Adjusted 1985 | |
| Public Buildings and Grounds | 11,400.00 | Conservation | | Transfers to Tax Title Liens or Foreclosed | |
| Other Public Works | 32,600.00 | All Other | | Balance December 31, 1985 | 1,168.96 |
| HEALTH and WELFARE | | CAPITAL DEBT AUTHORIZED, DECEMBER 31, 1985 | | TAX TITLE LIENS OUTSTANDING | |
| Health Services Except Environmental | 16,460.00 | ISSUED AND UNISSUED | | Balance January 1, 1985 | 86,956.55 |
| Welfare-Public Assistance | 1,415.00 | School | | Transfer From Taxes | 31,572.72 |
| Hospitals, Clinics, First Aid | | Self-liquidating | | Redeemed in 1985 | 2,581.82 |
| Animal, Insect, & Rodent Control | 1,025.00 | Other | 1,527,600 | Cancelled, Abated or Adjusted (1985) | |
| Other Welfare Services | | Total | 1,527,600 | Transfers to Foreclosed Property | |
| RECREATION and CONSERVATION | | ISSUED AND OUTSTANDING | | Balance December 31, 1985 | 115,947.45 |
| Beaches and Boardwalks | | School | | PROPERTY ACQUIRED BY DEED OR FORECLOSURE | |
| Parks, Playgrounds, Shade Trees | 525.00 | Self-Liquidating | | Balance January 1, 1985 | |
| Land Reclamation & Conservation | 435.00 | Other | | Transfers From Taxes or Liens | |
| Other Recreational Services | 1,485.00 | Total | 437,000.00 | Sale for Cash (1985) | |
| EDUCATION (excluding schools) | | | 437,000.00 | Cancelled, Abated or Adjusted (1985) | |
| Libraries | | EQUALIZED VALUATION BASIS | | Balance December 31, 1985 | |
| Other Educational Services | | FOR NET DEBT COMPUTATION | 239,022,681 | CURRENT FINANCES DECEMBER 31, 1985 | |
| STATUTORY EXPENDITURES | | REAL PROPERTY VALUATIONS | | ASSETS | |
| Pensions & F. I. C. A. | 78,374.00 | Code Class # of Parcels % VAL'N | | Cash Dec. 31, 1985 | 733,288.00 |
| Employee Fringe Benefits | 35,751.00 | 1 Vacant Land 155 13.04 | 30,825,800.00 | Taxes Receivable | 149,807.71 |
| Other Statutory Expenditures | | 2 Residential 512 80.18 | 189,599,300.00 | Tax Title Liens | 115,947.45 |
| CETA And Other Public Employment Programs | | 3 Farm | | Foreclosed Property | |
| MUNICIPAL FUNCTIONS TOTAL | 974,575.51 | 4a Commercial 26 6.79 | 16,053,400.00 | Emergencies & Other Deferred Charges | 49,614.11 |
| CAPITAL IMPROVEMENTS *MEMO* | 50,000.00 | 4b Industrial | | State and Federal Aid Receivable | 702.64 |
| DEBT SERVICE | | 4c Apartments | | Other Receivables | 20,286.53 |
| Principal Payments | | Total | 236,478,500.00 | Total | 1,069,646.44 |
| Interest Payments | 30,025.66 | Land Area 6.20 Sq. Miles | | LIABILITIES, RESERVES, AND SURPLUS | |
| DEFERRED CHARGES | 32,015.83 | Net Valuation Taxable-Municipal | 237,285,702 | Cash Liabilities | 213,712.47 |
| SCHOOL, COUNTY, SPECIAL DISTRICT TAXES | 2,080,432.28 | Net Valuation Taxable-County | 251,088,486 | Reserves for Receivables | 286,041.69 |
| RESERVE FOR UNCOLLECTED TAXES | 255,664.81 | State Equalized Valuation | 279,213,724 | Surplus Dec. 31, 1985 | 569,892.28 |
| EXPENDITURES TOTAL | 3,372,714.09 | State Equalization Ratio | 84.94 | Total | 1,069,646.44 |

1901

Population 1980

892

Population 1985

841

S & P Rating

Moody Rating

General Tax Rate Per \$100.

3.32

State Equalized Tax Rate

2.21

ANDOVER BOROUGH - SUSSEX COUNTY

Form of Government:

Borough Council

Number of Members on Governing Body - 6

PER CAPITA:

Gross Debt

133.62

Net Debt

105.29

Debt Service

28.30

Total Tax Levy

523.04

Municipal Expenditures

358.49

PER CENT:

Gross Debt

.60

Net Debt

.47

Tax Levy Collected

90.11

Tax Levy Cancelled, Abated
or Adjusted

| EXPENDITURES | | REVENUES-REALIZED | | 1985 PROPERTY TAX | |
|---|------------|--|---------------|--|-----------------|
| GENERAL GOVERNMENT | | | | STATE EQUALIZED TAX RATE → | |
| Governing Body & Public Boards | | 1985 Property Taxes Collected | 389,332.98 | Local District School Taxes | |
| Municipal Clerk | | 1985 Payments in Lieu of Taxes | | Regional & Consolidated School Tax | 1.58 309,704.90 |
| Financial Administration | 5,900.00 | Delinquent Tax & Lien Collections | 41,133.32 | School Taxes in Municipal Budget | |
| Assessment of Taxes | 4,400.00 | Business Personalty Replacement Taxes | 12,634.40 | County Taxes | .58 114,575.68 |
| Collection of Taxes | 5,842.99 | Taxes from Public Utilities | 68,332.00 | County Library Taxes | .04 7,803.58 |
| Planning, Housing & Development | 6,220.00 | Other Miscellaneous Tax Revenues | | Local Municipal Purpose Taxes | |
| Human Resources | | State Aid Revenues | 5,629.08 | Veteran & Senior Citizen Taxes | 5,900.00 |
| Elections | | Federal Aid Revenues | | Total Taxes for Rate Computation | 2.20 437,984.16 |
| General Administration (other) | 40,492.67 | State and Local Fiscal Assistance Act Utilized | 5,132.00 | Special District Taxes | |
| JUDICIARY | | Sale of Acquired Property | | Bank Corp. Taxes | 7,790.96 |
| Municipal Courts | 12,500.00 | Other Miscellaneous Revenues | 56,365.99 | Added and Omitted Taxes | |
| PUBLIC SAFETY | | Total | 578,559.77 | Total Taxes Levied - ABSTRACT | 439,875.12 |
| Fire Protection | 18,810.00 | Prior Years Surplus Appropriated | 180,000.00 | Total Taxes Billed | 432,084.16 |
| Police Protection | 11,300.00 | REVENUES TOTAL | 758,559.77 | 1985 TAXES COLLECTED | 389,332.98 |
| Civil Defense & Disaster Control | 265.00 | Reserve For Uncollected Taxes | 87,135.65 | 1985 Taxes Cancelled, Abated or Adjusted | |
| Environmental Inspection & Control | 4,500.00 | CAPITAL OUTLAY TOTAL | 156,335.51 | Transfer to Tax Title Liens or Foreclosed | |
| Other Public Safety | | | | Balance Outstanding Dec. 31, 1985 | 42,751.18 |
| PUBLIC WORKS | | | | PRIOR YEARS TAXES OUTSTANDING | |
| Streets and Drainage | 29,844.47 | Public Enterprises | | Balance January 1, 1985 | 37,455.57 |
| Sewers and Sewage Processing | | Recreation—Culture | | Collected in 1985 | 33,937.64 |
| Garbage and Trash Disposal | 3,334.17 | Public Works | 35,450.51 | Cancelled, Abated or Adjusted 1985 | |
| Public Buildings and Grounds | 16,060.00 | Buildings and Grounds | 120,885.00 | Transfers to Tax Title Liens or Foreclosed | |
| Other Public Works | | Library and Education | | Balance December 31, 1985 | 3,517.93 |
| HEALTH and WELFARE | | Conservation | | TAX TITLE LIENS OUTSTANDING | |
| Health Services Except Environmental | 6,820.00 | All Other | | Balance January 1, 1985 | 18,939.88 |
| Welfare-Public Assistance | 1,467.70 | CAPITAL DEBT AUTHORIZED, DECEMBER 31, 1985 | | Transfer From Taxes | |
| Hospitals, Clinics, First Aid | | ISSUED AND UNISSUED GROSS DEBT NET DEBT | | Redeemed in 1985 | 7,195.68 |
| Animal, Insect, & Rodent Control | 1,500.00 | School 23,829 | | Cancelled, Abated or Adjusted (1985) | |
| Other Welfare Services | | Self-liquidating 88,548 | 88,548 | Transfers to Foreclosed Property | |
| RECREATION and CONSERVATION | | Other 112,377 | 88,548 | Balance December 31, 1985 | 11,744.20 |
| Beaches and Boardwalks | | Total | | PROPERTY ACQUIRED BY DEED OR | |
| Parks, Playgrounds, Shade Trees | 9,700.00 | | | FORECLOSURE | |
| Land Reclamation & Conservation | | ISSUED AND OUTSTANDING | | Balance January 1, 1985 | |
| Other Recreational Services | 1,900.00 | School 23,829.47 | | Transfers From Taxes or Liens | |
| EDUCATION (excluding schools) | | Self-Liquidating 68,000.00 | | Sale for Cash (1985) | |
| Libraries | | Other 91,829.47 | | Cancelled, Abated or Adjusted (1985) | |
| Other Educational Services | | Total | | Balance December 31, 1985 | |
| STATUTORY EXPENDITURES | | EQUALIZED VALUATION BASIS | | CURRENT FINANCES DECEMBER 31, 1985 | |
| Pensions & F. I. C. A. | 4,500.00 | FOR NET DEBT COMPUTATION | 18,647.107 | ASSETS | |
| Employee Fringe Benefits | | REAL PROPERTY VALUATIONS | | Cash Dec. 31, 1985 | 260,086.83 |
| Other Statutory Expenditures | 800.00 | Code Class # of Parcels % VAL'N | | Taxes Receivable | 46,269.11 |
| CETA And Other Public Employment Programs | | 1 Vacant Land 53 2.76 | 354,400.00 | Tax Title Liens | 11,744.20 |
| MUNICIPAL FUNCTIONS TOTAL | 186,157.00 | 2 Residential 189 63.57 | 8,157,930.00 | Foreclosed Property | |
| CAPITAL IMPROVEMENTS *MEMO* | 2,000.00 | 3 Farm 21 2.53 | 324,700.00 | Emergencies & Other Deferred Charges | 5,100.00 |
| DEBT SERVICE | | 4a Commercial 46 25.99 | 3,336,000.00 | State and Federal Aid Receivable | |
| Principal Payments | 17,000.00 | 4b Industrial 3 2.57 | 329,300.00 | Other Receivables | 12,554.79 |
| Interest Payments | 6,799.68 | 4c Apartments 2 2.58 | 331,000.00 | Total | 335,754.93 |
| | | Total 314 | 12,833,330.00 | LIABILITIES, RESERVES, AND SURPLUS | |
| DEFERRED CHARGES | 4,397.27 | Land Area 1.40 Sq. Miles | | Cash Liabilities | 64,786.61 |
| SCHOOL, COUNTY, SPECIAL DISTRICT TAXES | 432,084.16 | Net Valuation Taxable-Municipal | 13,044,396 | Reserves for Receivables | 70,568.10 |
| RESERVE FOR UNCOLLECTED TAXES | 87,135.65 | Net Valuation Taxable-County | 20,702,842 | Surplus Dec. 31, 1985 | 200,400.22 |
| EXPENDITURES TOTAL | 733,573.76 | State Equalized Valuation | 19,530,479 | Total | 335,754.93 |
| | | State Equalization Ratio | 66.43 | | |

1902.
Population 1980 **4,506**
Population 1985 **4,731**
S & P Rating **A**
Moody Rating

General Tax Rate Per \$100. **2.73**
State Equalized Tax Rate **2.42**

ANDOVER TOWNSHIP - SUSSEX COUNTY
Form of Government:
Township Committee
Number of Members on Governing Body - 5

PER CAPITA:
Gross Debt **241.52**
Net Debt **202.21**
Debt Service **32.74**
Total Tax Levy **813.93**
Municipal Expenditures **309.43**
PER CENT:
Gross Debt **.79**
Net Debt **.66**
Tax Levy Collected **94.76**
Tax Levy Cancelled, Abated or Adjusted **.02**

| EXPENDITURES | | REVENUES-REALIZED | | 1985 PROPERTY TAX | |
|---|---------------------|--|---------------------|--|---------------------|
| GENERAL GOVERNMENT | | | | STATE EQUALIZED TAX RATE | |
| Governing Body & Public Boards | | 1985 Property Taxes Collected | 3,656,224.65 | Local District School Taxes | |
| Municipal Clerk | | 1985 Payments in Lieu of Taxes | | Regional & Consolidated School Tax | 1.47 |
| Financial Administration | 28,796.21 | Delinquent Tax & Lien Collections | 248,070.66 | School Taxes in Municipal Budget | |
| Assessment of Taxes | 15,538.00 | Business Personalty Replacement Taxes | 62,434.28 | County Taxes | .52 |
| Collection of Taxes | 27,025.26 | Taxes from Public Utilities | 255,970.00 | County Library Taxes | .04 |
| Planning, Housing & Development | 25,305.62 | Other Miscellaneous Tax Revenues | | Local Municipal Purpose Taxes | .38 |
| Human Resources | 6,735.79 | State Aid Revenues | 48,927.85 | Veteran & Senior Citizen Taxes | |
| Elections | | Federal Aid Revenues | | Total Taxes for Rate Computation | 2.41 |
| General Administration (other) | 162,326.28 | State and Local Fiscal Assistance Act Utilized | 28,676.00 | Special District Taxes | |
| JUDICIARY | | Sole of Acquired Property | | Bank Corp. Taxes | |
| Municipal Courts | 21,611.37 | Other Miscellaneous Revenues | 247,854.34 | Added and Omitted Taxes | |
| PUBLIC SAFETY | | Total | 4,548,157.78 | Total Taxes Levied - ABSTRACT | 3,850,712.93 |
| Fire Protection | 8,500.00 | Prior Years Surplus Appropriated | 250,000.00 | Total Taxes Billed | 3,858,333.95 |
| Police Protection | 290,229.00 | REVENUES TOTAL | 4,798,157.78 | 1985 TAXES COLLECTED | 3,656,224.65 |
| Civil Defense & Disaster Control | | Reserve For Uncollected Taxes | 306,150.00 | 1985 Taxes Cancelled, Abated or Adjusted | 630.63 |
| Environmental Inspection & Control | 24,280.14 | CAPITAL OUTLAY TOTAL | 119,577.31 | Transfer to Tax Title Liens or Foreclosed | 33,951.00 |
| Other Public Safety | | Public Enterprises | | Balance Outstanding Dec. 31, 1985 | 167,527.67 |
| PUBLIC WORKS | | Recreation—Culture | 14,039.75 | PRIOR YEARS TAXES OUTSTANDING | |
| Streets and Drainage | 199,973.97 | Public Works | 95,926.84 | Balance January 1, 1985 | 183,038.97 |
| Sewers and Sewage Processing | | Buildings and Grounds | 9,610.72 | Collected in 1985 | 176,364.89 |
| Garbage and Trash Disposal | 14,282.42 | Library and Education | | Cancelled, Abated or Adjusted 1985 | 761.59 |
| Public Buildings and Grounds | 31,043.02 | Conservation | | Transfers to Tax Title Liens or Foreclosed | 4,438.30 |
| Other Public Works | | All Other | | Balance December 31, 1985 | 1,474.19 |
| HEALTH and WELFARE | | | | TAX TITLE LIENS OUTSTANDING | |
| Health Services Except Environmental | 24,557.66 | | | Balance January 1, 1985 | 119,045.81 |
| Welfare-Public Assistance | 3,950.00 | | | Transfer From Taxes | 38,853.16 |
| Hospitals, Clinics, First Aid | | | | Redeemed in 1985 | 71,705.77 |
| Animal, Insect, & Rodent Control | 3,321.00 | | | Cancelled, Abated or Adjusted (1985) | |
| Other Welfare Services | | | | Transfers to Foreclosed Property | |
| RECREATION and CONSERVATION | | | | Balance December 31, 1985 | 86,193.20 |
| Beaches and Boardwalks | | | | PROPERTY ACQUIRED BY DEED OR | |
| Parks, Playgrounds, Shade Trees | 10,443.00 | | | FORECLOSURE | |
| Land Reclamation & Conservation | | | | Balance January 1, 1985 | 68,400.00 |
| Other Recreational Services | 38.16 | | | Transfers From Taxes or Liens | |
| EDUCATION (excluding schools) | | | | Sale for Cash (1985) | |
| Libraries | | | | Cancelled, Abated or Adjusted (1985) | |
| Other Educational Services | | | | Balance December 31, 1985 | 68,400.00 |
| STATUTORY EXPENDITURES | | | | CURRENT FINANCES DECEMBER 31, 1985 | |
| Pensions & F. I. C. A. | 61,007.85 | | | ASSETS | |
| Employee Fringe Benefits | 31,519.30 | | | Cash Dec. 31, 1985 | 678,613.73 |
| Other Statutory Expenditures | 2,000.00 | | | Taxes Receivable | 169,001.86 |
| CETA And Other Public Employment Programs | | | | Tax Title Liens | 86,193.20 |
| MUNICIPAL FUNCTIONS TOTAL | 992,484.05 | | | Foreclosed Property | 68,400.00 |
| CAPITAL IMPROVEMENTS *MEMO* | 1,000.00 | | | Emergencies & Other Deferred Charges | 16,449.36 |
| DEBT SERVICE | | | | State and Federal Aid Receivable | 4,849.23 |
| Principal Payments | 70,000.00 | | | Other Receivables | 14,552.29 |
| Interest Payments | 84,890.00 | | | Total | 1,038,059.67 |
| DEFERRED CHARGES | 10,400.00 | | | LIABILITIES, RESERVES, AND SURPLUS | |
| SCHOOL, COUNTY, SPECIAL DISTRICT TAXES | 3,202,426.77 | | | Cash Liabilities | 118,944.22 |
| RESERVE FOR UNCOLLECTED TAXES | 306,150.00 | | | Reserves for Receivables | 338,147.35 |
| EXPENDITURES TOTAL | 4,666,350.82 | | | Surplus Dec. 31, 1985 | 580,968.10 |
| | | | | Total | 1,038,059.67 |

1303
Population 1980 **17,015**
Population 1985 **16,442**
S & P Rating
Moody Rating

General Tax Rate Per \$100. **6.96**
State Equalized Tax Rate **4.90**

ASBURY PARK CITY – MONMOUTH CO.
Form of Government:
Council-Manager (1923)
Number of Members on Governing Body – 5

PER CAPITA:
Gross Debt **662.24**
Net Debt **371.52**
Debt Service **46.55**
Total Tax Levy **567.39**
Municipal Expenditures **701.61**

PER CENT:
Gross Debt **7.19**
Net Debt **4.03**
Tax Levy Collected **90.75**
Tax Levy Cancelled, Abated or Adjusted **.21**

| EXPENDITURES | | REVENUES-REALIZED | | 1985 PROPERTY TAX | |
|--|----------------------|--|-----------------------|---|---------------------------------|
| GENERAL GOVERNMENT | | | | STATE EQUALIZED TAX RATE 1.64 | |
| Governing Body & Public Boards | | 1985 Property Taxes Collected | 8,426,539.70 | Local District School Taxes | 3,104,992.50 |
| Municipal Clerk | | 1985 Payments in Lieu of Taxes | 220,185.11 | Regional & Consolidated School Tax | |
| Financial Administration | 258,154.38 | Delinquent Tax & Lien Collections | 886,470.68 | School Taxes in Municipal Budget | .01 26,318.00 |
| Assessment of Taxes | 111,975.00 | Business Personalty Replacement Taxes | 466,926.12 | County Taxes | .47 * 878,994.59 |
| Collection of Taxes | 81,038.37 | Taxes from Public Utilities | 922,368.00 | County Library Taxes | |
| Planning, Housing & Development | 9,260.00 | Other Miscellaneous Tax Revenues | | Local Municipal Purpose Taxes | 2.78 5,240,482.00 |
| Human Resources | 800,466.72 | State Aid Revenues | 1,756,851.73 | Veteran & Senior Citizen Taxes | 65,800.00 |
| Elections | 13,487.14 | Federal Aid Revenues | | Total Taxes for Rate Computation | 4.90 9,316,587.09 |
| General Administration (other) | 904,537.84 | State and Local Fiscal Assistance Act Utilized | 481,188.00 | Special District Taxes | |
| JUDICIARY | | Sale of Acquired Property | 7,478.28 | Bank Corp. Taxes | 43,471.32 |
| Municipal Courts | 211,148.08 | Other Miscellaneous Revenues | 1,110,973.11 | Added and Omitted Taxes | 34,727.15 |
| PUBLIC SAFETY | | Total | 14,278,980.73 | Total Taxes Levied - ABSTRACT | 9,328,985.56 |
| Fire Protection | 1,566,966.35 | Prior Years Surplus Appropriated | 600,000.00 | Total Taxes Billed | 9,285,514.24 |
| Police Protection | 1,950,613.05 | REVENUES TOTAL | 14,878,980.73 | 1985 TAXES COLLECTED | 8,426,539.70 |
| Civil Defense & Disaster Control | 3,500.00 | Reserve For Uncollected Taxes | 933,922.97 | 1985 Taxes Cancelled, Abated or Adjusted | 19,499.06 |
| Environmental Inspection & Control | | CAPITAL OUTLAY TOTAL | 740,178.55 | Transfer to Tax Title Liens or Foreclosed | 123,601.99 |
| Other Public Safety | | | | Balance Outstanding Dec. 31, 1985 | 715,873.49 |
| PUBLIC WORKS | | | | PRIOR YEARS TAXES OUTSTANDING | |
| Streets and Drainage | 785,665.69 | Public Enterprises | | Balance January 1, 1985 | 868,729.06 |
| Sewers and Sewage Processing | 382,867.86 | Recreation—Culture | | Collected in 1985 | 715,608.21 |
| Garbage and Trash Disposal | 818,868.33 | Public Works | 594,916.55 | Cancelled, Abated or Adjusted 1985 | |
| Public Buildings and Grounds | 83,081.70 | Buildings and Grounds | 145,262.00 | Transfers to Tax Title Liens or Foreclosed | 103,537.64 |
| Other Public Works | 84,434.25 | Library and Education | | Balance December 31, 1985 | 49,583.21 |
| HEALTH and WELFARE | | Conservation | | TAX TITLE LIENS OUTSTANDING | |
| Health Services Except Environmental | 88,007.00 | All Other | | Balance January 1, 1985 | 397,466.65 |
| Welfare-Public Assistance | 120,941.36 | CAPITAL DEBT AUTHORIZED, DECEMBER 31, 1985 | | Transfer From Taxes | 254,816.06 |
| Hospitals, Clinics, First Aid | | ISSUED AND UNISSUED | | Redeemed in 1985 | 170,862.47 |
| Animal, Insect, & Rodent Control | | School | 4,780,000 | Cancelled, Abated or Adjusted (1985) | |
| Other Welfare Services | | Self-liquidating | | Transfers to Foreclosed Property | 83,738.00 |
| RECREATION and CONSERVATION | | Other | 6,108,500 | Balance December 31, 1985 | 397,682.24 |
| Beaches and Boardwalks | | Total | 10,888,500 | PROPERTY ACQUIRED BY DEED OR FORECLOSURE | |
| Parks, Playgrounds, Shade Trees | 18,581.84 | ISSUED AND OUTSTANDING | | Balance January 1, 1985 | 900,762.00 |
| Land Reclamation & Conservation | | School | 4,780,000.00 | Transfers From Taxes or Liens | 83,738.00 |
| Other Recreational Services | 25,000.00 | Self-Liquidating | | Sale for Cash (1985) | |
| EDUCATION (excluding schools) | | Other | 3,891,000.00 | Cancelled, Abated or Adjusted (1985) | |
| Libraries | 190,150.00 | Total | 8,671,000.00 | Balance December 31, 1985 | 984,500.00 |
| Other Educational Services | | EQUALIZED VALUATION BASIS | | CURRENT FINANCES DECEMBER 31, 1985 | |
| STATUTORY EXPENDITURES | | FOR NET DEBT COMPUTATION | 151,412,362 | ASSETS | |
| Pensions & F. I. C. A. | 1,156,366.80 | REAL PROPERTY VALUATIONS | | Cash Dec. 31, 1985 | 1,068,825.30 |
| Employee Fringe Benefits | | Code Class # of Parcels % VAL'N | | Taxes Receivable | 765,456.70 |
| Other Statutory Expenditures | | 1 Vacant Land 233 1.26 | 1,550,050.00 | Tax Title Liens | 397,682.24 |
| CETA And Other Public Employment Programs | | 2 Residential 2192 47.68 | 58,510,400.00 | Foreclosed Property | 984,500.00 |
| MUNICIPAL FUNCTIONS TOTAL | 9,665,111.76 | 3 Farm | | Emergencies & Other Deferred Charges | |
| CAPITAL IMPROVEMENTS *MEMO* | 25,000.00 | 4a Commercial 389 19.68 | 24,144,950.00 | State and Federal Aid Receivable | 397,956.42 |
| DEBT SERVICE | | 4b Industrial 6 .84 | 1,027,500.00 | Other Receivables | 58,067.12 |
| Principal Payments | 361,000.00 | 4c Apartments 336 30.54 | 37,478,400.00 | Total | 3,672,487.78 |
| Interest Payments | 404,351.50 | Total 3156 | 122,711,300.00 | LIABILITIES, RESERVES, AND SURPLUS | |
| TYPE I SCHL DEBT *MEMO | 243,045.50 | Land Area 1.50 Sq. Miles | | Cash Liabilities | 771,669.06 |
| DEFERRED CHARGES | 171,499.03 | Net Valuation Taxable-Municipal | 132,914,965 | Reserves for Receivables | 2,205,706.06 |
| SCHOOL, COUNTY, SPECIAL DISTRICT TAXES | 4,010,305.09 | Net Valuation Taxable-County | 164,264,283 | Surplus Dec. 31, 1985 | 695,112.66 |
| RESERVE FOR UNCOLLECTED TAXES | 933,922.97 | State Equalized Valuation | 184,484,733 | Total | 3,672,487.78 |
| EXPENDITURES TOTAL | 15,546,190.35 | State Equalization Ratio | 70.41 | | |

1985/3000

* ABOVE DEBT SERVICE INCLUDES TYPE I SCHOOL DEBT

*Includes County Health Service Taxes or County Vocational School Taxes. See Table 13.

0102
Population 1980 40,199
Population 1985 37,140
S & P Rating A-
Moody Rating BAA1

General Tax Rate Per \$100. 3.88
State Equalized Tax Rate 4.38

ATLANTIC CITY CITY - ATLANTIC COUNTY
Form of Government:
Mayor-Council Plan D (OMCL 50)
Number of Members on Governing Body - 5

PER CAPITA:
Gross Debt 955.99
Net Debt 731.68
Debt Service 94.82
Total Tax Levy 2,468.18
Municipal Expenditures 2,376.71

PER CENT:
Gross Debt 1.02
Net Debt .78
Tax Levy Collected 88.59
Tax Levy Cancelled, Abated or Adjusted .05

| EXPENDITURES | | REVENUES-REALIZED | | 1985 PROPERTY TAX | |
|---|----------------|--|--------------------|--|--------------------|
| GENERAL GOVERNMENT | | | | STATE EQUALIZED TAX RATE | |
| Governing Body & Public Boards | 1,731,726.73 | 1985 Property Taxes Collected | 81,153,765.80 | Local District School Taxes .82 | 16,508,396.50 |
| Municipal Clerk | 421,136.00 | 1985 Payments in Lieu of Taxes | 1,579,201.71 | Regional & Consolidated School Tax | |
| Financial Administration | 1,239,643.25 | Delinquent Tax & Lien Collections | 6,741,720.02 | School Taxes in Municipal Budget | |
| Assessment of Taxes | 295,781.10 | Business Personalty Replacement Taxes | 1,699,035.12 | County Taxes | .97 19,518,212.07 |
| Collection of Taxes | 463,131.58 | Taxes from Public Utilities | 6,413,130.00 | County Library Taxes | |
| Planning, Housing & Development | 579,527.71 | Other Miscellaneous Tax Revenues | 2,078,091.05 | Local Municipal Purpose Taxes | 2.58 51,593,553.19 |
| Human Resources | 657,454.48 | State Aid Revenues | 158,623.98 | Veteran & Senior Citizen Taxes | 323,400.00 |
| Elections | | Federal Aid Revenues | 1,136,416.00 | Total Taxes for Rate Computation | 4.37 87,943,561.76 |
| General Administration (other) | 11,052,837.61 | State and Local Fiscal Assistance Act Utilized | | Special District Taxes | |
| JUDICIARY | | Sale of Acquired Property | | Bank Corp. Taxes | 72,868.45 |
| Municipal Courts | 875,440.37 | Other Miscellaneous Revenues | 10,514,535.97 | Added and Omitted Taxes | 3,975,248.16 |
| PUBLIC SAFETY | | Total | 111,474,519.65 | Total Taxes Levied - ABSTRACT | 91,668,278.37 |
| Fire Protection | 11,998,119.78 | Prior Years Surplus Appropriated | 7,900,000.00 | Total Taxes Billed | 91,601,137.15 |
| Police Protection | 22,079,964.28 | REVENUES TOTAL | 119,374,519.65 | 1985 TAXES COLLECTED | 81,153,765.80 |
| Civil Defense & Disaster Control | 111,541.37 | Reserve For Uncollected Taxes | 5,766,528.66 | 1985 Taxes Cancelled, Abated or Adjusted | 41,282.19 |
| Environmental Inspection & Control | 2,053,138.55 | CAPITAL OUTLAY TOTAL | 5,195,778.69 | Transfer to Tax Title Liens or Foreclosed | 288,488.93 |
| Other Public Safety | 73,602.48 | | | Balance Outstanding Dec. 31, 1985 | 10,117,600.23 |
| PUBLIC WORKS | | | | PRIOR YEARS TAXES OUTSTANDING | |
| Streets and Drainage | 17,355.29 | Public Enterprises | 317,954.46 | Balance January 1, 1985 | 9,149,419.08 |
| Sewers and Sewage Processing | 3,377,909.80 | Recreation—Culture | | Collected in 1985 | 5,994,861.65 |
| Garbage and Trash Disposal | | Public Works | 4,877,824.23 | Cancelled, Abated or Adjusted 1985 | 894,299.81 |
| Public Buildings and Grounds | 3,308,857.13 | Buildings and Grounds | | Transfers to Tax Title Liens or Foreclosed | 935,687.30 |
| Other Public Works | 958,266.19 | Library and Education | | Balance December 31, 1985 | 1,324,570.32 |
| HEALTH and WELFARE | | Conservation | | TAX TITLE LIENS OUTSTANDING | |
| Health Services Except Environmental | 2,133,291.58 | All Other | | Balance January 1, 1985 | 1,191,122.57 |
| Welfare-Public Assistance | 943,961.15 | CAPITAL DEBT AUTHORIZED, DECEMBER 31, 1985 | | Transfer From Taxes | 368,186.14 |
| Hospitals, Clinics, First Aid | | ISSUED AND UNISSUED | | Redeemed in 1985 | 746,858.37 |
| Animal, Insect, & Rodent Control | 1,125.00 | GROSS DEBT | 3,201,000 | Cancelled, Abated or Adjusted (1985) | 1,716.91 |
| Other Welfare Services | | School | 4,644,000 | Transfers to Foreclosed Property | |
| RECREATION and CONSERVATION | | Self-liquidating | 27,660,429 | Balance December 31, 1985 | 810,733.43 |
| Beaches and Boardwalks | 2,018,134.28 | Other | 27,174,429 | PROPERTY ACQUIRED BY DEED OR | |
| Parks, Playgrounds, Shade Trees | 830,470.21 | Total | 35,505,429 | FORECLOSURE | |
| Land Reclamation & Conservation | 359,762.90 | ISSUED AND OUTSTANDING | | Balance January 1, 1985 | 7,829,372.00 |
| Other Recreational Services | 584,100.31 | School | 3,201,000.00 | Transfers From Taxes or Liens | 873,613.23 |
| EDUCATION (excluding schools) | | Self-Liquidating | 266,000.00 | Sale for Cash (1985) | |
| Libraries | 1,372,983.30 | Other | 25,749,000.00 | Cancelled, Abated or Adjusted (1985) | |
| Other Educational Services | 166,767.42 | Total | 29,216,000.00 | Balance December 31, 1985 | 8,702,985.23 |
| STATUTORY EXPENDITURES | | EQUALIZED VALUATION BASIS | | CURRENT FINANCES DECEMBER 31, 1985 | |
| Pensions & F. I. C. A. | 7,165,366.34 | FOR NET DEBT COMPUTATION | 3,475,049,739 | ASSETS | |
| Employee Fringe Benefits | | REAL PROPERTY VALUATIONS | | Cash Dec. 31, 1985 | 8,310,575.46 |
| Other Statutory Expenditures | 101,000.00 | Code Class # of Parcels % VAL'N | ASSESSED VALUATION | Taxes Receivable | 11,442,170.55 |
| CETA And Other Public Employment Programs | | 1 Vacant Land 2948 8.10 | 182,157,825.00 | Tax Title Liens | 810,733.43 |
| MUNICIPAL FUNCTIONS TOTAL | 76,972,396.19 | 2 Residential 9658 9.63 | 216,377,775.00 | Foreclosed Property | 8,702,985.23 |
| CAPITAL IMPROVEMENTS *MEMO* | 155,000.00 | 3 Farm | | Emergencies & Other Deferred Charges | 1,446,500.00 |
| DEBT SERVICE | | 4a Commercial 2237 77.63 | 1,745,175,550.00 | State and Federal Aid Receivable | 20,881.97 |
| Principal Payments | 1,645,000.00 | 4b Industrial 15 .24 | 5,452,000.00 | Other Receivables | 2,441,582.96 |
| Interest Payments | 1,876,461.22 | 4c Apartments 283 4.40 | 98,889,400.00 | Total | 33,175,429.60 |
| TYPE I SCHL DEBT *MEMO | 471,140.00 | Total 15141 | 2,248,052,550.00 | LIABILITIES, RESERVES, AND SURPLUS | |
| DEFERRED CHARGES | 2,010,801.28 | Land Area 11.84 Sq. Miles | | Cash Liabilities | 6,372,769.02 |
| SCHOOL, COUNTY, SPECIAL DISTRICT TAXES | 36,026,608.57 | Net Valuation Taxable-Municipal | 2,260,729,850 | Reserves for Receivables | 23,265,563.17 |
| RESERVE FOR UNCOLLECTED TAXES | 5,766,528.66 | Net Valuation Taxable-County | 1,510,604,883 | Surplus Dec. 31, 1985 | 3,537,097.41 |
| EXPENDITURES TOTAL | 124,297,795.92 | State Equalized Valuation | 4,495,663,353 | Total | 33,175,429.60 |
| | | State Equalization Ratio | 112.84 | | |

1985/3000

* ABOVE DEBT SERVICE INCLUDES TYPE I SCHOOL DEBT

1304
 Population 1980 **4,950**
 Population 1985 **5,058**
 S & P Rating
 Moody Rating **A**

General Tax Rate Per \$100. **2.72**
 State Equalized Tax Rate **2.61**

ATLANTIC HIGHLANDS – MONMOUTH CO.
Form of Government:
Borough Council
Number of Members on Governing Body – 6

PER CAPITA:
 Gross Debt **1,083.65**
 Net Debt **294.99**
 Debt Service **55.20**
 Total Tax Levy **783.04**
 Municipal Expenditures **449.50**

PER CENT:
 Gross Debt **4.02**
 Net Debt **1.09**
 Tax Levy Collected **95.95**
 Tax Levy Cancelled, Abated or Adjusted **.06**

| EXPENDITURES | | REVENUES-REALIZED | | 1985 PROPERTY TAX | |
|--|---------------------|---|-----------------------|---|---------------------|
| GENERAL GOVERNMENT | | | | STATE EQUALIZED TAX RATE → .60 | |
| Governing Body & Public Boards | | 1985 Property Taxes Collected | 3,792,469.17 | Local District School Taxes | 901,276.00 |
| Municipal Clerk | | 1985 Payments in Lieu of Taxes | | Regional & Consolidated School Tax | 1,120,650.47 |
| Financial Administration | 20,300.00 | Delinquent Tax & Lien Collections | 176,348.00 | School Taxes in Municipal Budget | |
| Assessment of Taxes | 11,660.08 | Business Personality Replacement Taxes | 33,875.44 | County Taxes | * 746,084.06 |
| Collection of Taxes | 34,300.00 | Taxes from Public Utilities | 234,922.00 | County Library Taxes | .02 |
| Planning, Housing & Development | 11,266.00 | Other Miscellaneous Tax Revenues | | Local Municipal Purpose Taxes | .75 |
| Human Resources | 21,964.21 | State Aid Revenues | 70,328.37 | Veteran & Senior Citizen Taxes | 43,700.00 |
| Elections | 1,500.00 | Federal Aid Revenues | | Total Taxes for Rate Computation | 2.60 |
| General Administration (other) | 189,224.87 | State and Local Fiscal Assistance Act Utilized | 44,340.50 | Special District Taxes | |
| JUDICIARY | | Sale of Acquired Property | 322,702.99 | Bank Corp. Taxes | 8,193.61 |
| Municipal Courts | 40,571.60 | Other Miscellaneous Revenues | 4,674,986.47 | Added and Omitted Taxes | 19,374.20 |
| PUBLIC SAFETY | | Total | 5,029,986.47 | Total Taxes Levied - ABSTRACT | 3,960,604.78 |
| Fire Protection | 53,066.00 | Prior Years Surplus Appropriated | 355,000.00 | Total Taxes Billed | 3,952,411.17 |
| Police Protection | 476,973.17 | REVENUES TOTAL | 5,029,986.47 | 1985 TAXES COLLECTED | 3,792,469.17 |
| Civil Defense & Disaster Control | 1,000.00 | Reserve For Uncollected Taxes | 390,470.16 | 1985 Taxes Cancelled, Abated or Adjusted | 2,417.56 |
| Environmental Inspection & Control | 12,154.93 | | | Transfer to Tax Title Liens or Foreclosed | 9,038.78 |
| Other Public Safety | | CAPITAL OUTLAY TOTAL | 1,201,786.31 | Balance Outstanding Dec. 31, 1985 | 148,485.66 |
| PUBLIC WORKS | | | | PRIOR YEARS TAXES OUTSTANDING | |
| Streets and Drainage | 213,675.00 | Public Enterprises | 611,854.44 | Balance January 1, 1985 | 165,538.88 |
| Sewers and Sewage Processing | | Recreation—Culture | | Collected in 1985 | 163,989.71 |
| Garbage and Trash Disposal | 137,651.22 | Public Works | 199,175.93 | Cancelled, Abated or Adjusted 1985 | 430.49 |
| Public Buildings and Grounds | 89,300.00 | Buildings and Grounds | 390,755.94 | Transfers to Tax Title Liens or Foreclosed | 1,118.68 |
| Other Public Works | 27,900.00 | Library and Education | | Balance December 31, 1985 | |
| HEALTH and WELFARE | | Conservation | | TAX TITLE LIENS OUTSTANDING | |
| Health Services Except Environmental | 3,400.00 | All Other | | Balance January 1, 1985 | 27,267.70 |
| Welfare-Public Assistance | 12,128.00 | | | Transfer From Taxes | 10,307.10 |
| Hospitals, Clinics, First Aid | | CAPITAL DEBT AUTHORIZED, DECEMBER 31, 1985 | | Redeemed in 1985 | 12,358.29 |
| Animal, Insect, & Rodent Control | | ISSUED AND UNISSUED GROSS DEBT | | Cancelled, Abated or Adjusted (1985) | |
| Other Welfare Services | | School | 48,662 | Transfers to Foreclosed Property | |
| RECREATION and CONSERVATION | | Self-liquidating | 3,940,366 | Balance December 31, 1985 | 25,216.51 |
| Beaches and Boardwalks | | Other | 1,492,050 | PROPERTY ACQUIRED BY DEED OR FORECLOSURE | |
| Parks, Playgrounds, Shade Trees | 23,688.00 | Total | 5,481,078 | Balance January 1, 1985 | 54,050.00 |
| Land Reclamation & Conservation | | | | Transfers From Taxes or Liens | |
| Other Recreational Services | 1,500.00 | ISSUED AND OUTSTANDING | | Sale for Cash (1985) | 15,410.00 |
| EDUCATION (excluding schools) | | School | 48,662.19 | Cancelled, Abated or Adjusted (1985) | 2,790.00 |
| Libraries | 20,300.00 | Self-liquidating | 2,175,082.61 | Balance December 31, 1985 | 35,850.00 |
| Other Educational Services | | Other | 1,335,550.00 | CURRENT FINANCES DECEMBER 31, 1985 | |
| STATUTORY EXPENDITURES | | Total | 3,559,294.80 | ASSETS | |
| Pensions & F. I. C. A. | 124,442.87 | EQUALIZED VALUATION BASIS FOR NET DEBT COMPUTATION | 136,456,479 | Cash Dec. 31, 1985 | 834,055.51 |
| Employee Fringe Benefits | 55,000.00 | REAL PROPERTY VALUATIONS | | Taxes Receivable | 148,485.66 |
| Other Statutory Expenditures | 4,000.00 | Code Class # of Parcels % VAL'N | | Tax Title Liens | 25,216.51 |
| CETA And Other Public Employment Programs | | 1 Vacant Land 212 2.83 | 4,028,300.00 | Foreclosed Property | 35,850.00 |
| MUNICIPAL FUNCTIONS TOTAL | 1,586,965.95 | 2 Residential 1383 81.64 | 116,388,300.00 | Emergencies & Other Deferred Charges | 30,982.10 |
| CAPITAL IMPROVEMENTS *MEMO* | 15,000.00 | 3 Farm 1 200.00 | 200.00 | State and Federal Aid Receivable | 1,422.60 |
| DEBT SERVICE | | 4a Commercial 92 9.94 | 14,173,500.00 | Other Receivables | 11,424.83 |
| Principal Payments | 195,800.00 | 4b Industrial 3 .32 | 459,300.00 | Total | 1,087,437.21 |
| Interest Payments | 83,420.86 | 4c Apartments 9 5.26 | 7,505,300.00 | LIABILITIES, RESERVES, AND SURPLUS | |
| | | Total 1700 | 142,554,900.00 | Cash Liabilities | 249,170.79 |
| DEFERRED CHARGES | 16,929.61 | Land Area 1.20 Sq. Miles | | Reserves for Receivables | 220,977.00 |
| SCHOOL, COUNTY, SPECIAL DISTRICT TAXES | 2,795,197.78 | Net Valuation Taxable-Municipal | 144,815,825 | Surplus Dec. 31, 1985 | 617,289.42 |
| RESERVE FOR UNCOLLECTED TAXES | 390,470.16 | Net Valuation Taxable-County | 138,026,768 | Total | 1,087,437.21 |
| EXPENDITURES TOTAL | 5,068,784.36 | State Equalized Valuation | 150,817,511 | | |
| | | State Equalization Ratio | 95.96 | | |

0401
 Population 1980 **9,533**
 Population 1985 **9,438**
 S & P Rating **A-**
 Moody Rating **A**

General Tax Rate Per \$100. **6.18**
 State Equalized Tax Rate **3.00**

AUDUBON BOROUGH - CAMDEN COUNTY
Form of Government:
Commission (1911)
Number of Members on Governing Body - 3

PER CAPITA:
 Gross Debt **317.16**
 Net Debt **84.49**
 Debt Service **16.88**
 Total Tax Levy **635.23**
 Municipal Expenditures **289.45**

PER CENT:
 Gross Debt **1.62**
 Net Debt **.43**
 Tax Levy Collected **96.19**
 Tax Levy Cancelled, Abated or Adjusted **1.82**

| EXPENDITURES | | REVENUES-REALIZED | | 1985 PROPERTY TAX | |
|---|---------------------|--|----------------------|--|---------------------|
| GENERAL GOVERNMENT | | | | STATE EQUALIZED TAX RATE | |
| Governing Body & Public Boards | | 1985 Property Taxes Collected | 5,758,758.91 | Local District School Taxes | 1.51 |
| Municipal Clerk | | 1985 Payments in Lieu of Taxes | | Regional & Consolidated School Tax | |
| Financial Administration | 15,300.00 | Delinquent Tax & Lien Collections | 112,508.89 | School Taxes in Municipal Budget | |
| Assessment of Taxes | 99,895.41 | Business Personalty Replacement Taxes | 149,536.64 | County Taxes | 1.10 |
| Collection of Taxes | 96,079.53 | Taxes from Public Utilities | 621,921.00 | County Library Taxes | |
| Planning, Housing & Development | 9,350.00 | Other Miscellaneous Tax Revenues | | Local Municipal Purpose Taxes | .38 |
| Human Resources | 2,500.00 | State Aid Revenues | 124,412.62 | Veteran & Senior Citizen Taxes | |
| Elections | 12,500.00 | Federal Aid Revenues | | Total Taxes for Rate Computation | 2.99 |
| General Administration (other) | 303,993.55 | State and Local Fiscal Assistance Act Utilized | 40,509.42 | Special District Taxes | |
| JUDICIARY. | | Sale of Acquired Property | | Bank Corp. Taxes | 10,402.05 |
| Municipal Courts | 51,546.32 | Other Miscellaneous Revenues | 464,057.73 | Added and Omitted Taxes | 18,857.01 |
| PUBLIC SAFETY | | Total | 7,271,705.21 | Total Taxes Levied - ABSTRACT | 5,995,314.86 |
| Fire Protection | 71,247.00 | Prior Years Surplus Appropriated | 410,000.00 | Total Taxes Billed | 5,986,672.93 |
| Police Protection | 521,468.94 | REVENUES TOTAL | 7,681,705.21 | 1985 TAXES COLLECTED | 5,758,758.91 |
| Civil Defense & Disaster Control | 7,030.00 | Reserve For Uncollected Taxes | 179,996.03 | 1985 Taxes Cancelled, Abated or Adjusted | 109,201.42 |
| Environmental Inspection & Control | 15,460.00 | CAPITAL OUTLAY TOTAL | 202,236.10 | Transfer to Tax Title Liens or Foreclosed | 7,485.02 |
| Other Public Safety | | | | Balance Outstanding Dec. 31, 1985 | 111,227.58 |
| PUBLIC WORKS | | | | PRIOR YEARS TAXES OUTSTANDING | |
| Streets and Drainage | 204,597.50 | Public Enterprises | | Balance January 1, 1985 | 127,624.96 |
| Sewers and Sewage Processing | 87,612.32 | Recreation—Culture | | Collected in 1985 | 90,764.76 |
| Garbage and Trash Disposal | 401,091.68 | Public Works | 173,491.82 | Cancelled, Abated or Adjusted 1985 | 30,774.80 |
| Public Buildings and Grounds | 12,300.00 | Buildings and Grounds | 28,744.28 | Transfers to Tax Title Liens or Foreclosed | 6,072.46 |
| Other Public Works | 105,868.40 | Library and Education | | Balance December 31, 1985 | 12.94 |
| HEALTH and WELFARE | | Conservation | | TAX TITLE LIENS OUTSTANDING | |
| Health Services Except Environmental | 2,825.00 | All Other | | Balance January 1, 1985 | 12,425.77 |
| Welfare-Public Assistance | 5,747.88 | CAPITAL DEBT AUTHORIZED, DECEMBER 31, 1985 | | Transfer From Taxes | 14,977.45 |
| Hospitals, Clinics, First Aid | | ISSUED AND UNISSUED | | Redeemed in 1985 | 21,744.13 |
| Animal, Insect, & Rodent Control | | School | 2,196,000 | Cancelled, Abated or Adjusted (1985) | |
| Other Welfare Services | | Self-Liquidating | | Transfers to Foreclosed Property | |
| RECREATION and CONSERVATION | | Other | 797,400 | Balance December 31, 1985 | 5,659.09 |
| Beaches and Boardwalks | | Total | 2,993,400 | PROPERTY ACQUIRED BY DEED OR | |
| Parks, Playgrounds, Shade Trees | 3,600.00 | ISSUED AND OUTSTANDING | | FORECLOSURE | |
| Land Reclamation & Conservation | | School | 2,196,000.00 | Balance January 1, 1985 | 285.00 |
| Other Recreational Services | 7,400.00 | Self-Liquidating | | Transfers From Taxes or Liens | |
| EDUCATION (excluding schools) | | Other | 797,400.00 | Sale for Cash (1985) | |
| Libraries | 63,415.34 | Total | 2,993,400.00 | Cancelled, Abated or Adjusted (1985) | |
| Other Educational Services | 200.00 | EQUALIZED VALUATION BASIS | | Balance December 31, 1985 | 285.00 |
| STATUTORY EXPENDITURES | | FOR NET DEBT COMPUTATION | 185,310,066 | CURRENT FINANCES DECEMBER 31, 1985 | |
| Pensions & F. I. C. A. | 199,242.00 | REAL PROPERTY VALUATIONS | | ASSETS | |
| Employee Fringe Benefits | 68,860.00 | Code Class # of Parcels % VAL'N | | Cash Dec. 31, 1985 | 1,798,074.29 |
| Other Statutory Expenditures | 9,800.00 | 1 Vacant Land 70 .41 | 398,400.00 | Taxes Receivable | 111,240.52 |
| CETA And Other Public Employment Programs | | 2 Residential 2952 79.35 | 76,363,600.00 | Tax Title Liens | 5,659.09 |
| MUNICIPAL FUNCTIONS TOTAL | 2,378,930.87 | 3 Farm | | Foreclosed Property | 285.00 |
| CAPITAL IMPROVEMENTS *MEMO* | 10,000.00 | 4a Commercial 148 17.46 | 16,800,700.00 | Emergencies & Other Deferred Charges | 149,172.43 |
| DEBT SERVICE | | 4b Industrial 3 .31 | 295,500.00 | State and Federal Aid Receivable | |
| Principal Payments | 110,800.00 | 4c Apartments 12 2.47 | 2,376,300.00 | Other Receivables | 8,109.13 |
| Interest Payments | 48,512.59 | Total 3185 | 96,234,500.00 | Total | 2,072,540.46 |
| DEFERRED CHARGES | 13,597.05 | Land Area 1.48 Sq. Miles | | LIABILITIES, RESERVES, AND SURPLUS | |
| SCHOOL, COUNTY, SPECIAL DISTRICT TAXES | 5,199,567.06 | Net Valuation Taxable-Municipal | 96,644,668 | Cash Liabilities | 1,614,634.17 |
| RESERVE FOR UNCOLLECTED TAXES | 179,996.03 | Net Valuation Taxable-County | 190,016,690 | Reserves for Receivables | 125,293.74 |
| EXPENDITURES TOTAL | 7,931,403.60 | State Equalized Valuation | 198,709,158 | Surplus Dec. 31, 1985 | 332,612.55 |
| | | State Equalization Ratio | 48.53 | Total | 2,072,540.46 |

0402
 Population 1980 **1,274**
 Population 1985 **1,288**
 S & P Rating
 Moody Rating

General Tax Rate Per \$100. **6.66**
 State Equalized Tax Rate **6.73**

AUDUBON PARK BOROUGH – CAMDEN CO.
Form of Government:
Borough Council
Number of Members on Governing Body – 6

PER CAPITA:
 Gross Debt **31.06**
 Net Debt **31.06**
 Debt Service
 Total Tax Levy **199.25**
 Municipal Expenditures **164.18**

PER CENT:
 Gross Debt **1.06**
 Net Debt **1.06**
 Tax Levy Collected **100.00**
 Tax Levy Cancelled, Abated or Adjusted

| EXPENDITURES | | REVENUES-REALIZED | | 1985 PROPERTY TAX | |
|---|-------------------|-------------------|--|---|--|
| GENERAL GOVERNMENT | | | | STATE EQUALIZED TAX RATE 3.13 | |
| Governing Body & Public Boards | | | | Local District School Taxes 119,570.00 | |
| Municipal Clerk | | | | Regional & Consolidated School Tax | |
| Financial Administration | 8,617.00 | | | School Taxes in Municipal Budget | |
| Assessment of Taxes | 625.00 | | | County Taxes 1.20 | |
| Collection of Taxes | 497.00 | | | County Library Taxes .03 | |
| Planning, Housing & Development | | | | Local Municipal Purpose Taxes 2.36 | |
| Human Resources | | | | Veteran & Senior Citizen Taxes | |
| Elections | 1,950.00 | | | Total Taxes for Rate Computation 6.72 | |
| General Administration (other) | 37,097.00 | | | Special District Taxes | |
| JUDICIARY | | | | Bank Corp. Taxes | |
| Municipal Courts | 8,471.00 | | | Added and Omitted Taxes | |
| PUBLIC SAFETY | | | | Total Taxes Levied - ABSTRACT 256,633.69 | |
| Fire Protection | 7,800.00 | | | Total Taxes Billed 256,699.39 | |
| Police Protection | 103,656.50 | | | 1985 TAXES COLLECTED 256,699.39 | |
| Civil Defense & Disaster Control | 50.00 | | | 1985 Taxes Cancelled, Abated or Adjusted | |
| Environmental Inspection & Control | | | | Transfer to Tax Title Liens or Foreclosed | |
| Other Public Safety | | | | Balance Outstanding Dec. 31, 1985 | |
| PUBLIC WORKS | | | | PRIOR YEARS TAXES OUTSTANDING | |
| Streets and Drainage | 1,000.00 | | | Balance January 1, 1985 | |
| Sewers and Sewage Processing | | | | Collected in 1985 | |
| Garbage and Trash Disposal | 4,728.50 | | | Cancelled, Abated or Adjusted 1985 | |
| Public Buildings and Grounds | | | | Transfers to Tax Title Liens or Foreclosed | |
| Other Public Works | | | | Balance December 31, 1985 | |
| HEALTH and WELFARE | | | | TAX TITLE LIENS OUTSTANDING | |
| Health Services Except Environmental | 2,113.50 | | | Balance January 1, 1985 | |
| Welfare-Public Assistance | 2,605.00 | | | Transfer From Taxes | |
| Hospitals, Clinics, First Aid | | | | Redeemed in 1985 | |
| Animal, Insect, & Rodent Control | | | | Cancelled, Abated or Adjusted (1985) | |
| Other Welfare Services | | | | Transfers to Foreclosed Property | |
| RECREATION and CONSERVATION | | | | Balance December 31, 1985 | |
| Beaches and Boardwalks | 250.00 | | | PROPERTY ACQUIRED BY DEED OR | |
| Parks, Playgrounds, Shade Trees | | | | FORECLOSURE | |
| Land Reclamation & Conservation | 3,050.00 | | | Balance January 1, 1985 | |
| Other Recreational Services | | | | Transfers From Taxes or Liens | |
| EDUCATION (excluding schools) | | | | Sale for Cash (1985) | |
| Libraries | 3,205.46 | | | Cancelled, Abated or Adjusted (1985) | |
| Other Educational Services | | | | Balance December 31, 1985 | |
| STATUTORY EXPENDITURES | | | | CURRENT FINANCES DECEMBER 31, 1985 | |
| Pensions & F. I. C. A. | 17,003.64 | | | ASSETS | |
| Employee Fringe Benefits | 5,950.00 | | | Cash Dec. 31, 1985 | |
| Other Statutory Expenditures | 1,784.53 | | | Taxes Receivable | |
| CETA And Other Public Employment Programs | | | | Tax Title Liens | |
| MUNICIPAL FUNCTIONS TOTAL | 210,454.13 | | | Foreclosed Property | |
| CAPITAL IMPROVEMENTS *MEMO* | | | | Emergencies & Other Deferred Charges | |
| DEBT SERVICE | | | | State and Federal Aid Receivable | |
| Principal Payments | | | | Other Receivables | |
| Interest Payments | | | | Total | |
| DEFERRED CHARGES | 1,010.86 | | | LIABILITIES, RESERVES, AND SURPLUS | |
| SCHOOL, COUNTY, SPECIAL DISTRICT TAXES | 166,633.69 | | | Cash Liabilities | |
| RESERVE FOR UNCOLLECTED TAXES | | | | Reserves for Receivables | |
| EXPENDITURES TOTAL | 378,098.68 | | | Surplus Dec. 31, 1985 | |
| | | | | Total | |

0501
Population 1980 2,162
Population 1985 2,336
S & P Rating
Moody Rating A

General Tax Rate Per \$100.

State Equalized Tax Rate .87
.89

AVALON BOROUGH – CAPE MAY COUNTY
Form of Government:
Mayor–Council Plan B (OMCL 50)
Number of Members on Governing Body – 5

PER CAPITA:
Gross Debt 5,572.01
Net Debt 2,859.55
Debt Service 186.12
Total Tax Levy 3,100.00
Municipal Expenditures 2,082.86
PER CENT:
Gross Debt 1.74
Net Debt .89
Tax Levy Collected 96.37
Tax Levy Cancelled, Abated or Adjusted .04

| EXPENDITURES | | REVENUES-REALIZED | | 1985 PROPERTY TAX | |
|---|--------------|--|--|--|--|
| GENERAL GOVERNMENT | | | | STATE EQUALIZED TAX RATE .12 | |
| Governing Body & Public Boards | 44,545.75 | 1985 Property Taxes Collected 6,968,922.48 | | Local District School Taxes 1,013,633.50 | |
| Municipal Clerk | 72,562.00 | 1985 Payments in Lieu of Taxes 213,112.28 | | Regional & Consolidated School Tax | |
| Financial Administration | 54,686.00 | Delinquent Tax & Lien Collections 31,032.60 | | School Taxes in Municipal Budget | |
| Assessment of Taxes | 43,673.49 | Business Personalty Replacement Taxes 457,602.00 | | County Taxes .40 | |
| Collection of Taxes | 40,644.00 | Taxes from Public Utilities 7,950.41 | | County Library Taxes .02 | |
| Planning, Housing & Development | 45,169.89 | Other Miscellaneous Tax Revenues 12,707.57 | | Local Municipal Purpose Taxes .34 | |
| Human Resources | 4,850.00 | State Aid Revenues 56,046.00 | | Veteran & Senior Citizen Taxes | |
| Elections | 323,443.85 | Federal Aid Revenues | | Total Taxes for Rate Computation .88 | |
| General Administration (other) | 40,160.00 | State and Local Fiscal Assistance Act Utilized | | Special District Taxes | |
| JUDICIARY | 45,896.00 | Sale of Acquired Property | | Bank Corp. Taxes | |
| Municipal Courts | 812,836.24 | Other Miscellaneous Revenues | | Added and Omitted Taxes | |
| PUBLIC SAFETY | 5,761.00 | Total 8,604,071.96 | | Total Taxes Levied - ABSTRACT | |
| Fire Protection | 96,186.86 | Prior Years Surplus Appropriated | | Total Taxes Billed | |
| Police Protection | 96,186.86 | REVENUES TOTAL 9,504,071.96 | | 1985 TAXES COLLECTED | |
| Civil Defense & Disaster Control | | Reserve For Uncollected Taxes 436,322.07 | | 1985 Taxes Cancelled, Abated or Adjusted | |
| Environmental Inspection & Control | | CAPITAL OUTLAY TOTAL 1,525,386.08 | | Transfer to Tax Title Liens or Foreclosed | |
| Other Public Safety | | | | Balance Outstanding Dec. 31, 1985 | |
| PUBLIC WORKS | 465,187.04 | Public Enterprises | | PRIOR YEARS TAXES OUTSTANDING | |
| Streets and Drainage | 401,000.00 | Recreation—Culture | | Balance January 1, 1985 | |
| Sewers and Sewage Processing | 405,408.25 | Public Works | | Collected in 1985 | |
| Garbage and Trash Disposal | | Buildings and Grounds | | Cancelled, Abated or Adjusted 1985 | |
| Public Buildings and Grounds | | Library and Education | | Transfers to Tax Title Liens or Foreclosed | |
| Other Public Works | | Conservation | | Balance December 31, 1985 | |
| HEALTH and WELFARE | 1,593.00 | All Other | | TAX TITLE LIENS OUTSTANDING | |
| Health Services Except Environmental | 890.00 | CAPITAL DEBT AUTHORIZED, DECEMBER 31, 1985 | | Balance January 1, 1985 | |
| Welfare-Public Assistance | 3,903.76 | ISSUED AND UNISSUED GROSS DEBT NET DEBT | | Transfer From Taxes | |
| Hospitals, Clinics, First Aid | | School 51,000 | | Redeemed in 1985 | |
| Animal, Insect, & Rodent Control | | Self-liquidating 6,220,595 | | Cancelled, Abated or Adjusted (1985) | |
| Other Welfare Services | | Other 6,744,611 | | Transfers to Foreclosed Property | |
| RECREATION and CONSERVATION | 301,549.45 | Total 13,016,206 | | Balance December 31, 1985 | |
| Beaches and Boardwalks | 34,590.06 | ISSUED AND OUTSTANDING | | PROPERTY ACQUIRED BY DEED OR | |
| Parks, Playgrounds, Shade Trees | 93,964.85 | School 51,000.00 | | FORECLOSURE | |
| Land Reclamation & Conservation | | Self-Liquidating 5,953,148.84 | | Balance January 1, 1985 | |
| Other Recreational Services | | Other 3,209,000.00 | | Transfers From Taxes or Liens | |
| EDUCATION (excluding schools) | | Total 9,213,148.84 | | Sale for Cash (1985) | |
| Libraries | | EQUALIZED VALUATION BASIS | | Cancelled, Abated or Adjusted (1985) | |
| Other Educational Services | | FOR NET DEBT COMPUTATION 747,812,231 | | Balance December 31, 1985 | |
| STATUTORY EXPENDITURES | 230,919.89 | REAL PROPERTY VALUATIONS | | CURRENT FINANCES DECEMBER 31, 1985 | |
| Pensions & F. I. C. A. | 237,947.44 | Code Class # of Parcels % VAL'N ASSESSED VALUATION | | ASSETS | |
| Employee Fringe Benefits | 20,270.00 | 1 Vacant Land 520 6.64 54,749,480.00 | | Cash Dec. 31, 1985 | |
| Other Statutory Expenditures | | 2 Residential 4180 86.96 717,281,910.00 | | Taxes Receivable | |
| CETA And Other Public Employment Programs | 3,827,638.82 | 3 Farm 49,474,000.00 | | Tax Title Liens | |
| MUNICIPAL FUNCTIONS TOTAL | 7,596.88 | 4a Commercial 96 6.00 3,367,600.00 | | Foreclosed Property | |
| CAPITAL IMPROVEMENTS *MEMO* | | 4b Industrial 13 .41 824,872,990.00 | | Emergencies & Other Deferred Charges | |
| DEBT SERVICE | 240,000.00 | 4c Apartments 4809 | | State and Federal Aid Receivable | |
| Principal Payments | 194,775.00 | Total Land Area 5.02 Sq. Miles | | Other Receivables | |
| Interest Payments | 166,818.07 | Net Valuation Taxable-Municipal 828,248,783 | | Total | |
| DEFERRED CHARGES | 4,429,806.51 | Net Valuation Taxable-County 774,348,886 | | LIABILITIES, RESERVES, AND SURPLUS | |
| SCHOOL, COUNTY, SPECIAL DISTRICT TAXES | 436,322.07 | State Equalized Valuation 811,203,616 | | Cash Liabilities | |
| RESERVE FOR UNCOLLECTED TAXES | 9,295,360.47 | State Equalization Ratio 102.11 | | Reserves for Receivables | |
| EXPENDITURES TOTAL | | | | Surplus Dec. 31, 1985 | |
| | | | | Total | |

1305
 Population 1980 **2,337**
 Population 1985 **2,310**
 S & P Rating
 Moody Rating **A**

General Tax Rate Per \$100.
2.23
 State Equalized Tax Rate
1.78

AVON-BY-THE-SEA BORO. – MONMOUTH CO.
Form of Government:
Commission (1911)
Number of Members on Governing Body – 3

PER CAPITA:
 Gross Debt **534.17**
 Net Debt **363.62**
 Debt Service **61.83**
 Total Tax Levy **803.69**
 Municipal Expenditures **705.86**

PER CENT:
 Gross Debt **1.35**
 Net Debt **.92**
 Tax Levy Collected **96.62**
 Tax Levy Cancelled, Abated or Adjusted

| EXPENDITURES | | REVENUES-REALIZED | | 1985 PROPERTY TAX | |
|---|---------------------|--|----------------------|--|---------------------|
| GENERAL GOVERNMENT | | | | STATE EQUALIZED TAX RATE | |
| Governing Body & Public Boards | | | | Local District School Taxes | .62 |
| Municipal Clerk | 632.43 | 1985 Property Taxes Collected | 1,782,161.74 | Regional & Consolidated School Tax | |
| Financial Administration | 57,355.00 | 1985 Payments in Lieu of Taxes | | School Taxes in Municipal Budget | |
| Assessment of Taxes | 5,603.00 | Delinquent Tax & Lien Collections | 62,842.53 | County Taxes | .49 * |
| Collection of Taxes | 20,027.00 | Business Personalty Replacement Taxes | 13,967.40 | County Library Taxes | |
| Planning, Housing & Development | 2,650.00 | Taxes from Public Utilities | 137,412.00 | Local Municipal Purpose Taxes | .66 |
| Human Resources | | Other Miscellaneous Tax Revenues | | Veteran & Senior Citizen Taxes | |
| Elections | 750.00 | State Aid Revenues | 22,011.96 | Total Taxes for Rate Computation | 1.77 |
| General Administration (other) | 108,621.00 | Federal Aid Revenues | | Special District Taxes | |
| JUDICIARY | | State and Local Fiscal Assistance Act Utilized | 26,038.43 | Bank Corp. Taxes | 12,026.25 |
| Municipal Courts | 20,396.00 | Sale of Acquired Property | | Added and Omitted Taxes | 19,635.22 |
| PUBLIC SAFETY | | Other Miscellaneous Revenues | 663,639.22 | Total Taxes Levied - ABSTRACT | 1,856,514.78 |
| Fire Protection | 7,413.00 | Total | 2,708,073.28 | Total Taxes Billed | 1,844,488.53 |
| Police Protection | 445,020.00 | Prior Years Surplus Appropriated | 290,000.00 | 1985 TAXES COLLECTED | 1,782,161.74 |
| Civil Defense & Disaster Control | 100.00 | REVENUES TOTAL | 2,998,073.28 | 1985 Taxes Cancelled, Abated or Adjusted | |
| Environmental Inspection & Control | 11,020.00 | Reserve For Uncollected Taxes | 128,568.05 | Transfer to Tax Title Liens or Foreclosed | 11.15 |
| Other Public Safety | | CAPITAL OUTLAY TOTAL | 74,937.87 | Balance Outstanding Dec. 31, 1985 | 62,315.64 |
| PUBLIC WORKS | | | | PRIOR YEARS TAXES OUTSTANDING | |
| Streets and Drainage | 212,191.86 | Public Enterprises | 819.74 | Balance January 1, 1985 | 62,958.78 |
| Sewers and Sewage Processing | | Recreation—Culture | 25,752.52 | Collected in 1985 | 62,842.53 |
| Garbage and Trash Disposal | 124,193.00 | Public Works | 46,847.91 | Cancelled, Abated or Adjusted 1985 | |
| Public Buildings and Grounds | 27,737.00 | Buildings and Grounds | 1,517.70 | Transfers to Tax Title Liens or Foreclosed | |
| Other Public Works | | Library and Education | | Balance December 31, 1985 | 116.25 |
| HEALTH and WELFARE | | Conservation | | TAX TITLE LIENS OUTSTANDING | |
| Health Services Except Environmental | | All Other | | Balance January 1, 1985 | 150.84 |
| Welfare-Public Assistance | 1,500.00 | CAPITAL DEBT AUTHORIZED, DECEMBER 31, 1985 | | Transfer From Taxes | 11.15 |
| Hospitals, Clinics, First Aid | | ISSUED AND UNISSUED | | Redeemed in 1985 | |
| Animal, Insect, & Rodent Control | 1,285.00 | School | | Cancelled, Abated or Adjusted (1985) | |
| Other Welfare Services | | Self-Liquidating | 514,574 | Transfers to Foreclosed Property | |
| RECREATION and CONSERVATION | | Other | 719,349 | Balance December 31, 1985 | 161.99 |
| Beaches and Boardwalks | 112,024.00 | Total | 1,233,924 | PROPERTY ACQUIRED BY DEED OR FORECLOSURE | |
| Parks, Playgrounds, Shade Trees | 50.00 | ISSUED AND OUTSTANDING | | Balance January 1, 1985 | 3,875.00 |
| Land Reclamation & Conservation | | School | | Transfers From Taxes or Liens | |
| Other Recreational Services | 4,000.00 | Self-Liquidating | 350,500.00 | Sale for Cash (1985) | |
| EDUCATION (excluding schools) | | Other | 600,325.00 | Cancelled, Abated or Adjusted (1985) | |
| Libraries | 27,400.00 | Total | 950,825.00 | Balance December 31, 1985 | 3,875.00 |
| Other Educational Services | | EQUALIZED VALUATION BASIS | | CURRENT FINANCES DECEMBER 31, 1985 | |
| STATUTORY EXPENDITURES | | FOR NET DEBT COMPUTATION | 91,292,745 | ASSETS | |
| Pensions & F. I. C. A. | 119,710.72 | REAL PROPERTY VALUATIONS | | Cash Dec. 31, 1985 | 787,260.00 |
| Employee Fringe Benefits | 35,577.00 | Code Class # of Parcels % VAL'N | | Taxes Receivable | 62,431.89 |
| Other Statutory Expenditures | | 1 Vacant Land 10 .43 | 348,800.00 | Tax Title Liens | 161.99 |
| CETA And Other Public Employment Programs | | 2 Residential 800 83.77 | 68,270,000.00 | Foreclosed Property | 3,875.00 |
| MUNICIPAL FUNCTIONS TOTAL | 1,345,256.01 | 3 Farm | | Emergencies & Other Deferred Charges | 36,406.05 |
| CAPITAL IMPROVEMENTS *MEMO* | 10,000.00 | 4a Commercial 54 8.80 | 7,170,650.00 | State and Federal Aid Receivable | |
| DEBT SERVICE | | 4b Industrial 2 .44 | 355,000.00 | Other Receivables | 53,177.44 |
| Principal Payments | 100,500.00 | 4c Apartments 11 6.57 | 5,354,300.00 | Total | 943,312.37 |
| Interest Payments | 42,315.75 | Total 877 | 81,498,750.00 | LIABILITIES, RESERVES, AND SURPLUS | |
| DEFERRED CHARGES | 13,901.52 | Land Area .40 Sq. Miles | | Cash Liabilities | 422,663.84 |
| SCHOOL, COUNTY, SPECIAL DISTRICT TAXES | 1,145,353.31 | Net Valuation Taxable-Municipal | 81,841,818 | Reserves for Receivables | 119,646.32 |
| RESERVE FOR UNCOLLECTED TAXES | 128,568.05 | Net Valuation Taxable-County | 93,313,295 | Surplus Dec. 31, 1985 | 401,002.21 |
| EXPENDITURES TOTAL | 2,775,894.64 | State Equalized Valuation | 102,612,801 | Total | 943,312.37 |
| | | State Equalization Ratio | 79.69 | | |

1533
 Population 1980 **8,702**
 Population 1985 **9,476**
 S & P Rating
 Moody Rating **BAA1**

General Tax Rate Per \$100. **3.89**
 State Equalized Tax Rate **2.44**

BARNEGAT TOWNSHIP – OCEAN COUNTY
Form of Government:
Township Committee
Number of Members on Governing Body – 3

PER CAPITA:
 Gross Debt **1,247.69**
 Net Debt **391.64**
 Debt Service **19.95**
 Total Tax Levy **521.19**
 Municipal Expenditures **316.42**

PER CENT:
 Gross Debt **6.59**
 Net Debt **2.07**
 Tax Levy Collected **92.66**
 Tax Levy Cancelled, Abated or Adjusted **.49**

| EXPENDITURES | | REVENUES-REALIZED | | 1985 PROPERTY TAX | |
|---|--------------------------------|--|----------------------|---|---------------------------------|
| GENERAL GOVERNMENT | | | | STATE EQUALIZED TAX RATE 1.42 | |
| Governing Body & Public Boards | | 1985 Property Taxes Collected | 4,572,636.26 | Local District School Taxes | 2,841,307.25 |
| Municipal Clerk | 19,047.00 | 1985 Payments in Lieu of Taxes | | Regional & Consolidated School Tax | |
| Financial Administration | 53,308.00 | Delinquent Tax & Lien Collections | 353,567.49 | School Taxes in Municipal Budget | |
| Assessment of Taxes | 197,992.00 | Business Personalty Replacement Taxes | 14,785.64 | County Taxes | .41 * 821,958.73 |
| Collection of Taxes | 104,211.00 | Taxes from Public Utilities | 523,834.85 | County Library Taxes | .03 53,313.86 |
| Planning, Housing & Development | 31,575.00 | Other Miscellaneous Tax Revenues | | Local Municipal Purpose Taxes | .58 1,151,700.00 |
| Human Resources | 30.00 | State Aid Revenues | 223,655.07 | Veteran & Senior Citizen Taxes | 98,100.00 |
| Elections | | Federal Aid Revenues | | Total Taxes for Rate Computation | 2.44 4,966,379.84 |
| General Administration (other) | 301,951.00 | State and Local Fiscal Assistance Act Utilized | 85,812.33 | Special District Taxes | |
| JUDICIARY | | Sale of Acquired Property | 98,708.39 | Bank Corp. Taxes | 5,196.35 |
| Municipal Courts | 41,774.00 | Other Miscellaneous Revenues | 573,169.41 | Added and Omitted Taxes | 65,292.40 |
| PUBLIC SAFETY | | Total | 6,446,169.44 | Total Taxes Levied - ABSTRACT | 4,936,768.59 |
| Fire Protection | 56,500.00 | Prior Years Surplus Appropriated | 650,000.00 | Total Taxes Billed | 4,934,809.07 |
| Police Protection | 665,949.15 | REVENUES TOTAL | 7,096,169.44 | 1985 TAXES COLLECTED | 4,572,636.26 |
| Civil Defense & Disaster Control | 1,300.00 | Reserve For Uncollected Taxes | 584,293.00 | 1985 Taxes Cancelled, Abated or Adjusted | 24,023.14 |
| Environmental Inspection & Control | 2,650.00 | CAPITAL OUTLAY TOTAL | 2,525,691.34 | Transfer to Tax Title Liens or Foreclosed | 102,326.65 |
| Other Public Safety | | | | Balance Outstanding Dec. 31, 1985 | 235,823.02 |
| PUBLIC WORKS | | | | PRIOR YEARS TAXES OUTSTANDING | |
| Streets and Drainage | 115,194.21 | Public Enterprises | 2,160,666.32 | Balance January 1, 1985 | 364,830.32 |
| Sewers and Sewage Processing | 100.00 | Recreation—Culture | | Collected in 1985 | 261,979.13 |
| Garbage and Trash Disposal | 50,000.00 | Public Works | 224,461.04 | Cancelled, Abated or Adjusted 1985 | 11,753.02 |
| Public Buildings and Grounds | 40,277.00 | Buildings and Grounds | 140,563.98 | Transfers to Tax Title Liens or Foreclosed | 68,371.67 |
| Other Public Works | 213,888.00 | Library and Education | | Balance December 31, 1985 | 22,726.50 |
| HEALTH and WELFARE | | Conservation | | TAX TITLE LIENS OUTSTANDING | |
| Health Services Except Environmental | 900.00 | All Other | | Balance January 1, 1985 | 360,396.61 |
| Welfare-Public Assistance | 16,303.00 | CAPITAL DEBT AUTHORIZED, DECEMBER 31, 1985 | | Transfer From Taxes | 183,896.54 |
| Hospitals, Clinics, First Aid | 300.00 | ISSUED AND UNISSUED | | Redeemed in 1985 | 91,588.36 |
| Animal, Insect, & Rodent Control | 12,241.00 | School | 4,375,000 | Cancelled, Abated or Adjusted (1985) | |
| Other Welfare Services | | Self-liquidating | 3,722,047 | Transfers to Foreclosed Property | |
| RECREATION and CONSERVATION | | Other | 3,726,100 | Balance December 31, 1985 | 452,704.79 |
| Beaches and Boardwalks | 250.00 | Total | 11,823,147 | PROPERTY ACQUIRED BY DEED OR FORECLOSURE | |
| Parks, Playgrounds, Shade Trees | 4,875.00 | ISSUED AND OUTSTANDING | | Balance January 1, 1985 | 3,466,826.00 |
| Land Reclamation & Conservation | 42,871.00 | School | 4,375,000.00 | Transfers From Taxes or Liens | |
| Other Recreational Services | | Self-Liquidating | 3,722,047.75 | Sale for Cash (1985) | 28,590.00 |
| EDUCATION (excluding schools) | | Other | 3,136,750.00 | Cancelled, Abated or Adjusted (1985) | 210,710.00 |
| Libraries | 100.00 | Total | 11,233,797.75 | Balance December 31, 1985 | 3,227,526.00 |
| Other Educational Services | 500.00 | EQUALIZED VALUATION BASIS | | CURRENT FINANCES DECEMBER 31, 1985 | |
| STATUTORY EXPENDITURES | | FOR NET DEBT COMPUTATION | 179,443,279 | ASSETS | |
| Pensions & F. I. C. A. | 140,706.79 | REAL PROPERTY VALUATIONS | | Cash Dec. 31, 1985 | 2,401,469.59 |
| Employee Fringe Benefits | 85,000.00 | Code Class # of Parcels % VAL'N | | Taxes Receivable | 258,549.52 |
| Other Statutory Expenditures | 14,000.46 | 1 Vacant Land 3591 16.88 | 20,480,468.00 | Tax Title Liens | 452,704.79 |
| CETA And Other Public Employment Programs | | 2 Residential 3029 70.13 | 92,350,400.00 | Foreclosed Property | 3,227,526.00 |
| MUNICIPAL FUNCTIONS | 2,213,793.61 | 3 Farm 34 .25 | 295,900.00 | Emergencies & Other Deferred Charges | 157,302.01 |
| CAPITAL IMPROVEMENTS | *MEMO* 50,000.00 | 4a Commercial 73 6.41 | 7,771,800.00 | State and Federal Aid Receivable | 11,266.48 |
| DEBT SERVICE | | 4b Industrial 8 .33 | 399,800.00 | Other Receivables | 200,825.42 |
| Principal Payments | 85,907.05 | 4c Apartments | | Total | 6,709,643.81 |
| Interest Payments | 103,159.15 | Total | 6735 | LIABILITIES, RESERVES, AND SURPLUS | |
| DEFERRED CHARGES | 11,280.21 | Land Area 34.90 Sq. Miles | | Cash Liabilities | 1,459,798.60 |
| SCHOOL, COUNTY, SPECIAL DISTRICT TAXES | 3,715,579.84 | Net Valuation Taxable-Municipal | 125,180,376 | Reserves for Receivables | 4,139,605.73 |
| RESERVE FOR UNCOLLECTED TAXES | 584,293.00 | Net Valuation Taxable-County | 181,378,552 | Surplus Dec. 31, 1985 | 1,110,239.48 |
| EXPENDITURES | 6,715,012.86 | State Equalized Valuation | 197,309,480 | Total | 6,709,643.81 |
| TOTAL | | State Equalization Ratio | 62.71 | | |

1501
 Population 1980 **619**
 Population 1985 **665**
 S & P Rating
 Moody Rating

General Tax Rate Per \$100.

State Equalized Tax Rate **1.13**
.86

BARNEGAT LIGHT BOROUGH - OCEAN CO.

Form of Government:

Borough Council

Number of Members on Governing Body - 6

PER CAPITA:

Gross Debt **693.82**
 Net Debt **119.27**
 Debt Service **36.09**
 Total Tax Levy **2,163.92**
 Municipal Expenditures **1,151.92**

PER CENT:

Gross Debt **.31**
 Net Debt **.05**
 Tax Levy Collected **95.16**
 Tax Levy Cancelled, Abated or Adjusted **.11**

| EXPENDITURES | | REVENUES-REALIZED | | 1985 PROPERTY TAX | |
|--|---------------------|--|-----------------------|--|--------------------------------|
| GENERAL GOVERNMENT | | | | STATE EQUALIZED TAX RATE | |
| Governing Body & Public Boards | | 1985 Property Taxes Collected | 1,368,408.59 | Local District School Taxes | .07 117,034.99 |
| Municipal Clerk | | 1985 Payments in Lieu of Taxes | | Regional & Consolidated School Tax | .20 328,925.30 |
| Financial Administration | 12,550.00 | Delinquent Tax & Lien Collections | 70,301.63 | School Taxes in Municipal Budget | |
| Assessment of Taxes | 13,400.00 | Business Personalty Replacement Taxes | 5,978.88 | County Taxes | .41 * 686,720.48 |
| Collection of Taxes | 15,900.00 | Taxes from Public Utilities | 74,990.00 | County Library Taxes | .03 44,534.67 |
| Planning, Housing & Development | 8,025.00 | Other Miscellaneous Tax Revenues | | Local Municipal Purpose Taxes | .15 247,300.00 |
| Human Resources | | State Aid Revenues | 4,213.39 | Veteran & Senior Citizen Taxes | 14,500.00 |
| Elections | | Federal Aid Revenues | | Total Taxes for Rate Computation | .86 1,439,015.44 |
| General Administration (other) | 99,800.00 | State and Local Fiscal Assistance Act Utilized | 10,938.73 | Special District Taxes | |
| JUDICIARY | | Sale of Acquired Property | | Bank Corp. Taxes | 991.37 |
| Municipal Courts | 11,000.00 | Other Miscellaneous Revenues | 246,105.20 | Added and Omitted Taxes | 13,497.78 |
| PUBLIC SAFETY | | Total | 1,780,936.42 | Total Taxes Levied - ABSTRACT | 1,439,004.59 |
| Fire Protection | 8,000.00 | Prior Years Surplus Appropriated | 278,000.00 | Total Taxes Billed | 1,438,013.22 |
| Police Protection | 94,738.73 | REVENUES TOTAL | 2,058,936.42 | 1985 TAXES COLLECTED | 1,368,408.59 |
| Civil Defense & Disaster Control | 1,500.00 | Reserve For Uncollected Taxes | 144,400.00 | 1985 Taxes Cancelled, Abated or Adjusted | 1,549.27 |
| Environmental Inspection & Control | 19,200.00 | CAPITAL OUTLAY TOTAL | 8,730.55 | Transfer to Tax Title Liens or Foreclosed | 406.44 |
| Other Public Safety | | Public Enterprises | 8,730.56 | Balance Outstanding Dec. 31, 1985 | 67,648.92 |
| PUBLIC WORKS | | Recreation--Culture | | PRIOR YEARS TAXES OUTSTANDING | |
| Streets and Drainage | 100,487.00 | Public Works | | Balance January 1, 1985 | 70,301.63 |
| Sewers and Sewage Processing | | Buildings and Grounds | | Collected in 1985 | 70,301.63 |
| Garbage and Trash Disposal | 83,000.00 | Library and Education | | Cancelled, Abated or Adjusted 1985 | |
| Public Buildings and Grounds | 10,500.00 | Conservation | | Transfers to Tax Title Liens or Foreclosed | |
| Other Public Works | | All Other | | Balance December 31, 1985 | |
| HEALTH and WELFARE | | CAPITAL DEBT AUTHORIZED, DECEMBER 31, 1985 | | TAX TITLE LIENS OUTSTANDING | |
| Health Services Except Environmental | 2,250.00 | ISSUED AND UNISSUED | | Balance January 1, 1985 | 1,566.95 |
| Welfare-Public Assistance | 1,900.00 | School | 91,390 | Transfer From Taxes | 406.44 |
| Hospitals, Clinics, First Aid | | Self-liquidating | 300,000 | Redeemed in 1985 | |
| Animal, Insect, & Rodent Control | 2,200.00 | Other | 70,000 | Cancelled, Abated or Adjusted (1985) | |
| Other Welfare Services | | Total | 461,390 | Transfers to Foreclosed Property | |
| RECREATION and CONSERVATION | | ISSUED AND OUTSTANDING | | Balance December 31, 1985 | 1,973.39 |
| Beaches and Boardwalks | 61,600.35 | School | 91,390.07 | PROPERTY ACQUIRED BY DEED OR | |
| Parks, Playgrounds, Shade Trees | 3,499.65 | Self-Liquidating | 260,000.00 | FORECLOSURE | |
| Land Reclamation & Conservation | | Other | 70,000.00 | Balance January 1, 1985 | 2,700.00 |
| Other Recreational Services | 12,850.00 | Total | 421,390.07 | Transfers From Taxes or Liens | |
| EDUCATION (excluding schools) | | EQUALIZED VALUATION BASIS | | Sale for Cash (1985) | |
| Libraries | 600.00 | FOR NET DEBT COMPUTATION | 150,125,215 | Cancelled, Abated or Adjusted (1985) | |
| Other Educational Services | | REAL PROPERTY VALUATIONS | | Balance December 31, 1985 | 2,700.00 |
| STATUTORY EXPENDITURES | | Code Class # of Parcels % VAL'N | | CURRENT FINANCES DECEMBER 31, 1985 | |
| Pensions & F. I. C. A. | 25,326.00 | 1 Vacant Land 175 8.08 | 10,177,200.00 | ASSETS | |
| Employee Fringe Benefits | 4,800.00 | 2 Residential 987 84.52 | 106,488,900.00 | Cash Dec. 31, 1985 | 795,409.30 |
| Other Statutory Expenditures | 4,500.00 | 3 Farm | | Taxes Receivable | 67,648.92 |
| CETA And Other Public Employment Programs | | 4a Commercial 42 6.65 | 8,382,900.00 | Tax Title Liens | 1,973.39 |
| MUNICIPAL FUNCTIONS | | 4b Industrial | | Foreclosed Property | 2,700.00 |
| CAPITAL IMPROVEMENTS | *MEMO* | 4c Apartments 4 .75 | 941,700.00 | Emergencies & Other Deferred Charges | |
| DEBT SERVICE | | Total 1208 | 125,990,700.00 | State and Federal Aid Receivable | 1,943.37 |
| Principal Payments | 20,000.00 | Land Area .70 Sq. Miles | | Other Receivables | 58,691.74 |
| Interest Payments | 4,000.00 | Net Valuation Taxable-Municipal | 126,187,014 | Total | 928,366.72 |
| DEFERRED CHARGES | | Net Valuation Taxable-County | 151,214,213 | LIABILITIES, RESERVES, AND SURPLUS | |
| SCHOOL, COUNTY, SPECIAL DISTRICT TAXES | 1,177,215.44 | State Equalized Valuation | 166,432,889 | Cash Liabilities | 419,682.27 |
| RESERVE FOR UNCOLLECTED TAXES | 144,400.00 | State Equalization Ratio | 75.79 | Reserves for Receivables | 131,014.05 |
| EXPENDITURES | 1,943,242.17 | | | Surplus Dec. 31, 1985 | 377,670.40 |
| TOTAL | | | | Total | 928,366.72 |

0403
 Population 1980 **7,418**
 Population 1985 **7,240**
 S & P Rating
 Moody Rating **A**

General Tax Rate Per \$100. **7.05**
 State Equalized Tax Rate **3.25**

BARRINGTON BOROUGH - CAMDEN CO.
Form of Government:
Borough Council
Number of Members on Governing Body - 6

PER CAPITA:
 Gross Debt **301.06**
 Net Debt **265.39**
 Debt Service **31.78**
 Total Tax Levy **669.71**
 Municipal Expenditures **314.66**

PER CENT:
 Gross Debt **1.57**
 Net Debt **1.38**
 Tax Levy Collected **95.42**
 Tax Levy Cancelled, Abated or Adjusted **1.60**

| EXPENDITURES | | REVENUES-REALIZED | | 1985 PROPERTY TAX | |
|---|---------------------|--|----------------------|--|---------------------|
| GENERAL GOVERNMENT | | | | STATE EQUALIZED TAX RATE | |
| Governing Body & Public Boards | | | | Local District School Taxes | 1.40 |
| Municipal Clerk | | | | Regional & Consolidated School Tax | |
| Financial Administration | 20,204.42 | 1985 Property Taxes Collected | 4,630,539.33 | School Taxes in Municipal Budget | |
| Assessment of Taxes | 21,439.32 | 1985 Payments in Lieu of Taxes | | County Taxes | 1.17 |
| Collection of Taxes | 20,060.84 | Delinquent Tax & Lien Collections | 136,952.09 | County Library Taxes | .03 |
| Planning, Housing & Development | 9,886.00 | Business Personalty Replacement Taxes | 241,286.48 | Local Municipal Purpose Taxes | .66 |
| Human Resources | | Taxes from Public Utilities | 414,231.00 | Veteran & Senior Citizen Taxes | |
| Elections | | Other Miscellaneous Tax Revenues | | Total Taxes for Rate Computation | 3.26 |
| General Administration (other) | 308,647.30 | State Aid Revenues | 188,686.40 | Special District Taxes | |
| JUDICIARY | | Federal Aid Revenues | | Bank Corp. Taxes | 107.21 |
| Municipal Courts | 32,452.92 | State and Local Fiscal Assistance Act Utilized | 28,933.00 | Added and Omitted Taxes | 14,864.72 |
| PUBLIC SAFETY | | Sale of Acquired Property | | Total Taxes Levied - ABSTRACT | 4,848,672.67 |
| Fire Protection | 59,974.00 | Other Miscellaneous Revenues | 132,136.18 | Total Taxes Billed | 4,852,681.61 |
| Police Protection | 544,639.77 | Total | 5,772,764.48 | 1985 TAXES COLLECTED | 4,630,539.33 |
| Civil Defense & Disaster Control | 4,884.00 | Prior Years Surplus Appropriated | 310,000.00 | 1985 Taxes Cancelled, Abated or Adjusted | 77,838.38 |
| Environmental Inspection & Control | 9,746.00 | REVENUES TOTAL | 6,082,764.48 | Transfer to Tax Title Liens or Foreclosed | 26,116.03 |
| Other Public Safety | | Reserve For Uncollected Taxes | 187,407.44 | Balance Outstanding Dec. 31, 1985 | 118,187.87 |
| PUBLIC WORKS | | CAPITAL OUTLAY TOTAL | 62,866.07 | PRIOR YEARS TAXES OUTSTANDING | |
| Streets and Drainage | 252,507.17 | | | Balance January 1, 1985 | 94,171.80 |
| Sewers and Sewage Processing | | Public Enterprises | | Collected in 1985 | 84,898.43 |
| Garbage and Trash Disposal | 230,011.53 | Recreation—Culture | | Cancelled, Abated or Adjusted 1985 | 163.10 |
| Public Buildings and Grounds | 20,107.86 | Public Works | 15,664.50 | Transfers to Tax Title Liens or Foreclosed | 7,147.57 |
| Other Public Works | 30,700.00 | Buildings and Grounds | 47,201.57 | Balance December 31, 1985 | 1,962.70 |
| HEALTH and WELFARE | | Library and Education | | TAX TITLE LIENS OUTSTANDING | |
| Health Services Except Environmental | 5,784.50 | Conservation | | Balance January 1, 1985 | 120,381.50 |
| Welfare-Public Assistance | 2,418.00 | All Other | | Transfer From Taxes | 34,467.77 |
| Hospitals, Clinics, First Aid | | CAPITAL DEBT AUTHORIZED, DECEMBER 31, 1985 | | Redeemed in 1985 | 52,053.66 |
| Animal, Insect, & Rodent Control | | ISSUED AND UNISSUED | | Cancelled, Abated or Adjusted (1985) | |
| Other Welfare Services | | School | 185,000 | Transfers to Foreclosed Property | |
| RECREATION and CONSERVATION | | Self-Liquidating | 79,849 | Balance December 31, 1985 | 102,795.61 |
| Beaches and Boardwalks | | Other | 1,914,835 | PROPERTY ACQUIRED BY DEED OR | |
| Parks, Playgrounds, Shade Trees | 20,716.29 | Total | 2,179,684 | FORECLOSURE | |
| Land Reclamation & Conservation | 615.00 | ISSUED AND OUTSTANDING | | Balance January 1, 1985 | 3,342.00 |
| Other Recreational Services | | School | 185,000.00 | Transfers From Taxes or Liens | |
| EDUCATION (excluding schools) | | Self-Liquidating | 59,800.00 | Sale for Cash (1985) | |
| Libraries | 8,890.00 | Other | 1,647,750.00 | Cancelled, Abated or Adjusted (1985) | |
| Other Educational Services | | Total | 1,892,550.00 | Balance December 31, 1985 | 3,342.00 |
| STATUTORY EXPENDITURES | | EQUALIZED VALUATION BASIS | | CURRENT FINANCES DECEMBER 31, 1985 | |
| Pensions & F. I. C. A. | 154,770.97 | FOR NET DEBT COMPUTATION | 139,105.493 | ASSETS | |
| Employee Fringe Benefits | 82,000.00 | REAL PROPERTY VALUATIONS | | Cash Dec. 31, 1985 | 449,930.34 |
| Other Statutory Expenditures | 6,500.00 | Code Class # of Parcels % VAL'N | ASSESSED VALUATION | Taxes Receivable | 120,150.57 |
| CETA And Other Public Employment Programs | | 1 Vacant Land 67 .79 | 537,201.00 | Tax Title Liens | 102,795.61 |
| MUNICIPAL FUNCTIONS TOTAL | 1,846,955.89 | 2 Residential 1979 69.72 | 47,520,184.00 | Foreclosed Property | 3,342.00 |
| CAPITAL IMPROVEMENTS *MEMO* | 15,000.00 | 3 Farm 1 .11 | 77,500.00 | Emergencies & Other Deferred Charges | 76,091.02 |
| DEBT SERVICE | | 4a Commercial 59 5.86 | 3,993,450.00 | State and Federal Aid Receivable | 3,245.93 |
| Principal Payments | 100,000.00 | 4b Industrial 11 16.47 | 11,227,608.00 | Other Receivables | 3,036.80 |
| Interest Payments | 130,105.73 | 4c Apartments 8 7.05 | 4,805,400.00 | Total | 758,592.27 |
| DEFERRED CHARGES | 13,635.89 | Total 2125 | 68,161,343.00 | LIABILITIES, RESERVES, AND SURPLUS | |
| SCHOOL, COUNTY, SPECIAL DISTRICT TAXES | 3,859,600.74 | Land Area 1.59 Sq. Miles | 68,549,776 | Cash Liabilities | 157,993.35 |
| RESERVE FOR UNCOLLECTED TAXES | 187,407.44 | Net Valuation Taxable-Municipal | 150,836,452 | Reserves for Receivables | 229,324.98 |
| EXPENDITURES TOTAL | 6,137,705.69 | Net Valuation Taxable-County | 148,247,956 | Surplus Dec. 31, 1985 | 371,273.94 |
| | | State Equalized Valuation | 46.10 | Total | 758,592.27 |
| | | State Equalization Ratio | | | |

0301
Population 1980 1,344
Population 1985 1,394
S & P Rating
Moody Rating

General Tax Rate Per \$100.

2.76

State Equalized Tax Rate

2.48

BASS RIVER TOWNSHIP – BURLINGTON CO.

Form of Government:

Commission (1911)

Number of Members on Governing Body – 3

PER CAPITA:

Gross Debt 1,461.83

Net Debt 732.98

Debt Service 9.72

Total Tax Levy 885.52

Municipal Expenditures 332.40

PER CENT:

Gross Debt 4.28

Net Debt 2.14

Tax Levy Collected 87.43

Tax Levy Cancelled, Abated

or Adjusted 3.52

| EXPENDITURES | | REVENUES-REALIZED | | 1985 PROPERTY TAX | |
|---|--------------|--|--------------|--|-------------------|
| GENERAL GOVERNMENT | | 1985 Property Taxes Collected | | STATE EQUALIZED TAX RATE | |
| Governing Body & Public Boards | | | 1,077,620.17 | Local District School Taxes | .82 407,067.00 |
| Municipal Clerk | | | | Regional & Consolidated School Tax | .95 470,989.05 |
| Financial Administration | 8,600.00 | 1985 Payments in Lieu of Taxes | | School Taxes in Municipal Budget | |
| Assessment of Taxes | 9,700.00 | Delinquent Tax & Lien Collections | 133,310.79 | County Taxes | .62 307,120.29 |
| Collection of Taxes | 14,000.00 | Business Personalty Replacement Taxes | 22,269.83 | County Library Taxes | .03 17,156.08 |
| Planning, Housing & Development | 5,200.00 | Taxes from Public Utilities | 84,170.00 | Local Municipal Purpose Taxes | .05 25,600.00 |
| Human Resources | | Other Miscellaneous Tax Revenues | | Veteran & Senior Citizen Taxes | |
| Elections | | State Aid Revenues | 6,168.40 | Total Taxes for Rate Computation | 2.47 1,249,382.42 |
| General Administration (other) | 57,850.63 | Federal Aid Revenues | | Special District Taxes | |
| JUDICIARY | | State and Local Fiscal Assistance Act Utilized | 24,849.37 | Bank Corp. Taxes | 1,855.73 |
| Municipal Courts | 25,000.00 | Sale of Acquired Property | | Added and Omitted Taxes | 4,623.30 |
| PUBLIC SAFETY | | Other Miscellaneous Revenues | 139,628.66 | Total Taxes Levied - ABSTRACT | 1,234,411.45 |
| Fire Protection | 16,000.00 | Total | 1,488,017.22 | Total Taxes Billed | 1,232,555.72 |
| Police Protection | 4,400.00 | Prior Years Surplus Appropriated | 123,000.00 | 1985 TAXES COLLECTED | 1,077,620.17 |
| Civil Defense & Disaster Control | 400.00 | REVENUES TOTAL | 1,611,017.22 | 1985 Taxes Cancelled, Abated or Adjusted | 43,396.73 |
| Environmental Inspection & Control | 11,400.00 | Reserve For Uncollected Taxes | 180,200.00 | Transfer to Tax Title Liens or Foreclosed | |
| Other Public Safety | | CAPITAL OUTLAY TOTAL | 94,378.62 | Balance Outstanding Dec. 31, 1985 | 111,538.82 |
| PUBLIC WORKS | | | | PRIOR YEARS TAXES OUTSTANDING | |
| Streets and Drainage | 44,023.37 | Public Enterprises | | Balance January 1, 1985 | 135,000.54 |
| Sewers and Sewage Processing | 26,823.00 | Recreation—Culture | | Collected in 1985 | 129,536.69 |
| Garbage and Trash Disposal | 6,000.00 | Public Works | 94,378.62 | Cancelled, Abated or Adjusted 1985 | |
| Public Buildings and Grounds | 10,500.00 | Buildings and Grounds | | Transfers to Tax Title Liens or Foreclosed | |
| Other Public Works | | Library and Education | | Balance December 31, 1985 | 5,463.85 |
| HEALTH and WELFARE | | Conservation | | TAX TITLE LIENS OUTSTANDING | |
| Health Services Except Environmental | 950.00 | All Other | | Balance January 1, 1985 | 105,512.32 |
| Welfare-Public Assistance | 1,550.00 | CAPITAL DEBT AUTHORIZED, DECEMBER 31, 1985 | | Transfer From Taxes | |
| Hospitals, Clinics, First Aid | | ISSUED AND UNISSUED GROSS DEBT NET DEBT | | Redeemed in 1985 | 3,774.10 |
| Animal, Insect, & Rodent Control | 5,100.00 | School 1,016,018 | | Cancelled, Abated or Adjusted (1985) | |
| Other Welfare Services | | Self-liquidating 1,021,774 | 1,021,774 | Transfers to Foreclosed Property | |
| RECREATION and CONSERVATION | | Other 2,037,793 | 1,021,774 | Balance December 31, 1985 | 101,738.22 |
| Beaches and Boardwalks | | ISSUED AND OUTSTANDING | | PROPERTY ACQUIRED BY DEED OR | |
| Parks, Playgrounds, Shade Trees | | School 1,016,018.63 | | FORECLOSURE | |
| Land Reclamation & Conservation | 240.00 | Self-Liquidating 148,200.00 | | Balance January 1, 1985 | 59,400.00 |
| Other Recreational Services | 500.00 | Other 1,164,218.63 | | Transfers From Taxes or Liens | |
| EDUCATION (excluding schools) | | Total | | Sale for Cash (1985) | |
| Libraries | 275.00 | EQUALIZED VALUATION BASIS | | Cancelled, Abated or Adjusted (1985) | |
| Other Educational Services | | FOR NET DEBT COMPUTATION | 47,652,412 | Balance December 31, 1985 | 59,400.00 |
| STATUTORY EXPENDITURES | | REAL PROPERTY VALUATIONS | | CURRENT FINANCES DECEMBER 31, 1985 | |
| Pensions & F. I. C. A. | 12,600.00 | Code Class # of Parcels % VAL'N ASSESSED VALUATION | | ASSETS | |
| Employee Fringe Benefits | | 1 Vacant Land 721 14.47 6,302,300.00 | | Cash Dec. 31, 1985 | 492,122.98 |
| Other Statutory Expenditures | 1,000.00 | 2 Residential 486 64.31 28,008,400.00 | | Taxes Receivable | 117,002.67 |
| CETA And Other Public Employment Programs | | 3 Farm 21 2.09 908,900.00 | | Tax Title Liens | 101,738.22 |
| MUNICIPAL FUNCTIONS TOTAL | 262,112.00 | 4a Commercial 57 19.14 8,334,000.00 | | Foreclosed Property | 59,400.00 |
| CAPITAL IMPROVEMENTS *MEMO* | 5,000.00 | 4b Industrial | | Emergencies & Other Deferred Charges | 30,000.00 |
| DEBT SERVICE | | 4c Apartments | | State and Federal Aid Receivable | 2,859.09 |
| Principal Payments | 12,800.00 | Total 1285 43,553,600.00 | | Other Receivables | 19,724.21 |
| Interest Payments | 750.00 | Land Area 77.35 Sq. Miles | | Total | 822,847.17 |
| DEFERRED CHARGES | 7,500.00 | Net Valuation Taxable-Municipal | 44,484,572 | LIABILITIES, RESERVES, AND SURPLUS | |
| SCHOOL, COUNTY, SPECIAL DISTRICT TAXES | 1,202,332.42 | Net Valuation Taxable-County | 51,224,052 | Cash Liabilities | 300,385.00 |
| RESERVE FOR UNCOLLECTED TAXES | 180,200.00 | State Equalized Valuation | 49,345,378 | Reserves for Receivables | 297,865.30 |
| EXPENDITURES TOTAL | 1,665,694.42 | State Equalization Ratio | 89.96 | Surplus Dec. 31, 1985 | 224,596.87 |
| | | | | Total | 822,847.17 |

1502
Population 1980 **1,340**
Population 1985 **1,318**
S & P Rating
Moody Rating **A**

General Tax Rate Per \$100. **2.47**
State Equalized Tax Rate **1.17**

BAY HEAD BOROUGH – OCEAN COUNTY
Form of Government:
Borough Council
Number of Members on Governing Body – 6

PER CAPITA:
Gross Debt **1,078.63**
Net Debt **1,078.63**
Debt Service **174.24**
Total Tax Levy **1,816.23**
Municipal Expenditures **1,196.46**

PER CENT:
Gross Debt **.80**
Net Debt **.80**
Tax Levy Collected **96.81**
Tax Levy Cancelled, Abated or Adjusted

| EXPENDITURES | | REVENUES-REALIZED | | 1985 PROPERTY TAX | |
|---|---------------------|--|----------------------|--|--------------------------|
| GENERAL GOVERNMENT | | | | STATE EQUALIZED TAX RATE .35 | 720,118.00 |
| Governing Body & Public Boards | | 1985 Property Taxes Collected | 2,310,234.77 | Local District School Taxes | |
| Municipal Clerk | | 1985 Payments in Lieu of Taxes | | Regional & Consolidated School Tax | |
| Financial Administration | 7,550.00 | Delinquent Tax & Lien Collections | 62,701.92 | School Taxes in Municipal Budget | |
| Assessment of Taxes | 20,150.00 | Business Personalty Replacement Taxes | 8,387.52 | County Taxes | * 822,898.87 |
| Collection of Taxes | 8,500.00 | Taxes from Public Utilities | 139,746.00 | County Library Taxes | .03 53,366.01 |
| Planning, Housing & Development | | Other Miscellaneous Tax Revenues | | Local Municipal Purpose Taxes | .38 782,982.00 |
| Human Resources | 400.00 | State Aid Revenues | 8,415.83 | Veteran & Senior Citizen Taxes | 12,450.00 |
| Elections | | Federal Aid Revenues | | Total Taxes for Rate Computation | 1.16 2,391,814.88 |
| General Administration (other) | 120,750.00 | State and Local Fiscal Assistance Act Utilized | 21,009.00 | Special District Taxes | |
| JUDICIARY: | | Sale of Acquired Property | | Bank Corp. Taxes | 7,380.87 |
| Municipal Courts | 22,000.00 | Other Miscellaneous Revenues | 424,033.86 | Added and Omitted Taxes | 7,043.02 |
| PUBLIC SAFETY | | Total | 2,974,528.90 | Total Taxes Levied - ABSTRACT | 2,393,788.77 |
| Fire Protection | 35,400.00 | Prior Years Surplus Appropriated | 310,000.00 | Total Taxes Billed | 2,386,407.90 |
| Police Protection | 220,657.00 | REVENUES TOTAL | 3,284,528.90 | 1985 TAXES COLLECTED | 2,310,234.77 |
| Civil Defense & Disaster Control | 900.00 | Reserve For Uncollected Taxes | 167,694.82 | 1985 Taxes Cancelled, Abated or Adjusted | |
| Environmental Inspection & Control | 10,000.00 | CAPITAL OUTLAY TOTAL | 130,226.53 | Transfer to Tax Title Liens or Foreclosed | |
| Other Public Safety | | | | Balance Outstanding Dec. 31, 1985 | 76,173.13 |
| PUBLIC WORKS | | | | PRIOR YEARS TAXES OUTSTANDING | |
| Streets and Drainage | 83,500.69 | Public Enterprises | | Balance January 1, 1985 | 58,341.35 |
| Sewers and Sewage Processing | 303,400.00 | Recreation—Culture | | Collected in 1985 | 58,327.11 |
| Garbage and Trash Disposal | 151,486.00 | Public Works | 130,226.53 | Cancelled, Abated or Adjusted 1985 | |
| Public Buildings and Grounds | 61,100.00 | Buildings and Grounds | | Transfers to Tax Title Liens or Foreclosed | |
| Other Public Works | | Library and Education | | Balance December 31, 1985 | 14.24 |
| HEALTH and WELFARE | | Conservation | | TAX TITLE LIENS OUTSTANDING | |
| Health Services Except Environmental | 1,045.00 | All Other | | Balance January 1, 1985 | 4,374.81 |
| Welfare-Public Assistance | 2,050.00 | CAPITAL DEBT AUTHORIZED, DECEMBER 31, 1985 | | Transfer From Taxes | |
| Hospitals, Clinics, First Aid | | ISSUED AND UNISSUED GROSS DEBT | | Redeemed in 1985 | 4,374.81 |
| Animal, Insect, & Rodent Control | 450.00 | School | | Cancelled, Abated or Adjusted (1985) | |
| Other Welfare Services | | Self-Liquidating | 1,421,628 | Transfers to Foreclosed Property | |
| RECREATION and CONSERVATION | | Other | 1,421,628 | Balance December 31, 1985 | |
| Beaches and Boardwalks | 300.00 | Total | 1,421,628 | PROPERTY ACQUIRED BY DEED OR | |
| Parks, Playgrounds, Shade Trees | 3,400.00 | ISSUED AND OUTSTANDING | | FORECLOSURE | |
| Land Reclamation & Conservation | | School | | Balance January 1, 1985 | |
| Other Recreational Services | | Self-Liquidating | | Transfers From Taxes or Liens | |
| EDUCATION (excluding schools) | | Other | 984,134.14 | Sale for Cash (1985) | |
| Libraries | 7,350.00 | Total | 984,134.14 | Cancelled, Abated or Adjusted (1985) | |
| Other Educational Services | | EQUALIZED VALUATION BASIS | | Balance December 31, 1985 | |
| STATUTORY EXPENDITURES | | FOR NET DEBT COMPUTATION | 178,695,554 | CURRENT FINANCES DECEMBER 31, 1985 | |
| Pensions & F. I. C. A. | 71,498.34 | REAL PROPERTY VALUATIONS | | ASSETS | |
| Employee Fringe Benefits | 21,000.00 | Code Class # of Parcels % VAL'N | | Cash Dec. 31, 1985 | 818,414.32 |
| Other Statutory Expenditures | | 1 Vacant Land 96 4.00 | 3,835,000.00 | Taxes Receivable | 76,187.37 |
| CETA And Other Public Employment Programs | | 2 Residential 907 89.82 | 86,119,750.00 | Tax Title Liens | |
| MUNICIPAL FUNCTIONS TOTAL | 1,152,887.03 | 3 Farm | | Foreclosed Property | |
| CAPITAL IMPROVEMENTS *MEMO* | 10,000.00 | 4a Commercial 41 6.01 | 5,758,800.00 | Emergencies & Other Deferred Charges | 26,800.00 |
| DEBT SERVICE | | 4b Industrial | | State and Federal Aid Receivable | 1,281.00 |
| Principal Payments | 179,197.00 | 4c Apartments 1 .17 | 165,300.00 | Other Receivables | 20,894.16 |
| Interest Payments | 50,455.50 | Total 1045 | 95,878,850.00 | Total | 943,576.85 |
| DEFERRED CHARGES | 26,700.00 | Land Area .60 Sq. Miles | | LIABILITIES, RESERVES, AND SURPLUS | |
| SCHOOL, COUNTY, SPECIAL DISTRICT TAXES | 1,596,382.88 | Net Valuation Taxable-Municipal | 96,222,082 | Cash Liabilities | 463,850.29 |
| RESERVE FOR UNCOLLECTED TAXES | 167,694.82 | Net Valuation Taxable-County | 181,200,368 | Reserves for Receivables | 97,081.53 |
| EXPENDITURES TOTAL | 3,173,317.23 | State Equalized Valuation | 203,674,196 | Surplus Dec. 31, 1985 | 382,645.03 |
| | | State Equalization Ratio | 47.25 | Total | 943,576.85 |

0901
 Population 1980 **65,047**
 Population 1985 **63,487**
 S & P Rating **A**
 Moody Rating **AAA**

General Tax Rate Per \$100.

State Equalized Tax Rate **9.84**
3.43

BAYONNE CITY – HUDSON COUNTY

Form of Government:

Mayor–Council Plan C (OMCL 50)

Number of Members on Governing Body – 5

PER CAPITA:

Gross Debt **383.63**
 Net Debt **84.56**
 Debt Service **47.61**
 Total Tax Levy **648.44**
 Municipal Expenditures **513.96**

PER CENT:

Gross Debt **2.35**
 Net Debt **.52**
 Tax Levy Collected **98.15**
 Tax Levy Cancelled, Abated or Adjusted **.02**

| EXPENDITURES | | REVENUES-REALIZED | | 1985 PROPERTY TAX | |
|---|---------------|--|--------------------|--|--------------------|
| GENERAL GOVERNMENT | | | | STATE EQUALIZED TAX RATE | |
| Governing Body & Public Boards | 283,800.00 | 1985 Property Taxes Collected | 40,333,701.33 | Local District School Taxes | 1.27 15,227,580.00 |
| Municipal Clerk | 147,600.00 | 1985 Payments in Lieu of Taxes | | Regional & Consolidated School Tax | |
| Financial Administration | 327,050.00 | Delinquent Tax & Lien Collections | 506,328.23 | School Taxes in Municipal Budget | .09 1,023,076.30 |
| Assessment of Taxes | 115,000.00 | Business Personalty Replacement Taxes | 2,816,890.00 | County Taxes | .78 9,375,954.35 |
| Collection of Taxes | 153,300.00 | Taxes from Public Utilities | 3,313,060.00 | County Library Taxes | |
| Planning, Housing & Development | 59,500.00 | Other Miscellaneous Tax Revenues | | Local Municipal Purpose Taxes | 1.29 15,370,374.69 |
| Human Resources | 641,459.50 | State Aid Revenues | 3,392,275.35 | Veteran & Senior Citizen Taxes | |
| Elections | 23,000.00 | Federal Aid Revenues | | Total Taxes for Rate Computation | 3.43 41,527,085.34 |
| General Administration (other) | 1,558,170.00 | State and Local Fiscal Assistance Act Utilized | 746,952.74 | Special District Taxes | |
| JUDICIARY | | Sale of Acquired Property | | Bank Corp. Taxes | 72,339.71 |
| Municipal Courts | 363,500.00 | Other Miscellaneous Revenues | 4,129,737.98 | Added and Omitted Taxes | 97,921.32 |
| PUBLIC SAFETY | | Total | 55,238,945.63 | Total Taxes Levied - ABSTRACT | 41,167,246.37 |
| Fire Protection | 5,467,550.00 | Prior Years Surplus Appropriated | 3,400,000.00 | Total Taxes Billed | 41,094,906.66 |
| Police Protection | 5,799,983.90 | REVENUES TOTAL | 58,638,945.63 | 1985 TAXES COLLECTED | 40,333,701.33 |
| Civil Defense & Disaster Control | 32,400.00 | Reserve For Uncollected Taxes | 2,000,838.46 | 1985 Taxes Cancelled, Abated or Adjusted | 9,819.87 |
| Environmental Inspection & Control | 251,600.00 | | | Transfer to Tax Title Liens or Foreclosed | 29,768.22 |
| Other Public Safety | 119,250.00 | CAPITAL OUTLAY TOTAL | 4,411,034.52 | Balance Outstanding Dec. 31, 1985 | 721,617.24 |
| PUBLIC WORKS | | | | PRIOR YEARS TAXES OUTSTANDING | |
| Streets and Drainage | 2,082,000.00 | Public Enterprises | 670,694.84 | Balance January 1, 1985 | 884,277.26 |
| Sewers and Sewage Processing | | Recreation—Culture | 518.92 | Collected in 1985 | 438,425.42 |
| Garbage and Trash Disposal | 1,180,000.00 | Public Works | 2,530.32 | Cancelled, Abated or Adjusted 1985 | 83,959.34 |
| Public Buildings and Grounds | 998,300.00 | Buildings and Grounds | 554,521.44 | Transfers to Tax Title Liens or Foreclosed | 7,575.51 |
| Other Public Works | 235,500.00 | Library and Education | 3,182,769.00 | Balance December 31, 1985 | 354,316.99 |
| HEALTH and WELFARE | | Conservation | | TAX TITLE LIENS OUTSTANDING | |
| Health Services Except Environmental | 538,131.00 | All Other | | Balance January 1, 1985 | 149,983.96 |
| Welfare-Public Assistance | 225,100.00 | CAPITAL DEBT AUTHORIZED, DECEMBER 31, 1985 | | Transfer From Taxes | 38,230.51 |
| Hospitals, Clinics, First Aid | 33,140.00 | ISSUED AND UNISSUED | | Redeemed in 1985 | 67,903.01 |
| Animal, Insect, & Rodent Control | 8,000.00 | School | 18,987,000 | Cancelled, Abated or Adjusted (1985) | 7,438.93 |
| Other Welfare Services | 41,800.00 | Self-liquidating | 992,499 | Transfers to Foreclosed Property | |
| RECREATION and CONSERVATION | | Other | 4,376,000 | Balance December 31, 1985 | 112,872.53 |
| Beaches and Boardwalks | | Total | 24,355,499 | PROPERTY ACQUIRED BY DEED OR | |
| Parks, Playgrounds, Shade Trees | 451,750.00 | | | FORECLOSURE | |
| Land Reclamation & Conservation | 55,500.00 | ISSUED AND OUTSTANDING | | Balance January 1, 1985 | 2,920,541.00 |
| Other Recreational Services | 126,400.00 | School | 17,570,000.00 | Transfers From Taxes or Liens | |
| EDUCATION (excluding schools) | | Self-Liquidating | 826,000.00 | Sale for Cash (1985) | |
| Libraries | 968,900.00 | Other | 3,626,000.00 | Cancelled, Abated or Adjusted (1985) | |
| Other Educational Services | | Total | 22,022,000.00 | Balance December 31, 1985 | 2,920,541.00 |
| STATUTORY EXPENDITURES | | EQUALIZED VALUATION BASIS | | CURRENT FINANCES DECEMBER 31, 1985 | |
| Pensions & F. I. C. A. | 3,353,019.00 | FOR NET DEBT COMPUTATION | 1,036,869,178 | ASSETS | |
| Employee Fringe Benefits | 1,448,500.00 | REAL PROPERTY VALUATIONS | | Cash Dec. 31, 1985 | 9,793,475.26 |
| Other Statutory Expenditures | 50,000.00 | Code Class # of Parcels % VAL'N | ASSESSED VALUATION | Taxes Receivable | 1,075,934.23 |
| CETA And Other Public Employment Programs | | 1 Vacant Land 515 2.67 | 11,005,000.00 | Tax Title Liens | 112,872.53 |
| MUNICIPAL FUNCTIONS TOTAL | 27,139,203.40 | 2 Residential 9771 45.05 | 185,364,200.00 | Foreclosed Property | 2,920,541.00 |
| CAPITAL IMPROVEMENTS *MEMO* | 110,000.00 | 3 Farm | | Emergencies & Other Deferred Charges | |
| DEBT SERVICE | | 4a Commercial 1412 13.69 | 56,336,100.00 | State and Federal Aid Receivable | 269,392.40 |
| Principal Payments | 1,256,912.98 | 4b Industrial 176 33.18 | 136,497,400.00 | Other Receivables | 775,888.58 |
| Interest Payments | 1,765,877.84 | 4c Apartments 362 5.40 | 22,232,300.00 | Total | 14,948,104.00 |
| TYPE I SCHL DEBT *MEMO | 1,312,020.93 | Total 12236 | 411,435,000.00 | LIABILITIES, RESERVES, AND SURPLUS | |
| DEFERRED CHARGES | 466,751.59 | Land Area 5.39 Sq. Miles | | Cash Liabilities | 3,030,812.09 |
| SCHOOL, COUNTY, SPECIAL DISTRICT TAXES | 25,626,610.65 | Net Valuation Taxable-Municipal | 416,627,702 | Reserves for Receivables | 4,885,236.34 |
| RESERVE FOR UNCOLLECTED TAXES | 2,000,838.46 | Net Valuation Taxable-County | 1,075,990,490 | Surplus Dec. 31, 1985 | 7,032,055.57 |
| EXPENDITURES TOTAL | 58,256,194.92 | State Equalized Valuation | 1,185,331,968 | Total | 14,948,104.00 |
| | | State Equalization Ratio | 34.88 | | |

1985/3000

* ABOVE DEBT SERVICE INCLUDES TYPE I SCHOOL DEBT

1503
 Population 1980 **1,714**
 Population 1985 **1,776**
 S & P Rating **BBB+**
 Moody Rating

General Tax Rate Per \$100. **1.38**
 State Equalized Tax Rate **1.15**

BEACH HAVEN BOROUGH – OCEAN CO.
Form of Government:
Commission (1911)
Number of Members on Governing Body – 3

PER CAPITA:
 Gross Debt **2,384.29**
 Net Debt **1,083.16**
 Debt Service **116.54**
 Total Tax Levy **1,981.38**
 Municipal Expenditures **1,278.10**

PER CENT:
 Gross Debt **1.58**
 Net Debt **.72**
 Tax Levy Collected **96.03**
 Tax Levy Cancelled, Abated or Adjusted

| EXPENDITURES | | REVENUES-REALIZED | | 1985 PROPERTY TAX | |
|--|--------------|--|--|---|--------------|
| GENERAL GOVERNMENT | | | | STATE EQUALIZED TAX RATE | |
| Governing Body & Public Boards | 50.00 | 1985 Property Taxes Collected | | Local District School Taxes | .16 |
| Municipal Clerk | | 1985 Payments in Lieu of Taxes | | Regional & Consolidated School Tax | .20 |
| Financial Administration | 37,796.00 | Delinquent Tax & Lien Collections | | School Taxes in Municipal Budget | |
| Assessment of Taxes | 19,200.00 | Business Personality Replacement Taxes | | County Taxes | .40 * |
| Collection of Taxes | 27,504.00 | Taxes from Public Utilities | | County Library Taxes | |
| Planning, Housing & Development | 25,000.00 | Other Miscellaneous Tax Revenues | | Local Municipal Purpose Taxes | .38 |
| Human Resources | | State Aid Revenues | | Veteran & Senior Citizen Taxes | |
| Elections | | Federal Aid Revenues | | Total Taxes for Rate Computation | 1.14 |
| General Administration (other) | 184,591.00 | State and Local Fiscal Assistance Act Utilized | | Special District Taxes | |
| JUDICIARY | | State of Acquired Property | | Bank Corp. Taxes | 10,173.46 |
| Municipal Courts | 20,575.00 | Other Miscellaneous Revenues | | Added and Omitted Taxes | 26,564.00 |
| PUBLIC SAFETY | | Prior Years Surplus Appropriated | | Total Taxes Levied - ABSTRACT | 3,518,931.06 |
| Fire Protection | 16,700.00 | REVENUES | | Total Taxes Billed | 3,508,757.60 |
| Police Protection | 351,407.46 | Reserve For Uncollected Taxes | | 1985 TAXES COLLECTED | 3,369,532.01 |
| Civil Defense & Disaster Control | 3,460.00 | CAPITAL OUTLAY | | 1985 Taxes Cancelled, Abated or Adjusted | |
| Environmental Inspection & Control | 40,850.00 | Public Enterprises | | Transfer to Tax Title Liens or Foreclosed | 1,359.70 |
| Other Public Safety | | Recreation—Culture | | Balance Outstanding Dec. 31, 1985 | 137,865.89 |
| PUBLIC WORKS | | Public Works | | PRIOR YEARS TAXES OUTSTANDING | |
| Streets and Drainage | 256,100.00 | Buildings and Grounds | | Balance January 1, 1985 | 188,970.68 |
| Sewers and Sewage Processing | 5,600.00 | Library and Education | | Collected in 1985 | 187,249.90 |
| Garbage and Trash Disposal | 236,276.00 | Conservation | | Cancelled, Abated or Adjusted 1985 | |
| Public Buildings and Grounds | 66,500.00 | All Other | | Transfers to Tax Title Liens or Foreclosed | |
| Other Public Works | | CAPITAL DEBT AUTHORIZED, DECEMBER 31, 1985 | | Balance December 31, 1985 | 1,720.78 |
| HEALTH and WELFARE | | ISSUED AND UNISSUED | | TAX TITLE LIENS OUTSTANDING | |
| Health Services Except Environmental | 43,740.00 | SCHOOL | | Balance January 1, 1985 | 4,960.58 |
| Welfare-Public Assistance | 2,500.00 | Self-liquidating | | Transfer From Taxes | 1,359.70 |
| Hospitals, Clinics, First Aid | 2,000.00 | Other | | Redeemed in 1985 | |
| Animal, Insect, & Rodent Control | 1,500.00 | Total | | Cancelled, Abated or Adjusted (1985) | |
| Other Welfare Services | | ISSUED AND OUTSTANDING | | Transfers to Foreclosed Property | |
| RECREATION and CONSERVATION | | EQUALIZED VALUATION BASIS | | Balance December 31, 1985 | 6,320.28 |
| Beaches and Boardwalks | 106,489.00 | FOR NET DEBT COMPUTATION | | PROPERTY ACQUIRED BY DEED OR FORECLOSURE | |
| Parks, Playgrounds, Shade Trees | 13,500.00 | REAL PROPERTY VALUATIONS | | Balance January 1, 1985 | 24,705.00 |
| Land Reclamation & Conservation | 32,000.00 | Code Class # of Parcels % VAL'N | | Transfers From Taxes or Liens | |
| Other Recreational Services | 9,325.00 | 1 Vacant Land 197 4.26 | | Sale for Cash (1985) | |
| EDUCATION (excluding schools) | | 2 Residential 1794 79.73 | | Cancelled, Abated or Adjusted (1985) | |
| Libraries | 35,537.00 | 3 Farm | | Balance December 31, 1985 | 24,705.00 |
| Other Educational Services | 500.00 | 4a Commercial 113 11.98 | | CURRENT FINANCES DECEMBER 31, 1985 | |
| STATUTORY EXPENDITURES | | 4b Industrial | | ASSETS | |
| Pensions & F. I. C. A. | 131,067.51 | 4c Apartments 69 4.03 | | Cash Dec. 31, 1985 | 1,604,063.82 |
| Employee Fringe Benefits | 85,300.00 | Total 2173 | | Taxes Receivable | 139,586.67 |
| Other Statutory Expenditures | 9,133.22 | Land Area 1.00 Sq. Miles | | Tax Title Liens | 6,320.28 |
| CETA And Other Public Employment Programs | | Net Valuation Taxable-Municipal | | Foreclosed Property | 24,705.00 |
| MUNICIPAL FUNCTIONS | | Net Valuation Taxable-County | | Emergencies & Other Deferred Charges | 88,214.28 |
| CAPITAL IMPROVEMENTS | | State Equalized Valuation | | State and Federal Aid Receivable | 29,600.00 |
| DEBT SERVICE | | State Equalization Ratio | | Other Receivables | 39,016.68 |
| Principal Payments | 96,175.00 | | | Total | 1,931,506.73 |
| Interest Payments | 110,796.91 | | | LIABILITIES, RESERVES, AND SURPLUS | |
| DEFERRED CHARGES | | | | Cash Liabilities | 1,071,630.35 |
| SCHOOL, COUNTY, SPECIAL DISTRICT TAXES | 30,738.09 | | | Reserves for Receivables | 209,628.63 |
| RESERVE FOR UNCOLLECTED TAXES | 2,320,193.60 | | | Surplus Dec. 31, 1985 | 650,247.75 |
| EXPENDITURES | | | | Total | 1,931,506.73 |
| TOTAL | 4,590,104.79 | | | | |

1504
Population 1980 7,687
Population 1985 8,032
S & P Rating
Moody Rating BAA1

General Tax Rate Per \$100. 3.70
State Equalized Tax Rate 2.49

BEACHWOOD BOROUGH - OCEAN COUNTY
Form of Government:
Borough Council
Number of Members on Governing Body - 6

PER CAPITA:
Gross Debt 788.16
Net Debt 311.42
Debt Service 36.72
Total Tax Levy 503.61
Municipal Expenditures 290.14
PER CENT:
Gross Debt 4.22
Net Debt 1.67
Tax Levy Collected 93.36
Tax Levy Cancelled, Abated or Adjusted

| EXPENDITURES | | REVENUES-REALIZED | | 1985 PROPERTY TAX | |
|---|--------------|--|----------------|--|--------------|
| GENERAL GOVERNMENT | | | | STATE EQUALIZED TAX RATE → | |
| Governing Body & Public Boards | | | | Local District School Taxes | |
| Municipal Clerk | | | | Regional & Consolidated School Tax 1.50 | 2,414,521.75 |
| Financial Administration | 45,424.00 | 1985 Property Taxes Collected | 3,757,947.40 | School Taxes in Municipal Budget | |
| Assessment of Taxes | 23,800.00 | 1985 Payments in Lieu of Taxes | | County Taxes .43 * | 686,642.98 |
| Collection of Taxes | 36,798.00 | Delinquent Tax & Lien Collections | 286,396.30 | County Library Taxes .03 | 44,536.52 |
| Planning, Housing & Development | 8,700.00 | Business Personalty Replacement Taxes | 10,925.88 | Local Municipal Purpose Taxes .52 | 842,000.00 |
| Human Resources | | Taxes from Public Utilities | 323,290.00 | Veteran & Senior Citizen Taxes | 108,500.00 |
| Elections | 1,000.00 | Other Miscellaneous Tax Revenues | | Total Taxes for Rate Computation 2.48 | 4,096,201.25 |
| General Administration (other) | 267,230.00 | State Aid Revenues | 75,206.76 | Special District Taxes | |
| JUDICIARY | | Federal Aid Revenues | 5,000.00 | Bank Corp. Taxes | |
| Municipal Courts | 94,428.54 | State and Local Fiscal Assistance Act Utilized | 116,256.00 | Added and Omitted Taxes | 57,278.36 |
| PUBLIC SAFETY | | Sale of Acquired Property | | Total Taxes Levied - ABSTRACT | 4,044,979.61 |
| Fire Protection | 53,300.00 | Other Miscellaneous Revenues | 413,346.62 | Total Taxes Billed | 4,025,329.87 |
| Police Protection | 463,098.23 | Total | 4,988,368.96 | 1985 TAXES COLLECTED | 3,757,947.40 |
| Civil Defense & Disaster Control | 7,760.00 | Prior Years Surplus Appropriated | 585,000.00 | 1985 Taxes Cancelled, Abated or Adjusted | |
| Environmental Inspection & Control | 10,088.00 | REVENUES TOTAL | 5,573,368.96 | Transfer to Tax Title Liens or Foreclosed | 6,412.38 |
| Other Public Safety | | Reserve For Uncollected Taxes | 406,509.00 | Balance Outstanding Dec. 31, 1985 | 260,970.09 |
| PUBLIC WORKS | | CAPITAL OUTLAY TOTAL | 1,205,295.33 | PRIOR YEARS TAXES OUTSTANDING | |
| Streets and Drainage | 185,200.36 | Public Enterprises | 423,343.05 | Balance January 1, 1985 | 276,760.85 |
| Sewers and Sewage Processing | | Recreation—Culture | 80,884.71 | Collected in 1985 | 272,932.16 |
| Garbage and Trash Disposal | 146,720.00 | Public Works | 442,827.86 | Cancelled, Abated or Adjusted 1985 | |
| Public Buildings and Grounds | 48,988.49 | Buildings and Grounds | 258,239.71 | Transfers to Tax Title Liens or Foreclosed | 1,327.40 |
| Other Public Works | | Library and Education | | Balance December 31, 1985 | 2,501.29 |
| HEALTH and WELFARE | | Conservation | | TAX TITLE LIENS OUTSTANDING | |
| Health Services Except Environmental | 1,300.00 | All Other | | Balance January 1, 1985 | 34,673.38 |
| Welfare-Public Assistance | 9,121.00 | CAPITAL DEBT AUTHORIZED, DECEMBER 31, 1985 | | Transfer From Taxes | 7,857.28 |
| Hospitals, Clinics, First Aid | | ISSUED AND UNISSUED | | Redeemed in 1985 | 13,464.14 |
| Animal, Insect, & Rodent Control | | School | 1,215,843 | Cancelled, Abated or Adjusted (1985) | |
| Other Welfare Services | | Self-liquidating | 2,613,300 | Transfers to Foreclosed Property | 5,777.84 |
| RECREATION and CONSERVATION | | Other | 2,501,365 | Balance December 31, 1985 | 23,288.68 |
| Beaches and Boardwalks | 10,500.00 | Total | 6,330,508 | PROPERTY ACQUIRED BY DEED OR FORECLOSURE | |
| Parks, Playgrounds, Shade Trees | 2,350.00 | ISSUED AND OUTSTANDING | | Balance January 1, 1985 | 1,051,162.61 |
| Land Reclamation & Conservation | 2,050.00 | School | 1,215,843.95 | Transfers From Taxes or Liens | 5,777.84 |
| Other Recreational Services | 16,125.00 | Self-Liquidating | 2,185,000.00 | Sale for Cash (1985) | |
| EDUCATION (excluding schools) | | Other | 2,459,100.00 | Cancelled, Abated or Adjusted (1985) | |
| Libraries | 1,770.00 | Total | 5,859,943.95 | Balance December 31, 1985 | 1,056,940.45 |
| Other Educational Services | | EQUALIZED VALUATION BASIS | | CURRENT FINANCES DECEMBER 31, 1985 | |
| STATUTORY EXPENDITURES | | FOR NET DEBT COMPUTATION | 149,895,608 | ASSETS | |
| Pensions & F. I. C. A. | 105,947.25 | REAL PROPERTY VALUATIONS | | Cash Dec. 31, 1985 | 2,211,867.30 |
| Employee Fringe Benefits | 73,301.73 | Code Class # of Parcels % VAL'N | | Taxes Receivable | 263,471.38 |
| Other Statutory Expenditures | 14,000.12 | 1 Vacant Land 1691 6.24 | 6,693,300.00 | Tax Title Liens | 23,288.68 |
| CETA And Other Public Employment Programs | | 2 Residential 2767 89.71 | 96,287,300.00 | Foreclosed Property | 1,056,940.45 |
| MUNICIPAL FUNCTIONS TOTAL | 1,629,000.72 | 3 Farm | | Emergencies & Other Deferred Charges | 70,632.65 |
| CAPITAL IMPROVEMENTS *MEMO* | 5,000.00 | 4a Commercial 65 4.05 | 4,352,000.00 | State and Federal Aid Receivable | |
| DEBT SERVICE | | 4b Industrial | | Other Receivables | 839,537.80 |
| Principal Payments | 135,000.00 | 4c Apartments | | Total | 4,465,738.26 |
| Interest Payments | 159,929.40 | Total | 107,332,600.00 | LIABILITIES, RESERVES, AND SURPLUS | |
| DEFERRED CHARGES | | Land Area 2.80 Sq. Miles | | Cash Liabilities | 1,566,285.26 |
| SCHOOL, COUNTY, SPECIAL DISTRICT TAXES | 3,145,701.25 | Net Valuation Taxable-Municipal | 107,843,461 | Reserves for Receivables | 2,183,238.31 |
| RESERVE FOR UNCOLLECTED TAXES | 406,509.00 | Net Valuation Taxable-County | 151,429,204 | Surplus Dec. 31, 1985 | 716,214.69 |
| EXPENDITURES TOTAL | 5,476,140.37 | State Equalized Valuation | 160,255,764 | Total | 4,465,738.26 |
| | | State Equalization Ratio | 67.19 | | |

1801
 Population 1980 **2,469**
 Population 1985 **3,914**
 S & P Rating
 Moody Rating

General Tax Rate Per \$100.

2.27
 State Equalized Tax Rate
1.17

BEDMINSTER TOWNSHIP – SOMERSET CO.
Form of Government:
Township Committee
Number of Members on Governing Body – 3

PER CAPITA:
 Gross Debt **1,443.08**
 Net Debt **1,376.68**
 Debt Service **71.38**
 Total Tax Levy **1,213.60**
 Municipal Expenditures **663.58**

PER CENT:
 Gross Debt **1.82**
 Net Debt **1.73**
 Tax Levy Collected **96.91**
 Tax Levy Cancelled, Abated or Adjusted **.03**

| EXPENDITURES | | REVENUES-REALIZED | | 1985 PROPERTY TAX | |
|---|---------------------|--|-----------------------|--|---------------------|
| GENERAL GOVERNMENT | | | | STATE EQUALIZED TAX RATE 1.17 | |
| Governing Body & Public Boards | | 1985 Property Taxes Collected | 4,608,548.00 | Local District School Taxes | 1,379,044.00 |
| Municipal Clerk | | 1985 Payments in Lieu of Taxes | | Regional & Consolidated School Tax | |
| Financial Administration | 32,225.00 | Delinquent Tax & Lien Collections | 304,953.78 | School Taxes in Municipal Budget | |
| Assessment of Taxes | 24,240.00 | Business Personalty Replacement Taxes | 59,576.56 | County Taxes | 1,826,464.41 |
| Collection of Taxes | 17,500.00 | Taxes from Public Utilities | 347,640.00 | County Library Taxes | |
| Planning, Housing & Development | 249,086.15 | Other Miscellaneous Tax Revenues | | Local Municipal Purpose Taxes | 1,107,861.91 |
| Human Resources | | State Aid Revenues | 106,548.43 | Veteran & Senior Citizen Taxes | 18,100.00 |
| Elections | | Federal Aid Revenues | | Total Taxes for Rate Computation | 4,331,470.32 |
| General Administration (other) | 527,596.83 | State and Local Fiscal Assistance Act Utilized | 12,423.22 | Special District Taxes | |
| JUDICIARY * | | Sale of Acquired Property | | Bank Corp. Taxes | 10,633.49 |
| Municipal Courts | 58,475.00 | Other Miscellaneous Revenues | 924,471.35 | Added and Omitted Taxes | 426,014.69 |
| PUBLIC SAFETY | | Total | 6,364,161.34 | Total Taxes Levied - ABSTRACT | 4,750,018.50 |
| Fire Protection | 68,430.00 | Prior Years Surplus Appropriated | 632,523.00 | Total Taxes Billed | 4,755,464.86 |
| Police Protection | 351,076.86 | REVENUES | 6,996,684.34 | 1985 TAXES COLLECTED | 4,608,548.00 |
| Civil Defense & Disaster Control | 300.00 | Reserve For Uncollected Taxes | 229,293.45 | 1985 Taxes Cancelled, Abated or Adjusted | 1,368.14 |
| Environmental Inspection & Control | 23,000.00 | CAPITAL OUTLAY | 53,968.20 | Transfer to Tax Title Liens or Foreclosed | |
| Other Public Safety | | Total | 53,968.20 | Balance Outstanding Dec. 31, 1985 | 145,548.72 |
| PUBLIC WORKS | | Public Enterprises | 1,594.00 | PRIOR YEARS TAXES OUTSTANDING | |
| Streets and Drainage | 320,410.00 | Recreation—Culture | | Balance January 1, 1985 | 306,164.57 |
| Sewers and Sewage Processing | | Public Works | 52,374.20 | Collected in 1985 | 304,953.78 |
| Garbage and Trash Disposal | 35,440.00 | Buildings and Grounds | | Cancelled, Abated or Adjusted 1985 | 124.61 |
| Public Buildings and Grounds | 22,000.00 | Library and Education | | Transfers to Tax Title Liens or Foreclosed | |
| Other Public Works | | Conservation | | Balance December 31, 1985 | 1,086.18 |
| HEALTH and WELFARE | | All Other | | TAX TITLE LIENS OUTSTANDING | |
| Health Services Except Environmental | 38,942.00 | CAPITAL DEBT AUTHORIZED, DECEMBER 31, 1985 | | Balance January 1, 1985 | |
| Welfare-Public Assistance | 4,205.00 | ISSUED AND UNISSUED | | Transfer From Taxes | |
| Hospitals, Clinics, First Aid | | SCHOOL | | Redeemed in 1985 | |
| Animal, Insect, & Rodent Control | | Self-liquidating | 200,000 | Cancelled, Abated or Adjusted (1985) | |
| Other Welfare Services | | Other | 5,448,225 | Transfers to Foreclosed Property | |
| RECREATION and CONSERVATION | | Total | 5,648,225 | Balance December 31, 1985 | |
| Beaches and Boardwalks | | ISSUED AND OUTSTANDING | | PROPERTY ACQUIRED BY DEED OR | |
| Parks, Playgrounds, Shade Trees | 4,585.00 | SCHOOL | | FORECLOSURE | |
| Land Reclamation & Conservation | 15,505.00 | Self-Liquidating | | Balance January 1, 1985 | |
| Other Recreational Services | | Other | 5,289,375.00 | Transfers From Taxes or Liens | |
| EDUCATION (excluding schools) | | Total | 5,289,375.00 | Sale for Cash (1985) | |
| Libraries | 91,776.00 | EQUALIZED VALUATION BASIS | | Cancelled, Abated or Adjusted (1985) | |
| Other Educational Services | 3,500.00 | FOR NET DEBT COMPUTATION | 310,832,357 | Balance December 31, 1985 | |
| STATUTORY EXPENDITURES | | REAL PROPERTY VALUATIONS | | CURRENT FINANCES DECEMBER 31, 1985 | |
| Pensions & F. I. C. A. | 109,250.00 | Code Class # of Parcels % VAL'N | | ASSETS | |
| Employee Fringe Benefits | 45,978.00 | 1 Vacant Land 991 6.82 | 12,612,450.00 | Cash Dec. 31, 1985 | 2,769,579.14 |
| Other Statutory Expenditures | | 2 Residential 834 37.98 | 70,288,100.00 | Taxes Receivable | 146,634.90 |
| CETA And Other Public Employment Programs | | 3 Farm 365 17.85 | 33,025,290.00 | Tax Title Liens | |
| MUNICIPAL FUNCTIONS | 2,043,520.84 | 4a Commercial 71 37.36 | 69,132,900.00 | Foreclosed Property | |
| CAPITAL IMPROVEMENTS | 5,000.00 | 4b Industrial | | Emergencies & Other Deferred Charges | 45,400.00 |
| DEBT SERVICE | | 4c Apartments | | State and Federal Aid Receivable | |
| Principal Payments | 37,000.00 | Total | 185,058,740.00 | Other Receivables | 2,427.87 |
| Interest Payments | 242,394.52 | Land Area 26.70 Sq. Miles | | Total | 2,964,041.91 |
| DEFERRED CHARGES | 45,037.54 | Net Valuation Taxable-Municipal | 190,724,676 | LIABILITIES, RESERVES, AND SURPLUS | |
| SCHOOL, COUNTY, SPECIAL DISTRICT TAXES | 3,205,508.41 | Net Valuation Taxable-County | 362,906,166 | Cash Liabilities | 268,077.80 |
| RESERVE FOR UNCOLLECTED TAXES | 229,293.45 | State Equalized Valuation | 364,933,535 | Reserves for Receivables | 149,062.77 |
| EXPENDITURES | 5,802,754.76 | State Equalization Ratio | 51.51 | Surplus Dec. 31, 1985 | 2,546,901.34 |
| TOTAL | | | | Total | 2,964,041.91 |

0701
 Population 1980 **35,367**
 Population 1985 **36,077**
 S & P Rating
 Moody Rating **A**

General Tax Rate Per \$100.
5.50
 State Equalized Tax Rate
3.22

BELLEVILLE TOWNSHIP - ESSEX COUNTY
Form of Government:
Commission (1911)
Number of Members on Governing Body - 5

PER CAPITA:
 Gross Debt **351.66**
 Net Debt **324.86**
 Debt Service **1.30**
 Total Tax Levy **699.98**
 Municipal Expenditures **415.43**
 PER CENT:
 Gross Debt **1.85**
 Net Debt **1.71**
 Tax Levy Collected **95.22**
 Tax Levy Cancelled, Abated or Adjusted **1.37**

| EXPENDITURES | | REVENUES-REALIZED | | 1985 PROPERTY TAX | |
|--|---------------|---|----------------|---|--------------------|
| GENERAL GOVERNMENT | | | | STATE EQUALIZED TAX RATE → | |
| Governing Body & Public Boards | 62,528.70 | 1985 Property Taxes Collected | 24,052,107.90 | Local District School Taxes | 1.26 9,681,691.00 |
| Municipal Clerk | 77,230.79 | 1985 Payments in Lieu of Taxes | | Regional & Consolidated School Tax | |
| Financial Administration | 165,038.03 | Delinquent Tax & Lien Collections | 709,229.10 | School Taxes in Municipal Budget | |
| Assessment of Taxes | 61,614.00 | Business Personalty Replacement Taxes | 910,853.84 | County Taxes | .99 7,603,493.81 |
| Collection of Taxes | 70,513.59 | Taxes from Public Utilities | 2,168,208.00 | County Library Taxes | |
| Planning, Housing & Development | 44,310.00 | Other Miscellaneous Tax Revenues | | Local Municipal Purpose Taxes | .97 7,391,773.49 |
| Human Resources | 141,607.00 | State Aid Revenues | 1,191,826.57 | Veteran & Senior Citizen Taxes | 387,000.00 |
| Elections | 12,379.16 | Federal Aid Revenues | | Total Taxes for Rate Computation | 3.22 25,063,958.30 |
| General Administration (other) | 845,387.52 | State and Local Fiscal Assistance Act Utilized | 672,417.00 | Special District Taxes | |
| JUDICIARY | 131,261.00 | Sale of Acquired Property | | Bank Corp. Taxes | 3,838.35 |
| Municipal Courts | | Other Miscellaneous Revenues | 1,096,074.23 | Added and Omitted Taxes | 572,427.14 |
| PUBLIC SAFETY | | Total | 30,800,716.64 | Total Taxes Levied - ABSTRACT | 25,253,223.79 |
| Fire Protection | 2,325,939.91 | Prior Years Surplus Appropriated | 1,780,000.00 | Total Taxes Billed | 25,259,419.14 |
| Police Protection | 3,159,522.63 | REVENUES TOTAL | 32,580,716.64 | 1985 TAXES COLLECTED | 24,052,107.90 |
| Civil Defense & Disaster Control | 6,709.00 | Reserve For Uncollected Taxes | 1,473,208.17 | 1985 Taxes Cancelled, Abated or Adjusted | 345,495.28 |
| Environmental Inspection & Control | 165,934.92 | | | Transfer to Tax Title Liens or Foreclosed | 57,623.98 |
| Other Public Safety | 25,592.01 | | | Balance Outstanding Dec. 31, 1985 | 804,191.98 |
| PUBLIC WORKS | | CAPITAL OUTLAY TOTAL | 673,884.01 | PRIOR YEARS TAXES OUTSTANDING | |
| Streets and Drainage | 1,065,734.71 | Public Enterprises | 24,460.63 | Balance January 1, 1985 | 784,147.69 |
| Sewers and Sewage Processing | 816,241.00 | Recreation—Culture | | Collected in 1985 | 666,460.17 |
| Garbage and Trash Disposal | 762,745.91 | Public Works | 293,754.90 | Cancelled, Abated or Adjusted 1985 | |
| Public Buildings and Grounds | 441,124.00 | Buildings and Grounds | 355,668.48 | Transfers to Tax Title Liens or Foreclosed | 52,599.73 |
| Other Public Works | 111,568.48 | Library and Education | | Balance December 31, 1985 | 65,087.79 |
| HEALTH and WELFARE | | Conservation | | TAX TITLE LIENS OUTSTANDING | |
| Health Services Except Environmental | 504,903.94 | All Other | | Balance January 1, 1985 | 225,944.78 |
| Welfare-Public Assistance | 96,575.98 | | | Transfer From Taxes | 115,087.69 |
| Hospitals, Clinics, First Aid | 27,325.72 | CAPITAL DEBT AUTHORIZED, DECEMBER 31, 1985 | | Redeemed in 1985 | 42,768.93 |
| Animal, Insect, & Rodent Control | 4,000.00 | ISSUED AND UNISSUED GROSS DEBT | | Cancelled, Abated or Adjusted (1985) | |
| Other Welfare Services | | School | 967,000 | Transfers to Foreclosed Property | |
| RECREATION and CONSERVATION | | Self-liquidating | 400,000 | Balance December 31, 1985 | 298,263.54 |
| Beaches and Boardwalks | | Other | 11,320,016 | PROPERTY ACQUIRED BY DEED OR FORECLOSURE | |
| Parks, Playgrounds, Shade Trees | 142,435.00 | Total | 12,687,016 | Balance January 1, 1985 | 41,000.00 |
| Land Reclamation & Conservation | | ISSUED AND OUTSTANDING | | Transfers From Taxes or Liens | |
| Other Recreational Services | 440,209.00 | School | 967,000.00 | Sale for Cash (1985) | |
| EDUCATION (excluding schools) | | Self-Liquidating | | Cancelled, Abated or Adjusted (1985) | |
| Libraries | 317,536.00 | Other | 10,428,000.00 | Balance December 31, 1985 | 41,000.00 |
| Other Educational Services | | Total | 11,395,000.00 | CURRENT FINANCES DECEMBER 31, 1985 | |
| STATUTORY EXPENDITURES | | EQUALIZED VALUATION BASIS FOR NET DEBT COMPUTATION | 685,609,911 | ASSETS | |
| Pensions & F. I. C. A. | 604,847.26 | REAL PROPERTY VALUATIONS | | Cash Dec. 31, 1985 | 2,871,477.45 |
| Employee Fringe Benefits | 749,344.00 | Code Class # of Parcels % VAL'N | | Taxes Receivable | 869,279.77 |
| Other Statutory Expenditures | 20,000.00 | 1 Vacant Land 292 .46 | 2,028,700.00 | Tax Title Liens | 298,263.54 |
| CETA And Other Public Employment Programs | | 2 Residential 7303 68.57 | 304,359,000.00 | Foreclosed Property | 41,000.00 |
| MUNICIPAL FUNCTIONS TOTAL | 13,400,159.26 | 3 Farm | | Emergencies & Other Deferred Charges | 394,197.55 |
| CAPITAL IMPROVEMENTS *MEMO* | 413,197.55 | 4a Commercial 586 12.08 | 53,608,500.00 | State and Federal Aid Receivable | |
| DEBT SERVICE | | 4b Industrial 165 8.14 | 36,125,400.00 | Other Receivables | 792,054.05 |
| Principal Payments | 19,000.00 | 4c Apartments 138 10.75 | 47,728,800.00 | Total | 5,266,272.36 |
| Interest Payments | 27,840.00 | Total 8484 | 443,850,400.00 | LIABILITIES, RESERVES, AND SURPLUS | |
| DEFERRED CHARGES | 67,423.12 | Land Area 3.30 Sq. Miles | | Cash Liabilities | 1,969,309.17 |
| SCHOOL, COUNTY, SPECIAL DISTRICT TAXES | 17,285,184.81 | Net Valuation Taxable-Municipal | 448,854,400 | Reserves for Receivables | 1,716,579.27 |
| RESERVE FOR UNCOLLECTED TAXES | 1,473,208.17 | Net Valuation Taxable-County | 703,701,355 | Surplus Dec. 31, 1985 | 1,580,383.92 |
| EXPENDITURES TOTAL | 32,272,815.36 | State Equalized Valuation | 762,063,627 | Total | 5,266,272.36 |
| | | State Equalization Ratio | 58.63 | | |

0404
 Population 1980 **13,721**
 Population 1985 **13,526**
 S & P Rating
 Moody Rating **BAA**

General Tax Rate Per \$100. **4.46**
 State Equalized Tax Rate **2.94**

BELLMAWR BOROUGH – CAMDEN COUNTY
Form of Government:
Borough Council
Number of Members on Governing Body – 6

PER CAPITA:
 Gross Debt **282.34**
 Net Debt **179.96**
 Debt Service **24.84**
 Total Tax Levy **559.06**
 Municipal Expenditures **243.68**

PER CENT:
 Gross Debt **1.66**
 Net Debt **1.06**
 Tax Levy Collected **95.87**
 Tax Levy Cancelled, Abated or Adjusted

| EXPENDITURES | | REVENUES-REALIZED | | 1985 PROPERTY TAX | |
|---|--------------|--|----------------|--|--------------|
| GENERAL GOVERNMENT | | | | STATE EQUALIZED TAX RATE | |
| Governing Body & Public Boards | 25,050.00 | 1985 Property Taxes Collected | 7,245,875.70 | Local District School Taxes | .86 |
| Municipal Clerk | | 1985 Payments in Lieu of Taxes | | Regional & Consolidated School Tax | .52 |
| Financial Administration | 39,110.00 | Delinquent Tax & Lien Collections | 190,810.65 | School Taxes in Municipal Budget | |
| Assessment of Taxes | 20,450.00 | Business Personalty Replacement Taxes | 104,440.88 | County Taxes | 1.01 |
| Collection of Taxes | 40,297.00 | Taxes from Public Utilities | 806,911.00 | County Library Taxes | .02 |
| Planning, Housing & Development | 12,401.25 | Other Miscellaneous Tax Revenues | | Local Municipal Purpose Taxes | .53 |
| Human Resources | | State Aid Revenues | 180,630.50 | Veteran & Senior Citizen Taxes | |
| Elections | 7,500.00 | Federal Aid Revenues | | Total Taxes for Rate Computation | 2.94 |
| General Administration (other) | 403,558.00 | State and Local Fiscal Assistance Act Utilized | 54,192.00 | Special District Taxes | |
| JUDICIARY | | Sale of Acquired Property | | Bank Corp. Taxes | 9,127.52 |
| Municipal Courts | 66,365.00 | Other Miscellaneous Revenues | | Added and Omitted Taxes | 31,515.93 |
| PUBLIC SAFETY | | Total | 9,062,811.00 | Total Taxes Levied - ABSTRACT | 7,561,785.80 |
| Fire Protection | 63,500.00 | Prior Years Surplus Appropriated | 200,000.00 | Total Taxes Billed | 7,558,349.62 |
| Police Protection | 607,100.00 | REVENUES TOTAL | 9,262,811.00 | 1985 TAXES COLLECTED | 7,245,875.70 |
| Civil Defense & Disaster Control | 3,000.00 | Reserve For Uncollected Taxes | 348,672.83 | 1985 Taxes Cancelled, Abated or Adjusted | |
| Environmental Inspection & Control | 20,945.00 | CAPITAL OUTLAY TOTAL | 392,252.67 | Transfer to Tax Title Liens or Foreclosed | 15,610.60 |
| Other Public Safety | | | | Balance Outstanding Dec. 31, 1985 | 296,863.32 |
| PUBLIC WORKS | | | | PRIOR YEARS TAXES OUTSTANDING | |
| Streets and Drainage | 522,000.00 | Public Enterprises | | Balance January 1, 1985 | 230,474.38 |
| Sewers and Sewage Processing | | Recreation—Culture | 3,150.00 | Collected in 1985 | 184,437.13 |
| Garbage and Trash Disposal | 242,753.31 | Public Works | 249,590.21 | Cancelled, Abated or Adjusted 1985 | |
| Public Buildings and Grounds | 56,525.00 | Buildings and Grounds | 139,512.46 | Transfers to Tax Title Liens or Foreclosed | |
| Other Public Works | 500.00 | Library and Education | | Balance December 31, 1985 | 46,037.25 |
| HEALTH and WELFARE | | Conservation | | TAX TITLE LIENS OUTSTANDING | |
| Health Services Except Environmental | 8,900.00 | All Other | | Balance January 1, 1985 | 83,110.01 |
| Welfare-Public Assistance | 11,480.00 | CAPITAL DEBT AUTHORIZED, DECEMBER 31, 1985 | | Transfer From Taxes | 15,610.60 |
| Hospitals, Clinics, First Aid | | ISSUED AND UNISSUED GROSS DEBT | | Redeemed in 1985 | 6,373.52 |
| Animal, Insect, & Rodent Control | 200.00 | School | 797,125 | Cancelled, Abated or Adjusted (1985) | |
| Other Welfare Services | | Self-liquidating | 1,152,800 | Transfers to Foreclosed Property | |
| RECREATION and CONSERVATION | | Other | 1,869,000 | Balance December 31, 1985 | 92,347.09 |
| Beaches and Boardwalks | | Total | 3,818,925 | PROPERTY ACQUIRED BY DEED OR | |
| Parks, Playgrounds, Shade Trees | 102,850.00 | ISSUED AND OUTSTANDING | | FORECLOSURE | |
| Land Reclamation & Conservation | 500.00 | School | 797,125.13 | Balance January 1, 1985 | 3,261.00 |
| Other Recreational Services | 14,800.00 | Self-Liquidating | 1,152,800.00 | Transfers From Taxes or Liens | |
| EDUCATION (excluding schools) | | Other | 1,143,650.00 | Sale for Cash (1985) | |
| Libraries | 9,125.00 | Total | 3,093,575.13 | Cancelled, Abated or Adjusted (1985) | |
| Other Educational Services | | EQUALIZED VALUATION BASIS | | Balance December 31, 1985 | 3,261.00 |
| STATUTORY EXPENDITURES | | FOR NET DEBT COMPUTATION | 230,605,994 | CURRENT FINANCES DECEMBER 31, 1985 | |
| Pensions & F. I. C. A. | 193,082.49 | REAL PROPERTY VALUATIONS | | ASSETS | |
| Employee Fringe Benefits | 119,400.00 | Code Class # of Parcels % VAL'N | | Cash Dec. 31, 1985 | 658,472.39 |
| Other Statutory Expenditures | 10,000.00 | 1 Vacant Land 180 1.62 | 2,723,300.00 | Taxes Receivable | 342,900.57 |
| CETA And Other Public Employment Programs | | 2 Residential 3290 64.66 | 108,427,900.00 | Tax Title Liens | 92,347.09 |
| MUNICIPAL FUNCTIONS TOTAL | 2,601,392.05 | 3 Farm | | Foreclosed Property | 3,522.00 |
| CAPITAL IMPROVEMENTS *MEMO* | 16,750.00 | 4a Commercial 108 7.45 | 12,489,400.00 | Emergencies & Other Deferred Charges | |
| DEBT SERVICE | | 4b Industrial 61 19.12 | 32,056,100.00 | State and Federal Aid Receivable | |
| Principal Payments | 251,554.87 | 4c Apartments 9 7.15 | 11,986,050.00 | Other Receivables | 193,192.41 |
| Interest Payments | 84,455.45 | Total 3648 | 167,682,750.00 | Total | 1,290,173.46 |
| DEFERRED CHARGES | 9,960.18 | Land Area 2.99 Sq. Miles | | LIABILITIES, RESERVES, AND SURPLUS | |
| SCHOOL, COUNTY, SPECIAL DISTRICT TAXES | 6,176,142.35 | Net Valuation Taxable-Municipal | 168,755,337 | Cash Liabilities | 468,722.64 |
| RESERVE FOR UNCOLLECTED TAXES | 348,672.83 | Net Valuation Taxable-County | 224,757,754 | Reserves for Receivables | 564,951.07 |
| EXPENDITURES TOTAL | 9,472,177.73 | State Equalized Valuation | 255,205,742 | Surplus Dec. 31, 1985 | 256,499.75 |
| | | State Equalization Ratio | 65.99 | Total | 1,290,173.46 |

1306
Population 1980 6,771
Population 1985 6,483
S & P Rating
Moody Rating A

General Tax Rate Per \$100. 2.34
State Equalized Tax Rate 2.02

BELMAR BOROUGH – MONMOUTH COUNTY
Form of Government:
Commission (1911)
Number of Members on Governing Body – 3

PER CAPITA:
Gross Debt 1,560.40
Net Debt 1,108.76
Debt Service 73.51
Total Tax Levy 687.59
Municipal Expenditures 960.31
PER CENT:
Gross Debt 5.13
Net Debt 3.64
Tax Levy Collected 94.82
Tax Levy Cancelled, Abated or Adjusted

| EXPENDITURES | REVENUES-REALIZED | 1985 PROPERTY TAX | |
|--|-------------------|--|--------------|
| GENERAL GOVERNMENT | | STATE EQUALIZED TAX RATE | |
| Governing Body & Public Boards | | Local District School Taxes .83 | 1,820,080.50 |
| Municipal Clerk | | Regional & Consolidated School Tax | |
| Financial Administration | | School Taxes in Municipal Budget | |
| Assessment of Taxes 31,871.00 | | County Taxes .50 * | 1,095,555.12 |
| Collection of Taxes 237,000.00 | | County Library Taxes | |
| Planning, Housing & Development 22,200.00 | | Local Municipal Purpose Taxes .69 | 1,523,931.50 |
| Human Resources 1,200.00 | | Veteran & Senior Citizen Taxes | 63,500.00 |
| Elections 2,200.00 | | Total Taxes for Rate Computation 2.02 | 4,503,067.12 |
| General Administration (other) 381,521.00 | | Special District Taxes | |
| JUDICIARY | | Bank Corp. Taxes | 7,446.94 |
| Municipal Courts 175,000.00 | | Added and Omitted Taxes | 10,652.93 |
| PUBLIC SAFETY | | Total Taxes Levied - ABSTRACT | 4,457,666.99 |
| Fire Protection 65,000.00 | | Total Taxes Billed | 4,456,401.35 |
| Police Protection 1,228,479.84 | | 1985 TAXES COLLECTED | 4,225,464.21 |
| Civil Defense & Disaster Control 4,000.00 | | 1985 Taxes Cancelled, Abated or Adjusted | |
| Environmental Inspection & Control 47,453.00 | | Transfer to Tax Title Liens or Foreclosed | |
| Other Public Safety | | Balance Outstanding Dec. 31, 1985 | 230,937.14 |
| PUBLIC WORKS | | PRIOR YEARS TAXES OUTSTANDING | |
| Streets and Drainage 678,968.29 | | Balance January 1, 1985 | 229,740.00 |
| Sewers and Sewage Processing | | Collected in 1985 | 229,740.00 |
| Garbage and Trash Disposal 452,989.15 | | Cancelled, Abated or Adjusted 1985 | |
| Public Buildings and Grounds 185,783.05 | | Transfers to Tax Title Liens or Foreclosed | |
| Other Public Works 300,000.00 | | Balance December 31, 1985 | |
| HEALTH and WELFARE | | TAX TITLE LIENS OUTSTANDING | |
| Health Services Except Environmental | | Balance January 1, 1985 | 22,096.79 |
| Welfare-Public Assistance 14,348.00 | | Transfer From Taxes | |
| Hospitals, Clinics, First Aid | | Redeemed in 1985 | 14,579.05 |
| Animal, Insect, & Rodent Control | | Cancelled, Abated or Adjusted (1985) | |
| Other Welfare Services | | Transfers to Foreclosed Property | |
| RECREATION and CONSERVATION | | Balance December 31, 1985 | 7,517.74 |
| Beaches and Boardwalks 561,000.94 | | PROPERTY ACQUIRED BY DEED OR | |
| Parks, Playgrounds, Shade Trees | | FORECLOSURE | |
| Land Reclamation & Conservation | | Balance January 1, 1985 | 16,850.00 |
| Other Recreational Services 311,375.00 | | Transfers From Taxes or Liens | |
| EDUCATION (excluding schools) | | Sale for Cash (1985) | |
| Libraries 65,362.00 | | Cancelled, Abated or Adjusted (1985) | |
| Other Educational Services | | Balance December 31, 1985 | 16,850.00 |
| STATUTORY EXPENDITURES | | CURRENT FINANCES DECEMBER 31, 1985 | |
| Pensions & F. I. C. A. | | ASSETS | |
| Employee Fringe Benefits 166,000.00 | | Cash Dec. 31, 1985 | 2,971,819.04 |
| Other Statutory Expenditures | | Taxes Receivable | 230,937.14 |
| CETA And Other Public Employment Programs | | Tax Title Liens | 7,517.74 |
| MUNICIPAL FUNCTIONS TOTAL 5,373,524.99 | | Foreclosed Property | 16,850.00 |
| CAPITAL IMPROVEMENTS *MEMO* 40,000.00 | | Emergencies & Other Deferred Charges | 42,000.00 |
| DEBT SERVICE | | State and Federal Aid Receivable | |
| Principal Payments 250,000.00 | | Other Receivables | 70,530.65 |
| Interest Payments 226,538.00 | | Total | 3,339,654.57 |
| DEFERRED CHARGES 21,000.00 | | LIABILITIES, RESERVES, AND SURPLUS | |
| SCHOOL, COUNTY, SPECIAL DISTRICT TAXES | | Cash Liabilities | 1,035,126.07 |
| RESERVE FOR UNCOLLECTED TAXES 354,648.06 | | Reserves for Receivables | 325,835.53 |
| EXPENDITURES TOTAL 9,141,346.67 | | Surplus Dec. 31, 1985 | 1,978,692.97 |
| | | Total | 3,339,654.57 |

1985/3000

*Includes County Health Service Taxes or County Vocational School Taxes. See Table 13.

2103
 Population 1980 **2,475**
 Population 1985 **2,432**
 S & P Rating
 Moody Rating **BAA**

General Tax Rate Per \$100. **3.86**
 State Equalized Tax Rate **2.77**

BELVIDERE TOWN – WARREN COUNTY
Form of Government:
Town Council
Number of Members on Governing Body – 6

PER CAPITA:
 Gross Debt **1,837.58**
 Net Debt **258.49**
 Debt Service
 Total Tax Levy **744.94**
 Municipal Expenditures **498.28**

PER CENT:
 Gross Debt **7.82**
 Net Debt **1.10**
 Tax Levy Collected **94.93**
 Tax Levy Cancelled, Abated or Adjusted **19**

| EXPENDITURES | | REVENUES-REALIZED | | 1985 PROPERTY TAX | |
|--|---------------------|---|---------------------------|---|---------------------|
| GENERAL GOVERNMENT | | | | STATE EQUALIZED TAX RATE | |
| Governing Body & Public Boards | | 1985 Property Taxes Collected | 1,708,568.49 | Local District School Taxes | 1.74 |
| Municipal Clerk | | 1985 Payments in Lieu of Taxes | | Regional & Consolidated School Tax | 1,120,807.50 |
| Financial Administration | 13,238.75 | Delinquent Tax & Lien Collections | 102,979.93 | School Taxes in Municipal Budget | |
| Assessment of Taxes | 6,693.00 | Business Personalty Replacement Taxes | 98,083.48 | County Taxes | .66 |
| Collection of Taxes | 8,614.00 | Taxes from Public Utilities | 350,829.00 | County Library Taxes | |
| Planning, Housing & Development | 166,040.00 | Other Miscellaneous Tax Revenues | | Local Municipal Purpose Taxes | .37 |
| Human Resources | 11,124.90 | State Aid Revenues | 61,096.84 | Veteran & Senior Citizen Taxes | |
| Elections | | Federal Aid Revenues | 160,000.00 | Total Taxes for Rate Computation | 2.77 |
| General Administration (other) | 145,123.00 | State and Local Fiscal Assistance Act Utilized | 12,017.44 | Special District Taxes | |
| JUDICIARY | | Sale of Acquired Property | | Bank Corp. Taxes | 12,204.01 |
| Municipal Courts | 19,183.75 | Other Miscellaneous Revenues | 129,008.19 | Added and Omitted Taxes | 9,200.28 |
| PUBLIC SAFETY | | Total | 2,622,583.37 | Total Taxes Levied - ABSTRACT | 1,811,693.39 |
| Fire Protection | 29,214.00 | Prior Years Surplus Appropriated | 200,000.00 | Total Taxes Billed | 1,799,835.07 |
| Police Protection | 177,276.75 | REVENUES TOTAL | 2,822,583.37 | 1985 TAXES COLLECTED | 1,708,568.49 |
| Civil Defense & Disaster Control | 100.00 | Reserve For Uncollected Taxes | 179,563.55 | 1985 Taxes Cancelled, Abated or Adjusted | 3,456.76 |
| Environmental Inspection & Control | | CAPITAL OUTLAY TOTAL | 13,180.00 | Transfer to Tax Title Liens or Foreclosed | 5,878.78 |
| Other Public Safety | | | | Balance Outstanding Dec. 31, 1985 | 81,931.04 |
| PUBLIC WORKS | | | | PRIOR YEARS TAXES OUTSTANDING | |
| Streets and Drainage | 197,346.00 | Public Enterprises | | Balance January 1, 1985 | 92,875.35 |
| Sewers and Sewage Processing | | Recreation—Culture | | Collected in 1985 | 89,548.73 |
| Garbage and Trash Disposal | 98,500.33 | Public Works | | Cancelled, Abated or Adjusted 1985 | |
| Public Buildings and Grounds | 38,127.00 | Buildings and Grounds | 13,180.00 | Transfers to Tax Title Liens or Foreclosed | 2,939.16 |
| Other Public Works | | Library and Education | | Balance December 31, 1985 | 387.46 |
| HEALTH and WELFARE | | Conservation | | TAX TITLE LIENS OUTSTANDING | |
| Health Services Except Environmental | 1,850.00 | All Other | | Balance January 1, 1985 | 21,673.47 |
| Welfare-Public Assistance | 1,720.00 | | | Transfer From Taxes | 9,334.50 |
| Hospitals, Clinics, First Aid | | CAPITAL DEBT AUTHORIZED, DECEMBER 31, 1985 | | Redeemed in 1985 | 13,431.20 |
| Animal, Insect, & Rodent Control | | ISSUED AND UNISSUED GROSS DEBT NET DEBT | | Cancelled, Abated or Adjusted (1985) | |
| Other Welfare Services | | School 2,914,000 | 628,636 | Transfers to Foreclosed Property | |
| RECREATION and CONSERVATION | | Self-liquidating 1,555,000 | | Balance December 31, 1985 | 17,576.77 |
| Beaches and Boardwalks | | Other | | PROPERTY ACQUIRED BY DEED OR FORECLOSURE | |
| Parks, Playgrounds, Shade Trees | 9,139.00 | Total | 4,469,000 | Balance January 1, 1985 | |
| Land Reclamation & Conservation | | | | Transfers From Taxes or Liens | |
| Other Recreational Services | 1,900.00 | ISSUED AND OUTSTANDING | | Sale for Cash (1985) | |
| EDUCATION (excluding schools) | | School | 2,914,000.00 | Cancelled, Abated or Adjusted (1985) | |
| Libraries | 17,827.00 | Self-Liquidating | 1,555,000.00 | Balance December 31, 1985 | |
| Other Educational Services | 250.00 | Other | | CURRENT FINANCES DECEMBER 31, 1985 | |
| STATUTORY EXPENDITURES | | Total | 4,469,000.00 | ASSETS | |
| Pensions & F. I. C. A. | 54,000.00 | EQUALIZED VALUATION BASIS | | Cash Dec. 31, 1985 | 1,034,992.37 |
| Employee Fringe Benefits | 29,500.00 | FOR NET DEBT COMPUTATION | 57,134,098 | Taxes Receivable | 82,318.50 |
| Other Statutory Expenditures | 5,000.00 | REAL PROPERTY VALUATIONS | | Tax Title Liens | 17,576.77 |
| CETA And Other Public Employment Programs | | Code Class # of Parcels % VAL'N | ASSESSED VALUATION | Foreclosed Property | |
| MUNICIPAL FUNCTIONS TOTAL | 1,031,767.48 | 1 Vacant Land 96 1.27 | 563,308.00 | Emergencies & Other Deferred Charges | 6,634.37 |
| CAPITAL IMPROVEMENTS *MEMO* | 16,017.44 | 2 Residential 734 57.38 | 25,462,375.00 | State and Federal Aid Receivable | 118,022.53 |
| DEBT SERVICE | | 3 Farm 15 .21 | 89,990.00 | Other Receivables | 3,301.75 |
| Principal Pymts | | 4a Commercial 90 12.54 | 5,566,386.00 | Total | 1,262,846.29 |
| Interest Payments | | 4b Industrial 10 26.53 | 11,774,500.00 | LIABILITIES, RESERVES, AND SURPLUS | |
| | | 4c Apartments 7 2.07 | 920,100.00 | Cash Liabilities | 743,077.14 |
| | | Total | 44,376,659.00 | Reserves for Receivables | 103,197.02 |
| DEFERRED CHARGES | 483.91 | Land Area 1.30 Sq. Miles | | Surplus Dec. 31, 1985 | 416,572.13 |
| SCHOOL, COUNTY, SPECIAL DISTRICT TAXES | 1,548,196.06 | Net Valuation Taxable-Municipal | 46,389,502 | Total | 1,262,846.29 |
| RESERVE FOR UNCOLLECTED TAXES | 179,563.55 | Net Valuation Taxable-County | 62,681,414 | | |
| EXPENDITURES TOTAL | 2,760,011.00 | State Equalized Valuation | 63,794,523 | | |
| | | State Equalization Ratio | 71.84 | | |

0203
 Population 1980 **25,568**
 Population 1985 **25,413**
 S & P Rating
 Moody Rating **A1**

General Tax Rate Per \$100.

State Equalized Tax Rate
5.47
2.62

BERGENFIELD BOROUGH - BERGEN CO.

Form of Government:

Borough Council

Number of Members on Governing Body - 6

PER CAPITA:

Gross Debt **187.91**
 Net Debt **118.48**
 Debt Service **19.98**
 Total Tax Levy **840.24**
 Municipal Expenditures **345.91**

PER CENT:

Gross Debt **.66**
 Net Debt **.42**
 Tax Levy Collected **98.75**
 Tax Levy Cancelled, Abated or Adjusted **.16**

| EXPENDITURES | | REVENUES-REALIZED | | 1985 PROPERTY TAX | |
|--|----------------------|--|----------------------|---|----------------------|
| GENERAL GOVERNMENT | | | | STATE EQUALIZED TAX RATE | |
| Governing Body & Public Boards | | 1985 Property Taxes Collected | 21,082,874.01 | Local District School Taxes | 1.56 |
| Municipal Clerk | | 1985 Payments in Lieu of Taxes | 43,878.09 | Regional & Consolidated School Tax | |
| Financial Administration | 15,500.00 | Delinquent Tax & Lien Collections | 204,635.43 | School Taxes in Municipal Budget | |
| Assessment of Taxes | 44,829.07 | Business Personalty Replacement Taxes | 227,290.36 | County Taxes | .36 |
| Collection of Taxes | 120,481.61 | Taxes from Public Utilities | 1,147,428.00 | County Library Taxes | |
| Planning, Housing & Development | 3,375.00 | Other Miscellaneous Tax Revenues | | Local Municipal Purpose Taxes | .70 |
| Human Resources | 63,450.50 | State Aid Revenues | 531,315.51 | Veteran & Senior Citizen Taxes | |
| Elections | | Federal Aid Revenues | | Total Taxes for Rate Computation | 2.62 |
| General Administration (other) | 580,257.95 | State and Local Fiscal Assistance Act Utilized | 271,639.00 | Special District Taxes | |
| JUDICIARY | | Sale of Acquired Property | | Bank Corp. Taxes | 29,623.98 |
| Municipal Courts | 56,956.16 | Other Miscellaneous Revenues | 825,082.08 | Added and Omitted Taxes | 32,064.83 |
| PUBLIC SAFETY | | Total | 24,334,142.48 | Total Taxes Levied - ABSTRACT | 21,352,901.17 |
| Fire Protection | 342,884.67 | Prior Years Surplus Appropriated | 275,000.00 | Total Taxes Billed | 21,350,414.52 |
| Police Protection | 1,999,935.53 | REVENUES TOTAL | 24,609,142.48 | 1985 TAXES COLLECTED | 21,082,874.01 |
| Civil Defense & Disaster Control | 4,000.00 | Reserve For Uncollected Taxes | 325,000.00 | 1985 Taxes Cancelled, Abated or Adjusted | 35,036.96 |
| Environmental Inspection & Control | 47,381.33 | CAPITAL OUTLAY TOTAL | 358,527.00 | Transfer to Tax Title Liens or Foreclosed | 5,792.87 |
| Other Public Safety | 75,000.00 | | | Balance Outstanding Dec. 31, 1985 | 226,710.68 |
| PUBLIC WORKS | | | | PRIOR YEARS TAXES OUTSTANDING | |
| Streets and Drainage | 970,490.57 | Public Enterprises | | Balance January 1, 1985 | 226,997.91 |
| Sewers and Sewage Processing | 1,018,877.75 | Recreation—Culture | 56,265.00 | Collected in 1985 | 202,774.62 |
| Garbage and Trash Disposal | 638,759.77 | Public Works | 30,514.87 | Cancelled, Abated or Adjusted 1985 | 24,223.29 |
| Public Buildings and Grounds | 120,374.61 | Buildings and Grounds | 271,747.13 | Transfers to Tax Title Liens or Foreclosed | |
| Other Public Works | 2,000.00 | Library and Education | | Balance December 31, 1985 | |
| HEALTH and WELFARE | | Conservation | | TAX TITLE LIENS OUTSTANDING | |
| Health Services Except Environmental | 230,254.61 | All Other | | Balance January 1, 1985 | 50,694.18 |
| Welfare-Public Assistance | 13,419.99 | | | Transfer From Taxes | 5,792.87 |
| Hospitals, Clinics, First Aid | | | | Redeemed in 1985 | 1,860.81 |
| Animal, Insect, & Rodent Control | 11,500.00 | | | Cancelled, Abated or Adjusted (1985) | |
| Other Welfare Services | | | | Transfers to Foreclosed Property | |
| RECREATION and CONSERVATION | | | | Balance December 31, 1985 | 54,626.24 |
| Beaches and Boardwalks | | | | PROPERTY ACQUIRED BY DEED OR FORECLOSURE | |
| Parks, Playgrounds, Shade Trees | 233,643.83 | | | Balance January 1, 1985 | 123,575.00 |
| Land Reclamation & Conservation | | | | Transfers From Taxes or Liens | |
| Other Recreational Services | 73,723.48 | | | Sale for Cash (1985) | |
| EDUCATION (excluding schools) | | | | Cancelled, Abated or Adjusted (1985) | |
| Libraries | 413,000.00 | | | Balance December 31, 1985 | 123,575.00 |
| Other Educational Services | | | | CURRENT FINANCES DECEMBER 31, 1985 | |
| STATUTORY EXPENDITURES | | | | ASSETS | |
| Pensions & F. I. C. A. | 488,768.07 | | | Cash Dec. 31, 1985 | 1,972,207.11 |
| Employee Fringe Benefits | 336,000.00 | | | Taxes Receivable | 226,710.68 |
| Other Statutory Expenditures | 2,000.00 | | | Tax Title Liens | 54,626.24 |
| CETA And Other Public Employment Programs | | | | Foreclosed Property | 123,575.00 |
| MUNICIPAL FUNCTIONS TOTAL | 7,906,864.50 | | | Emergencies & Other Deferred Charges | |
| CAPITAL IMPROVEMENTS *MEMO* | 100,000.00 | | | State and Federal Aid Receivable | 143,583.50 |
| DEBT SERVICE | | | | Other Receivables | 46,459.81 |
| Principal Payments | 277,850.00 | | | Total | 2,567,162.34 |
| Interest Payments | 229,794.55 | | | LIABILITIES, RESERVES, AND SURPLUS | |
| DEFERRED CHARGES | 51,000.00 | | | Cash Liabilities | 1,801,004.90 |
| SCHOOL, COUNTY, SPECIAL DISTRICT TAXES | 15,561,562.36 | | | Reserves for Receivables | 451,371.73 |
| RESERVE FOR UNCOLLECTED TAXES | 325,000.00 | | | Surplus Dec. 31, 1985 | 314,785.71 |
| EXPENDITURES TOTAL | 24,352,071.41 | | | Total | 2,567,162.34 |

1505
Population 1980 23,151
Population 1985 30,340
S & P Rating
Moody Rating AAA

General Tax Rate Per \$100. 2.20
State Equalized Tax Rate 1.78

BERKELEY TOWNSHIP – OCEAN COUNTY
Form of Government:
Mayor–Council Plan D (OMCL 50)
Number of Members on Governing Body – 7

PER CAPITA:
Gross Debt 374.17
Net Debt 195.91
Debt Service 21.25
Total Tax Levy 585.31
Municipal Expenditures 300.91
PER CENT:
Gross Debt 1.38
Net Debt .72
Tax Levy Collected 95.60
Tax Levy Cancelled, Abated or Adjusted

| EXPENDITURES | | REVENUES-REALIZED | | 1985 PROPERTY TAX | |
|---|---------------|--|---------------|---|--------------------|
| GENERAL GOVERNMENT | | | | STATE EQUALIZED TAX RATE | |
| Governing Body & Public Boards | 53,250.00 | 1985 Property Taxes Collected | 16,957,215.59 | Local District School Taxes | .53 4,993,571.00 |
| Municipal Clerk | 135,575.00 | 1985 Payments in Lieu of Taxes | | Regional & Consolidated School Tax | .55 5,185,643.46 |
| Financial Administration | 102,782.00 | Delinquent Tax & Lien Collections | 853,857.08 | School Taxes in Municipal Budget | |
| Assessment of Taxes | 118,074.00 | Business Personality Replacement Taxes | 94,592.36 | County Taxes | .42 * 3,979,859.73 |
| Collection of Taxes | 131,675.00 | Taxes from Public Utilities | 2,741,588.00 | County Library Taxes | .03 258,122.72 |
| Planning, Housing & Development | 91,419.00 | Other Miscellaneous Tax Revenues | | Local Municipal Purpose Taxes | .25 2,406,370.75 |
| Human Resources | | State Aid Revenues | 130,912.80 | Veteran & Senior Citizen Taxes | |
| Elections | 21,000.00 | Federal Aid Revenues | 4,740.00 | Total Taxes for Rate Computation | 1.78 18,001,717.66 |
| General Administration (other) | 917,293.00 | State and Local Fiscal Assistance Act Utilized | 245,969.48 | Special District Taxes | |
| JUDICIARY | | Sale of Acquired Property | | Bank Corp. Taxes | 21,324.76 |
| Municipal Courts | 72,124.00 | Other Miscellaneous Revenues | 2,010,118.36 | Added and Omitted Taxes | 913,411.64 |
| PUBLIC SAFETY | | Total | 23,038,993.67 | Total Taxes Levied - ABSTRACT | 17,758,304.06 |
| Fire Protection | 110,950.00 | Prior Years Surplus Appropriated | 1,800,000.00 | Total Taxes Billed | 17,736,979.30 |
| Police Protection | 2,036,913.00 | REVENUES TOTAL | 24,838,993.67 | 1985 TAXES COLLECTED | 16,957,215.59 |
| Civil Defense & Disaster Control | 10,990.00 | Reserve For Uncollected Taxes | 1,051,838.15 | 1985 Taxes Cancelled, Abated or Adjusted | |
| Environmental Inspection & Control | 52,995.00 | CAPITAL OUTLAY TOTAL | 802,691.09 | Transfer to Tax Title Liens or Foreclosed Balance Outstanding Dec. 31, 1985 | 779,763.71 |
| Other Public Safety | | | | PRIOR YEARS TAXES OUTSTANDING | |
| PUBLIC WORKS | | | | Balance January 1, 1985 | 759,472.57 |
| Streets and Drainage | 591,070.00 | Public Enterprises | | Collected in 1985 | 735,292.50 |
| Sewers and Sewage Processing | | Recreation—Culture | | Cancelled, Abated or Adjusted 1985 | |
| Garbage and Trash Disposal | 729,080.00 | Public Works | 547,071.45 | Transfers to Tax Title Liens or Foreclosed Balance December 31, 1985 | 24,180.07 |
| Public Buildings and Grounds | 228,715.00 | Buildings and Grounds | 255,619.64 | TAX TITLE LIENS OUTSTANDING | |
| Other Public Works | 446,693.97 | Library and Education | | Balance January 1, 1985 | 310,719.75 |
| HEALTH and WELFARE | | Conservation | | Transfer From Taxes | |
| Health Services Except Environmental | 2,100.00 | All Other | | Redeemed in 1985 | 118,564.58 |
| Welfare-Public Assistance | 10,000.00 | CAPITAL DEBT AUTHORIZED, DECEMBER 31, 1985 | | Cancelled, Abated or Adjusted (1985) | |
| Hospitals, Clinics, First Aid | | ISSUED AND UNISSUED GROSS DEBT NET DEBT | | Transfers to Foreclosed Property Balance December 31, 1985 | 192,155.17 |
| Animal, Insect, & Rodent Control | 14,000.00 | School 5,405,545 | 5,943,988 | PROPERTY ACQUIRED BY DEED OR FORECLOSURE | |
| Other Welfare Services | | Self-liquidating 5,946,650 | 5,943,988 | Balance January 1, 1985 | 5,391,253.00 |
| RECREATION and CONSERVATION | | Other 11,352,195 | 5,943,988 | Transfers From Taxes or Liens | |
| Beaches and Boardwalks | | Total | | Sale for Cash (1985) | |
| Parks, Playgrounds, Shade Trees | 98,667.00 | ISSUED AND OUTSTANDING | | Cancelled, Abated or Adjusted (1985) | |
| Land Reclamation & Conservation | | School 5,405,545.43 | | Balance December 31, 1985 | 5,391,253.00 |
| Other Recreational Services | 441,404.00 | Self-Liquidating 4,625,000.00 | | CURRENT FINANCES DECEMBER 31, 1985 | |
| EDUCATION (excluding schools) | | Other 10,030,545.43 | | ASSETS | |
| Libraries | | Total | | Cash Dec. 31, 1985 | 8,115,531.46 |
| Other Educational Services | | EQUALIZED VALUATION BASIS FOR NET DEBT COMPUTATION | 822,740,840 | Taxes Receivable | 803,943.78 |
| STATUTORY EXPENDITURES | | REAL PROPERTY VALUATIONS | | Tax Title Liens | 192,155.17 |
| Pensions & F. I. C. A. | 647,788.00 | Code Class # of Parcels % VAL'N ASSESSED VALUATION | | Foreclosed Property | 5,391,253.00 |
| Employee Fringe Benefits | 260,000.00 | 1 Vacant Land 7823 6.42 48,674,600.00 | | Emergencies & Other Deferred Charges | 180,168.97 |
| Other Statutory Expenditures | 12,000.00 | 2 Residential 13723 86.30 654,749,000.00 | | State and Federal Aid Receivable | |
| CETA And Other Public Employment Programs | | 3 Farm 7 .02 174,000.00 | | Other Receivables | 145,690.10 |
| MUNICIPAL FUNCTIONS TOTAL | 7,336,557.97 | 4a Commercial 219 6.01 45,564,500.00 | | Total | 14,828,742.48 |
| CAPITAL IMPROVEMENTS *MEMO* | 125,000.00 | 4b Industrial 22 .85 6,449,900.00 | | LIABILITIES, RESERVES, AND SURPLUS | |
| DEBT SERVICE | | 4c Apartments 12 .40 3,047,400.00 | | Cash Liabilities | 5,653,923.82 |
| Principal Payments | 275,000.00 | Total 21806 758,659,400.00 | | Reserves for Receivables | 6,533,867.05 |
| Interest Payments | 369,807.00 | Land Area 41.90 Sq. Miles | | Surplus Dec. 31, 1985 | 2,640,951.61 |
| DEFERRED CHARGES | 96,501.92 | Net Valuation Taxable-Municipal | 765,770,932 | Total | 14,828,742.48 |
| SCHOOL, COUNTY, SPECIAL DISTRICT TAXES | 14,417,196.91 | Net Valuation Taxable-County | 877,160,044 | | |
| RESERVE FOR UNCOLLECTED TAXES | 1,051,838.15 | State Equalized Valuation | 945,233,703 | | |
| EXPENDITURES TOTAL | 23,546,901.95 | State Equalization Ratio | 80.87 | | |

2001
Population 1980 12,549
Population 1985 12,583
S & P Rating
Moody Rating AA1

General Tax Rate Per \$100. 2.36
State Equalized Tax Rate 1.95

BERKELEY HEIGHTS TWP. - UNION CO.
Form of Government:
Township Committee
Number of Members on Governing Body - 5

PER CAPITA:
Gross Debt 656.75
Net Debt 556.81
Debt Service 58.62
Total Tax Levy 1,385.91
Municipal Expenditures 481.28

PER CENT:
Gross Debt 1.06
Net Debt .90
Tax Levy Collected 97.82
Tax Levy Cancelled, Abated or Adjusted .14

| EXPENDITURES | | REVENUES-REALIZED | | 1985 PROPERTY TAX | |
|---|---------------|--|----------------|--|---------------|
| GENERAL GOVERNMENT | | | | STATE EQUALIZED TAX RATE | |
| Governing Body & Public Boards | | 1985 Property Taxes Collected | 17,031,648.21 | Local District School Taxes .58 | 5,120,554.00 |
| Municipal Clerk | | 1985 Payments in Lieu of Taxes | | Regional & Consolidated School Tax .51 | 4,499,142.93 |
| Financial Administration | 90,833.00 | Delinquent Tax & Lien Collections | 295,125.72 | School Taxes in Municipal Budget | |
| Assessment of Taxes | 23,664.00 | Business Personalty Replacement Taxes | 745,521.88 | County Taxes .51 | 4,468,559.15 |
| Collection of Taxes | 31,516.00 | Taxes from Public Utilities | 893,979.00 | County Library Taxes | |
| Planning, Housing & Development | 20,831.00 | Other Miscellaneous Tax Revenues | | Local Municipal Purpose Taxes .34 | 3,012,474.37 |
| Human Resources | | State Aid Revenues | 91,683.26 | Veteran & Senior Citizen Taxes | 79,850.00 |
| Elections | | Federal Aid Revenues | | Total Taxes for Rate Computation 1.94 | 17,180,580.45 |
| General Administration (other) | 612,513.00 | State and Local Fiscal Assistance Act Utilized | 49,419.67 | Special District Taxes | |
| JUDICIARY | | Sale of Acquired Property | | Bank Corp. Taxes | 28,061.99 |
| Municipal Courts | 44,537.00 | Other Miscellaneous Revenues | 523,168.85 | Added and Omitted Taxes | 310,121.70 |
| PUBLIC SAFETY | | Total | 19,630,546.59 | Total Taxes Levied - ABSTRACT | 17,438,914.14 |
| Fire Protection | 90,455.00 | Prior Years Surplus Appropriated | 1,000,000.00 | Total Taxes Billed | 17,410,852.15 |
| Police Protection | 983,914.00 | REVENUES TOTAL | 20,630,546.59 | 1985 TAXES COLLECTED | 17,031,648.21 |
| Civil Defense & Disaster Control | 3,295.00 | Reserve For Uncollected Taxes | 1,021,000.00 | 1985 Taxes Cancelled, Abated or Adjusted | 23,932.26 |
| Environmental Inspection & Control | 563,076.00 | CAPITAL OUTLAY TOTAL | 1,701,339.18 | Transfer to Tax Title Liens or Foreclosed | 47.20 |
| Other Public Safety | | | | Balance Outstanding Dec. 31, 1985 | 355,224.48 |
| PUBLIC WORKS | | | | PRIOR YEARS TAXES OUTSTANDING | |
| Streets and Drainage | 360,192.00 | Public Enterprises | | Balance January 1, 1985 | 352,927.26 |
| Sewers and Sewage Processing | | Recreation—Culture | 9,968.49 | Collected in 1985 | 292,409.43 |
| Garbage and Trash Disposal | | Public Works | 967,810.06 | Cancelled, Abated or Adjusted 1985 | |
| Public Buildings and Grounds | 112,202.00 | Buildings and Grounds | 702,665.98 | Transfers to Tax Title Liens or Foreclosed | |
| Other Public Works | 89,941.00 | Library and Education | | Balance December 31, 1985 | 60,517.83 |
| HEALTH and WELFARE | | Conservation | 20,894.65 | TAX TITLE LIENS OUTSTANDING | |
| Health Services Except Environmental | 27,050.00 | All Other | | Balance January 1, 1985 | 3,695.36 |
| Welfare-Public Assistance | 10,200.00 | CAPITAL DEBT AUTHORIZED, DECEMBER 31, 1985 | | Transfer From Taxes | 47.20 |
| Hospitals, Clinics, First Aid | 1,000.00 | ISSUED AND UNISSUED GROSS DEBT | | Redeemed in 1985 | 2,716.29 |
| Animal, Insect, & Rodent Control | 2,000.00 | School | 1,257,524 | Cancelled, Abated or Adjusted (1985) | |
| Other Welfare Services | | Self-liquidating | | Transfers to Foreclosed Property | |
| RECREATION and CONSERVATION | | Other | 7,006,374 | Balance December 31, 1985 | 1,026.27 |
| Beaches and Boardwalks | | Total | 8,263,899 | PROPERTY ACQUIRED BY DEED OR FORECLOSURE | |
| Parks, Playgrounds, Shade Trees | 131,729.00 | ISSUED AND OUTSTANDING | | Balance January 1, 1985 | 23,600.00 |
| Land Reclamation & Conservation | 3,531.00 | School | 1,257,524.84 | Transfers From Taxes or Liens | |
| Other Recreational Services | 21,600.00 | Self-Liquidating | | Sale for Cash (1985) | |
| EDUCATION (excluding schools) | | Other | 5,845,500.00 | Cancelled, Abated or Adjusted (1985) | |
| Libraries | 247,717.00 | Total | 7,103,024.84 | Balance December 31, 1985 | 23,600.00 |
| Other Educational Services | | EQUALIZED VALUATION BASIS | | CURRENT FINANCES DECEMBER 31, 1985 | |
| STATUTORY EXPENDITURES | | FOR NET DEBT COMPUTATION | 777,658,165 | ASSETS | |
| Pensions & F. I. C. A. | 407,000.00 | REAL PROPERTY VALUATIONS | | Cash Dec. 31, 1985 | 2,764,199.91 |
| Employee Fringe Benefits | 252,500.00 | Code Class # of Parcels % VAL'N | | Taxes Receivable | 415,742.31 |
| Other Statutory Expenditures | 100.00 | 1 Vacant Land 243 2.09 | 15,148,500.00 | Tax Title Liens | 1,026.27 |
| CETA And Other Public Employment Programs | | 2 Residential 3641 65.07 | 471,901,425.00 | Foreclosed Property | 23,600.00 |
| MUNICIPAL FUNCTIONS TOTAL | 4,131,396.00 | 3 Farm 6 .01 | 72,600.00 | Emergencies & Other Deferred Charges | 30,000.00 |
| CAPITAL IMPROVEMENTS *MEMO* | 175,000.00 | 4a Commercial 98 4.15 | 30,081,000.00 | State and Federal Aid Receivable | 1,565.00 |
| DEBT SERVICE | | 4b Industrial 38 28.68 | 208,018,900.00 | Other Receivables | 200,586.46 |
| Principal Payments | 330,000.00 | 4c Apartments | | Total | 3,436,719.95 |
| Interest Payments | 407,607.00 | Total | 4026 | LIABILITIES, RESERVES, AND SURPLUS | |
| DEFERRED CHARGES | 166,000.00 | Land Area 6.50 Sq. Miles | | Cash Liabilities | 1,329,062.11 |
| SCHOOL, COUNTY, SPECIAL DISTRICT TAXES | 14,088,256.08 | Net Valuation Taxable-Municipal | 727,303,245 | Reserves for Receivables | 640,955.04 |
| RESERVE FOR UNCOLLECTED TAXES | 1,021,000.00 | Net Valuation Taxable-County | 819,860,732 | Surplus Dec. 31, 1985 | 1,466,702.80 |
| EXPENDITURES TOTAL | 20,144,259.08 | State Equalized Valuation | 881,138,305 | Total | 3,436,719.95 |
| | | State Equalization Ratio | 82.50 | | |

0405
 Population 1980 **5,786**
 Population 1985 **5,880**
 S & P Rating
 Moody Rating **A**

General Tax Rate Per \$100. **4.54**
 State Equalized Tax Rate **3.01**

BERLIN BOROUGH – CAMDEN COUNTY
Form of Government:
Borough Council
Number of Members on Governing Body – 6

PER CAPITA:
 Gross Debt **759.40**
 Net Debt **536.27**
 Debt Service **30.34**
 Total Tax Levy **751.36**
 Municipal Expenditures **293.10**

PER CENT:
 Gross Debt **3.34**
 Net Debt **2.36**
 Tax Levy Collected **95.63**
 Tax Levy Cancelled, Abated or Adjusted **.16**

| EXPENDITURES | | REVENUES-REALIZED | | 1985 PROPERTY TAX | |
|---|---------------------|--|--|---|--|
| GENERAL GOVERNMENT | | | | STATE EQUALIZED TAX RATE 3.01 | |
| Governing Body & Public Boards | | | | Local District School Taxes .82 | |
| Municipal Clerk | | | | Regional & Consolidated School Tax .55 | |
| Financial Administration | 7,095.00 | 1985 Property Taxes Collected | | | |
| Assessment of Taxes | 13,146.55 | 1985 Payments in Lieu of Taxes | | | |
| Collection of Taxes | 16,464.49 | Delinquent Tax & Lien Collections | | | |
| Planning, Housing & Development | 31,810.00 | Business Personalty Replacement Taxes | | County Taxes 1.13 | |
| Human Resources | | Taxes from Public Utilities | | County Library Taxes .03 | |
| Elections | | Other Miscellaneous Tax Revenues | | Local Municipal Purpose Taxes .49 | |
| General Administration (other) | 106,160.00 | State Aid Revenues | | Veteran & Senior Citizen Taxes | |
| JUDICIARY | | Federal Aid Revenues | | Total Taxes for Rate Computation 3.02 | |
| Municipal Courts | 37,186.95 | State and Local Fiscal Assistance Act Utilized | | Special District Taxes | |
| PUBLIC SAFETY | | Sale of Acquired Property | | Bank Corp. Taxes | |
| Fire Protection | 44,775.00 | Other Miscellaneous Revenues | | Added and Omitted Taxes | |
| Police Protection | 413,514.00 | Total | | Total Taxes Levied - ABSTRACT | |
| Civil Defense & Disaster Control | 100.00 | Prior Years Surplus Appropriated | | Total Taxes Billed | |
| Environmental Inspection & Control | 25,510.00 | REVENUES TOTAL | | 1985 TAXES COLLECTED | |
| Other Public Safety | | Reserve For Uncollected Taxes | | 1985 Taxes Cancelled, Abated or Adjusted | |
| PUBLIC WORKS | | CAPITAL OUTLAY TOTAL | | Transfer to Tax Title Liens or Foreclosed | |
| Streets and Drainage | 132,389.00 | Public Enterprises | | Balance Outstanding Dec. 31, 1985 | |
| Sewers and Sewage Processing | 132,015.49 | Recreation—Culture | | PRIOR YEARS TAXES OUTSTANDING | |
| Garbage and Trash Disposal | 70,899.76 | Public Works | | Balance January 1, 1985 | |
| Public Buildings and Grounds | | Buildings and Grounds | | Collected in 1985 | |
| Other Public Works | | Library and Education | | Cancelled, Abated or Adjusted 1985 | |
| HEALTH and WELFARE | | Conservation | | Transfers to Tax Title Liens or Foreclosed | |
| Health Services Except Environmental | 1,555.25 | All Other | | Balance December 31, 1985 | |
| Welfare-Public Assistance | 3,070.00 | CAPITAL DEBT AUTHORIZED, DECEMBER 31, 1985 | | TAX TITLE LIENS OUTSTANDING | |
| Hospitals, Clinics, First Aid | | ISSUED AND UNISSUED GROSS DEBT NET DEBT | | Balance January 1, 1985 | |
| Animal, Insect, & Rodent Control | | School 847,501 | | Transfer From Taxes | |
| Other Welfare Services | | Self-liquidating 2,791,000 | | Redeemed in 1985 | |
| RECREATION and CONSERVATION | | Other 826,800 | | Cancelled, Abated or Adjusted (1985) | |
| Beaches and Boardwalks | 20,820.00 | Total 4,465,301 | | Transfers to Foreclosed Property | |
| Parks, Playgrounds, Shade Trees | 19,100.00 | ISSUED AND OUTSTANDING | | Balance December 31, 1985 | |
| Land Reclamation & Conservation | | School 798,361.58 | | PROPERTY ACQUIRED BY DEED OR | |
| Other Recreational Services | 24,415.00 | Self-Liquidating 1,991,000.00 | | FORECLOSURE | |
| EDUCATION (excluding schools) | | Other 761,800.00 | | Balance January 1, 1985 | |
| Libraries | | Total 3,551,161.58 | | Transfers From Taxes or Liens | |
| Other Educational Services | | EQUALIZED VALUATION BASIS | | Sale for Cash (1985) | |
| STATUTORY EXPENDITURES | | FOR NET DEBT COMPUTATION | | Cancelled, Abated or Adjusted (1985) | |
| Pensions & F. I. C. A. | 102,463.45 | REAL PROPERTY VALUATIONS | | Balance December 31, 1985 | |
| Employee Fringe Benefits | 31,000.00 | Code Class # of Parcels % VAL'N | | CURRENT FINANCES DECEMBER 31, 1985 | |
| Other Statutory Expenditures | 1,500.00 | ASSESSED VALUATION | | ASSETS | |
| CETA And Other Public Employment Programs | | 1 Vacant Land 296 3.64 3,384,977.00 | | Cash Dec. 31, 1985 | |
| MUNICIPAL FUNCTIONS TOTAL | 1,234,989.94 | 2 Residential 1617 74.59 69,385,179.00 | | Taxes Receivable | |
| CAPITAL IMPROVEMENTS *MEMO* | 5,000.00 | 3 Farm 23 .65 608,438.00 | | Tax Title Liens | |
| DEBT SERVICE | | 4a Commercial 122 15.74 14,644,315.00 | | Foreclosed Property | |
| Principal Payments | 108,700.00 | 4b Industrial 9 3.33 3,098,100.00 | | Emergencies & Other Deferred Charges | |
| Interest Payments | 69,683.44 | 4c Apartments 15 2.05 1,904,689.00 | | State and Federal Aid Receivable | |
| DEFERRED CHARGES | 96,618.05 | Total 2082 93,025,698.00 | | Other Receivables | |
| SCHOOL, COUNTY, SPECIAL DISTRICT TAXES | 3,677,719.95 | Land Area 3.56 Sq. Miles | | Total | |
| RESERVE FOR UNCOLLECTED TAXES | 213,429.76 | Net Valuation Taxable-Municipal | | LIABILITIES, RESERVES, AND SURPLUS | |
| EXPENDITURES TOTAL | 5,401,141.14 | Net Valuation Taxable-County | | Cash Liabilities | |
| | | State Equalized Valuation | | Reserves for Receivables | |
| | | State Equalization Ratio | | Surplus Dec. 31, 1985 | |
| | | | | Total | |

0406
 Population 1980 **5,348**
 Population 1985 **5,488**
 S & P Rating
 Moody Rating **BAA**

General Tax Rate Per \$100.

5.26
 State Equalized Tax Rate
3.06

BERLIN TOWNSHIP – CAMDEN COUNTY

Form of Government:

Small Municipality Plan A (OMCL 50)

Number of Members on Governing Body – 5

PER CAPITA:

Gross Debt **354.49**
 Net Debt **266.10**
 Debt Service **41.08**
 Total Tax Levy **626.69**
 Municipal Expenditures **365.70**

PER CENT:

Gross Debt **2.01**
 Net Debt **1.51**
 Tax Levy Collected **91.80**
 Tax Levy Cancelled, Abated or Adjusted **.09**

| EXPENDITURES | | REVENUES-REALIZED | | 1985 PROPERTY TAX | |
|---|---------------------|--|----------------------|--|---------------------|
| GENERAL GOVERNMENT | | | | STATE EQUALIZED TAX RATE | |
| Governing Body & Public Boards | | 1985 Property Taxes Collected | 3,152,927.13 | Local District School Taxes | .73 |
| Municipal Clerk | | 1985 Payments in Lieu of Taxes | | Regional & Consolidated School Tax | .68 |
| Financial Administration | 33,395.00 | Delinquent Tax & Lien Collections | 282,394.93 | School Taxes in Municipal Budget | |
| Assessment of Taxes | 12,440.00 | Business Personalty Replacement Taxes | 14,136.48 | County Taxes | 1.06 |
| Collection of Taxes | 25,288.37 | Taxes from Public Utilities | 825,151.00 | County Library Taxes | .03 |
| Planning, Housing & Development | 18,605.00 | Other Miscellaneous Tax Revenues | | Local Municipal Purpose Taxes | .56 |
| Human Resources | 400.00 | State Aid Revenues | 71,052.59 | Veteran & Senior Citizen Taxes | |
| Elections | 7,003.60 | Federal Aid Revenues | | Total Taxes for Rate Computation | 3.06 |
| General Administration (other) | 176,635.66 | State and Local Fiscal Assistance Act Utilized | 44,237.00 | Special District Taxes | |
| JUDICIARY | | Sale of Acquired Property | | Bank Corp. Taxes | 6,795.40 |
| Municipal Courts | 40,785.00 | Other Miscellaneous Revenues | 245,575.91 | Added and Omitted Taxes | |
| PUBLIC SAFETY | | Total | 4,635,475.04 | Total Taxes Levied - ABSTRACT | 3,439,301.83 |
| Fire Protection | 11,555.00 | Prior Years Surplus Appropriated | 120,000.00 | Total Taxes Billed | 3,434,671.51 |
| Police Protection | 388,200.04 | REVENUES TOTAL | 4,755,475.04 | 1985 TAXES COLLECTED | 3,152,927.13 |
| Civil Defense & Disaster Control | 401.75 | Reserve For Uncollected Taxes | 340,088.58 | 1985 Taxes Cancelled, Abated or Adjusted | 3,156.40 |
| Environmental Inspection & Control | 20,547.12 | | | Transfer to Tax Title Liens or Foreclosed | 35,489.68 |
| Other Public Safety | | CAPITAL OUTLAY TOTAL | 130,850.73 | Balance Outstanding Dec. 31, 1985 | 243,098.30 |
| PUBLIC WORKS | | | | PRIOR YEARS TAXES OUTSTANDING | |
| Streets and Drainage | 135,845.77 | Public Enterprises | | Balance January 1, 1985 | 231,652.81 |
| Sewers and Sewage Processing | | Recreation—Culture | | Collected in 1985 | 218,207.56 |
| Garbage and Trash Disposal | 177,059.05 | Public Works | 86,860.20 | Cancelled, Abated or Adjusted 1985 | |
| Public Buildings and Grounds | 42,150.00 | Buildings and Grounds | 43,990.53 | Transfers to Tax Title Liens or Foreclosed | 5,999.53 |
| Other Public Works | 83,812.50 | Library and Education | | Balance December 31, 1985 | 7,445.72 |
| HEALTH and WELFARE | | Conservation | | TAX TITLE LIENS OUTSTANDING | |
| Health Services Except Environmental | 900.00 | All Other | | Balance January 1, 1985 | 169,842.89 |
| Welfare-Public Assistance | 12,800.50 | | | Transfer From Taxes | 42,082.66 |
| Hospitals, Clinics, First Aid | | CAPITAL DEBT AUTHORIZED, DECEMBER 31, 1985 | | Redeemed in 1985 | 64,187.37 |
| Animal, Insect, & Rodent Control | | ISSUED AND UNISSUED | | Cancelled, Abated or Adjusted (1985) | |
| Other Welfare Services | | School | 484,071 | Transfers to Foreclosed Property | |
| RECREATION and CONSERVATION | | Self-liquidating | | Balance December 31, 1985 | 147,738.18 |
| Beaches and Boardwalks | | Other | 1,461,372 | PROPERTY ACQUIRED BY DEED OR | |
| Parks, Playgrounds, Shade Trees | 12,000.00 | Total | 1,945,443 | FORECLOSURE | |
| Land Reclamation & Conservation | 112.60 | | | Balance January 1, 1985 | 84,300.00 |
| Other Recreational Services | 7,065.00 | ISSUED AND OUTSTANDING | | Transfers From Taxes or Liens | |
| EDUCATION (excluding schools) | | School | 484,071.66 | Sale for Cash (1985) | 46,530.00 |
| Libraries | 4,966.00 | Self-liquidating | | Cancelled, Abated or Adjusted (1985) | 10,775.00 |
| Other Educational Services | | Other | | Balance December 31, 1985 | 26,995.00 |
| STATUTORY EXPENDITURES | | Total | 1,320,773.02 | CURRENT FINANCES DECEMBER 31, 1985 | |
| Pensions & F. I. C. A. | 116,530.37 | EQUALIZED VALUATION BASIS | | ASSETS | |
| Employee Fringe Benefits | 71,687.13 | FOR NET DEBT COMPUTATION | 96,813,033 | Cash Dec. 31, 1985 | 635,070.58 |
| Other Statutory Expenditures | 13,500.00 | REAL PROPERTY VALUATIONS | | Taxes Receivable | 250,544.02 |
| CETA And Other Public Employment Programs | | Code Class # of Parcels % VAL'N | | Tax Title Liens | 147,738.18 |
| MUNICIPAL FUNCTIONS TOTAL | 1,413,685.46 | 1 Vacant Land 385 6.92 | 4,301,200.00 | Foreclosed Property | 26,995.00 |
| CAPITAL IMPROVEMENTS *MEMO* | 1,925.00 | 2 Residential 1480 73.13 | 45,436,750.00 | Emergencies & Other Deferred Charges | 20,507.24 |
| DEBT SERVICE | | 3 Farm 12 .41 | 253,950.00 | State and Federal Aid Receivable | 5,708.22 |
| Principal Payments | 95,747.55 | 4a Commercial 100 15.29 | 9,498,850.00 | Other Receivables | 69,320.16 |
| Interest Payments | 129,690.05 | 4b Industrial 6 .91 | 566,400.00 | Total | 1,155,883.40 |
| | | 4c Apartments 13 3.35 | 2,078,500.00 | LIABILITIES, RESERVES, AND SURPLUS | |
| | | Total 1996 | 62,135,650.00 | Cash Liabilities | 346,314.77 |
| DEFERRED CHARGES | 27,734.64 | Land Area 3.27 Sq. Miles | | Reserves for Receivables | 494,597.36 |
| SCHOOL, COUNTY, SPECIAL DISTRICT TAXES | 2,794,582.02 | Net Valuation Taxable-Municipal | 62,625,288 | Surplus Dec. 31, 1985 | 314,971.27 |
| RESERVE FOR UNCOLLECTED TAXES | 340,088.58 | Net Valuation Taxable-County | 98,914,482 | Total | 1,155,883.40 |
| EXPENDITURES TOTAL | 4,801,528.30 | State Equalized Valuation | 107,160,282 | | |
| | | State Equalization Ratio | 58.25 | | |

1802
 Population 1980 **12,920**
 Population 1985 **13,971**
 S & P Rating **A+**
 Moody Rating **AA**

General Tax Rate Per \$100. **2.07**
 State Equalized Tax Rate **1.86**

BERNARDS TOWNSHIP – SOMERSET CO.
Form of Government:
Township Committee
Number of Members on Governing Body – 5

PER CAPITA:
 Gross Debt **1,142.55**
 Net Debt **699.58**
 Debt Service **108.89**
 Total Tax Levy **1,424.62**
 Municipal Expenditures **588.59**

PER CENT:
 Gross Debt **1.79**
 Net Debt **1.10**
 Tax Levy Collected **95.46**
 Tax Levy Cancelled, Abated or Adjusted **2.88**

| EXPENDITURES | | REVENUES-REALIZED | | 1985 PROPERTY TAX | |
|---|----------------------|---|-----------------------|---|----------------------|
| GENERAL GOVERNMENT | | | | STATE EQUALIZED TAX RATE 1.86 | |
| Governing Body & Public Boards | | 1985 Property Taxes Collected | 19,076,392.34 | Local District School Taxes | 10,025,421.77 |
| Municipal Clerk | | 1985 Payments in Lieu of Taxes | 115,807.00 | Regional & Consolidated School Tax | |
| Financial Administration | 114,602.08 | Delinquent Tax & Lien Collections | 274,755.82 | School Taxes in Municipal Budget | |
| Assessment of Taxes | 62,375.00 | Business Personalty Replacement Taxes | 127,449.88 | County Taxes | 4,368,953.34 |
| Collection of Taxes | | Taxes from Public Utilities | 1,171,091.00 | County Library Taxes | |
| Planning, Housing & Development | 148,510.00 | Other Miscellaneous Tax Revenues | | Local Municipal Purpose Taxes | 4,614,400.41 |
| Human Resources | 27,766.35 | State Aid Revenues | 120,159.85 | Veteran & Senior Citizen Taxes | 63,900.00 |
| Elections | 4,150.00 | Federal Aid Revenues | | Total Taxes for Rate Computation | 19,072,675.52 |
| General Administration (other) | 939,342.09 | State and Local Fiscal Assistance Act Utilized | 83,990.33 | Special District Taxes | |
| JUDICIARY | | Sale of Acquired Property | | Bank Corp. Taxes | 2,043.87 |
| Municipal Courts | 64,981.00 | Other Miscellaneous Revenues | 2,498,829.41 | Added and Omitted Taxes | 892,498.05 |
| PUBLIC SAFETY | | Total | 23,468,475.63 | Total Taxes Levied - ABSTRACT | 19,903,317.44 |
| Fire Protection | 1,084,951.33 | Prior Years Surplus Appropriated | 381,200.00 | Total Taxes Billed | 19,983,552.20 |
| Police Protection | 2,232.00 | REVENUES TOTAL | 23,849,675.63 | 1985 TAXES COLLECTED | 19,076,392.34 |
| Civil Defense & Disaster Control | 167,139.00 | Reserve For Uncollected Taxes | 773,567.52 | 1985 Taxes Cancelled, Abated or Adjusted | 575,248.99 |
| Environmental Inspection & Control | | | | Transfer to Tax Title Liens or Foreclosed | 10,100.93 |
| Other Public Safety | | | | Balance Outstanding Dec. 31, 1985 | 321,809.94 |
| PUBLIC WORKS | | CAPITAL OUTLAY TOTAL | 2,082,135.84 | PRIOR YEARS TAXES OUTSTANDING | |
| Streets and Drainage | 1,044,574.00 | Public Enterprises | | Balance January 1, 1985 | 284,251.06 |
| Sewers and Sewage Processing | 134,202.00 | Recreation—Culture | 278,996.30 | Collected in 1985 | 271,824.10 |
| Garbage and Trash Disposal | 43,789.00 | Public Works | 1,560,597.44 | Cancelled, Abated or Adjusted 1985 | 10,233.55 |
| Public Buildings and Grounds | 468,006.00 | Buildings and Grounds | 227,146.57 | Transfers to Tax Title Liens or Foreclosed | 1,607.91 |
| Other Public Works | 9,925.76 | Library and Education | 15,395.53 | Balance December 31, 1985 | 585.50 |
| HEALTH and WELFARE | | Conservation | | TAX TITLE LIENS OUTSTANDING | |
| Health Services Except Environmental | 162,041.00 | All Other | | Balance January 1, 1985 | 36,771.48 |
| Welfare-Public Assistance | 3,722.00 | | | Transfer From Taxes | 11,779.81 |
| Hospitals, Clinics, First Aid | | CAPITAL DEBT AUTHORIZED, DECEMBER 31, 1985 | | Redeemed in 1985 | 2,931.72 |
| Animal, Insect, & Rodent Control | 16,537.00 | ISSUED AND UNISSUED | | Cancelled, Abated or Adjusted (1985) | 2,060.28 |
| Other Welfare Services | | School | 6,087,000 | Transfers to Foreclosed Property | |
| RECREATION and CONSERVATION | | Self-Liquidating | 9,875,577 | Balance December 31, 1985 | 43,559.29 |
| Beaches and Boardwalks | | Other | 15,962,577 | PROPERTY ACQUIRED BY DEED OR FORECLOSURE | |
| Parks, Playgrounds, Shade Trees | 14,050.00 | Total | 9,773,833 | Balance January 1, 1985 | 201,450.00 |
| Land Reclamation & Conservation | 5,000.00 | ISSUED AND OUTSTANDING | | Transfers From Taxes or Liens | |
| Other Recreational Services | 238,165.00 | School | 6,087,000.00 | Sale for Cash (1985) | |
| EDUCATION (excluding schools) | | Self-Liquidating | 9,101,977.00 | Cancelled, Abated or Adjusted (1985) | |
| Libraries | 309,250.00 | Other | 15,188,977.00 | Balance December 31, 1985 | 201,450.00 |
| Other Educational Services | | Total | | CURRENT FINANCES DECEMBER 31, 1985 | |
| STATUTORY EXPENDITURES | | EQUALIZED VALUATION BASIS | | ASSETS | |
| Pensions & F. I. C. A. | 381,069.00 | FOR NET DEBT COMPUTATION | 891,975.395 | Cash Dec. 31, 1985 | 3,322,706.36 |
| Employee Fringe Benefits | 214,078.00 | REAL PROPERTY VALUATIONS | | Taxes Receivable | 322,395.44 |
| Other Statutory Expenditures | 350.00 | Code Class # of Parcels % VAL'N | | Tax Title Liens | 43,559.29 |
| CETA And Other Public Employment Programs | | 1 Vacant Land 466 3.39 | 30,997,600.00 | Foreclosed Property | 201,450.00 |
| MUNICIPAL FUNCTIONS TOTAL | 5,799,712.61 | 2 Residential 3641 58.47 | 534,477,200.00 | Emergencies & Other Deferred Charges | 150,677.93 |
| CAPITAL IMPROVEMENTS *MEMO* | 332,981.00 | 3 Farm 178 1.04 | 9,511,600.00 | State and Federal Aid Receivable | |
| DEBT SERVICE | | 4a Commercial 103 36.77 | 336,169,100.00 | Other Receivables | 135,722.11 |
| Principal Payments | 817,401.00 | 4b Industrial 6 .33 | 3,020,200.00 | Total | 4,176,511.13 |
| Interest Payments | 703,860.71 | 4c Apartments | | LIABILITIES, RESERVES, AND SURPLUS | |
| | | Total 4394 | 914,175,700.00 | Cash Liabilities | 645,619.92 |
| DEFERRED CHARGES | 128,643.68 | Land Area 24.95 Sq. Miles | | Reserves for Receivables | 685,055.60 |
| SCHOOL, COUNTY, SPECIAL DISTRICT TAXES | 14,394,375.11 | Net Valuation Taxable-Municipal | 922,273,147 | Surplus Dec. 31, 1985 | 2,845,835.61 |
| RESERVE FOR UNCOLLECTED TAXES | 773,567.52 | Net Valuation Taxable-County | 900,221,726 | Total | 4,176,511.13 |
| EXPENDITURES TOTAL | 22,617,560.63 | State Equalized Valuation | 1,027,134,754 | | |
| | | State Equalization Ratio | 89.71 | | |

1803
 Population 1980 **6,715**
 Population 1985 **6,675**
 S & P Rating
 Moody Rating **AA1**

General Tax Rate Per \$100. **2.09**
 State Equalized Tax Rate **1.55**

BERNARDSVILLE BORO. - SOMERSET CO.
Form of Government:
Borough Council
Number of Members on Governing Body - 6

PER CAPITA:
 Gross Debt **205.09**
 Net Debt
 Debt Service **2.96**
 Total Tax Levy **1,302.75**
 Municipal Expenditures **486.30**

PER CENT:
 Gross Debt **.29**
 Net Debt
 Tax Levy Collected **96.94**
 Tax Levy Cancelled, Abated or Adjusted **.10**

| EXPENDITURES | | REVENUES-REALIZED | | 1985 PROPERTY TAX | |
|---|----------------------|--|-----------------------|--|--------------------------|
| GENERAL GOVERNMENT | | | | STATE EQUALIZED TAX RATE | |
| Governing Body & Public Boards | | 1985 Property Taxes Collected | 8,451,260.35 | Local District School Taxes | .81 4,504,866.50 |
| Municipal Clerk | | 1985 Payments in Lieu of Taxes | | Regional & Consolidated School Tax | |
| Financial Administration | 13,250.00 | Delinquent Tax & Lien Collections | 153,686.01 | School Taxes in Municipal Budget | |
| Assessment of Taxes | 28,554.00 | Business Personalty Replacement Taxes | 84,377.08 | County Taxes | .43 2,383,552.33 |
| Collection of Taxes | 21,059.00 | Taxes from Public Utilities | 559,310.00 | County Library Taxes | |
| Planning, Housing & Development | 31,163.00 | Other Miscellaneous Tax Revenues | | Local Municipal Purpose Taxes | .30 1,667,464.16 |
| Human Resources | | State Aid Revenues | 54,349.22 | Veteran & Senior Citizen Taxes | 42,850.00 |
| Elections | | Federal Aid Revenues | | Total Taxes for Rate Computation | 1.54 8,598,732.99 |
| General Administration (other) | 450,417.77 | State and Local Fiscal Assistance Act Utilized | 27,360.04 | Special District Taxes | |
| JUDICIARY | | Sale of Acquired Property | | Bank Corp. Taxes | 16,104.64 |
| Municipal Courts | 26,229.00 | Other Miscellaneous Revenues | 332,071.55 | Added and Omitted Taxes | 123,896.48 |
| PUBLIC SAFETY | | Total | 9,662,414.25 | Total Taxes Levied - ABSTRACT | 8,695,884.11 |
| Fire Protection | 73,520.00 | Prior Years Surplus Appropriated | 693,000.00 | Total Taxes Billed | 8,718,226.31 |
| Police Protection | 601,180.45 | REVENUES TOTAL | 10,355,414.25 | 1985 TAXES COLLECTED | 8,451,260.35 |
| Civil Defense & Disaster Control | 1,000.00 | Reserve For Uncollected Taxes | 689,113.01 | 1985 Taxes Cancelled, Abated or Adjusted | 8,817.71 |
| Environmental Inspection & Control | 63,105.00 | CAPITAL OUTLAY TOTAL | 223,367.71 | Transfer to Tax Title Liens or Foreclosed | 792.11 |
| Other Public Safety | | Public Enterprises | | Balance Outstanding Dec. 31, 1985 | 257,356.14 |
| PUBLIC WORKS | | Recreation—Culture | 34,442.71 | PRIOR YEARS TAXES OUTSTANDING | |
| Streets and Drainage | 366,722.00 | Public Works | 154,900.63 | Balance January 1, 1985 | 221,267.66 |
| Sewers and Sewage Processing | 138,567.00 | Buildings and Grounds | 17,103.24 | Taxes Collected in 1985 | 151,998.88 |
| Garbage and Trash Disposal | 158,836.04 | Library and Education | 16,921.13 | Cancelled, Abated or Adjusted 1985 | |
| Public Buildings and Grounds | 49,100.00 | Conservation | | Transfers to Tax Title Liens or Foreclosed | |
| Other Public Works | | All Other | | Balance December 31, 1985 | 69,268.78 |
| HEALTH and WELFARE | | CAPITAL DEBT AUTHORIZED, DECEMBER 31, 1985 | | TAX TITLE LIENS OUTSTANDING | |
| Health Services Except Environmental | 35,259.00 | ISSUED AND UNISSUED | | Balance January 1, 1985 | 4,454.52 |
| Welfare-Public Assistance | 2,474.00 | School | 1,369,000 | Transfer From Taxes | 792.11 |
| Hospitals, Clinics, First Aid | | Self-liquidating | | Redeemed in 1985 | 1,687.13 |
| Animal, Insect, & Rodent Control | 7,123.00 | Other | | Cancelled, Abated or Adjusted (1985) | |
| Other Welfare Services | | Total | 1,369,000 | Transfers to Foreclosed Property | |
| RECREATION and CONSERVATION | | ISSUED AND OUTSTANDING | | Balance December 31, 1985 | 3,559.50 |
| Beaches and Boardwalks | 5,738.00 | School | 1,369,000.00 | PROPERTY ACQUIRED BY DEED OR | |
| Parks, Playgrounds, Shade Trees | 800.00 | Self-Liquidating | | FORECLOSURE | |
| Land Reclamation & Conservation | 51,600.00 | Other | | Balance January 1, 1985 | 13,100.00 |
| Other Recreational Services | | Total | 1,369,000.00 | Transfers From Taxes or Liens | |
| EDUCATION (excluding schools) | | EQUALIZED VALUATION BASIS | | Sale for Cash (1985) | |
| Libraries | 159,000.00 | FOR NET DEBT COMPUTATION | 475,325,628 | Cancelled, Abated or Adjusted (1985) | |
| Other Educational Services | | REAL PROPERTY VALUATIONS | | Balance December 31, 1985 | 13,100.00 |
| STATUTORY EXPENDITURES | | Code Class # of Parcels % VAL'N | | CURRENT FINANCES DECEMBER 31, 1985 | |
| Pensions & F. I. C. A. | 175,513.00 | 1 Vacant Land 215 3.51 | 14,163,300.00 | ASSETS | |
| Employee Fringe Benefits | 66,000.00 | 2 Residential 2096 84.76 | 342,457,700.00 | Cash Dec. 31, 1985 | 1,726,226.77 |
| Other Statutory Expenditures | 10,885.00 | 3 Farm 37 .82 | 3,304,775.00 | Taxes Receivable | 326,624.92 |
| CETA And Other Public Employment Programs | | 4a Commercial 114 8.88 | 35,888,200.00 | Tax Title Liens | 3,559.50 |
| MUNICIPAL FUNCTIONS TOTAL | 2,537,095.26 | 4b Industrial 2 1.28 | 5,158,800.00 | Foreclosed Property | 13,100.00 |
| CAPITAL IMPROVEMENTS *MEMO* | 275,480.00 | 4c Apartments 7 .75 | 3,045,300.00 | Emergencies & Other Deferred Charges | |
| DEBT SERVICE | | Total 2471 | 404,018,075.00 | State and Federal Aid Receivable | |
| Principal Payments | 18,000.00 | Land Area 12.85 Sq. Miles | | Other Receivables | |
| Interest Payments | 1,765.50 | Net Valuation Taxable-Municipal | 411,211,944 | Total | 2,069,511.19 |
| DEFERRED CHARGES | 55.00 | Net Valuation Taxable-County | 474,135,610 | LIABILITIES, RESERVES, AND SURPLUS | |
| SCHOOL, COUNTY, SPECIAL DISTRICT TAXES | 6,888,418.83 | State Equalized Valuation | 552,031,249 | Cash Liabilities | 404,960.07 |
| RESERVE FOR UNCOLLECTED TAXES | 689,113.01 | State Equalization Ratio | 74.17 | Reserves for Receivables | 343,284.42 |
| EXPENDITURES TOTAL | 10,134,447.60 | | | Surplus Dec. 31, 1985 | 1,321,266.70 |

1002
 Population 1980 **3,045**
 Population 1985 **3,174**
 S & P Rating
 Moody Rating

General Tax Rate Per \$100. **2.53**
 State Equalized Tax Rate **2.21**

BETHLEHEM TOWNSHIP – HUNTERDON CO.
Form of Government:
Township Committee
Number of Members on Governing Body – 3

PER CAPITA:
 Gross Debt **766.70**
 Net Debt
 Debt Service
 Total Tax Levy **828.51**
 Municipal Expenditures **288.24**

PER CENT:
 Gross Debt **2.30**
 Net Debt
 Tax Levy Collected **90.92**
 Tax Levy Cancelled, Abated or Adjusted **.94**

| EXPENDITURES | | REVENUES-REALIZED | | 1985 PROPERTY TAX | |
|---|---------------------|---|---------------------------|---|---------------------|
| GENERAL GOVERNMENT | | | | STATE EQUALIZED TAX RATE 1.01 | |
| Governing Body & Public Boards | | 1985 Property Taxes Collected | 2,406,148.53 | Local District School Taxes | 1,174,098.50 |
| Municipal Clerk | | 1985 Payments in Lieu of Taxes | | Regional & Consolidated School Tax | 715,485.28 |
| Financial Administration | 16,000.00 | Delinquent Tax & Lien Collections | 183,566.44 | School Taxes in Municipal Budget | |
| Assessment of Taxes | 13,212.74 | Business Personalty Replacement Taxes | 30,934.00 | County Taxes | 511,572.24 |
| Collection of Taxes | 17,104.59 | Taxes from Public Utilities | 150,540.00 | County Library Taxes | 31,751.85 |
| Planning, Housing & Development | 32,436.15 | Other Miscellaneous Tax Revenues | | Local Municipal Purpose Taxes | 135,666.19 |
| Human Resources | | State Aid Revenues | 11,022.22 | Veteran & Senior Citizen Taxes | 21,400.00 |
| Elections | 850.00 | Federal Aid Revenues | | Total Taxes for Rate Computation | 2,589,974.06 |
| General Administration (other) | 97,381.78 | State and Local Fiscal Assistance Act Utilized | 15,919.00 | Special District Taxes | |
| JUDICIARY | | Sale of Acquired Property | | Bank Corp. Taxes | |
| Municipal Courts | 14,316.24 | Other Miscellaneous Revenues | 258,461.03 | Added and Omitted Taxes | 61,122.05 |
| PUBLIC SAFETY | | Total | 3,056,591.22 | Total Taxes Levied - ABSTRACT | 2,629,696.11 |
| Fire Protection | 30,000.00 | Prior Years Surplus Appropriated | 320,000.00 | Total Taxes Billed | 2,646,350.60 |
| Police Protection | 13,500.00 | REVENUES TOTAL | 3,376,591.22 | 1985 TAXES COLLECTED | 2,406,148.53 |
| Civil Defense & Disaster Control | 250.00 | Reserve For Uncollected Taxes | 301,879.94 | 1985 Taxes Cancelled, Abated or Adjusted | 24,996.20 |
| Environmental Inspection & Control | 3,810.40 | CAPITAL OUTLAY TOTAL | 66,956.00 | Transfer to Tax Title Liens or Foreclosed | 14,022.46 |
| Other Public Safety | | | | Balance Outstanding Dec. 31, 1985 | 201,183.41 |
| PUBLIC WORKS | | | | PRIOR YEARS TAXES OUTSTANDING | |
| Streets and Drainage | 294,783.90 | Public Enterprises | | Balance January 1, 1985 | 188,216.18 |
| Sewers and Sewage Processing | | Recreation—Culture | | Collected in 1985 | 183,566.44 |
| Garbage and Trash Disposal | 14,115.90 | Public Works | 66,956.00 | Cancelled, Abated or Adjusted 1985 | 713.10 |
| Public Buildings and Grounds | 23,500.00 | Buildings and Grounds | | Transfers to Tax Title Liens or Foreclosed | 5.80 |
| Other Public Works | | Library and Education | | Balance December 31, 1985 | 3,930.84 |
| HEALTH and WELFARE | | Conservation | | TAX TITLE LIENS OUTSTANDING | |
| Health Services Except Environmental | 800.00 | All Other | | Balance January 1, 1985 | 134,725.62 |
| Welfare-Public Assistance | 900.00 | | | Transfer From Taxes | 14,043.70 |
| Hospitals, Clinics, First Aid | | CAPITAL DEBT AUTHORIZED, DECEMBER 31, 1985 | | Redeemed in 1985 | |
| Animal, Insect, & Rodent Control | | ISSUED AND UNISSUED GROSS DEBT | 2,433,512 | Cancelled, Abated or Adjusted (1985) | |
| Other Welfare Services | | School | | Transfers to Foreclosed Property | |
| RECREATION and CONSERVATION | | Self-liquidating | | Balance December 31, 1985 | 148,769.32 |
| Beaches and Boardwalks | | Other | | PROPERTY ACQUIRED BY DEED OR FORECLOSURE | |
| Parks, Playgrounds, Shade Trees | | Total | 2,433,512 | Balance January 1, 1985 | |
| Land Reclamation & Conservation | 2,750.00 | ISSUED AND OUTSTANDING | | Transfers From Taxes or Liens | |
| Other Recreational Services | 7,557.30 | School | 2,403,500.04 | Sale for Cash (1985) | |
| EDUCATION (excluding schools) | | Self-Liquidating | | Cancelled, Abated or Adjusted (1985) | |
| Libraries | | Other | | Balance December 31, 1985 | |
| Other Educational Services | | Total | 2,403,500.04 | CURRENT FINANCES DECEMBER 31, 1985 | |
| STATUTORY EXPENDITURES | | EQUALIZED VALUATION BASIS FOR NET DEBT COMPUTATION | 105,900,925 | ASSETS | |
| Pensions & F. I. C. A. | 21,000.00 | REAL PROPERTY VALUATIONS | | Cash Dec. 31, 1985 | 1,646,422.14 |
| Employee Fringe Benefits | 5,000.00 | Code Class # of Parcels % VAL'N | ASSESSED VALUATION | Taxes Receivable | 205,114.25 |
| Other Statutory Expenditures | 2,000.00 | 1 Vacant Land 251 6.92 | 7,017,400.00 | Tax Title Liens | 148,769.32 |
| CETA And Other Public Employment Programs | | 2 Residential 777 71.46 | 72,446,290.00 | Foreclosed Property | |
| MUNICIPAL FUNCTIONS TOTAL | 611,269.00 | 3 Farm 415 16.87 | 17,101,903.00 | Emergencies & Other Deferred Charges | 654.89 |
| CAPITAL IMPROVEMENTS *MEMO* | 5,000.00 | 4a Commercial 16 3.24 | 3,288,900.00 | State and Federal Aid Receivable | |
| DEBT SERVICE | | 4b Industrial 3 1.51 | 1,529,200.00 | Other Receivables | 43,119.08 |
| Principal Payments | | 4c Apartments | | Total | 2,044,079.68 |
| Interest Payments | | Total 1462 | 101,383,693.00 | LIABILITIES, RESERVES, AND SURPLUS | |
| DEFERRED CHARGES | 1,716.05 | Land Area 20.60 Sq. Miles | | Cash Liabilities | 944,534.23 |
| SCHOOL, COUNTY, SPECIAL DISTRICT TAXES | 2,432,907.87 | Net Valuation Taxable-Municipal | 101,784,523 | Reserves for Receivables | 397,002.65 |
| RESERVE FOR UNCOLLECTED TAXES | 301,879.94 | Net Valuation Taxable-County | 109,755,423 | Surplus Dec. 31, 1985 | 702,542.80 |
| EXPENDITURES TOTAL | 3,347,772.86 | State Equalized Valuation | 116,724,810 | Total | 2,044,079.68 |
| | | State Equalization Ratio | 87.16 | | |

0302
 Population 1980 **2,919**
 Population 1985 **2,882**
 S & P Rating
 Moody Rating

General Tax Rate Per \$100.
2.96
 State Equalized Tax Rate
2.55

BEVERLY CITY – BURLINGTON COUNTY
Form of Government:
Special Charter (P.L. 1857 c. 162)
Number of Members on Governing Body – 9

PER CAPITA:
 Gross Debt **110.69**
 Net Debt **51.01**
 Debt Service **35.27**
 Total Tax Levy **414.86**
 Municipal Expenditures **287.64**

PER CENT:
 Gross Debt **.77**
 Net Debt **.36**
 Tax Levy Collected **90.37**
 Tax Levy Cancelled, Abated or Adjusted

| EXPENDITURES | | REVENUES-REALIZED | | 1985 PROPERTY TAX | |
|---|---------------------|--|----------------------|--|---------------------|
| GENERAL GOVERNMENT | | | | STATE EQUALIZED TAX RATE 1.49 | |
| Governing Body & Public Boards | | 1985 Property Taxes Collected | 1,074,970.73 | Local District School Taxes | 664,023.50 |
| Municipal Clerk | | 1985 Payments in Lieu of Taxes | 9,103.84 | Regional & Consolidated School Tax | |
| Financial Administration | 10,518.00 | Delinquent Tax & Lien Collections | 112,163.73 | School Taxes in Municipal Budget | .06 |
| Assessment of Taxes | 3,561.00 | Business Personalty Replacement Taxes | 23,660.36 | County Taxes | .57 |
| Collection of Taxes | 7,504.00 | Taxes from Public Utilities | 160,605.00 | County Library Taxes | .03 |
| Planning, Housing & Development | 4,442.00 | Other Miscellaneous Tax Revenues | | Local Municipal Purpose Taxes | .40 |
| Human Resources | | State Aid Revenues | 110,088.77 | Veteran & Senior Citizen Taxes | |
| Elections | | Federal Aid Revenues | | Total Taxes for Rate Computation | 2.55 |
| General Administration (other) | 80,645.00 | State and Local Fiscal Assistance Act Utilized | 26,529.00 | Special District Taxes | 46,931.00 |
| JUDICIARY | | Sale of Acquired Property | | Bank Corp. Taxes | 6,373.12 |
| Municipal Courts | 13,264.00 | Other Miscellaneous Revenues | 113,415.72 | Added and Omitted Taxes | 3,055.56 |
| PUBLIC SAFETY | | Total | 1,630,537.15 | Total Taxes Levied - ABSTRACT | 1,195,620.48 |
| Fire Protection | | Prior Years Surplus Appropriated | 174,000.00 | Total Taxes Billed | 1,189,485.90 |
| Police Protection | 163,257.00 | REVENUES TOTAL | 1,804,537.15 | 1985 TAXES COLLECTED | 1,074,970.73 |
| Civil Defense & Disaster Control | 250.00 | Reserve For Uncollected Taxes | 156,554.10 | 1985 Taxes Cancelled, Abated or Adjusted | |
| Environmental Inspection & Control | 6,100.00 | CAPITAL OUTLAY TOTAL | 34,387.80 | Transfer to Tax Title Liens or Foreclosed | 15,252.13 |
| Other Public Safety | | Public Enterprises | | Balance Outstanding Dec. 31, 1985 | 99,263.04 |
| PUBLIC WORKS | | Recreation—Culture | | PRIOR YEARS TAXES OUTSTANDING | |
| Streets and Drainage | 78,000.00 | Public Works | 33,887.80 | Balance January 1, 1985 | 111,801.79 |
| Sewers and Sewage Processing | | Buildings and Grounds | 500.00 | Collected in 1985 | 108,949.70 |
| Garbage and Trash Disposal | 90,477.93 | Library and Education | | Cancelled, Abated or Adjusted 1985 | |
| Public Buildings and Grounds | 17,250.00 | Conservation | | Transfers to Tax Title Liens or Foreclosed | 266.13 |
| Other Public Works | | All Other | | Balance December 31, 1985 | 2,585.96 |
| HEALTH and WELFARE | | CAPITAL DEBT AUTHORIZED, DECEMBER 31, 1985 | | TAX TITLE LIENS OUTSTANDING | |
| Health Services Except Environmental | 4,423.00 | ISSUED AND UNISSUED | | Balance January 1, 1985 | 41,155.42 |
| Welfare-Public Assistance | 6,941.00 | School | 172,000 | Transfer From Taxes | 15,563.36 |
| Hospitals, Clinics, First Aid | | Self-liquidating | 147,000 | Redeemed in 1985 | 3,214.03 |
| Animal, Insect, & Rodent Control | 1,500.00 | Other | 319,000 | Cancelled, Abated or Adjusted (1985) | |
| Other Welfare Services | | Total | 147,000 | Transfers to Foreclosed Property | |
| RECREATION and CONSERVATION | | ISSUED AND OUTSTANDING | | Balance December 31, 1985 | 53,504.75 |
| Beaches and Boardwalks | | School | 172,000.00 | PROPERTY ACQUIRED BY DEED OR | |
| Parks, Playgrounds, Shade Trees | 2,000.00 | Self-Liquidating | 135,600.00 | FORECLOSURE | |
| Land Reclamation & Conservation | | Other | 307,600.00 | Balance January 1, 1985 | 23,450.00 |
| Other Recreational Services | 2,841.45 | Total | 41,230,226 | Transfers From Taxes or Liens | |
| EDUCATION (excluding schools) | | EQUALIZED VALUATION BASIS | | Sale for Cash (1985) | |
| Libraries | 2,000.00 | FOR NET DEBT COMPUTATION | | Cancelled, Abated or Adjusted (1985) | |
| Other Educational Services | | REAL PROPERTY VALUATIONS | | Balance December 31, 1985 | 23,450.00 |
| STATUTORY EXPENDITURES | | Code Class # of Parcels % VAL'N | ASSESSED VALUATION | CURRENT FINANCES DECEMBER 31, 1985 | |
| Pensions & F. I. C. A. | 34,072.69 | 1 Vacant Land 54 1.13 | 430,800.00 | ASSETS | |
| Employee Fringe Benefits | 15,200.00 | 2 Residential 829 86.31 | 33,039,965.00 | Cash Dec. 31, 1985 | 411,921.02 |
| Other Statutory Expenditures | 3,100.00 | 3 Farm | | Taxes Receivable | 101,849.00 |
| CETA And Other Public Employment Programs | | 4a Commercial 54 7.11 | 2,720,500.00 | Tax Title Liens | 53,504.75 |
| MUNICIPAL FUNCTIONS TOTAL | 547,347.07 | 4b Industrial 15 4.48 | 1,714,600.00 | Foreclosed Property | 23,450.00 |
| CAPITAL IMPROVEMENTS *MEMO* | 25,000.00 | 4c Apartments 5 .98 | 376,300.00 | Emergencies & Other Deferred Charges | 6,093.20 |
| DEBT SERVICE | | Total 957 | 38,282,165.00 | State and Federal Aid Receivable | 43,847.44 |
| Principal Payments | 74,691.90 | Land Area .54 Sq. Miles | | Other Receivables | 34,041.30 |
| Interest Payments | 26,965.00 | Net Valuation Taxable-Municipal | 38,495,465 | Total | 674,706.71 |
| TYPE I SCHL DEBT *MEMO | 71,536.90 | Net Valuation Taxable-County | 42,721,600 | LIABILITIES, RESERVES, AND SURPLUS | |
| DEFERRED CHARGES | 23,423.06 | State Equalized Valuation | 44,624,164 | Cash Liabilities | 118,160.51 |
| SCHOOL, COUNTY, SPECIAL DISTRICT TAXES | 1,009,191.80 | State Equalization Ratio | 86.20 | Reserves for Receivables | 212,845.05 |
| RESERVE FOR UNCOLLECTED TAXES | 156,554.10 | | | Surplus Dec. 31, 1985 | 343,701.15 |
| EXPENDITURES TOTAL | 1,838,172.93 | | | Total | 674,706.71 |

2104
Population 1980 4,360
Population 1985 4,745
S & P Rating
Moody Rating

General Tax Rate Per \$100. 1.15
State Equalized Tax Rate .71

BLAIRSTOWN TOWNSHIP - WARREN CO.
Form of Government:
Township Committee
Number of Members on Governing Body - 5

PER CAPITA:
Gross Debt 91.93
Net Debt
Debt Service
Total Tax Levy 270.55
Municipal Expenditures 842.01
PER CENT:
Gross Debt .27
Net Debt
Tax Levy Collected 93.25
Tax Levy Cancelled, Abated or Adjusted

| EXPENDITURES | | REVENUES-REALIZED | | 1985 PROPERTY TAX | |
|---|--------------|--|----------------|--|------------------|
| GENERAL GOVERNMENT | | | | STATE EQUALIZED TAX RATE | |
| Governing Body & Public Boards | | 1985 Property Taxes Collected | 1,197,566.67 | Local District School Taxes | |
| Municipal Clerk | | 1985 Payments in Lieu of Taxes | | Regional & Consolidated School Tax | |
| Financial Administration | 38,000.00 | Delinquent Tax & Lien Collections | 80,938.62 | School Taxes in Municipal Budget | |
| Assessment of Taxes | 87,709.00 | Business Personalty Replacement Taxes | 31,835.08 | County Taxes | .67 1,176,417.42 |
| Collection of Taxes | 17,567.84 | Taxes from Public Utilities | 2,995,546.00 | County Library Taxes | .03 60,548.72 |
| Planning, Housing & Development | 193,340.00 | Other Miscellaneous Tax Revenues | | Local Municipal Purpose Taxes | |
| Human Resources | | State Aid Revenues | | Veteran & Senior Citizen Taxes | 40,200.00 |
| Elections | | Federal Aid Revenues | 150,000.00 | Total Taxes for Rate Computation | .70 1,277,166.14 |
| General Administration (other) | 176,910.00 | State and Local Fiscal Assistance Act Utilized | 18,111.00 | Special District Taxes | |
| JUDICIARY | | Sale of Acquired Property | | Bank Corp. Taxes | 6,500.43 |
| Municipal Courts | 27,163.00 | Other Miscellaneous Revenues | 672,260.57 | Added and Omitted Taxes | 40,269.58 |
| PUBLIC SAFETY | | Total | 5,146,257.94 | Total Taxes Levied - ABSTRACT | 1,283,736.15 |
| Fire Protection | 28,635.00 | Prior Years Surplus Appropriated | 1,088,722.47 | Total Taxes Billed | 1,284,218.12 |
| Police Protection | 284,500.00 | REVENUES TOTAL | 6,234,980.41 | 1985 TAXES COLLECTED | 1,197,566.67 |
| Civil Defense & Disaster Control | 1,807.00 | Reserve For Uncollected Taxes | 100,000.00 | 1985 Taxes Cancelled, Abated or Adjusted | |
| Environmental Inspection & Control | 48,524.48 | CAPITAL OUTLAY TOTAL | 61,892.64 | Transfer to Tax Title Liens or Foreclosed | 101.72 |
| Other Public Safety | | | | Balance Outstanding Dec. 31, 1985 | 86,549.73 |
| PUBLIC WORKS | | | | PRIOR YEARS TAXES OUTSTANDING | |
| Streets and Drainage | 416,000.00 | Public Enterprises | | Balance January 1, 1985 | 81,541.09 |
| Sewers and Sewage Processing | | Recreation—Culture | | Collected in 1985 | 77,053.01 |
| Garbage and Trash Disposal | 15,000.00 | Public Works | 59,307.51 | Cancelled, Abated or Adjusted 1985 | 2,173.64 |
| Public Buildings and Grounds | 44,835.00 | Buildings and Grounds | 2,585.13 | Transfers to Tax Title Liens or Foreclosed | |
| Other Public Works | | Library and Education | | Balance December 31, 1985 | 2,314.44 |
| HEALTH and WELFARE | | Conservation | | TAX TITLE LIENS OUTSTANDING | |
| Health Services Except Environmental | 4,200.00 | All Other | | Balance January 1, 1985 | 7,617.14 |
| Welfare-Public Assistance | 6,605.00 | CAPITAL DEBT AUTHORIZED, DECEMBER 31, 1985 | | Transfer From Taxes | 101.72 |
| Hospitals, Clinics, First Aid | | ISSUED AND UNISSUED GROSS DEBT | | Redeemed in 1985 | 3,885.61 |
| Animal, Insect, & Rodent Control | 2,700.00 | School | 436,188 | Cancelled, Abated or Adjusted (1985) | |
| Other Welfare Services | | Self-liquidating | | Transfers to Foreclosed Property | |
| RECREATION and CONSERVATION | | Other | | Balance December 31, 1985 | 3,833.25 |
| Beaches and Boardwalks | | Total | 436,188 | PROPERTY ACQUIRED BY DEED OR | |
| Parks, Playgrounds, Shade Trees | | ISSUED AND OUTSTANDING | | FORECLOSURE | |
| Land Reclamation & Conservation | 500.00 | School | 436,188.69 | Balance January 1, 1985 | |
| Other Recreational Services | 53,153.96 | Self-Liquidating | | Transfers From Taxes or Liens | |
| EDUCATION (excluding schools) | | Other | | Sale for Cash (1985) | |
| Libraries | 7,000.00 | Total | 436,188.69 | Cancelled, Abated or Adjusted (1985) | |
| Other Educational Services | 1,003,968.00 | EQUALIZED VALUATION BASIS | | Balance December 31, 1985 | |
| STATUTORY EXPENDITURES | | FOR NET DEBT COMPUTATION | 161,147,382 | CURRENT FINANCES DECEMBER 31, 1985 | |
| Pensions & F. I. C. A. | 72,754.04 | REAL PROPERTY VALUATIONS | | ASSETS | |
| Employee Fringe Benefits | 32,150.00 | Code Class # of Parcels % VAL'N | | Cash Dec. 31, 1985 | 8,499,517.44 |
| Other Statutory Expenditures | 8,000.00 | 1 Vacant Land 649 11.63 | 12,576,950.00 | Taxes Receivable | 88,864.17 |
| CETA And Other Public Employment Programs | | 2 Residential 1318 70.85 | 76,627,650.00 | Tax Title Liens | 3,833.25 |
| MUNICIPAL FUNCTIONS TOTAL | 2,571,022.32 | 3 Farm 283 7.10 | 7,678,080.00 | Foreclosed Property | |
| CAPITAL IMPROVEMENTS *MEMO* | 800,000.00 | 4a Commercial 92 7.88 | 8,526,889.00 | Emergencies & Other Deferred Charges | |
| DEBT SERVICE | | 4b Industrial 15 2.54 | 2,743,550.00 | State and Federal Aid Receivable | |
| Principal Payments | | 4c Apartments | | Other Receivables | 25,661.92 |
| Interest Payments | | Total 2357 | 108,153,119.00 | Total | 8,617,876.78 |
| DEFERRED CHARGES | 1,324,316.08 | Land Area 30.90 Sq. Miles | | LIABILITIES, RESERVES, AND SURPLUS | |
| SCHOOL, COUNTY, SPECIAL DISTRICT TAXES | 1,236,966.14 | Net Valuation Taxable-Municipal | 108,264,944 | Cash Liabilities | 2,584,635.46 |
| RESERVE FOR UNCOLLECTED TAXES | 100,000.00 | Net Valuation Taxable-County | 171,184,489 | Reserves for Receivables | 118,359.34 |
| EXPENDITURES TOTAL | 5,232,304.54 | State Equalized Valuation | 176,429,267 | Surplus Dec. 31, 1985 | 5,914,881.98 |
| | | State Equalization Ratio | 61.34 | Total | 8,617,876.78 |

0702

Population 1980 **47,792**
 Population 1985 **47,765**
 S & P Rating **AA**
 Moody Rating **AA**

General Tax Rate Per \$100.

9.12

State Equalized Tax Rate

3.23**BLOOMFIELD TOWNSHIP – ESSEX COUNTY****Form of Government:****Special Charter (P.L. 1955 c. 201)****Number of Members on Governing Body – 7**

PER CAPITA:

Gross Debt **208.87**
 Net Debt **126.13**
 Debt Service **25.12**
 Total Tax Levy **833.38**
 Municipal Expenditures **435.82**

PER CENT:

Gross Debt **.92**
 Net Debt **.55**
 Tax Levy Collected **98.41**
 Tax Levy Cancelled, Abated or Adjusted **.29**

| EXPENDITURES | | REVENUES-REALIZED | | 1985 PROPERTY TAX | |
|---|----------------------|--|--|---|----------------------|
| GENERAL GOVERNMENT | | | | STATE EQUALIZED TAX RATE | |
| Governing Body & Public Boards | | | | Local District School Taxes 1.28 | 15,747,184.50 |
| Municipal Clerk | 90,620.00 | 1985 Property Taxes Collected 39,121,889.90 | | Regional & Consolidated School Tax | |
| Financial Administration | 260,390.00 | 1985 Payments in Lieu of Taxes 39,831.02 | | School Taxes in Municipal Budget .01 | 92,301.60 |
| Assessment of Taxes | 101,235.00 | Delinquent Tax & Lien Collections 607,997.72 | | County Taxes .94 | 11,522,261.10 |
| Collection of Taxes | | Business Personalty Replacement Taxes 1,039,509.28 | | County Library Taxes | |
| Planning, Housing & Development | 59,570.00 | Taxes from Public Utilities 2,451,332.00 | | Local Municipal Purpose Taxes 1.00 | 12,245,654.85 |
| Human Resources | 299,063.25 | Other Miscellaneous Tax Revenues 21,258.53 | | Veteran & Senior Citizen Taxes | 488,900.00 |
| Elections | | State Aid Revenues 1,418,187.42 | | Total Taxes for Rate Computation 3.23 | 40,096,302.05 |
| General Administration (other) | 1,237,839.82 | Federal Aid Revenues | | Special District Taxes | |
| JUDICIARY | | State and Local Fiscal Assistance Act Utilized 868,816.00 | | Bank Corp. Taxes | 82,323.58 |
| Municipal Courts | 136,030.00 | Sale of Acquired Property | | Added and Omitted Taxes | 116,773.30 |
| PUBLIC SAFETY | | Other Miscellaneous Revenues 1,332,962.14 | | Total Taxes Levied - ABSTRACT | 39,806,498.93 |
| Fire Protection | 3,302,205.00 | Total 46,901,784.01 | | Total Taxes Billed | 39,754,044.34 |
| Police Protection | 3,977,769.86 | Prior Years Surplus Appropriated 696,000.00 | | 1985 TAXES COLLECTED | 39,121,889.90 |
| Civil Defense & Disaster Control | 14,795.00 | REVENUES TOTAL 47,597,784.01 | | 1985 Taxes Cancelled, Abated or Adjusted | 117,076.37 |
| Environmental Inspection & Control | 240,095.00 | Reserve For Uncollected Taxes 1,460,000.00 | | Transfer to Tax Title Liens or Foreclosed | 4,088.42 |
| Other Public Safety | | CAPITAL OUTLAY TOTAL 457,353.03 | | Balance Outstanding Dec. 31, 1985 | 510,989.65 |
| PUBLIC WORKS | | | | PRIOR YEARS TAXES OUTSTANDING | |
| Streets and Drainage | 712,480.00 | Public Enterprises 22,355.84 | | Balance January 1, 1985 | 619,970.18 |
| Sewers and Sewage Processing | 1,143,460.00 | Recreation—Culture 4,201.89 | | Collected in 1985 | 603,645.01 |
| Garbage and Trash Disposal | 1,328,527.00 | Public Works 194,689.76 | | Cancelled, Abated or Adjusted 1985 | |
| Public Buildings and Grounds | 290,090.00 | Buildings and Grounds 236,105.54 | | Transfers to Tax Title Liens or Foreclosed | 9,883.42 |
| Other Public Works | 189,700.00 | Library and Education | | Balance December 31, 1985 | 6,441.75 |
| HEALTH and WELFARE | | Conservation | | TAX TITLE LIENS OUTSTANDING | |
| Health Services Except Environmental | 529,162.00 | All Other | | Balance January 1, 1985 | 93,138.06 |
| Welfare-Public Assistance | 166,650.00 | CAPITAL DEBT AUTHORIZED, DECEMBER 31, 1985 | | Transfer From Taxes | 9,883.42 |
| Hospitals, Clinics, First Aid | | ISSUED AND UNISSUED GROSS DEBT NET DEBT | | Redeemed in 1985 | 4,352.71 |
| Animal, Insect, & Rodent Control | 26,078.00 | School 2,992,000 | | Cancelled, Abated or Adjusted (1985) | |
| Other Welfare Services | | Self-liquidating 960,000 | | Transfers to Foreclosed Property | |
| RECREATION and CONSERVATION | | Other 6,024,694 | | Balance December 31, 1985 | 98,668.77 |
| Beaches and Boardwalks | | Total 9,976,694 | | PROPERTY ACQUIRED BY DEED OR FORECLOSURE | |
| Parks, Playgrounds, Shade Trees | 232,150.00 | ISSUED AND OUTSTANDING | | Balance January 1, 1985 | 388,515.39 |
| Land Reclamation & Conservation | | School 2,992,000.00 | | Transfers From Taxes or Liens | 4,088.42 |
| Other Recreational Services | 418,794.97 | Self-Liquidating 960,000.00 | | Sale for Cash (1985) | |
| EDUCATION (excluding schools) | | Other 5,111,000.00 | | Cancelled, Abated or Adjusted (1985) | 1,803.81 |
| Libraries | 661,313.00 | Total 9,063,000.00 | | Balance December 31, 1985 | 390,800.00 |
| Other Educational Services | 4,200.00 | EQUALIZED VALUATION BASIS | | CURRENT FINANCES DECEMBER 31, 1985 | |
| STATUTORY EXPENDITURES | | FOR NET DEBT COMPUTATION 1,087,381,553 | | ASSETS | |
| Pensions & F. I. C. A. | 1,887,364.00 | REAL PROPERTY VALUATIONS | | Cash Dec. 31, 1985 | 2,677,216.53 |
| Employee Fringe Benefits | 841,150.00 | Code Class # of Parcels % VAL'N | | Taxes Receivable | 517,431.40 |
| Other Statutory Expenditures | 1,000.00 | 1 Vacant Land 337 .44 | | Tax Title Liens | 98,668.77 |
| CETA And Other Public Employment Programs | | 2 Residential 10583 68.32 | | Foreclosed Property | 390,800.00 |
| MUNICIPAL FUNCTIONS | 18,151,731.90 | 3 Farm | | Emergencies & Other Deferred Charges | 75,058.22 |
| CAPITAL IMPROVEMENTS *MEMO* | 30,000.00 | 4a Commercial 746 17.72 | | State and Federal Aid Receivable | |
| DEBT SERVICE | | 4b Industrial 80 6.27 | | Other Receivables | 133,638.09 |
| Principal Payments | 840,000.00 | 4c Apartments 110 7.26 | | Total | 3,892,813.01 |
| Interest Payments | 359,749.30 | Total 11856 | | LIABILITIES, RESERVES, AND SURPLUS | |
| TYPE I SCHL DEBT *MEMO | 127,858.75 | Land Area 5.40 Sq. Miles | | Cash Liabilities | 1,519,131.98 |
| DEFERRED CHARGES | 5,435.50 | Net Valuation Taxable-Municipal 434,619,200 | | Reserves for Receivables | 1,008,137.57 |
| SCHOOL, COUNTY, SPECIAL DISTRICT TAXES | 27,361,747.20 | Net Valuation Taxable-County 1,092,840,789 | | Surplus Dec. 31, 1985 | 1,365,543.46 |
| RESERVE FOR UNCOLLECTED TAXES | 1,460,000.00 | State Equalized Valuation 1,219,335,182 | | Total | 3,892,813.01 |
| EXPENDITURES | 48,178,663.90 | State Equalization Ratio 35.43 | | | |

1985/3000

* ABOVE DEBT SERVICE INCLUDES TYPE I SCHOOL DEBT

1601
Population 1980 7,867
Population 1985 8,073
S & P Rating
Moody Rating BAA1

General Tax Rate Per \$100. 5.69
State Equalized Tax Rate 2.74

BLOOMINGDALE BOROUGH - PASSAIC CO.
Form of Government:
Borough Council
Number of Members on Governing Body - 6

PER CAPITA:
Gross Debt 471.45
Net Debt 378.55
Debt Service 37.46
Total Tax Levy 758.80
Municipal Expenditures 390.93
PER CENT:
Gross Debt 1.87
Net Debt 1.50
Tax Levy Collected 96.99
Tax Levy Cancelled, Abated or Adjusted

| EXPENDITURES | | REVENUES-REALIZED | | 1985 PROPERTY TAX | |
|---|--------------|--|----------------|--|-------------------|
| GENERAL GOVERNMENT | | | | STATE EQUALIZED TAX RATE | |
| Governing Body & Public Boards | 6,900.00 | 1985 Property Taxes Collected | 5,938,245.99 | Local District School Taxes | 1.43 3,172,053.00 |
| Municipal Clerk | | 1985 Payments in Lieu of Taxes | | Regional & Consolidated School Tax | |
| Financial Administration | 9,000.00 | Delinquent Tax & Lien Collections | 175,958.83 | School Taxes in Municipal Budget | |
| Assessment of Taxes | 34,157.00 | Business Personalty Replacement Taxes | 66,231.64 | County Taxes | .59 1,305,956.61 |
| Collection of Taxes | 51,727.00 | Taxes from Public Utilities | 323,737.00 | County Library Taxes | |
| Planning, Housing & Development | 542,829.00 | Other Miscellaneous Tax Revenues | | Local Municipal Purpose Taxes | .72 1,595,934.90 |
| Human Resources | 2,983.00 | State Aid Revenues | 128,701.41 | Veteran & Senior Citizen Taxes | 77,300.00 |
| Elections | 2,000.00 | Federal Aid Revenues | 500,000.00 | Total Taxes for Rate Computation | 2.74 6,151,244.51 |
| General Administration (other) | 286,153.00 | State and Local Fiscal Assistance Act Utilized | 68,378.00 | Special District Taxes | |
| JUDICIARY | | Sale of Acquired Property | | Bank Corp. Taxes | 23,435.62 |
| Municipal Courts | 17,010.00 | Other Miscellaneous Revenues | 210,937.45 | Added and Omitted Taxes | 28,442.47 |
| PUBLIC SAFETY | | Total | 7,412,190.32 | Total Taxes Levied - ABSTRACT | 6,125,822.60 |
| Fire Protection | 17,416.00 | Prior Years Surplus Appropriated | 155,000.00 | Total Taxes Billed | 6,122,546.57 |
| Police Protection | 514,542.00 | REVENUES TOTAL | 7,567,190.32 | 1985 TAXES COLLECTED | 5,938,245.99 |
| Civil Defense & Disaster Control | 1.00 | Reserve For Uncollected Taxes | 242,957.78 | 1985 Taxes Cancelled, Abated or Adjusted | |
| Environmental Inspection & Control | 18,173.00 | CAPITAL OUTLAY TOTAL | 760,045.43 | Transfer to Tax Title Liens or Foreclosed | 7,943.24 |
| Other Public Safety | | | | Balance Outstanding Dec. 31, 1985 | 176,357.34 |
| PUBLIC WORKS | | | | PRIOR YEARS TAXES OUTSTANDING | |
| Streets and Drainage | 273,661.00 | Public Enterprises | | Balance January 1, 1985 | 160,970.68 |
| Sewers and Sewage Processing | 95,000.00 | Recreation--Culture | | Collected in 1985 | 158,995.76 |
| Garbage and Trash Disposal | 209,139.06 | Public Works | 537,502.80 | Cancelled, Abated or Adjusted 1985 | |
| Public Buildings and Grounds | 44,124.18 | Buildings and Grounds | 222,542.63 | Transfers to Tax Title Liens or Foreclosed | 1,974.92 |
| Other Public Works | 40,700.00 | Library and Education | | Balance December 31, 1985 | |
| HEALTH and WELFARE | | Conservation | | TAX TITLE LIENS OUTSTANDING | |
| Health Services Except Environmental | 52,490.00 | All Other | | Balance January 1, 1985 | 38,805.11 |
| Welfare-Public Assistance | 7,246.00 | CAPITAL DEBT AUTHORIZED, DECEMBER 31, 1985 | | Transfer From Taxes | 10,215.70 |
| Hospitals, Clinics, First Aid | | ISSUED AND UNISSUED GROSS DEBT | | Redeemed in 1985 | 16,963.07 |
| Animal, Insect, & Rodent Control | | School | 750,000 | Cancelled, Abated or Adjusted (1985) | |
| Other Welfare Services | | Self-liquidating | | Transfers to Foreclosed Property | |
| RECREATION and CONSERVATION | | Other | 3,056,056 | Balance December 31, 1985 | 32,057.74 |
| Beaches and Boardwalks | | Total | 3,806,056 | PROPERTY ACQUIRED BY DEED OR | |
| Parks, Playgrounds, Shade Trees | 1,000.00 | | | FORECLOSURE | |
| Land Reclamation & Conservation | 1,200.00 | ISSUED AND OUTSTANDING | | Balance January 1, 1985 | 398,300.00 |
| Other Recreational Services | 14,282.00 | School | 750,000.00 | Transfers From Taxes or Liens | |
| EDUCATION (excluding schools) | | Self-liquidating | | Sale for Cash (1985) | |
| Libraries | 67,009.00 | Other | 2,778,400.00 | Cancelled, Abated or Adjusted (1985) | |
| Other Educational Services | 4,497.00 | Total | 3,528,400.00 | Balance December 31, 1985 | 398,300.00 |
| STATUTORY EXPENDITURES | | EQUALIZED VALUATION BASIS | | CURRENT FINANCES DECEMBER 31, 1985 | |
| Pensions & F. I. C. A. | 192,593.23 | FOR NET DEBT COMPUTATION | 203,241,836 | ASSETS | |
| Employee Fringe Benefits | 82,551.00 | REAL PROPERTY VALUATIONS | | Cash Dec. 31, 1985 | 651,194.50 |
| Other Statutory Expenditures | 4,000.00 | Code Class # of Parcels % VAL'N | | Taxes Receivable | 176,357.34 |
| CETA And Other Public Employment Programs | | 1 Vacant Land 227 3.62 | 3,855,700.00 | Tax Title Liens | 32,057.74 |
| MUNICIPAL FUNCTIONS TOTAL | 2,592,383.47 | 2 Residential 2181 81.34 | 86,527,800.00 | Foreclosed Property | 398,300.00 |
| CAPITAL IMPROVEMENTS *MEMO* | 16,000.00 | 3 Farm 8 .50 | 528,700.00 | Emergencies & Other Deferred Charges | 111,610.55 |
| DEBT SERVICE | | 4a Commercial 100 8.08 | 8,590,700.00 | State and Federal Aid Receivable | 7,201.60 |
| Principal Payments | 155,000.00 | 4b Industrial 5 .57 | 610,300.00 | Other Receivables | 495,183.91 |
| Interest Payments | 147,392.77 | 4c Apartments 8 5.89 | 6,260,900.00 | Total | 1,871,905.64 |
| DEFERRED CHARGES | 18,277.64 | Total 2529 | 106,374,100.00 | LIABILITIES, RESERVES, AND SURPLUS | |
| SCHOOL, COUNTY, SPECIAL DISTRICT TAXES | 4,478,009.61 | Land Area 8.74 Sq. Miles | | Cash Liabilities | 833,585.10 |
| RESERVE FOR UNCOLLECTED TAXES | 242,957.78 | Net Valuation Taxable-Municipal | 106,911,599 | Reserves for Receivables | 632,634.33 |
| EXPENDITURES TOTAL | 7,634,021.27 | Net Valuation Taxable-County | 205,077,994 | Surplus Dec. 31, 1985 | 405,686.21 |
| | | State Equalized Valuation | 221,828,113 | Total | 1,871,905.64 |
| | | State Equalization Ratio | 48.07 | | |

1003
 Population 1980 **864**
 Population 1985 **844**
 S & P Rating
 Moody Rating

General Tax Rate Per \$100. **2.30**
 State Equalized Tax Rate **2.11**

BLOOMSBURY BOROUGH – HUNTERDON CO.
Form of Government:
Borough Council
Number of Members on Governing Body – 6

PER CAPITA:
 Gross Debt **376.36**
 Net Debt **275.94**
 Debt Service **.06**
 Total Tax Levy **621.51**
 Municipal Expenditures **223.57**

PER CENT:
 Gross Debt **1.40**
 Net Debt **1.03**
 Tax Levy Collected **94.29**
 Tax Levy Cancelled, Abated or Adjusted **.02**

| EXPENDITURES | | REVENUES-REALIZED | | 1985 PROPERTY TAX | |
|---|-------------------|--|--|--|-------------------|
| GENERAL GOVERNMENT† | | | | STATE EQUALIZED TAX RATE → | |
| Governing Body & Public Boards | | | | Local District School Taxes | 1.42 |
| Municipal Clerk | | | | Regional & Consolidated School Tax | |
| Financial Administration | 4,023.00 | 1985 Property Taxes Collected | | School Taxes in Municipal Budget | |
| Assessment of Taxes | 2,481.00 | 1985 Payments in Lieu of Taxes | | County Taxes | .46 |
| Collection of Taxes | 3,995.51 | Delinquent Tax & Lien Collections | | County Library Taxes | .03 |
| Planning, Housing & Development | 5,400.00 | Business Personalty Replacement Taxes | | Local Municipal Purpose Taxes | .20 |
| Human Resources | | Taxes from Public Utilities | | Veteran & Senior Citizen Taxes | |
| Elections | 525.00 | Other Miscellaneous Tax Revenues | | Total Taxes for Rate Computation | 2.11 |
| General Administration (other) | 19,442.00 | State Aid Revenues | | Special District Taxes | |
| JUDICIARY | | Federal Aid Revenues | | Bank Corp. Taxes | 8,205.72 |
| Municipal Courts | 6,860.00 | State and Local Fiscal Assistance Act Utilized | | Added and Omitted Taxes | 2,436.84 |
| PUBLIC SAFETY | | Sale of Acquired Property | | Total Taxes Levied - ABSTRACT | 524,556.47 |
| Fire Protection | 16,516.79 | Other Miscellaneous Revenues | | Total Taxes Billed | 516,637.74 |
| Police Protection | 13,152.00 | | | 1985 TAXES COLLECTED | 487,158.77 |
| Civil Defense & Disaster Control | 400.00 | Prior Years Surplus Appropriated | | 1985 Taxes Cancelled, Abated or Adjusted | 127.69 |
| Environmental Inspection & Control | | REVENUES TOTAL | | Transfer to Tax Title Liens or Foreclosed | 87.40 |
| Other Public Safety | | Reserve For Uncollected Taxes | | Balance Outstanding Dec. 31, 1985 | 29,263.88 |
| PUBLIC WORKS | | CAPITAL OUTLAY TOTAL | | PRIOR YEARS TAXES OUTSTANDING | |
| Streets and Drainage | 23,536.00 | | | Balance January 1, 1985 | 34,302.74 |
| Sewers and Sewage Processing | | Public Enterprises | | Collected in 1985 | 34,282.28 |
| Garbage and Trash Disposal | 19,391.92 | Recreation—Culture | | Cancelled, Abated or Adjusted 1985 | |
| Public Buildings and Grounds | 16,298.00 | Public Works | | Transfers to Tax Title Liens or Foreclosed | |
| Other Public Works | | Buildings and Grounds | | Balance December 31, 1985 | 20.46 |
| HEALTH and WELFARE | | Library and Education | | TAX TITLE LIENS OUTSTANDING | |
| Health Services Except Environmental | 400.00 | Conservation | | Balance January 1, 1985 | 639.65 |
| Welfare-Public Assistance | | All Other | | Transfer From Taxes | 87.40 |
| Hospitals, Clinics, First Aid | | CAPITAL DEBT AUTHORIZED, DECEMBER 31, 1985 | | Redeemed in 1985 | |
| Animal, Insect, & Rodent Control | 475.00 | ISSUED AND UNISSUED GROSS DEBT NET DEBT | | Cancelled, Abated or Adjusted (1985) | |
| Other Welfare Services | | School 38,500 | | Transfers to Foreclosed Property | |
| RECREATION and CONSERVATION | | Self-Liquidating 34,250 | | Balance December 31, 1985 | 727.05 |
| Beaches and Boardwalks | | Other 244,895 | | PROPERTY ACQUIRED BY DEED OR FORECLOSURE | |
| Parks, Playgrounds, Shade Trees | | Total 317,645 | | Balance January 1, 1985 | 1,100.00 |
| Land Reclamation & Conservation | | ISSUED AND OUTSTANDING | | Transfers From Taxes or Liens | |
| Other Recreational Services | | School 36,000.00 | | Sale for Cash (1985) | |
| EDUCATION (excluding schools) | | Self-Liquidating 4,250.00 | | Cancelled, Abated or Adjusted (1985) | |
| Libraries | | Other 237,000.00 | | Balance December 31, 1985 | 1,100.00 |
| Other Educational Services | | Total 277,250.00 | | CURRENT FINANCES DECEMBER 31, 1985 | |
| STATUTORY EXPENDITURES | | EQUALIZED VALUATION BASIS | | ASSETS | |
| Pensions & F. I. C. A. | 3,000.90 | FOR NET DEBT COMPUTATION | | Cash Dec. 31, 1985 | 416,737.90 |
| Employee Fringe Benefits | | REAL PROPERTY VALUATIONS | | Taxes Receivable | 29,284.34 |
| Other Statutory Expenditures | 250.00 | Code Class # of Parcels % VAL'N ASSESSED VALUATION | | Tax Title Liens | 727.05 |
| CETA And Other Public Employment Programs | | 1 Vacant Land 50 1.65 361,900.00 | | Foreclosed Property | 1,100.00 |
| MUNICIPAL FUNCTIONS TOTAL | 136,147.12 | 2 Residential 263 71.11 15,631,100.00 | | Emergencies & Other Deferred Charges | 3,236.36 |
| CAPITAL IMPROVEMENTS *MEMO* | 45,800.00 | 3 Farm 14 1.80 395,700.00 | | State and Federal Aid Receivable | 315.88 |
| DEBT SERVICE | | 4a Commercial 17 15.67 3,444,700.00 | | Other Receivables | 10,355.20 |
| Principal Payments | | 4b Industrial 7 8.53 1,874,000.00 | | Total | 461,756.73 |
| Interest Payments | 49.00 | 4c Apartments 2 1.25 274,100.00 | | LIABILITIES, RESERVES, AND SURPLUS | |
| DEFERRED CHARGES | 16,229.07 | Total 353 21,981,500.00 | | Cash Liabilities | 256,169.62 |
| SCHOOL, COUNTY, SPECIAL DISTRICT TAXES | 465,813.91 | Land Area .80 Sq. Miles | | Reserves for Receivables | 41,466.59 |
| RESERVE FOR UNCOLLECTED TAXES | 36,267.00 | Net Valuation Taxable-Municipal | | Surplus Dec. 31, 1985 | 164,120.52 |
| EXPENDITURES TOTAL | 654,506.10 | Net Valuation Taxable-County | | Total | 461,756.73 |
| | | State Equalized Valuation | | | |
| | | State Equalization Ratio | | | |

0204
 Population 1980 **8,344**
 Population 1985 **8,143**
 S & P Rating
 Moody Rating

General Tax Rate Per \$100. **5.00**
 State Equalized Tax Rate **2.68**

BOGOTA BOROUGH – BERGEN COUNTY
Form of Government:
Borough Council
Number of Members on Governing Body – 6

PER CAPITA:
 Gross Debt **162.92** PER CENT:
 Gross Debt **.64**
 Net Debt **147.08** Net Debt **.58**
 Debt Service **36.27** Tax Levy Collected **97.95**
 Total Tax Levy **761.76** Tax Levy Cancelled, Abated
 Municipal Expenditures **382.44** or Adjusted **.57**

| EXPENDITURES | | REVENUES-REALIZED | | 1985 PROPERTY TAX | |
|---|---------------------|--|-----------------------|--|---------------------|
| GENERAL GOVERNMENT | | | | STATE EQUALIZED TAX RATE | |
| Governing Body & Public Boards | | 1985 Property Taxes Collected | 6,040,530.49 | Local District School Taxes 1.53 | 3,515,653.50 |
| Municipal Clerk | | 1985 Payments in Lieu of Taxes | | Regional & Consolidated School Tax | |
| Financial Administration | 27,643.00 | Delinquent Tax & Lien Collections | 71,662.77 | School Taxes in Municipal Budget | |
| Assessment of Taxes | 6,925.00 | Business Personalty Replacement Taxes | 261,019.96 | County Taxes | 842,886.74 |
| Collection of Taxes | 35,488.00 | Taxes from Public Utilities | 368,616.00 | County Library Taxes | |
| Planning, Housing & Development | 19,947.00 | Other Miscellaneous Tax Revenues | | Local Municipal Purpose Taxes | 1,803,525.00 |
| Human Resources | 22,220.66 | State Aid Revenues | 159,973.56 | Veteran & Senior Citizen Taxes | 89,850.00 |
| Elections | 2,082.75 | Federal Aid Revenues | | Total Taxes for Rate Computation | 6,251,915.24 |
| General Administration (other) | 354,348.16 | State and Local Fiscal Assistance Act Utilized | 75,088.51 | Special District Taxes | |
| JUDICIARY | | Sale of Acquired Property | | Bank Corp. Taxes | 37,595.40 |
| Municipal Courts | 42,673.24 | Other Miscellaneous Revenues | 238,284.34 | Added and Omitted Taxes | 3,368.35 |
| PUBLIC SAFETY | | Total | 7,215,175.63 | Total Taxes Levied - ABSTRACT | 6,203,028.99 |
| Fire Protection | 71,487.69 | Prior Years Surplus Appropriated | 160,000.00 | Total Taxes Billed | 6,167,157.85 |
| Police Protection | 773,831.71 | REVENUES TOTAL | 7,375,175.63 | 1985 TAXES COLLECTED | 6,040,530.49 |
| Civil Defense & Disaster Control | 150.00 | Reserve For Uncollected Taxes | 184,911.00 | 1985 Taxes Cancelled, Abated or Adjusted | 34,855.00 |
| Environmental Inspection & Control | 25,626.00 | CAPITAL OUTLAY TOTAL | 239,660.93 | Transfer to Tax Title Liens or Foreclosed | |
| Other Public Safety | | | | Balance Outstanding Dec. 31, 1985 | 91,772.36 |
| PUBLIC WORKS | | | | PRIOR YEARS TAXES OUTSTANDING | |
| Streets and Drainage | 246,090.69 | Public Enterprises | | Balance January 1, 1985 | 71,662.77 |
| Sewers and Sewage Processing | 178,113.84 | Recreation—Culture | | Collected in 1985 | 71,662.77 |
| Garbage and Trash Disposal | 251,664.85 | Public Works | 239,660.93 | Cancelled, Abated or Adjusted 1985 | |
| Public Buildings and Grounds | 30,490.74 | Buildings and Grounds | | Transfers to Tax Title Liens or Foreclosed | |
| Other Public Works | 33,518.82 | Library and Education | | Balance December 31, 1985 | |
| HEALTH and WELFARE | | Conservation | | TAX TITLE LIENS OUTSTANDING | |
| Health Services Except Environmental | 16,087.00 | All Other | | Balance January 1, 1985 | |
| Welfare-Public Assistance | 10,929.50 | CAPITAL DEBT AUTHORIZED, DECEMBER 31, 1985 | | Transfer From Taxes | |
| Hospitals, Clinics, First Aid | | ISSUED AND UNISSUED | | Redeemed in 1985 | |
| Animal, Insect, & Rodent Control | | School | 129,000 | Cancelled, Abated or Adjusted (1985) | |
| Other Welfare Services | | Self-liquidating | | Transfers to Foreclosed Property | |
| RECREATION and CONSERVATION | | Other | 1,197,650 | Balance December 31, 1985 | |
| Beaches and Boardwalks | | Total | 1,326,650 | PROPERTY ACQUIRED BY DEED OR | |
| Parks, Playgrounds, Shade Trees | 17,525.00 | ISSUED AND OUTSTANDING | | FORECLOSURE | |
| Land Reclamation & Conservation | | School | 129,000.00 | Balance January 1, 1985 | 136,680.00 |
| Other Recreational Services | 50,346.00 | Self-liquidating | | Transfers From Taxes or Liens | |
| EDUCATION (excluding schools) | | Other | 697,650.00 | Sale for Cash (1985) | |
| Libraries | 64,897.00 | Total | 826,650.00 | Cancelled, Abated or Adjusted (1985) | |
| Other Educational Services | 100.00 | EQUALIZED VALUATION BASIS | | Balance December 31, 1985 | 136,680.00 |
| STATUTORY EXPENDITURES | | FOR NET DEBT COMPUTATION | 205,940,723 | CURRENT FINANCES DECEMBER 31, 1985 | |
| Pensions & F. I. C. A. | 203,711.15 | REAL PROPERTY VALUATIONS | | ASSETS | |
| Employee Fringe Benefits | 82,986.04 | Code Class # of Parcels % VAL'N | | Cash Dec. 31, 1985 | 459,037.74 |
| Other Statutory Expenditures | 1.00 | 1 Vacant Land 43 .83 | 1,014,700.00 | Taxes Receivable | 91,772.36 |
| CETA And Other Public Employment Programs | | 2 Residential 2025 80.43 | 98,778,120.00 | Tax Title Liens | |
| MUNICIPAL FUNCTIONS TOTAL | 2,568,884.84 | 3 Farm | | Foreclosed Property | 136,680.00 |
| CAPITAL IMPROVEMENTS *MEMO* | 15,000.00 | 4a Commercial 74 8.06 | 9,893,300.00 | Emergencies & Other Deferred Charges | 61,861.64 |
| DEBT SERVICE | | 4b Industrial 20 3.93 | 4,829,600.00 | State and Federal Aid Receivable | 871.41 |
| Principal Payments | 237,600.00 | 4c Apartments 24 6.76 | 8,297,300.00 | Other Receivables | 7,089.10 |
| Interest Payments | 57,719.64 | Total 2186 | 122,813,020.00 | Total | 757,312.25 |
| DEFERRED CHARGES | 65,116.82 | Land Area .70 Sq. Miles | | LIABILITIES, RESERVES, AND SURPLUS | |
| SCHOOL, COUNTY, SPECIAL DISTRICT TAXES | 4,358,540.24 | Net Valuation Taxable-Municipal | 123,275,790 | Cash Liabilities | 160,540.27 |
| RESERVE FOR UNCOLLECTED TAXES | 184,911.00 | Net Valuation Taxable-County | 208,423,975 | Reserves for Receivables | 235,541.46 |
| EXPENDITURES TOTAL | 7,472,772.54 | State Equalized Valuation | 229,469,042 | Surplus Dec. 31, 1985 | 361,230.52 |
| | | State Equalization Ratio | 53.63 | Total | 757,312.25 |

1401
 Population 1980 **8,620**
 Population 1985 **8,464**
 S & P Rating
 Moody Rating **A**

General Tax Rate Per \$100. **2.96**
 State Equalized Tax Rate **2.34**

BOONTON TOWN – MORRIS COUNTY
Form of Government:
Town Council
Number of Members on Governing Body – 9

PER CAPITA:
 Gross Debt **264.09**
 Net Debt **228.44**
 Debt Service **7.23**
 Total Tax Levy **775.35**
 Municipal Expenditures **376.80**

PER CENT:
 Gross Debt **.94**
 Net Debt **.82**
 Tax Levy Collected **98.54**
 Tax Levy Cancelled, Abated or Adjusted **.02**

| EXPENDITURES | | REVENUES-REALIZED | | 1985 PROPERTY TAX | |
|--|--------------------------|---|-----------------------|--|--------------------------|
| GENERAL GOVERNMENT | | | | STATE EQUALIZED TAX RATE | |
| Governing Body & Public Boards | | 1985 Property Taxes Collected | 6,466,410.83 | Local District School Taxes 1.47 | 4,100,628.50 |
| Municipal Clerk | | 1985 Payments in Lieu of Taxes | 5,435.45 | Regional & Consolidated School Tax | |
| Financial Administration | 17,910.25 | Delinquent Tax & Lien Collections | 124,983.64 | School Taxes in Municipal Budget | |
| Assessment of Taxes | 13,869.30 | Business Personalty Replacement Taxes | 324,739.44 | County Taxes | .36 999,348.48 |
| Collection of Taxes | 24,932.10 | Taxes from Public Utilities | 456,065.00 | County Library Taxes | .01 39,519.10 |
| Planning, Housing & Development | 15,104.62 | Other Miscellaneous Tax Revenues | | Local Municipal Purpose Taxes | .49 1,366,446.24 |
| Human Resources | | State Aid Revenues | 88,584.80 | Veteran & Senior Citizen Taxes | 92,050.00 |
| Elections | | Federal Aid Revenues | | Total Taxes for Rate Computation | 2.33 6,597,992.32 |
| General Administration (other) | 335,879.89 | State and Local Fiscal Assistance Act Utilized | 77,010.00 | Special District Taxes | |
| JUDICIARY | | Sale of Acquired Property | | Bank Corp. Taxes | 17,871.26 |
| Municipal Courts | 47,207.80 | Other Miscellaneous Revenues | 556,901.54 | Added and Omitted Taxes | 38,767.08 |
| PUBLIC SAFETY | | Total | 8,100,130.70 | Total Taxes Levied - ABSTRACT | 6,562,580.66 |
| Fire Protection | 61,084.75 | Prior Years Surplus Appropriated | 503,000.00 | Total Taxes Billed | 6,562,281.72 |
| Police Protection | 764,599.50 | REVENUES | 8,603,130.70 | 1985 TAXES COLLECTED | 6,466,410.83 |
| Civil Defense & Disaster Control | 2,800.00 | Reserve For Uncollected Taxes | 401,287.12 | 1985 Taxes Cancelled, Abated or Adjusted | 1,616.16 |
| Environmental Inspection & Control | 19,557.75 | CAPITAL OUTLAY | 728,890.22 | Transfer to Tax Title Liens or Foreclosed | 2,918.56 |
| Other Public Safety | | Total | | Balance Outstanding Dec. 31, 1985 | 91,336.17 |
| PUBLIC WORKS | | Public Enterprises | 332,800.60 | PRIOR YEARS TAXES OUTSTANDING | |
| Streets and Drainage | 418,379.36 | Recreation—Culture | 111,252.66 | Balance January 1, 1985 | 125,133.64 |
| Sewers and Sewage Processing | 168,650.00 | Public Works | 102,738.00 | Collected in 1985 | 124,983.64 |
| Garbage and Trash Disposal | 236,086.00 | Buildings and Grounds | 182,098.96 | Cancelled, Abated or Adjusted 1985 | 150.00 |
| Public Buildings and Grounds | 68,614.48 | Library and Education | | Transfers to Tax Title Liens or Foreclosed | |
| Other Public Works | | Conservation | | Balance December 31, 1985 | |
| HEALTH and WELFARE | | All Other | | TAX TITLE LIENS OUTSTANDING | |
| Health Services Except Environmental | 108,463.38 | CAPITAL DEBT AUTHORIZED, DECEMBER 31, 1985 | | Balance January 1, 1985 | 19,977.70 |
| Welfare-Public Assistance | 13,368.12 | ISSUED AND UNISSUED | | Transfer From Taxes | 25,629.37 |
| Hospitals, Clinics, First Aid | | School | 252,000 | Redeemed in 1985 | |
| Animal, Insect, & Rodent Control | | Self-liquidating | 1,438,500 | Cancelled, Abated or Adjusted (1985) | |
| Other Welfare Services | | Other | 544,750 | Transfers to Foreclosed Property | |
| RECREATION and CONSERVATION | | Total | 2,235,250 | Balance December 31, 1985 | 45,607.07 |
| Beaches and Boardwalks | 2,500.00 | ISSUED AND OUTSTANDING | | PROPERTY ACQUIRED BY DEED OR | |
| Parks, Playgrounds, Shade Trees | | School | 252,000.00 | FORECLOSURE | |
| Land Reclamation & Conservation | 41,655.00 | Self-Liquidating | 1,438,000.00 | Balance January 1, 1985 | 75,889.19 |
| Other Recreational Services | | Other | 541,500.00 | Transfers From Taxes or Liens | 22,710.81 |
| EDUCATION (excluding schools) | | Total | 2,231,500.00 | Sale for Cash (1985) | |
| Libraries | 12,000.00 | EQUALIZED VALUATION BASIS | | Cancelled, Abated or Adjusted (1985) | |
| Other Educational Services | | FOR NET DEBT COMPUTATION | 237,193,453 | Balance December 31, 1985 | 98,600.00 |
| STATUTORY EXPENDITURES | | REAL PROPERTY VALUATIONS | | CURRENT FINANCES DECEMBER 31, 1985 | |
| Pensions & F. I. C. A. | 201,078.45 | Code Class # of Parcels % VAL'N | | ASSETS | |
| Employee Fringe Benefits | 88,000.00 | 1 Vacant Land 126 2.67 | 5,672,400.00 | Cash Dec. 31, 1985 | 949,153.64 |
| Other Statutory Expenditures | | 2 Residential 2064 75.64 | 160,769,700.00 | Taxes Receivable | 91,336.17 |
| CETA And Other Public Employment Programs | | 3 Farm 2 .03 | 74,500.00 | Tax Title Liens | 45,607.07 |
| MUNICIPAL FUNCTIONS | 2,661,740.75 | 4a Commercial 181 10.31 | 21,906,700.00 | Foreclosed Property | 98,600.00 |
| CAPITAL IMPROVEMENTS | *MEMO* 263,500.00 | 4b Industrial 28 9.75 | 20,729,700.00 | Emergencies & Other Deferred Charges | 28,635.07 |
| DEBT SERVICE | | 4c Apartments 13 1.60 | 3,403,900.00 | State and Federal Aid Receivable | |
| Principal Payments | 40,000.00 | Total 2414 | 212,556,900.00 | Other Receivables | 11,265.41 |
| Interest Payments | 21,219.77 | Land Area 2.42 Sq. Miles | | Total | 1,224,597.36 |
| DEFERRED CHARGES | 65,000.00 | Net Valuation Taxable-Municipal | 220,389,008 | LIABILITIES, RESERVES, AND SURPLUS | |
| SCHOOL, COUNTY, SPECIAL DISTRICT TAXES | 5,139,496.08 | Net Valuation Taxable-County | 276,291,965 | Cash Liabilities | 290,519.10 |
| RESERVE FOR UNCOLLECTED TAXES | 401,287.12 | State Equalized Valuation | 276,327,787 | Reserves for Receivables | 201,387.03 |
| EXPENDITURES | 8,328,743.72 | State Equalization Ratio | 79.18 | Surplus Dec. 31, 1985 | 732,691.23 |
| TOTAL | | | | Total | 1,224,597.36 |

1402
 Population 1980 **3,273**
 Population 1985 **3,388**
 S & P Rating
 Moody Rating

General Tax Rate Per \$100.
1.77
 State Equalized Tax Rate
1.44

BOONTON TOWNSHIP – MORRIS COUNTY
Form of Government:
Township Committee
Number of Members on Governing Body – 5

PER CAPITA:
 Gross Debt **128.39**
 Net Debt **84.71**
 Debt Service **25.08**
 Total Tax Levy **842.26**
 Municipal Expenditures **332.84**

PER CENT:
 Gross Debt **.25**
 Net Debt **.17**
 Tax Levy Collected **95.96**
 Tax Levy Cancelled, Abated or Adjusted **1.38**

| EXPENDITURES | | REVENUES-REALIZED | | 1985 PROPERTY TAX | |
|---|---------------------|--|-----------------------|--|---------------------|
| GENERAL GOVERNMENT | | | | STATE EQUALIZED TAX RATE | |
| Governing Body & Public Boards | | 1985 Property Taxes Collected | 2,738,203.81 | Local District School Taxes | .83 |
| Municipal Clerk | | 1985 Payments in Lieu of Taxes | | Regional & Consolidated School Tax | |
| Financial Administration | 14,750.00 | Delinquent Tax & Lien Collections | 93,125.31 | School Taxes in Municipal Budget | |
| Assessment of Taxes | 59,440.00 | Business Personalty Replacement Taxes | 45,277.40 | County Taxes | .33 |
| Collection of Taxes | 19,776.64 | Taxes from Public Utilities | 164,203.00 | County Library Taxes | .01 |
| Planning, Housing & Development | 33,700.00 | Other Miscellaneous Tax Revenues | | Local Municipal Purpose Taxes | .25 |
| Human Resources | | State Aid Revenues | 23,439.62 | Veteran & Senior Citizen Taxes | |
| Elections | | Federal Aid Revenues | | Total Taxes for Rate Computation | 1.42 |
| General Administration (other) | 100,100.00 | State and Local Fiscal Assistance Act Utilized | 13,238.49 | Special District Taxes | |
| JUDICIARY* | | Sale of Acquired Property | | Bank Corp. Taxes | 9,065.36 |
| Municipal Courts | 12,425.00 | Other Miscellaneous Revenues | 248,339.71 | Added and Omitted Taxes | 29,284.49 |
| PUBLIC SAFETY | | Total | 3,325,827.34 | Total Taxes Levied - ABSTRACT | 2,853,586.52 |
| Fire Protection | 23,200.00 | Prior Years Surplus Appropriated | 205,902.00 | Total Taxes Billed | 2,853,482.86 |
| Police Protection | 263,267.73 | REVENUES | 3,531,729.34 | 1985 TAXES COLLECTED | 2,738,203.81 |
| Civil Defense & Disaster Control | 800.00 | Reserve For Uncollected Taxes | 167,807.51 | 1985 Taxes Cancelled, Abated or Adjusted | 39,378.96 |
| Environmental Inspection & Control | 25,550.00 | | | Transfer to Tax Title Liens or Foreclosed | 968.19 |
| Other Public Safety | | CAPITAL OUTLAY | 2,420.50 | Balance Outstanding Dec. 31, 1985 | 74,931.90 |
| PUBLIC WORKS | | TOTAL | | PRIOR YEARS TAXES OUTSTANDING | |
| Streets and Drainage | 170,723.49 | Public Enterprises | | Balance January 1, 1985 | 86,154.13 |
| Sewers and Sewage Processing | | Recreation—Culture | | Collected in 1985 | 85,825.54 |
| Garbage and Trash Disposal | 5,382.41 | Public Works | | Cancelled, Abated or Adjusted 1985 | |
| Public Buildings and Grounds | 47,460.00 | Buildings and Grounds | 2,420.50 | Transfers to Tax Title Liens or Foreclosed | |
| Other Public Works | | Library and Education | | Balance December 31, 1985 | 328.59 |
| HEALTH and WELFARE | | Conservation | | TAX TITLE LIENS OUTSTANDING | |
| Health Services Except Environmental | 17,300.00 | All Other | | Balance January 1, 1985 | 31,515.85 |
| Welfare-Public Assistance | 950.00 | | | Transfer From Taxes | 968.19 |
| Hospitals, Clinics, First Aid | | CAPITAL DEBT AUTHORIZED, DECEMBER 31, 1985 | | Redeemed in 1985 | 7,299.77 |
| Animal, Insect, & Rodent Control | | ISSUED AND UNISSUED | | Cancelled, Abated or Adjusted (1985) | |
| Other Welfare Services | | School | 148,000 | Transfers to Foreclosed Property | 3,758.32 |
| RECREATION and CONSERVATION | | Self-liquidating | | Balance December 31, 1985 | 21,425.95 |
| Beaches and Boardwalks | | Other | 287,000 | PROPERTY ACQUIRED BY DEED OR | |
| Parks, Playgrounds, Shade Trees | | Total | 435,000 | FORECLOSURE | |
| Land Reclamation & Conservation | 200.00 | ISSUED AND OUTSTANDING | | Balance January 1, 1985 | 116,771.68 |
| Other Recreational Services | 4,750.00 | School | 148,000.00 | Transfers From Taxes or Liens | 3,758.32 |
| EDUCATION (excluding schools) | | Self-Liquidating | | Sale for Cash (1985) | |
| Libraries | | Other | 285,000.00 | Cancelled, Abated or Adjusted (1985) | |
| Other Educational Services | | Total | 433,000.00 | Balance December 31, 1985 | 120,530.00 |
| STATUTORY EXPENDITURES | | EQUALIZED VALUATION BASIS | | CURRENT FINANCES DECEMBER 31, 1985 | |
| Pensions & F. I. C. A. | 47,988.36 | FOR NET DEBT COMPUTATION | 171,514,085 | ASSETS | |
| Employee Fringe Benefits | 18,465.00 | REAL PROPERTY VALUATIONS | | Cash Dec. 31, 1985 | 762,657.96 |
| Other Statutory Expenditures | 845.00 | Code Class # of Parcels % VAL'N | | Taxes Receivable | 75,260.49 |
| CETA And Other Public Employment Programs | | 1 Vacant Land 205 5.09 | 8,087,000.00 | Tax Title Liens | 21,425.95 |
| MUNICIPAL FUNCTIONS | | 2 Residential 1165 83.91 | 133,241,400.00 | Foreclosed Property | 120,530.00 |
| CAPITAL IMPROVEMENTS | 33,000.00 | 3 Farm 47 2.02 | 3,206,450.00 | Emergencies & Other Deferred Charges | 7,490.00 |
| DEBT SERVICE | | 4a Commercial 8 2.06 | 3,271,100.00 | State and Federal Aid Receivable | 142.98 |
| Principal Payments | 80,000.00 | 4b Industrial 7 6.85 | 10,876,800.00 | Other Receivables | 1,560.44 |
| Interest Payments | 4,986.11 | 4c Apartments 1 .07 | 107,800.00 | Total | 989,067.82 |
| DEFERRED CHARGES | 7,809.99 | Total 1433 | 158,790,550.00 | LIABILITIES, RESERVES, AND SURPLUS | |
| SCHOOL, COUNTY, SPECIAL DISTRICT TAXES | 2,315,815.74 | Land Area 8.20 Sq. Miles | | Cash Liabilities | 154,798.81 |
| RESERVE FOR UNCOLLECTED TAXES | 167,807.51 | Net Valuation Taxable-Municipal | 159,559,227 | Reserves for Receivables | 218,776.88 |
| EXPENDITURES | 3,443,492.98 | Net Valuation Taxable-County | 180,598,694 | Surplus Dec. 31, 1985 | 615,492.13 |
| TOTAL | | State Equalized Valuation | 196,419,921 | Total | 989,067.82 |
| | | State Equalization Ratio | 81.16 | | |

0303
 Population 1980 **4,441**
 Population 1985 **4,345**
 S & P Rating
 Moody Rating **BAA1**

General Tax Rate Per \$100.

State Equalized Tax Rate

3.53

2.47

BORDENTOWN CITY – BURLINGTON CO.

Form of Government:

Commission (1911)

Number of Members on Governing Body – 3

PER CAPITA:

Gross Debt **1,738.71**

Net Debt **165.29**

Debt Service **12.58**

Total Tax Levy **487.35**

Municipal Expenditures **301.04**

PER CENT:

Gross Debt **10.03**

Net Debt **.95**

Tax Levy Collected **95.82**

Tax Levy Cancelled, Abated

or Adjusted

| EXPENDITURES | | REVENUES-REALIZED | | 1985 PROPERTY TAX | |
|---|---------------------|--|---------------------|--|---------------------|
| GENERAL GOVERNMENT | | | | STATE EQUALIZED TAX RATE | |
| Governing Body & Public Boards | | 1985 Property Taxes Collected | 2,017,084.70 | Local District School Taxes | |
| Municipal Clerk | | 1985 Payments in Lieu of Taxes | | Regional & Consolidated School Tax | 1.43 |
| Financial Administration | | Delinquent Tax & Lien Collections | 66,094.35 | School Taxes in Municipal Budget | |
| Assessment of Taxes | 4,400.37 | Business Personalty Replacement Taxes | 77,708.52 | County Taxes | .58 |
| Collection of Taxes | 18,128.19 | Taxes from Public Utilities | 276,601.00 | County Library Taxes | .03 |
| Planning, Housing & Development | 10,176.85 | Other Miscellaneous Tax Revenues | | Local Municipal Purpose Taxes | .42 |
| Human Resources | | State Aid Revenues | 53,998.11 | Veteran & Senior Citizen Taxes | |
| Elections | 5,078.08 | Federal Aid Revenues | | Total Taxes for Rate Computation | 2.46 |
| General Administration (other) | 159,528.46 | State and Local Fiscal Assistance Act Utilized | 23,695.00 | Special District Taxes | |
| JUDICIARY | | Sale of Acquired Property | | Bank Corp. Taxes | 12,521.80 |
| Municipal Courts | 24,811.34 | Other Miscellaneous Revenues | 391,752.02 | Added and Omitted Taxes | 7,657.15 |
| PUBLIC SAFETY | | Total | 2,906,933.70 | Total Taxes Levied - ABSTRACT | 2,117,523.16 |
| Fire Protection | 18,100.00 | Prior Years Surplus Appropriated | 238,100.00 | Total Taxes Billed | 2,105,033.12 |
| Police Protection | 357,210.00 | REVENUES TOTAL | 3,145,033.70 | 1985 TAXES COLLECTED | 2,017,084.70 |
| Civil Defense & Disaster Control | | Reserve For Uncollected Taxes | 102,128.67 | 1985 Taxes Cancelled, Abated or Adjusted | |
| Environmental Inspection & Control | 36,150.00 | CAPITAL OUTLAY TOTAL | 257,730.40 | Transfer to Tax Title Liens or Foreclosed | |
| Other Public Safety | | Public Enterprises | 236,456.49 | Balance Outstanding Dec. 31, 1985 | 87,948.42 |
| PUBLIC WORKS | | Recreation—Culture | | PRIOR YEARS TAXES OUTSTANDING | |
| Streets and Drainage | 76,374.24 | Public Works | 6,628.99 | Balance January 1, 1985 | 57,267.12 |
| Sewers and Sewage Processing | 115,368.86 | Buildings and Grounds | 14,644.92 | Collected in 1985 | 56,817.81 |
| Garbage and Trash Disposal | 143,496.41 | Library and Education | | Cancelled, Abated or Adjusted 1985 | |
| Public Buildings and Grounds | | Conservation | | Transfers to Tax Title Liens or Foreclosed | |
| Other Public Works | | All Other | | Balance December 31, 1985 | 449.31 |
| HEALTH and WELFARE | | | | TAX TITLE LIENS OUTSTANDING | |
| Health Services Except Environmental | | | | Balance January 1, 1985 | 35,668.00 |
| Welfare-Public Assistance | 4,650.00 | | | Transfer From Taxes | |
| Hospitals, Clinics, First Aid | | | | Redeemed in 1985 | 9,276.54 |
| Animal, Insect, & Rodent Control | | | | Cancelled, Abated or Adjusted (1985) | |
| Other Welfare Services | | | | Transfers to Foreclosed Property | |
| RECREATION and CONSERVATION | | | | Balance December 31, 1985 | 26,391.46 |
| Beaches and Boardwalks | | | | PROPERTY ACQUIRED BY DEED OR | |
| Parks, Playgrounds, Shade Trees | 32,550.00 | | | FORECLOSURE | |
| Land Reclamation & Conservation | | | | Balance January 1, 1985 | 10,150.00 |
| Other Recreational Services | | | | Transfers From Taxes or Liens | |
| EDUCATION (excluding schools) | | | | Sale for Cash (1985) | |
| Libraries | 5,000.00 | | | Cancelled, Abated or Adjusted (1985) | |
| Other Educational Services | | | | Balance December 31, 1985 | 10,150.00 |
| STATUTORY EXPENDITURES | | | | CURRENT FINANCES DECEMBER 31, 1985 | |
| Pensions & F. I. C. A. | 94,725.21 | | | ASSETS | |
| Employee Fringe Benefits | 26,000.00 | | | Cash Dec. 31, 1985 | 1,000,130.00 |
| Other Statutory Expenditures | | | | Taxes Receivable | 88,397.73 |
| CETA And Other Public Employment Programs | | | | Tax Title Liens | 26,391.46 |
| MUNICIPAL FUNCTIONS TOTAL | 1,131,748.01 | | | Foreclosed Property | 10,150.00 |
| CAPITAL IMPROVEMENTS *MEMO* | 15,000.00 | | | Emergencies & Other Deferred Charges | 22,768.27 |
| DEBT SERVICE | | | | State and Federal Aid Receivable | |
| Principal Payments | 47,500.00 | | | Other Receivables | 441,324.95 |
| Interest Payments | 7,143.15 | | | Total | 1,589,162.41 |
| DEFERRED CHARGES | 19,480.17 | | | LIABILITIES, RESERVES, AND SURPLUS | |
| SCHOOL, COUNTY, SPECIAL DISTRICT TAXES | 1,740,444.21 | | | Cash Liabilities | 339,407.60 |
| RESERVE FOR UNCOLLECTED TAXES | 102,128.67 | | | Reserves for Receivables | 566,264.14 |
| EXPENDITURES TOTAL | 3,048,444.21 | | | Surplus Dec. 31, 1985 | 683,490.67 |
| | | | | Total | 1,589,162.41 |

0304
Population 1980 7,170
Population 1985 7,144
S & P Rating
Moody Rating A

General Tax Rate Per \$100. 2.67
State Equalized Tax Rate 2.62

BORDENTOWN TWP. - BURLINGTON CO.
Form of Government:
Township Committee
Number of Members on Governing Body - 5

PER CAPITA:
Gross Debt 1,125.94
Net Debt 398.67
Debt Service 66.79
Total Tax Levy 837.40
Municipal Expenditures 368.86
PER CENT:
Gross Debt 4.09
Net Debt 1.45
Tax Levy Collected 95.94
Tax Levy Cancelled, Abated or Adjusted 1.33

| EXPENDITURES | | REVENUES-REALIZED | | 1985 PROPERTY TAX | |
|---|--------------|--|----------------|--|------------------|
| GENERAL GOVERNMENT | | | | STATE EQUALIZED TAX RATE → | |
| Governing Body & Public Boards | | 1985 Property Taxes Collected | 5,704,664.45 | Local District School Taxes | |
| Municipal Clerk | | 1985 Payments in Lieu of Taxes | | Regional & Consolidated School Tax 1.50 | 3,253,466.55 |
| Financial Administration | 26,725.00 | Delinquent Tax & Lien Collections | 132,890.52 | School Taxes in Municipal Budget | |
| Assessment of Taxes | 29,355.00 | Business Personalty Replacement Taxes | 125,572.48 | County Taxes | .57 1,242,429.77 |
| Collection of Taxes | 35,525.00 | Taxes from Public Utilities | 571,302.00 | County Library Taxes | .03 69,545.63 |
| Planning, Housing & Development | 33,775.00 | Other Miscellaneous Tax Revenues | | Local Municipal Purpose Taxes | .51 1,108,000.00 |
| Human Resources | | State Aid Revenues | 144,642.87 | Veteran & Senior Citizen Taxes | 73,450.00 |
| Elections | 2,500.00 | Federal Aid Revenues | | Total Taxes for Rate Computation 2.61 | 5,746,891.95 |
| General Administration (other) | 326,768.00 | State and Local Fiscal Assistance Act Utilized | 55,768.56 | Special District Taxes | 238,897.28 |
| JUDICIARY | | Sale of Acquired Property | | Bank Corp. Taxes | 19,286.36 |
| Municipal Courts | 72,870.00 | Other Miscellaneous Revenues | 551,239.92 | Added and Omitted Taxes | 50,762.33 |
| PUBLIC SAFETY | | Total | 7,286,080.80 | Total Taxes Levied - ABSTRACT | 5,982,387.92 |
| Fire Protection | 1,500.00 | Prior Years Surplus Appropriated | 185,500.00 | Total Taxes Billed | 5,945,836.64 |
| Police Protection | 519,913.00 | REVENUES TOTAL | 7,471,580.80 | 1985 TAXES COLLECTED | 5,704,664.45 |
| Civil Defense & Disaster Control | 1,000.00 | Reserve For Uncollected Taxes | 283,272.00 | 1985 Taxes Cancelled, Abated or Adjusted | 79,274.97 |
| Environmental Inspection & Control | | CAPITAL OUTLAY TOTAL | 92,041.50 | Transfer to Tax Title Liens or Foreclosed | 4,693.90 |
| Other Public Safety | | Public Enterprises | 9,587.99 | Balance Outstanding Dec. 31, 1985 | 157,203.32 |
| PUBLIC WORKS | | Recreation—Culture | 6,295.03 | PRIOR YEARS TAXES OUTSTANDING | |
| Streets and Drainage | 234,750.00 | Public Works | 26,238.60 | Balance January 1, 1985 | 136,320.48 |
| Sewers and Sewage Processing | 166,825.00 | Buildings and Grounds | 49,919.88 | Collected in 1985 | 129,183.53 |
| Garbage and Trash Disposal | 112,375.00 | Library and Education | | Cancelled, Abated or Adjusted 1985 | |
| Public Buildings and Grounds | | Conservation | | Transfers to Tax Title Liens or Foreclosed | 4,756.83 |
| Other Public Works | | All Other | | Balance December 31, 1985 | 2,380.12 |
| HEALTH and WELFARE | | CAPITAL DEBT AUTHORIZED, DECEMBER 31, 1985 | | TAX TITLE LIENS OUTSTANDING | |
| Health Services Except Environmental | 1,500.00 | ISSUED AND UNISSUED | | Balance January 1, 1985 | 10,127.88 |
| Welfare-Public Assistance | 1,903.00 | School | 2,496,723 | Transfer From Taxes | 9,450.73 |
| Hospitals, Clinics, First Aid | | Self-liquidating | 1,306,000 | Redeemed in 1985 | 3,706.99 |
| Animal, Insect, & Rodent Control | | Other | 4,241,000 | Cancelled, Abated or Adjusted (1985) | |
| Other Welfare Services | | Total | 8,043,723 | Transfers to Foreclosed Property | |
| RECREATION and CONSERVATION | | ISSUED AND OUTSTANDING | | Balance December 31, 1985 | 15,871.62 |
| Beaches and Boardwalks | 63,500.00 | School | 2,496,723.48 | PROPERTY ACQUIRED BY DEED OR | |
| Parks, Playgrounds, Shade Trees | 2,000.00 | Self-Liquidating | 1,306,000.00 | FORECLOSURE | |
| Land Reclamation & Conservation | 2,500.00 | Other | 4,201,000.00 | Balance January 1, 1985 | 101,110.00 |
| Other Recreational Services | | Total | 8,003,723.48 | Transfers From Taxes or Liens | |
| EDUCATION (excluding schools) | | EQUALIZED VALUATION BASIS | | Sale for Cash (1985) | |
| Libraries | 5,000.00 | FOR NET DEBT COMPUTATION | 196,590,248 | Cancelled, Abated or Adjusted (1985) | |
| Other Educational Services | | REAL PROPERTY VALUATIONS | | Balance December 31, 1985 | 101,110.00 |
| STATUTORY EXPENDITURES | | Code Class # of Parcels % VAL'N | | CURRENT FINANCES DECEMBER 31, 1985 | |
| Pensions & F. I. C. A. | 135,720.00 | 1 Vacant Land 240 6.25 | 13,043,900.00 | ASSETS | |
| Employee Fringe Benefits | 57,200.00 | 2 Residential 1711 54.24 | 113,218,300.00 | Cash Dec. 31, 1985 | 574,508.31 |
| Other Statutory Expenditures | 12,524.00 | 3 Farm 83 1.28 | 2,656,700.00 | Taxes Receivable | 159,583.44 |
| CETA And Other Public Employment Programs | | 4a Commercial 147 26.16 | 54,606,300.00 | Tax Title Liens | 15,871.62 |
| MUNICIPAL FUNCTIONS TOTAL | 1,845,728.00 | 4b Industrial 16 5.66 | 11,820,500.00 | Foreclosed Property | 101,110.00 |
| CAPITAL IMPROVEMENTS *MEMO* | 18,000.00 | 4c Apartments 5 6.42 | 13,398,000.00 | Emergencies & Other Deferred Charges | 95,564.02 |
| DEBT SERVICE | | Total 2202 | 208,743,700.00 | State and Federal Aid Receivable | 9,163.91 |
| Principal Payments | 205,500.00 | Land Area 7.41 Sq. Miles | | Other Receivables | 246,578.70 |
| Interest Payments | 271,652.23 | Net Valuation Taxable-Municipal | 212,914,788 | Total | 1,202,380.00 |
| DEFERRED CHARGES | 29,000.00 | Net Valuation Taxable-County | 207,647,061 | LIABILITIES, RESERVES, AND SURPLUS | |
| SCHOOL, COUNTY, SPECIAL DISTRICT TAXES | 4,804,339.23 | State Equalized Valuation | 216,526,793 | Cash Liabilities | 376,829.26 |
| RESERVE FOR UNCOLLECTED TAXES | 283,272.00 | State Equalization Ratio 98.30 | | Reserves for Receivables | 523,143.76 |
| EXPENDITURES TOTAL | 7,439,491.46 | | | Surplus Dec. 31, 1985 | 302,406.98 |

1804
 Population 1980 **9,710**
 Population 1985 **9,331**
 S & P Rating
 Moody Rating **A**

General Tax Rate Per \$100.

4.13

State Equalized Tax Rate

2.41

BOUND BROOK BOROUGH – SOMERSET CO.

Form of Government:

Borough Council

Number of Members on Governing Body – 6

PER CAPITA:

Gross Debt **339.97**

Net Debt **306.34**

Debt Service **34.39**

Total Tax Levy **674.51**

Municipal Expenditures **365.44**

PER CENT:

Gross Debt **1.38**

Net Debt **1.24**

Tax Levy Collected **97.87**

Tax Levy Cancelled, Abated

or Adjusted **.01**

| EXPENDITURES | | REVENUES-REALIZED | | 1985 PROPERTY TAX | |
|---|---------------------|--|-----------------------|--|---------------------|
| GENERAL GOVERNMENT | | | | STATE EQUALIZED TAX RATE | |
| Governing Body & Public Boards | | 1985 Property Taxes Collected | 6,140,982.44 | Local District School Taxes 1.37 | 3,560,874.75 |
| Municipal Clerk | | 1985 Payments in Lieu of Taxes | | Regional & Consolidated School Tax | |
| Financial Administration | 32,155.00 | Delinquent Tax & Lien Collections | 139,561.74 | School Taxes in Municipal Budget | |
| Assessment of Taxes | 8,933.00 | Business Personalty Replacement Taxes | 94,516.04 | County Taxes | .47 |
| Collection of Taxes | 10,100.00 | Taxes from Public Utilities | 549,646.00 | County Library Taxes | |
| Planning, Housing & Development | 319,635.00 | Other Miscellaneous Tax Revenues | | Local Municipal Purpose Taxes | .57 |
| Human Resources | 1,000.00 | State Aid Revenues | 190,191.21 | Veteran & Senior Citizen Taxes | 103,700.00 |
| Elections | 7,200.00 | Federal Aid Revenues | 299,000.00 | Total Taxes for Rate Computation | 2.41 |
| General Administration (other) | 260,238.00 | State and Local Fiscal Assistance Act Utilized | 67,444.00 | Special District Taxes | |
| JUDICIARY | | Sale of Acquired Property | | Bank Corp. Taxes | 19,501.69 |
| Municipal Courts | 45,001.00 | Other Miscellaneous Revenues | 340,485.96 | Added and Omitted Taxes | 20,932.37 |
| PUBLIC SAFETY | | Total | 7,821,827.39 | Total Taxes Levied - ABSTRACT | 6,293,886.66 |
| Fire Protection | 87,105.00 | Prior Years Surplus Appropriated | 340,000.00 | Total Taxes Billed | 6,274,384.97 |
| Police Protection | 706,315.81 | REVENUES | 8,161,827.39 | 1985 TAXES COLLECTED | 6,140,982.44 |
| Civil Defense & Disaster Control | 620.00 | Reserve For Uncollected Taxes | 281,126.00 | 1985 Taxes Cancelled, Abated or Adjusted | 784.22 |
| Environmental Inspection & Control | 35,950.00 | CAPITAL OUTLAY | 522,896.26 | Transfer to Tax Title Liens or Foreclosed | 7,554.40 |
| Other Public Safety | | TOTAL | | Balance Outstanding Dec. 31, 1985 | 125,063.91 |
| PUBLIC WORKS | | | | PRIOR YEARS TAXES OUTSTANDING | |
| Streets and Drainage | 280,941.70 | Public Enterprises | | Balance January 1, 1985 | 137,565.37 |
| Sewers and Sewage Processing | 194,925.00 | Recreation—Culture | 110.03 | Collected in 1985 | 135,607.39 |
| Garbage and Trash Disposal | 210,724.00 | Public Works | 116,088.44 | Cancelled, Abated or Adjusted 1985 | |
| Public Buildings and Grounds | 79,730.00 | Buildings and Grounds | 391,221.07 | Transfers to Tax Title Liens or Foreclosed | |
| Other Public Works | 32,450.00 | Library and Education | 15,476.72 | Balance December 31, 1985 | 1,957.98 |
| HEALTH and WELFARE | | Conservation | | TAX TITLE LIENS OUTSTANDING | |
| Health Services Except Environmental | 33,092.00 | All Other | | Balance January 1, 1985 | 12,468.75 |
| Welfare-Public Assistance | 18,088.00 | CAPITAL DEBT AUTHORIZED, DECEMBER 31, 1985 | | Transfer From Taxes | 7,554.40 |
| Hospitals, Clinics, First Aid | | ISSUED AND UNISSUED | | Redeemed in 1985 | 3,954.35 |
| Animal, Insect, & Rodent Control | | School | 312,000 | Cancelled, Abated or Adjusted (1985) | |
| Other Welfare Services | | Self-Liquidating | | Transfers to Foreclosed Property | |
| RECREATION and CONSERVATION | | Other | 2,860,288 | Balance December 31, 1985 | 16,068.80 |
| Beaches and Boardwalks | | Total | 3,172,288 | PROPERTY ACQUIRED BY DEED OR | |
| Parks, Playgrounds, Shade Trees | 7,575.00 | ISSUED AND OUTSTANDING | | FORECLOSURE | |
| Land Reclamation & Conservation | | School | 312,000.00 | Balance January 1, 1985 | 5,909.00 |
| Other Recreational Services | 52,825.00 | Self-Liquidating | | Transfers From Taxes or Liens | |
| EDUCATION (excluding schools) | | Other | 2,850,000.00 | Sale for Cash (1985) | |
| Libraries | 140,179.00 | Total | 3,162,000.00 | Cancelled, Abated or Adjusted (1985) | |
| Other Educational Services | | EQUALIZED VALUATION BASIS | | Balance December 31, 1985 | 5,909.00 |
| STATUTORY EXPENDITURES | | FOR NET DEBT COMPUTATION | 230,162,635 | CURRENT FINANCES DECEMBER 31, 1985 | |
| Pensions & F. I. C. A. | 146,755.00 | REAL PROPERTY VALUATIONS | | ASSETS | |
| Employee Fringe Benefits | 94,500.00 | Code Class # of Parcels % VAL'N | | Cash Dec. 31, 1985 | 860,118.14 |
| Other Statutory Expenditures | | 1 Vacant Land 83 1.03 | 1,499,700.00 | Taxes Receivable | 127,021.89 |
| CETA And Other Public Employment Programs | | 2 Residential 2176 73.64 | 106,920,950.00 | Tax Title Liens | 16,068.80 |
| MUNICIPAL FUNCTIONS | 2,806,037.51 | 3 Farm | | Foreclosed Property | 5,909.00 |
| CAPITAL IMPROVEMENTS | *MEMO* | 4a Commercial 217 18.05 | 26,208,310.00 | Emergencies & Other Deferred Charges | 7,200.00 |
| DEBT SERVICE | | 4b Industrial 1 .35 | 506,900.00 | State and Federal Aid Receivable | |
| Principal Payments | 141,000.00 | 4c Apartments 40 6.92 | 10,049,400.00 | Other Receivables | 370,498.14 |
| Interest Payments | 179,938.25 | Total 2517 | 145,185,260.00 | Total | 1,386,815.97 |
| DEFERRED CHARGES | 1,800.00 | Land Area 1.60 Sq. Miles | | LIABILITIES, RESERVES, AND SURPLUS | |
| SCHOOL, COUNTY, SPECIAL DISTRICT TAXES | 4,784,375.15 | Net Valuation Taxable-Municipal | 151,686,461 | Cash Liabilities | 497,224.36 |
| RESERVE FOR UNCOLLECTED TAXES | 281,126.00 | Net Valuation Taxable-County | 243,122,783 | Reserves for Receivables | 416,993.44 |
| EXPENDITURES | 8,194,276.91 | State Equalized Valuation | 255,309,442 | Surplus Dec. 31, 1985 | 472,598.17 |
| TOTAL | | State Equalization Ratio | 58.38 | Total | 1,386,815.97 |

1307

Population 1980

4,772

Population 1985

4,882

S & P Rating

Moody Rating

General Tax Rate Per \$100.

3.41

State Equalized Tax Rate

2.66

BRADLEY BEACH BORO. – MONMOUTH CO.

Form of Government:

Commission (1911)

Number of Members on Governing Body – 3

PER CAPITA:

Gross Debt

444.46

Net Debt

428.27

Debt Service

14.25

Total Tax Levy

741.64

Municipal Expenditures

627.09

PER CENT:

Gross Debt

1.97

Net Debt

1.90

Tax Levy Collected

92.50

Tax Levy Cancelled, Abated
or Adjusted

| EXPENDITURES | | REVENUES-REALIZED | | 1985 PROPERTY TAX | |
|---|------------|--|--------------|--|------|
| GENERAL GOVERNMENT | | | | STATE EQUALIZED TAX RATE | |
| Governing Body & Public Boards | | 1985 Property Taxes Collected | 3,329,854.92 | Local District School Taxes | 1.25 |
| Municipal Clerk | | 1985 Payments in Lieu of Taxes | | Regional & Consolidated School Tax | |
| Financial Administration | 54,680.54 | Delinquent Tax & Lien Collections | 204,726.50 | School Taxes in Municipal Budget | |
| Assessment of Taxes | 14,055.94 | Business Personalty Replacement Taxes | 37,154.52 | County Taxes | .45 |
| Collection of Taxes | 19,443.43 | Taxes from Public Utilities | 271,446.00 | County Library Taxes | |
| Planning, Housing & Development | 9,254.42 | Other Miscellaneous Tax Revenues | | Local Municipal Purpose Taxes | .97 |
| Human Resources | | State Aid Revenues | 90,156.45 | Veteran & Senior Citizen Taxes | |
| Elections | | Federal Aid Revenues | | Total Taxes for Rate Computation | 2.67 |
| General Administration (other) | 438,745.18 | State and Local Fiscal Assistance Act Utilized | 89,723.00 | Special District Taxes | |
| JUDICIARY * | | Sale of Acquired Property | | Bank Corp. Taxes | |
| Municipal Courts | 28,045.50 | Other Miscellaneous Revenues | 787,701.22 | Added and Omitted Taxes | |
| PUBLIC SAFETY | | Total | 4,810,762.61 | Total Taxes Levied - ABSTRACT | |
| Fire Protection | 64,823.32 | Prior Years Surplus Appropriated | 150,000.00 | Total Taxes Billed | |
| Police Protection | 641,854.80 | REVENUES TOTAL | 4,960,762.61 | 1985 TAXES COLLECTED | |
| Civil Defense & Disaster Control | 300.00 | Reserve For Uncollected Taxes | 267,666.83 | 1985 Taxes Cancelled, Abated or Adjusted | |
| Environmental Inspection & Control | 33,195.51 | CAPITAL OUTLAY TOTAL | 462,734.15 | Transfer to Tax Title Liens or Foreclosed | |
| Other Public Safety | | | | Balance Outstanding Dec. 31, 1985 | |
| PUBLIC WORKS | | | | | |
| Streets and Drainage | 236,950.76 | Public Enterprises | 41,825.56 | PRIOR YEARS TAXES OUTSTANDING | |
| Sewers and Sewage Processing | 345,084.58 | Recreation—Culture | 31,489.81 | Balance January 1, 1985 | |
| Garbage and Trash Disposal | 41,000.00 | Public Works | 4,951.25 | Collected in 1985 | |
| Public Buildings and Grounds | 310,000.00 | Buildings and Grounds | 384,467.53 | Cancelled, Abated or Adjusted 1985 | |
| Other Public Works | | Library and Education | | Transfers to Tax Title Liens or Foreclosed | |
| HEALTH and WELFARE | | Conservation | | Balance December 31, 1985 | |
| Health Services Except Environmental | 12,714.74 | All Other | | TAX TITLE LIENS OUTSTANDING | |
| Welfare-Public Assistance | 10,000.00 | CAPITAL DEBT AUTHORIZED, DECEMBER 31, 1985 | | Balance January 1, 1985 | |
| Hospitals, Clinics, First Aid | | ISSUED AND UNISSUED | | Transfer From Taxes | |
| Animal, Insect, & Rodent Control | | School | 79,000 | Redeemed in 1985 | |
| Other Welfare Services | 8,384.29 | Self-liquidating | 382,918 | Cancelled, Abated or Adjusted (1985) | |
| RECREATION and CONSERVATION | | Other | 1,707,913 | Transfers to Foreclosed Property | |
| Beaches and Boardwalks | 184,457.68 | Total | 2,169,831 | Balance December 31, 1985 | |
| Parks, Playgrounds, Shade Trees | 4,650.00 | | | PROPERTY ACQUIRED BY DEED OR | |
| Land Reclamation & Conservation | | | | FORECLOSURE | |
| Other Recreational Services | 42,663.80 | ISSUED AND OUTSTANDING | | Balance January 1, 1985 | |
| EDUCATION (excluding schools) | | School | 79,000.00 | Transfers From Taxes or Liens | |
| Libraries | 34,895.00 | Self-Liquidating | 78,000.00 | Sole for Cash (1985) | |
| Other Educational Services | | Other | 1,115,992.76 | Cancelled, Abated or Adjusted (1985) | |
| STATUTORY EXPENDITURES | | Total | 1,272,992.76 | Balance December 31, 1985 | |
| Pensions & F. I. C. A. | 163,900.65 | EQUALIZED VALUATION BASIS | | CURRENT FINANCES DECEMBER 31, 1985 | |
| Employee Fringe Benefits | | FOR NET DEBT COMPUTATION | | ASSETS | |
| Other Statutory Expenditures | 5,500.00 | REAL PROPERTY VALUATIONS | | Cash Dec. 31, 1985 | |
| CETA And Other Public Employment Programs | | Code Class # of Parcels % VAL'N | | Taxes Receivable | |
| MUNICIPAL FUNCTIONS | | 1 Vacant Land 116 1.03 | | Tax Title Liens | |
| CAPITAL IMPROVEMENTS | | 2 Residential 1569 77.78 | | Foreclosed Property | |
| DEBT SERVICE | | 3 Farm | | Emergencies & Other Deferred Charges | |
| Principal Payments | 50,500.00 | 4a Commercial 120 8.01 | | State and Federal Aid Receivable | |
| Interest Payments | 19,076.00 | 4b Industrial 5 .19 | | Other Receivables | |
| | | 4c Apartments 63 13.00 | | Total | |
| | | Total 1873 | | LIABILITIES, RESERVES, AND SURPLUS | |
| DEFERRED CHARGES | | Land Area .70 Sq. Miles | | Cash Liabilities | |
| SCHOOL, COUNTY, SPECIAL DISTRICT TAXES | | Net Valuation Taxable-Municipal | | Reserves for Receivables | |
| RESERVE FOR UNCOLLECTED TAXES | | Net Valuation Taxable-County | | Surplus Dec. 31, 1985 | |
| EXPENDITURES | | State Equalized Valuation | | Total | |
| TOTAL | | State Equalization Ratio | | | |

1805

Population 1980 **7,846**
 Population 1985 **8,410**
 S & P Rating
 Moody Rating **A**

General Tax Rate Per \$100.

State Equalized Tax Rate

3.28**1.86****BRANCHBURG TOWNSHIP – SOMERSET CO.****Form of Government:****Township Committee****Number of Members on Governing Body – 5**

PER CAPITA:

Gross Debt **492.85**
 Net Debt **275.03**
 Debt Service **1.72**
 Total Tax Levy **1,008.41**
 Municipal Expenditures **446.88**

PER CENT:

Gross Debt **1.09**
 Net Debt **.61**
 Tax Levy Collected **96.89**
 Tax Levy Cancelled, Abated or Adjusted **.25**

| EXPENDITURES | | REVENUES-REALIZED | | 1985 PROPERTY TAX | |
|---|----------------------|--|-----------------------|--|---------------------|
| GENERAL GOVERNMENT | | | | STATE EQUALIZED TAX RATE 1.38 | |
| Governing Body & Public Boards | | 1985 Property Taxes Collected | 8,200,592.91 | Local District School Taxes | 5,974,384.74 |
| Municipal Clerk | | 1985 Payments in Lieu of Taxes | 16,210.15 | Regional & Consolidated School Tax | |
| Financial Administration | 46,334.00 | Delinquent Tax & Lien Collections | 498,450.12 | School Taxes in Municipal Budget | |
| Assessment of Taxes | 31,487.00 | Business Personalty Replacement Taxes | 105,477.56 | County Taxes | 1,950,037.22 |
| Collection of Taxes | 25,035.00 | Taxes from Public Utilities | 2,155,131.00 | County Library Taxes | 151,965.08 |
| Planning, Housing & Development | 116,141.00 | Other Miscellaneous Tax Revenues | | Local Municipal Purpose Taxes | |
| Human Resources | 9,317.04 | State Aid Revenues | 71,479.46 | Veteran & Senior Citizen Taxes | 48,950.00 |
| Elections | 1,850.00 | Federal Aid Revenues | | Total Taxes for Rate Computation | 8,125,337.04 |
| General Administration (other) | 480,740.00 | State and Local Fiscal Assistance Act Utilized | 36,117.62 | Special District Taxes | |
| JUDICIARY | | Sale of Acquired Property | | Bank Corp. Taxes | 18,823.68 |
| Municipal Courts | 44,836.00 | Other Miscellaneous Revenues | 645,206.34 | Added and Omitted Taxes | 385,540.08 |
| PUBLIC SAFETY | | Total | 11,728,665.16 | Total Taxes Levied - ABSTRACT | 8,480,750.80 |
| Fire Protection | 159,495.00 | Prior Years Surplus Appropriated | 1,000,000.00 | Total Taxes Billed | 8,463,450.61 |
| Police Protection | 492,152.36 | REVENUES TOTAL | 12,728,665.16 | 1985 TAXES COLLECTED | 8,200,592.91 |
| Civil Defense & Disaster Control | 150.00 | Reserve For Uncollected Taxes | 381,655.25 | 1985 Taxes Cancelled, Abated or Adjusted | 21,194.50 |
| Environmental Inspection & Control | 70,133.00 | CAPITAL OUTLAY TOTAL | 1,094,743.24 | Transfer to Tax Title Liens or Foreclosed | 3,201.28 |
| Other Public Safety | | | | Balance Outstanding Dec. 31, 1985 | 238,461.92 |
| PUBLIC WORKS | | | | PRIOR YEARS TAXES OUTSTANDING | |
| Streets and Drainage | 686,907.29 | Public Enterprises | 70.00 | Balance January 1, 1985 | 520,415.81 |
| Sewers and Sewage Processing | | Recreation—Culture | | Collected in 1985 | 491,876.59 |
| Garbage and Trash Disposal | 132,667.00 | Public Works | 11,556.51 | Cancelled, Abated or Adjusted 1985 | 13,150.39 |
| Public Buildings and Grounds | | Buildings and Grounds | 1,083,116.73 | Transfers to Tax Title Liens or Foreclosed | 1,199.44 |
| Other Public Works | | Library and Education | | Balance December 31, 1985 | 14,189.39 |
| HEALTH and WELFARE | | Conservation | | TAX TITLE LIENS OUTSTANDING | |
| Health Services Except Environmental | 28,200.00 | All Other | | Balance January 1, 1985 | 10,391.44 |
| Welfare-Public Assistance | 4,886.00 | CAPITAL DEBT AUTHORIZED, DECEMBER 31, 1985 | | Transfer From Taxes | 4,565.33 |
| Hospitals, Clinics, First Aid | 500.00 | ISSUED AND UNISSUED GROSS DEBT | | Redeemed in 1985 | 6,573.53 |
| Animal, Insect, & Rodent Control | 2,000.00 | School | 1,407,000 | Cancelled, Abated or Adjusted (1985) | |
| Other Welfare Services | | Self-liquidating | 788,000 | Transfers to Foreclosed Property | |
| RECREATION and CONSERVATION | | Other | 1,949,856 | Balance December 31, 1985 | 8,383.24 |
| Beaches and Boardwalks | | Total | 4,144,856 | PROPERTY ACQUIRED BY DEED OR | |
| Parks, Playgrounds, Shade Trees | 50,200.00 | ISSUED AND OUTSTANDING | | FORECLOSURE | |
| Land Reclamation & Conservation | 3,200.00 | School | 1,407,000.00 | Balance January 1, 1985 | |
| Other Recreationpl Services | 93,280.33 | Self-Liquidating | 468,000.00 | Transfers From Taxes or Liens | |
| EDUCATION (excluding schools) | | Other | 1,303,500.00 | Sale for Cash (1985) | |
| Libraries | | Total | 3,178,500.00 | Cancelled, Abated or Adjusted (1985) | |
| Other Educational Services | 540,100.00 | EQUALIZED VALUATION BASIS | | Balance December 31, 1985 | |
| STATUTORY EXPENDITURES | | FOR NET DEBT COMPUTATION | 379,901,773 | CURRENT FINANCES DECEMBER 31, 1985 | |
| Pensions & F. I. C. A. | 192,375.00 | REAL PROPERTY VALUATIONS | | ASSETS | |
| Employee Fringe Benefits | 72,000.00 | Code Class # of Parcels % VAL'N | | Cash Dec. 31, 1985 | 2,372,155.11 |
| Other Statutory Expenditures | | 1 Vacant Land 449 4.33 | 10,576,950.00 | Taxes Receivable | 252,651.31 |
| CETA And Other Public Employment Programs | | 2 Residential 2143 62.93 | 153,742,450.00 | Tax Title Liens | 8,383.24 |
| MUNICIPAL FUNCTIONS TOTAL | 3,283,986.02 | 3 Farm 274 4.31 | 10,538,800.00 | Foreclosed Property | |
| CAPITAL IMPROVEMENTS *MEMO* | 50,000.00 | 4a Commercial 100 8.70 | 21,248,550.00 | Emergencies & Other Deferred Charges | |
| DEBT SERVICE | | 4b Industrial 51 19.73 | 48,212,200.00 | State and Federal Aid Receivable | 417.26 |
| Principal Payments | | 4c Apartments | | Other Receivables | 7,955.77 |
| Interest Payments | 14,487.50 | Total | 244,318,950.00 | Total | 2,641,562.69 |
| DEFERRED CHARGES | 78,155.27 | Land Area 20.35 Sq. Miles | | LIABILITIES, RESERVES, AND SURPLUS | |
| SCHOOL, COUNTY, SPECIAL DISTRICT TAXES | 8,076,387.04 | Net Valuation Taxable-Municipal | 246,263,160 | Cash Liabilities | 484,182.83 |
| RESERVE FOR UNCOLLECTED TAXES | 381,655.25 | Net Valuation Taxable-County | 387,832,564 | Reserves for Receivables | 268,990.32 |
| EXPENDITURES TOTAL | 11,834,671.08 | State Equalized Valuation | 432,920,522 | Surplus Dec. 31, 1985 | 1,888,389.54 |
| | | State Equalization Ratio | 56.69 | Total | 2,641,562.69 |

1903
 Population 1980 **870**
 Population 1985 **837**
 S & P Rating
 Moody Rating

General Tax Rate Per \$100. **2.21**
 State Equalized Tax Rate **1.76**

BRANCHVILLE BOROUGH – SUSSEX CO.
Form of Government:
Borough Council
Number of Members on Governing Body – 6

PER CAPITA:
 Gross Debt **449.99**
 Net Debt **347.67**
 Debt Service
 Total Tax Levy **882.09**
 Municipal Expenditures **701.37**

PER CENT:
 Gross Debt **1.05**
 Net Debt **.81**
 Tax Levy Collected **97.87**
 Tax Levy Cancelled, Abated or Adjusted

| EXPENDITURES | | REVENUES-REALIZED | | 1985 PROPERTY TAX | |
|---|---------------------|--|----------------------|---|---------------------|
| GENERAL GOVERNMENT | | | | STATE EQUALIZED TAX RATE | |
| Governing Body & Public Boards | | 1985 Property Taxes Collected | 706,090.53 | Local District School Taxes .64 | 262,614.00 |
| Municipal Clerk | | 1985 Payments in Lieu of Taxes | | Regional & Consolidated School Tax .58 | 238,021.03 |
| Financial Administration | 10,000.00 | Delinquent Tax & Lien Collections | 11,466.13 | School Taxes in Municipal Budget | |
| Assessment of Taxes | 6,000.00 | Business Personalty Replacement Taxes | 32,684.48 | County Taxes | 205,789.52 |
| Collection of Taxes | 14,500.00 | Taxes from Public Utilities | 29,519.00 | County Library Taxes | 14,016.02 |
| Planning, Housing & Development | 8,000.00 | Other Miscellaneous Tax Revenues | 469,993.20 | Local Municipal Purpose Taxes | |
| Human Resources | | State Aid Revenues | 7,365.03 | Veteran & Senior Citizen Taxes | 12,450.00 |
| Elections | | Federal Aid Revenues | | Total Taxes for Rate Computation 1.75 | 732,890.57 |
| General Administration (other) | 63,799.40 | State and Local Fiscal Assistance Act Utilized | 11,700.00 | Special District Taxes | |
| JUDICIARY | | Sale of Acquired Property | | Bank Corp. Taxes | 16,817.67 |
| Municipal Courts | 10,450.00 | Other Miscellaneous Revenues | 92,020.65 | Added and Omitted Taxes | 1,051.96 |
| PUBLIC SAFETY | | Total | 1,360,839.02 | Total Taxes Levied - ABSTRACT | 738,310.20 |
| Fire Protection | 31,600.00 | Prior Years Surplus Appropriated | 335,000.00 | Total Taxes Billed | 721,492.53 |
| Police Protection | 13,100.00 | REVENUES TOTAL | 1,695,839.02 | 1985 TAXES COLLECTED | 706,090.53 |
| Civil Defense & Disaster Control | 300.00 | Reserve For Uncollected Taxes | 56,509.57 | 1985 Taxes Cancelled, Abated or Adjusted | |
| Environmental Inspection & Control | 3,600.00 | CAPITAL OUTLAY TOTAL | 215,151.23 | Transfer to Tax Title Liens or Foreclosed | |
| Other Public Safety | | | | Balance Outstanding Dec. 31, 1985 | 15,402.00 |
| PUBLIC WORKS | | | | PRIOR YEARS TAXES OUTSTANDING | |
| Streets and Drainage | 92,337.00 | Public Enterprises | | Balance January 1, 1985 | 11,566.13 |
| Sewers and Sewage Processing | 25,000.00 | Recreation—Culture | | Collected in 1985 | 11,466.13 |
| Garbage and Trash Disposal | 34,000.00 | Public Works | 215,151.23 | Cancelled, Abated or Adjusted 1985 | |
| Public Buildings and Grounds | 10,000.00 | Buildings and Grounds | | Transfers to Tax Title Liens or Foreclosed | |
| Other Public Works | | Library and Education | | Balance December 31, 1985 | 100.00 |
| HEALTH and WELFARE | | Conservation | | TAX TITLE LIENS OUTSTANDING | |
| Health Services Except Environmental | 11,600.00 | All Other | | Balance January 1, 1985 | |
| Welfare-Public Assistance | 3,500.00 | CAPITAL DEBT AUTHORIZED, DECEMBER 31, 1985 | | Transfer From Taxes | |
| Hospitals, Clinics, First Aid | | ISSUED AND UNISSUED GROSS DEBT NET DEBT | | Redeemed in 1985 | |
| Animal, Insect, & Rodent Control | 1,300.00 | School 66,645 | | Cancelled, Abated or Adjusted (1985) | |
| Other Welfare Services | | Self-liquidating 19,000 | | Transfers to Foreclosed Property | |
| RECREATION and CONSERVATION | | Other 291,000 | 291,000 | Balance December 31, 1985 | |
| Beaches and Boardwalks | | Total 376,645 | 291,000 | PROPERTY ACQUIRED BY DEED OR | |
| Parks, Playgrounds, Shade Trees | | | | FORECLOSURE | |
| Land Reclamation & Conservation | | ISSUED AND OUTSTANDING | | Balance January 1, 1985 | |
| Other Recreational Services | 19,000.00 | School | 66,645.33 | Transfers From Taxes or Liens | |
| EDUCATION (excluding schools) | | Self-Liquidating | | Sale for Cash (1985) | |
| Libraries | | Other | | Cancelled, Abated or Adjusted (1985) | |
| Other Educational Services | 50,000.00 | Total | 66,645.33 | Balance December 31, 1985 | |
| STATUTORY EXPENDITURES | | EQUALIZED VALUATION BASIS | | CURRENT FINANCES DECEMBER 31, 1985 | |
| Pensions & F. I. C. A. | 10,000.02 | FOR NET DEBT COMPUTATION | 35,831,446 | ASSETS | |
| Employee Fringe Benefits | | REAL PROPERTY VALUATIONS | | Cash Dec. 31, 1985 | 1,101,468.10 |
| Other Statutory Expenditures | 2,000.00 | Code Class # of Parcels % VAL'N | | Taxes Receivable | 15,502.00 |
| CETA And Other Public Employment Programs | | 1 Vacant Land 57 1.65 | 537,500.00 | Tax Title Liens | |
| MUNICIPAL FUNCTIONS TOTAL | 420,086.42 | 2 Residential 258 45.52 | 14,828,550.00 | Foreclosed Property | |
| CAPITAL IMPROVEMENTS *MEMO* | 108,000.00 | 3 Farm | | Emergencies & Other Deferred Charges | 5,450.00 |
| DEBT SERVICE | | 4a Commercial 54 51.32 | 16,719,450.00 | State and Federal Aid Receivable | |
| Principal Payments | | 4b Industrial | | Other Receivables | 4,923.41 |
| Interest Payments | | 4c Apartments 4 1.51 | 491,900.00 | Total | 1,127,343.51 |
| DEFERRED CHARGES | 110,450.00 | Total 373 | 32,577,400.00 | LIABILITIES, RESERVES, AND SURPLUS | |
| SCHOOL, COUNTY, SPECIAL DISTRICT TAXES | 720,440.57 | Land Area .56 Sq. Miles | | Cash Liabilities | 147,905.07 |
| RESERVE FOR UNCOLLECTED TAXES | 56,509.57 | Net Valuation Taxable-Municipal | 32,706,200 | Reserves for Receivables | 20,425.41 |
| EXPENDITURES TOTAL | 1,307,486.56 | Net Valuation Taxable-County | 37,184,400 | Surplus Dec. 31, 1985 | 959,013.03 |
| | | State Equalized Valuation | 40,947,494 | Total | 1,127,343.51 |
| | | State Equalization Ratio | 79.81 | | |

1506
 Population 1980 **53,629**
 Population 1985 **59,280**
 S & P Rating **A-**
 Moody Rating **AAA**

General Tax Rate Per \$100. **2.47**
 State Equalized Tax Rate **1.90**

BRICK TOWNSHIP – OCEAN COUNTY
Form of Government:
Mayor–Council Plan B (OMCL 50)
Number of Members on Governing Body – 7

PER CAPITA:
 Gross Debt **668.54**
 Net Debt **474.26**
 Debt Service **49.58**
 Total Tax Levy **662.67**
 Municipal Expenditures **272.45**

PER CENT:
 Gross Debt **2.29**
 Net Debt **1.62**
 Tax Levy Collected **95.75**
 Tax Levy Cancelled, Abated or Adjusted

| EXPENDITURES | | REVENUES-REALIZED | | 1985 PROPERTY TAX | |
|---|---------------|--|--|--|----------------|
| GENERAL GOVERNMENT | | | | STATE EQUALIZED TAX RATE 1.09 | |
| Governing Body & Public Boards | 174,483.00 | 1985 Property Taxes Collected | | Local District School Taxes | 21,250,934.10 |
| Municipal Clerk | 167,256.00 | 1985 Payments in Lieu of Taxes | | Regional & Consolidated School Tax | |
| Financial Administration | 122,193.00 | Delinquent Tax & Lien Collections | | School Taxes in Municipal Budget | |
| Assessment of Taxes | 239,854.00 | Business Personalty Replacement Taxes | | County Taxes | * 8,016,329.44 |
| Collection of Taxes | 194,642.00 | Taxes from Public Utilities | | County Library Taxes | 519,950.42 |
| Planning, Housing & Development | 74,565.00 | Other Miscellaneous Tax Revenues | | Local Municipal Purpose Taxes | 7,267,916.00 |
| Human Resources | 109,490.00 | State Aid Revenues | | Veteran & Senior Citizen Taxes | 747,850.00 |
| Elections | 25,600.00 | Federal Aid Revenues | | Total Taxes for Rate Computation | 37,802,979.96 |
| General Administration (other) | 1,141,349.00 | State and Local Fiscal Assistance Act Utilized | | Special District Taxes | 1,252,718.10 |
| JUDICIARY | | Sole of Acquired Property | | Bank Corp. Taxes | 86,878.55 |
| Municipal Courts | 154,568.00 | Other Miscellaneous Revenues | | Added and Omitted Taxes | 888,141.64 |
| PUBLIC SAFETY | | Total | | Total Taxes Levied - ABSTRACT | 39,282,868.25 |
| Fire Protection | 3,238,207.00 | Prior Years Surplus Appropriated | | Total Taxes Billed | 39,195,989.70 |
| Police Protection | 1,100.00 | REVENUES | | 1985 TAXES COLLECTED | 37,531,959.28 |
| Civil Defense & Disaster Control | 305,724.00 | Reserve For Uncollected Taxes | | 1985 Taxes Cancelled, Abated or Adjusted | |
| Environmental Inspection & Control | | CAPITAL OUTLAY | | Transfer to Tax Title Liens or Foreclosed | |
| Other Public Safety | | TOTAL | | Balance Outstanding Dec. 31, 1985 | 1,664,030.42 |
| PUBLIC WORKS | | | | PRIOR YEARS TAXES OUTSTANDING | |
| Streets and Drainage | 1,336,486.87 | Public Enterprises | | Balance January 1, 1985 | 1,626,973.28 |
| Sewers and Sewage Processing | 387,087.00 | Recreation—Culture | | Collected in 1985 | 1,614,763.02 |
| Garbage and Trash Disposal | 2,011,296.27 | Public Works | | Cancelled, Abated or Adjusted 1985 | |
| Public Buildings and Grounds | 514,992.00 | Buildings and Grounds | | Transfers to Tax Title Liens or Foreclosed | |
| Other Public Works | 145,000.00 | Library and Education | | Balance December 31, 1985 | 12,210.26 |
| HEALTH and WELFARE | | Conservation | | TAX TITLE LIENS OUTSTANDING | |
| Health Services Except Environmental | | All Other | | Balance January 1, 1985 | 478,420.27 |
| Welfare-Public Assistance | 18,000.00 | CAPITAL DEBT AUTHORIZED, DECEMBER 31, 1985 | | Transfer From Taxes | |
| Hospitals, Clinics, First Aid | | ISSUED AND UNISSUED | | Redeemed in 1985 | 330,649.23 |
| Animal, Insect, & Rodent Control | 38,000.00 | GROSS DEBT | | Cancelled, Abated or Adjusted (1985) | |
| Other Welfare Services | 30,674.00 | NET DEBT | | Transfers to Foreclosed Property | |
| RECREATION and CONSERVATION | | | | Balance December 31, 1985 | 147,771.04 |
| Beaches and Boardwalks | 46,407.00 | School | | PROPERTY ACQUIRED BY DEED OR | |
| Parks, Playgrounds, Shade Trees | 920.00 | Self-Liquidating | | FORECLOSURE | |
| Land Reclamation & Conservation | 1,510.00 | Other | | Balance January 1, 1985 | 1,128,100.00 |
| Other Recreational Services | 193,861.00 | Total | | Transfers From Taxes or Liens | |
| EDUCATION (excluding schools) | | ISSUED AND OUTSTANDING | | Sale for Cash (1985) | |
| Libraries | | School | | Cancelled, Abated or Adjusted (1985) | |
| Other Educational Services | | Self-Liquidating | | Balance December 31, 1985 | 1,128,100.00 |
| STATUTORY EXPENDITURES | | Other | | CURRENT FINANCES DECEMBER 31, 1985 | |
| Pensions & F. I. C. A. | 1,155,419.32 | Total | | ASSETS | |
| Employee Fringe Benefits | 668,133.00 | EQUALIZED VALUATION BASIS | | Cash Dec. 31, 1985 | 11,360,810.56 |
| Other Statutory Expenditures | 84,572.00 | FOR NET DEBT COMPUTATION | | Taxes Receivable | 1,676,240.68 |
| CETA And Other Public Employment Programs | | REAL PROPERTY VALUATIONS | | Tax Title Liens | 147,771.04 |
| MUNICIPAL FUNCTIONS | | Code Class # of Parcels % VAL'N | | Foreclosed Property | 1,128,100.00 |
| CAPITAL IMPROVEMENTS | *MEMO* | | | Emergencies & Other Deferred Charges | 5,814,304.06 |
| DEBT SERVICE | | | | State and Federal Aid Receivable | |
| Principal Payments | 850,000.00 | | | Other Receivables | 685,843.29 |
| Interest Payments | 2,088,866.60 | | | Total | 20,813,069.63 |
| DEFERRED CHARGES | 400,361.63 | | | LIABILITIES, RESERVES, AND SURPLUS | |
| SCHOOL, COUNTY, SPECIAL DISTRICT TAXES | 31,039,932.06 | | | Cash Liabilities | 6,569,208.00 |
| RESERVE FOR UNCOLLECTED TAXES | 230,000.00 | | | Reserves for Receivables | 9,114,120.80 |
| EXPENDITURES | 47,190,549.75 | | | Surplus Dec. 31, 1985 | 5,129,740.83 |
| | | | | Total | 20,813,069.63 |

0601
 Population 1980 **18,795**
 Population 1985 **18,848**
 S & P Rating
 Moody Rating **BAA**
 General Tax Rate Per \$100. **4.45**
 State Equalized Tax Rate **3.97**

BRIDGETON CITY – CUMBERLAND COUNTY
Form of Government:
Mayor–Council Plan A (OMCL 50)
Number of Members on Governing Body – 5

PER CAPITA:
 Gross Debt **492.66**
 Net Debt **195.46**
 Debt Service **15.26**
 Total Tax Levy **397.42**
 Municipal Expenditures **421.43**
 PER CENT:
 Gross Debt **5.27**
 Net Debt **2.09**
 Tax Levy Collected **87.66**
 Tax Levy Cancelled, Abated or Adjusted **.24**

| EXPENDITURES | | REVENUES-REALIZED | | 1985 PROPERTY TAX | |
|---|---------------|--|--|--|--------------|
| GENERAL GOVERNMENT | | | | STATE EQUALIZED TAX RATE 1.62 | |
| Governing Body & Public Boards | 61,827.00 | 1985 Property Taxes Collected 6,536,398.37 | | Local District School Taxes | 3,037,630.00 |
| Municipal Clerk | 46,059.00 | 1985 Payments in Lieu of Taxes | | Regional & Consolidated School Tax | |
| Financial Administration | 158,830.00 | Delinquent Tax & Lien Collections 721,823.17 | | School Taxes in Municipal Budget | |
| Assessment of Taxes | 36,596.00 | Business Personalty Replacement Taxes 579,480.76 | | County Taxes 1.20 * | 2,241,817.67 |
| Collection of Taxes | 96,903.00 | Taxes from Public Utilities 1,040,104.00 | | County Library Taxes | |
| Planning, Housing & Development | 151,238.00 | Other Miscellaneous Tax Revenues | | Local Municipal Purpose Taxes 1.15 | 2,155,600.00 |
| Human Resources | 786,237.00 | State Aid Revenues 2,017,797.58 | | Veteran & Senior Citizen Taxes | 211,250.00 |
| Elections | 6,154.00 | Federal Aid Revenues | | Total Taxes for Rate Computation 3.97 | 7,646,297.67 |
| General Administration (other) | 844,968.00 | State and Local Fiscal Assistance Act Utilized 221,417.09 | | Special District Taxes | |
| JUDICIARY | | Sale of Acquired Property | | Bank Corp. Taxes | 35,559.56 |
| Municipal Courts | 95,416.00 | Other Miscellaneous Revenues | | Added and Omitted Taxes | 19,996.81 |
| PUBLIC SAFETY | | Total 1,102,008.05 | | Total Taxes Levied - ABSTRACT | 7,490,604.04 |
| Fire Protection | 355,864.00 | Prior Years Surplus Appropriated 525,000.00 | | Total Taxes Billed | 7,456,114.13 |
| Police Protection | 1,197,745.72 | REVENUES TOTAL 12,744,029.02 | | 1985 TAXES COLLECTED | 6,536,398.37 |
| Civil Defense & Disaster Control | 1,250.00 | Reserve For Uncollected Taxes 1,145,117.52 | | 1985 Taxes Cancelled, Abated or Adjusted | 18,000.03 |
| Environmental Inspection & Control | 88,554.00 | CAPITAL OUTLAY TOTAL 2,067,426.58 | | Transfer to Tax Title Liens or Foreclosed | 215,463.14 |
| Other Public Safety | | | | Balance Outstanding Dec. 31, 1985 | 686,252.59 |
| PUBLIC WORKS | | | | PRIOR YEARS TAXES OUTSTANDING | |
| Streets and Drainage | 728,674.85 | Public Enterprises 681,111.04 | | Balance January 1, 1985 | 633,692.76 |
| Sewers and Sewage Processing | | Recreation—Culture 354,860.24 | | Collected in 1985 | 596,043.32 |
| Garbage and Trash Disposal | 86,998.00 | Public Works 19,781.71 | | Cancelled, Abated or Adjusted 1985 | |
| Public Buildings and Grounds | 231,950.00 | Buildings and Grounds 1,011,673.59 | | Transfers to Tax Title Liens or Foreclosed | |
| Other Public Works | | Library and Education | | Balance December 31, 1985 | 37,649.44 |
| HEALTH and WELFARE | | Conservation | | TAX TITLE LIENS OUTSTANDING | |
| Health Services Except Environmental | 374,052.00 | All Other | | Balance January 1, 1985 | 602,371.18 |
| Welfare-Public Assistance | 107,225.00 | CAPITAL DEBT AUTHORIZED, DECEMBER 31, 1985 | | Transfer From Taxes | 197,053.49 |
| Hospitals, Clinics, First Aid | | ISSUED AND UNISSUED GROSS DEBT NET DEBT | | Redeemed in 1985 | 125,779.85 |
| Animal, Insect, & Rodent Control | | School 4,727,000 | | Cancelled, Abated or Adjusted (1985) | |
| Other Welfare Services | | Self-liquidating 859,000 | | Transfers to Foreclosed Property | |
| RECREATION and CONSERVATION | | Other 3,699,579 | | Balance December 31, 1985 | 673,644.82 |
| Beaches and Boardwalks | | Total 9,285,579 | | PROPERTY ACQUIRED BY DEED OR | |
| Parks, Playgrounds, Shade Trees | 234,464.28 | ISSUED AND OUTSTANDING | | FORECLOSURE | |
| Land Reclamation & Conservation | | School 4,727,000.00 | | Balance January 1, 1985 | 1,588,450.00 |
| Other Recreational Services | 161,424.00 | Self-Liquidating 574,000.00 | | Transfers From Taxes or Liens | 18,409.65 |
| EDUCATION (excluding schools) | | Other 2,549,200.00 | | Sale for Cash (1985) | |
| Libraries | 128,113.00 | Total 7,850,200.00 | | Cancelled, Abated or Adjusted (1985) | |
| Other Educational Services | 3,000.00 | EQUALIZED VALUATION BASIS | | Balance December 31, 1985 | 1,606,859.65 |
| STATUTORY EXPENDITURES | | FOR NET DEBT COMPUTATION 176,181,179 | | CURRENT FINANCES DECEMBER 31, 1985 | |
| Pensions & F. I. C. A. | 425,582.73 | REAL PROPERTY VALUATIONS | | ASSETS | |
| Employee Fringe Benefits | | Code Class # of Parcels % VAL'N | | Cash Dec. 31, 1985 | 2,002,406.64 |
| Other Statutory Expenditures | 20,000.00 | 1 Vacant Land 1084 2.07 3,359,100.00 | | Taxes Receivable | 723,902.03 |
| CETA And Other Public Employment Programs | | 2 Residential 4571 64.78 104,886,600.00 | | Tax Title Liens | 673,644.82 |
| MUNICIPAL FUNCTIONS TOTAL | 6,429,125.58 | 3 Farm 17 .16 250,800.00 | | Foreclosed Property | 1,606,859.65 |
| CAPITAL IMPROVEMENTS *MEMO* | 20,000.00 | 4a Commercial 484 15.88 25,719,050.00 | | Emergencies & Other Deferred Charges | 58,388.00 |
| DEBT SERVICE | | 4b Industrial 56 13.48 21,830,300.00 | | State and Federal Aid Receivable | 22,143.08 |
| Principal Payments | 113,900.00 | 4c Apartments 33 3.62 5,867,800.00 | | Other Receivables | 330,220.53 |
| Interest Payments | 173,738.80 | Total 6245 161,913,650.00 | | Total | 5,417,564.75 |
| DEFERRED CHARGES | 81,320.00 | Land Area 6.50 Sq. Miles | | LIABILITIES, RESERVES, AND SURPLUS | |
| SCHOOL, COUNTY, SPECIAL DISTRICT TAXES | 5,279,447.67 | Net Valuation Taxable-Municipal 167,103,760 | | Cash Liabilities | 1,102,547.46 |
| RESERVE FOR UNCOLLECTED TAXES | 1,145,117.52 | Net Valuation Taxable-County 193,945,789 | | Reserves for Receivables | 3,085,417.73 |
| EXPENDITURES TOTAL | 13,222,649.57 | State Equalized Valuation 186,766,663 | | Surplus Dec. 31, 1985 | 1,229,599.56 |
| | | State Equalization Ratio 89.19 | | Total | 5,417,564.75 |

1806
 Population 1980 **29,175**
 Population 1985 **28,693**
 S & P Rating **AA**
 Moody Rating **AA**

General Tax Rate Per \$100. **5.70**
 State Equalized Tax Rate **2.22**

BRIDGEWATER TOWNSHIP – SOMERSET CO.
Form of Government:
Mayor–Council Plan E (OMCL 50)
Number of Members on Governing Body – 5

PER CAPITA:
 Gross Debt **1,254.02**
 Net Debt **812.40**
 Debt Service **57.50**
 Total Tax Levy **1,187.19**
 Municipal Expenditures **405.41**

PER CENT:
 Gross Debt **2.70**
 Net Debt **1.75**
 Tax Levy Collected **97.58**
 Tax Levy Cancelled, Abated or Adjusted **.01**

| EXPENDITURES | | REVENUES-REALIZED | | 1985 PROPERTY TAX | |
|---|---------------|--|--|--|---------------|
| GENERAL GOVERNMENT | | | | STATE EQUALIZED TAX RATE → | |
| Governing Body & Public Boards | 69,409.00 | | | Local District School Taxes | |
| Municipal Clerk | 86,515.00 | 1985 Property Taxes Collected | | Regional & Consolidated School Tax | 1.47 |
| Financial Administration | 95,468.00 | 1985 Payments in Lieu of Taxes | | School Taxes in Municipal Budget | |
| Assessment of Taxes | 67,392.00 | Delinquent Tax & Lien Collections | | County Taxes | .48 |
| Collection of Taxes | 87,599.00 | Business Personalty Replacement Taxes | | County Library Taxes | .04 |
| Planning, Housing & Development | 52,461.00 | Taxes from Public Utilities | | Local Municipal Purpose Taxes | .24 |
| Human Resources | 3,000.00 | Other Miscellaneous Tax Revenues | | Veteran & Senior Citizen Taxes | |
| Elections | 5,950.00 | State Aid Revenues | | Total Taxes for Rate Computation | 2.23 |
| General Administration (other) | 1,697,534.69 | Federal Aid Revenues | | Special District Taxes | |
| JUDICIARY | | State and Local Fiscal Assistance Act Utilized | | Bank Corp. Taxes | |
| Municipal Courts | 125,026.00 | Sale of Acquired Property | | Added and Omitted Taxes | |
| PUBLIC SAFETY | | Other Miscellaneous Revenues | | Total Taxes Levied - ABSTRACT | 34,064,091.03 |
| Fire Protection | 245,298.00 | Prior Years Surplus Appropriated | | Total Taxes Billed | 34,022,105.25 |
| Police Protection | 2,258,301.72 | REVENUES TOTAL | | 1985 TAXES COLLECTED | 33,199,746.10 |
| Civil Defense & Disaster Control | 3,850.00 | Reserve For Uncollected Taxes | | 1985 Taxes Cancelled, Abated or Adjusted | 2,062.59 |
| Environmental Inspection & Control | 165,681.31 | CAPITAL OUTLAY TOTAL | | Transfer to Tax Title Liens or Foreclosed | 17,392.75 |
| Other Public Safety | | | | Balance Outstanding Dec. 31, 1985 | 802,903.81 |
| PUBLIC WORKS | | | | PRIOR YEARS TAXES OUTSTANDING | |
| Streets and Drainage | 1,455,895.00 | Public Enterprises | | Balance January 1, 1985 | 840,632.41 |
| Sewers and Sewage Processing | | Recreation—Culture | | Collected in 1985 | 814,760.74 |
| Garbage and Trash Disposal | | Public Works | | Cancelled, Abated or Adjusted 1985 | 3,411.01 |
| Public Buildings and Grounds | 686,158.00 | Buildings and Grounds | | Transfers to Tax Title Liens or Foreclosed | |
| Other Public Works | | Library and Education | | Balance December 31, 1985 | 22,460.66 |
| HEALTH and WELFARE | | Conservation | | TAX TITLE LIENS OUTSTANDING | |
| Health Services Except Environmental | 95,637.00 | All Other | | Balance January 1, 1985 | 49,202.16 |
| Welfare-Public Assistance | 32,195.00 | CAPITAL DEBT AUTHORIZED, DECEMBER 31, 1985 | | Transfer From Taxes | 17,392.75 |
| Hospitals, Clinics, First Aid | 2,500.00 | ISSUED AND UNISSUED GROSS DEBT | | Redeemed in 1985 | 16,944.74 |
| Animal, Insect, & Rodent Control | 20,300.00 | SCHOOL | | Cancelled, Abated or Adjusted (1985) | |
| Other Welfare Services | | Self-liquidating | | Transfers to Foreclosed Property | |
| RECREATION and CONSERVATION | | Other | | Balance December 31, 1985 | 49,650.17 |
| Beaches and Boardwalks | | Total | | PROPERTY ACQUIRED BY DEED OR | |
| Parks, Playgrounds, Shade Trees | 445,203.00 | | | FORECLOSURE | |
| Land Reclamation & Conservation | 33,429.00 | ISSUED AND OUTSTANDING | | Balance January 1, 1985 | 360,671.00 |
| Other Recreational Services | | SCHOOL | | Transfers From Taxes or Liens | |
| EDUCATION (excluding schools) | | Self-Liquidating | | Sale for Cash (1985) | |
| Libraries | 109,273.00 | Other | | Cancelled, Abated or Adjusted (1985) | |
| Other Educational Services | | Total | | Balance December 31, 1985 | 360,671.00 |
| STATUTORY EXPENDITURES | | EQUALIZED VALUATION BASIS | | CURRENT FINANCES DECEMBER 31, 1985 | |
| Pensions & F. I. C. A. | 671,000.00 | FOR NET DEBT COMPUTATION | | ASSETS | |
| Employee Fringe Benefits | | REAL PROPERTY VALUATIONS | | Cash Dec. 31, 1985 | 9,697,850.08 |
| Other Statutory Expenditures | | Code Class # of Parcels % VAL'N | | Taxes Receivable | 825,364.47 |
| CETA And Other Public Employment Programs | | 1 Vacant Land 1316 3.61 | | Tax Title Liens | 49,650.17 |
| MUNICIPAL FUNCTIONS TOTAL | 8,515,075.72 | 2 Residential 8648 63.70 | | Foreclosed Property | 360,671.00 |
| CAPITAL IMPROVEMENTS *MEMO* | 128,335.00 | 3 Farm 114 .58 | | Emergencies & Other Deferred Charges | 162,000.00 |
| DEBT SERVICE | | 4a Commercial 221 11.12 | | State and Federal Aid Receivable | 6,700.63 |
| Principal Payments | 735,000.00 | 4b Industrial 56 20.31 | | Other Receivables | 111,153.35 |
| Interest Payments | 914,926.18 | 4c Apartments 33 .69 | | Total | 11,213,389.70 |
| DEFERRED CHARGES | 277,310.47 | Total 10388 | | LIABILITIES, RESERVES, AND SURPLUS | |
| SCHOOL, COUNTY, SPECIAL DISTRICT TAXES | 30,188,540.33 | Land Area 32.30 Sq. Miles | | Cash Liabilities | 7,701,410.78 |
| RESERVE FOR UNCOLLECTED TAXES | 1,190,000.00 | Net Valuation Taxable-Municipal | | Reserves for Receivables | 1,346,838.99 |
| EXPENDITURES TOTAL | 41,820,852.70 | Net Valuation Taxable-County | | Surplus Dec. 31, 1985 | 2,165,139.93 |
| | | State Equalized Valuation | | Total | 11,213,389.70 |
| | | State Equalization Ratio | | | |

1308
 Population 1980 **4,068**
 Population 1985 **4,437**
 S & P Rating
 Moody Rating **A**

General Tax Rate Per \$100. **1.91**
 State Equalized Tax Rate **1.83**

BRIELLE BOROUGH - MONMOUTH COUNTY
Form of Government:
Borough Council
Number of Members on Governing Body - 6

PER CAPITA:
 Gross Debt **937.34**
 Net Debt **250.45**
 Debt Service **45.88**
 Total Tax Levy **1,012.40**
 Municipal Expenditures **516.59**

PER CENT:
 Gross Debt **1.94**
 Net Debt **.52**
 Tax Levy Collected **96.47**
 Tax Levy Cancelled, Abated or Adjusted

| EXPENDITURES | | REVENUES-REALIZED | | 1985 PROPERTY TAX | |
|---|---------------------|--|-----------------------|--|---------------------|
| GENERAL GOVERNMENT | | | | STATE EQUALIZED TAX RATE | |
| Governing Body & Public Boards | | 1985 Property Taxes Collected | 4,322,057.75 | Local District School Taxes | .76 |
| Municipal Clerk | | 1985 Payments in Lieu of Taxes | | Regional & Consolidated School Tax | |
| Financial Administration | 13,000.00 | Delinquent Tax & Lien Collections | 156,296.60 | School Taxes in Municipal Budget | |
| Assessment of Taxes | 13,800.00 | Business Personalty Replacement Taxes | 35,274.52 | County Taxes | .48 |
| Collection of Taxes | 21,954.81 | Taxes from Public Utilities | 236,039.00 | County Library Taxes | .02 |
| Planning, Housing & Development | 21,800.00 | Other Miscellaneous Tax Revenues | | Local Municipal Purpose Taxes | .58 |
| Human Resources | | State Aid Revenues | 38,829.75 | Veteran & Senior Citizen Taxes | |
| Elections | | Federal Aid Revenues | | Total Taxes for Rate Computation | 1.84 |
| General Administration (other) | 212,297.85 | State and Local Fiscal Assistance Act Utilized | 27,212.45 | Special District Taxes | |
| JUDICIARY | | Sale of Acquired Property | | Bank Corp. Taxes | 11,668.23 |
| Municipal Courts | 30,450.00 | Other Miscellaneous Revenues | 260,032.62 | Added and Omitted Taxes | 19,318.76 |
| PUBLIC SAFETY | | Total | 5,075,742.69 | Total Taxes Levied - ABSTRACT | 4,492,008.82 |
| Fire Protection | 33,060.00 | Prior Years Surplus Appropriated | 480,000.00 | Total Taxes Billed | 4,480,340.59 |
| Police Protection | 644,278.77 | REVENUES TOTAL | 5,555,742.69 | 1985 TAXES COLLECTED | 4,322,057.75 |
| Civil Defense & Disaster Control | 2,000.00 | Reserve For Uncollected Taxes | 315,174.51 | 1985 Taxes Cancelled, Abated or Adjusted | |
| Environmental Inspection & Control | 21,424.00 | CAPITAL OUTLAY TOTAL | 60,366.03 | Transfer to Tax Title Liens or Foreclosed | |
| Other Public Safety | | Public Enterprises | 40,853.00 | Balance Outstanding Dec. 31, 1985 | 158,282.84 |
| PUBLIC WORKS | | Recreation—Culture | | PRIOR YEARS TAXES OUTSTANDING | |
| Streets and Drainage | 190,888.32 | Public Works | 6,509.50 | Balance January 1, 1985 | 169,427.07 |
| Sewers and Sewage Processing | 220,000.35 | Buildings and Grounds | 13,003.53 | Collected in 1985 | 152,560.32 |
| Garbage and Trash Disposal | 38,207.00 | Library and Education | | Cancelled, Abated or Adjusted 1985 | 1,310.04 |
| Public Buildings and Grounds | | Conservation | | Transfers to Tax Title Liens or Foreclosed | 11,010.84 |
| Other Public Works | | All Other | | Balance December 31, 1985 | 4,545.87 |
| HEALTH and WELFARE | | CAPITAL DEBT AUTHORIZED, DECEMBER 31, 1985 | | TAX TITLE LIENS OUTSTANDING | |
| Health Services Except Environmental | 19,215.00 | ISSUED AND UNISSUED GROSS DEBT | | Balance January 1, 1985 | 24,938.46 |
| Welfare-Public Assistance | 4,745.00 | School | | Transfer From Taxes | 13,318.74 |
| Hospitals, Clinics, First Aid | | Self-liquidating | 3,047,739 | Redeemed in 1985 | 3,728.28 |
| Animal, Insect, & Rodent Control | 2,000.00 | Other | 1,111,236 | Cancelled, Abated or Adjusted (1985) | 1,924.78 |
| Other Welfare Services | | Total | 4,158,975 | Transfers to Foreclosed Property | |
| RECREATION and CONSERVATION | | ISSUED AND OUTSTANDING | | Balance December 31, 1985 | 32,604.14 |
| Beaches and Boardwalks | 5,500.00 | School | | PROPERTY ACQUIRED BY DEED OR | |
| Parks, Playgrounds, Shade Trees | 2,500.00 | Self-Liquidating | 3,010,549.00 | FORECLOSURE | |
| Land Reclamation & Conservation | 11,200.00 | Other | 796,000.00 | Balance January 1, 1985 | 10,100.00 |
| Other Recreational Services | | Total | 3,806,549.00 | Transfers From Taxes or Liens | |
| EDUCATION (excluding schools) | | EQUALIZED VALUATION BASIS | | Sale for Cash (1985) | |
| Libraries | 34,000.00 | FOR NET DEBT COMPUTATION | 213,838,388 | Cancelled, Abated or Adjusted (1985) | |
| Other Educational Services | 300.00 | REAL PROPERTY VALUATIONS | | Balance December 31, 1985 | 10,100.00 |
| STATUTORY EXPENDITURES | | Code Class # of Parcels % VAL'N | | CURRENT FINANCES DECEMBER 31, 1985 | |
| Pensions & F. I. C. A. | 153,263.89 | 1 Vacant Land 170 2.40 | 5,590,400.00 | ASSETS | |
| Employee Fringe Benefits | 64,000.00 | 2 Residential 1603 82.64 | 192,826,600.00 | Cash Dec. 31, 1985 | 1,752,891.40 |
| Other Statutory Expenditures | 1,000.00 | 3 Farm | | Taxes Receivable | 162,828.71 |
| CETA And Other Public Employment Programs | | 4a Commercial 87 12.00 | 28,001,600.00 | Tax Title Liens | 32,604.14 |
| MUNICIPAL FUNCTIONS TOTAL | 1,760,884.99 | 4b Industrial | | Foreclosed Property | 10,100.00 |
| CAPITAL IMPROVEMENTS *MEMO* | 5,000.00 | 4c Apartments 2 2.97 | 6,926,000.00 | Emergencies & Other Deferred Charges | 23,425.00 |
| DEBT SERVICE | | Total 1862 | 233,344,600.00 | State and Federal Aid Receivable | 764.58 |
| Principal Payments | 184,283.93 | Land Area 1.65 Sq. Miles | | Other Receivables | 2,215.90 |
| Interest Payments | 19,280.50 | Net Valuation Taxable-Municipal | 234,010,656 | Total | 1,984,829.73 |
| DEFERRED CHARGES | 12,500.00 | Net Valuation Taxable-County | 219,473,401 | LIABILITIES, RESERVES, AND SURPLUS | |
| SCHOOL, COUNTY, SPECIAL DISTRICT TAXES | 3,052,519.83 | State Equalized Valuation | 244,114,156 | Cash Liabilities | 1,148,514.43 |
| RESERVE FOR UNCOLLECTED TAXES | 315,174.51 | State Equalization Ratio | 95.85 | Reserves for Receivables | 207,748.75 |
| EXPENDITURES TOTAL | 5,344,643.76 | | | Surplus Dec. 31, 1985 | 628,566.55 |
| | | | | Total | 1,984,829.73 |

0103
Population 1980 8,318
Population 1985 9,727
S & P Rating
Moody Rating AAA

General Tax Rate Per \$100. 2.62
State Equalized Tax Rate 1.35

BRIGANTINE CITY - ATLANTIC COUNTY
Form of Government:
Commission (1911)
Number of Members on Governing Body - 3

PER CAPITA:
Gross Debt 1,479.56
Net Debt 676.47
Debt Service 71.78
Total Tax Levy 906.56
Municipal Expenditures 581.90
PER CENT:
Gross Debt 2.40
Net Debt 1.10
Tax Levy Collected 94.83
Tax Levy Cancelled, Abated or Adjusted .43

| EXPENDITURES | | REVENUES-REALIZED | | 1985 PROPERTY TAX | |
|---|---------------|--|--|---|--------------------|
| GENERAL GOVERNMENT | | | | STATE EQUALIZED TAX RATE → | |
| Governing Body & Public Boards | | | | Local District School Taxes | .35 2,225,863.50 |
| Municipal Clerk | 50,952.61 | 1985 Property Taxes Collected | | Regional & Consolidated School Tax | |
| Financial Administration | 34,500.00 | 1985 Payments in Lieu of Taxes | | School Taxes in Municipal Budget | .01 66,679.21 |
| Assessment of Taxes | 221,051.32 | Delinquent Tax & Lien Collections | | County Taxes | .46 * 2,957,907.64 |
| Collection of Taxes | 47,128.69 | Business Personalty Replacement Taxes | | County Library Taxes | .03 198,524.93 |
| Planning, Housing & Development | 7,066.15 | Taxes from Public Utilities | | Local Municipal Purpose Taxes | .49 3,135,126.64 |
| Human Resources | 11,226.22 | Other Miscellaneous Tax Revenues | | Veteran & Senior Citizen Taxes | 117,850.00 |
| Elections | 3,920.16 | State Aid Revenues | | Total Taxes for Rate Computation | 1.34 8,701,951.92 |
| General Administration (other) | 485,508.21 | Federal Aid Revenues | | Special District Taxes | |
| JUDICIARY | | State and Local Fiscal Assistance Act Utilized | | Bank Corp. Taxes | 8,566.52 |
| Municipal Courts | 48,244.20 | Sale of Acquired Property | | Added and Omitted Taxes | 225,448.22 |
| PUBLIC SAFETY | | Other Miscellaneous Revenues | | Total Taxes Levied - ABSTRACT | 8,818,116.66 |
| Fire Protection | 715,975.38 | Prior Years Surplus Appropriated | | Total Taxes Billed | 8,812,813.28 |
| Police Protection | 950,255.86 | REVENUES TOTAL | | 1985 TAXES COLLECTED | 8,357,358.19 |
| Civil Defense & Disaster Control | 4,643.34 | Reserve For Uncollected Taxes | | 1985 Taxes Cancelled, Abated or Adjusted | 37,565.39 |
| Environmental Inspection & Control | 112,328.44 | CAPITAL OUTLAY TOTAL | | Transfer to Tax Title Liens or Foreclosed | 22,868.45 |
| Other Public Safety | | | | Balance Outstanding Dec. 31, 1985 | 395,021.25 |
| PUBLIC WORKS | | | | PRIOR YEARS TAXES OUTSTANDING | |
| Streets and Drainage | 328,050.34 | Public Enterprises | | Balance January 1, 1985 | 347,818.67 |
| Sewers and Sewage Processing | | Recreation—Culture | | Collected in 1985 | 336,433.46 |
| Garbage and Trash Disposal | 313,086.96 | Public Works | | Cancelled, Abated or Adjusted 1985 | |
| Public Buildings and Grounds | 153,527.46 | Buildings and Grounds | | Transfers to Tax Title Liens or Foreclosed | 10,308.72 |
| Other Public Works | | Library and Education | | Balance December 31, 1985 | 1,076.49 |
| HEALTH and WELFARE | | Conservation | | TAX TITLE LIENS OUTSTANDING | |
| Health Services Except Environmental | | All Other | | Balance January 1, 1985 | 66,213.70 |
| Welfare-Public Assistance | 8,400.00 | CAPITAL DEBT AUTHORIZED, DECEMBER 31, 1985 | | Transfer From Taxes | 34,984.72 |
| Hospitals, Clinics, First Aid | | ISSUED AND UNISSUED GROSS DEBT NET DEBT | | Redeemed in 1985 | 74,626.65 |
| Animal, Insect, & Rodent Control | 2,887.15 | School 4,411,607 1,471,519 | | Cancelled, Abated or Adjusted (1985) | |
| Other Welfare Services | | Self-liquidating 4,871,626 5,108,465 | | Transfers to Foreclosed Property | |
| RECREATION and CONSERVATION | | Other 5,108,465 6,579,984 | | Balance December 31, 1985 | 26,571.77 |
| Beaches and Boardwalks | 212,480.54 | Total 14,391,700 | | PROPERTY ACQUIRED BY DEED OR FORECLOSURE | |
| Parks, Playgrounds, Shade Trees | 34,888.47 | ISSUED AND OUTSTANDING | | Balance January 1, 1985 | 489,068.00 |
| Land Reclamation & Conservation | | School 4,411,607.76 | | Transfers From Taxes or Liens | |
| Other Recreational Services | | Self-Liquidating 4,232,926.77 | | Sale for Cash (1985) | 169,400.00 |
| EDUCATION (excluding schools) | | Other 5,106,465.07 | | Cancelled, Abated or Adjusted (1985) | |
| Libraries | | Total 13,750,999.60 | | Balance December 31, 1985 | 319,668.00 |
| Other Educational Services | 55,000.00 | EQUALIZED VALUATION BASIS | | CURRENT FINANCES DECEMBER 31, 1985 | |
| STATUTORY EXPENDITURES | | FOR NET DEBT COMPUTATION | | ASSETS | |
| Pensions & F. I. C. A. | 406,032.05 | REAL PROPERTY VALUATIONS | | Cash Dec. 31, 1985 | 1,338,973.44 |
| Employee Fringe Benefits | 184,954.02 | Code Class # of Parcels % VAL'N ASSESSED VALUATION | | Taxes Receivable | 396,097.74 |
| Other Statutory Expenditures | 19,000.00 | 1 Vacant Land 1189 7.16 23,316,800.00 | | Tax Title Liens | 26,571.77 |
| CETA And Other Public Employment Programs | | 2 Residential 5482 85.95 279,720,600.00 | | Foreclosed Property | 319,668.00 |
| MUNICIPAL FUNCTIONS TOTAL | 4,411,107.57 | 3 Farm 20,061,900.00 | | Emergencies & Other Deferred Charges | 203,168.00 |
| CAPITAL IMPROVEMENTS *MEMO* | 10,000.00 | 4a Commercial 138 6.16 2,356,300.00 | | State and Federal Aid Receivable | |
| DEBT SERVICE | | 4b Industrial 19 .72 325,455,600.00 | | Other Receivables | 1,185.28 |
| Principal Payments | 321,018.50 | 4c Apartments 6828 | | Total | 2,285,664.23 |
| Interest Payments | 377,208.63 | Total Land Area 6.39 Sq. Miles | | LIABILITIES, RESERVES, AND SURPLUS | |
| TYPE I SCHL DEBT *MEMO | 66,679.21 | Net Valuation Taxable-Municipal | | Cash Liabilities | 474,483.07 |
| DEFERRED CHARGES | 20,000.00 | Net Valuation Taxable-County | | Reserves for Receivables | 743,522.79 |
| SCHOOL, COUNTY, SPECIAL DISTRICT TAXES | 5,448,975.28 | State Equalized Valuation | | Surplus Dec. 31, 1985 | 1,067,658.37 |
| RESERVE FOR UNCOLLECTED TAXES | 530,810.16 | State Equalization Ratio | | Total | 2,285,664.23 |
| EXPENDITURES TOTAL | 11,109,120.14 | | | | |

1985/3000

* ABOVE DEBT SERVICE INCLUDES TYPE I SCHOOL DEBT

*Includes County Health Service Taxes or County Vocational School Taxes. See Table 13.

0407
 Population 1980 **2,133**
 Population 1985 **2,086**
 S & P Rating
 Moody Rating

General Tax Rate Per \$100. **4.04**
 State Equalized Tax Rate **2.74**

BROOKLAWN BOROUGH - CAMDEN CO.
Form of Government:
Borough Council
Number of Members on Governing Body - 6

PER CAPITA:
 Gross Debt **684.15**
 Net Debt **90.24**
 Debt Service **14.76**
 Total Tax Levy **525.78**
 Municipal Expenditures **372.27**

PER CENT:
 Gross Debt **4.10**
 Net Debt **.54**
 Tax Levy Collected **95.27**
 Tax Levy Cancelled, Abated or Adjusted **.05**

| EXPENDITURES | | REVENUES-REALIZED | | 1985 PROPERTY TAX | |
|---|--------------|--|---------------|--|-------------------|
| GENERAL GOVERNMENT | | | | STATE EQUALIZED TAX RATE | |
| Governing Body & Public Boards | 4,125.00 | 1985 Property Taxes Collected | 1,044,858.22 | Local District School Taxes | 1.24 496,838.00 |
| Municipal Clerk | 17,425.18 | 1985 Payments in Lieu of Taxes | | Regional & Consolidated School Tax | |
| Financial Administration | 14,843.00 | Delinquent Tax & Lien Collections | 31,932.57 | School Taxes in Municipal Budget | |
| Assessment of Taxes | 5,332.40 | Business Personality Replacement Taxes | 28,528.64 | County Taxes | 1.02 408,395.61 |
| Collection of Taxes | 24,851.30 | Taxes from Public Utilities | 143,395.00 | County Library Taxes | .02 9,609.60 |
| Planning, Housing & Development | 52.00 | Other Miscellaneous Tax Revenues | | Local Municipal Purpose Taxes | .45 181,500.00 |
| Human Resources | | State Aid Revenues | 32,644.18 | Veteran & Senior Citizen Taxes | |
| Elections | 2,108.00 | Federal Aid Revenues | | Total Taxes for Rate Computation | 2.73 1,141,493.21 |
| General Administration (other) | 106,192.65 | State and Local Fiscal Assistance Act Utilized | 8,482.00 | Special District Taxes | |
| JUDICIARY | | Sale of Acquired Property | | Bank Corp. Taxes | 424.46 |
| Municipal Courts | 38,699.97 | Other Miscellaneous Revenues | | Added and Omitted Taxes | |
| PUBLIC SAFETY | | Total | 1,509,625.15 | Total Taxes Levied - ABSTRACT | 1,096,767.67 |
| Fire Protection | 6,507.33 | Prior Years Surplus Appropriated | 130,800.00 | Total Taxes Billed | 1,096,738.22 |
| Police Protection | 125,877.19 | REVENUES TOTAL | 1,640,425.15 | 1985 TAXES COLLECTED | 1,044,858.22 |
| Civil Defense & Disaster Control | 25.00 | Reserve For Uncollected Taxes | 62,414.03 | 1985 Taxes Cancelled, Abated or Adjusted | 561.00 |
| Environmental Inspection & Control | 12,825.00 | CAPITAL OUTLAY TOTAL | 579,666.07 | Transfer to Tax Title Liens or Foreclosed | 4,466.30 |
| Other Public Safety | | | | Balance Outstanding Dec. 31, 1985 | 46,852.70 |
| PUBLIC WORKS | | | | PRIOR YEARS TAXES OUTSTANDING | |
| Streets and Drainage | 58,074.87 | Public Enterprises | 543,631.93 | Balance January 1, 1985 | 39,709.57 |
| Sewers and Sewage Processing | 24,541.83 | Recreation—Culture | 4,116.35 | Collected in 1985 | 31,932.57 |
| Garbage and Trash Disposal | 78,640.00 | Public Works | | Cancelled, Abated or Adjusted 1985 | |
| Public Buildings and Grounds | 3,393.49 | Buildings and Grounds | 22,865.95 | Transfers to Tax Title Liens or Foreclosed | 808.17 |
| Other Public Works | 8,641.04 | Library and Education | | Balance December 31, 1985 | 6,968.83 |
| HEALTH and WELFARE | | Conservation | 9,051.84 | TAX TITLE LIENS OUTSTANDING | |
| Health Services Except Environmental | 1,176.00 | All Other | | Balance January 1, 1985 | 15,603.81 |
| Welfare-Public Assistance | 600.00 | CAPITAL DEBT AUTHORIZED, DECEMBER 31, 1985 | | Transfer From Taxes | 5,390.31 |
| Hospitals, Clinics, First Aid | | ISSUED AND UNISSUED GROSS DEBT | | Redeemed in 1985 | |
| Animal, Insect, & Rodent Control | | School | | Cancelled, Abated or Adjusted (1985) | |
| Other Welfare Services | | Self-liquidating | 1,249,686 | Transfers to Foreclosed Property | |
| RECREATION and CONSERVATION | | Other | 177,450 | Balance December 31, 1985 | 20,994.12 |
| Beaches and Boardwalks | | Total | 1,427,136 | PROPERTY ACQUIRED BY DEED OR | |
| Parks, Playgrounds, Shade Trees | 1,868.00 | | | FORECLOSURE | |
| Land Reclamation & Conservation | | ISSUED AND OUTSTANDING | | Balance January 1, 1985 | 94,975.00 |
| Other Recreational Services | 3,793.19 | School | | Transfers From Taxes or Liens | |
| EDUCATION (excluding schools) | | Self-Liquidating | 1,246,000.00 | Sale for Cash (1985) | |
| Libraries | | Other | 176,450.00 | Cancelled, Abated or Adjusted (1985) | |
| Other Educational Services | | Total | 1,422,450.00 | Balance December 31, 1985 | 94,975.00 |
| STATUTORY EXPENDITURES | | EQUALIZED VALUATION BASIS | | CURRENT FINANCES DECEMBER 31, 1985 | |
| Pensions & F. I. C. A. | 30,038.00 | FOR NET DEBT COMPUTATION | 34,773,626 | ASSETS | |
| Employee Fringe Benefits | 16,548.00 | REAL PROPERTY VALUATIONS | | Cash Dec. 31, 1985 | 432,099.78 |
| Other Statutory Expenditures | 500.00 | Code Class # of Parcels % VAL'N | | Taxes Receivable | 53,821.53 |
| CETA And Other Public Employment Programs | | 1 Vacant Land 54 1.45 | 387,300.00 | Tax Title Liens | 20,994.12 |
| MUNICIPAL FUNCTIONS TOTAL | 586,678.44 | 2 Residential 648 66.34 | 17,738,500.00 | Foreclosed Property | 94,975.00 |
| CAPITAL IMPROVEMENTS *MEMO* | 11,500.00 | 3 Farm | | Emergencies & Other Deferred Charges | 40,152.20 |
| DEBT SERVICE | | 4a Commercial 58 28.74 | 7,684,800.00 | State and Federal Aid Receivable | |
| Principal Payments | 21,400.00 | 4b Industrial 5 1.44 | 386,000.00 | Other Receivables | 22,000.53 |
| Interest Payments | 9,397.76 | 4c Apartments 5 2.03 | 542,200.00 | Total | 664,043.16 |
| DEFERRED CHARGES | 96,664.18 | Total 770 | 26,738,800.00 | LIABILITIES, RESERVES, AND SURPLUS | |
| SCHOOL, COUNTY, SPECIAL DISTRICT TAXES | 914,843.21 | Land Area .49 Sq. Miles | | Cash Liabilities | 298,551.03 |
| RESERVE FOR UNCOLLECTED TAXES | 62,414.03 | Net Valuation Taxable-Municipal | 27,173,892 | Reserves for Receivables | 191,791.18 |
| EXPENDITURES TOTAL | 1,691,397.62 | Net Valuation Taxable-County | 35,313,595 | Surplus Dec. 31, 1985 | 173,700.95 |
| | | State Equalized Valuation | 39,797,377 | Total | 664,043.16 |
| | | State Equalization Ratio | 67.93 | | |

0104
Population 1980 3,642
Population 1985 3,777
S & P Rating
Moody Rating

General Tax Rate Per \$100. 2.14
State Equalized Tax Rate 2.42

BUENA BOROUGH - ATLANTIC COUNTY
Form of Government:
Borough Council
Number of Members on Governing Body - 6

PER CAPITA:
Gross Debt 382.74
Net Debt 185.94
Debt Service 26.15
Total Tax Levy 535.28
Municipal Expenditures 339.55
PER CENT:
Gross Debt 1.99
Net Debt .97
Tax Levy Collected 94.61
Tax Levy Cancelled, Abated or Adjusted

| EXPENDITURES | | REVENUES-REALIZED | | 1985 PROPERTY TAX | |
|---|--------------|--|--------------------|--|--------------|
| GENERAL GOVERNMENT | | | | STATE EQUALIZED TAX RATE | |
| Governing Body & Public Boards | 22,000.00 | 1985 Property Taxes Collected | 1,812,701.15 | Local District School Taxes | |
| Municipal Clerk | 16,050.07 | 1985 Payments in Lieu of Taxes | 1,101.48 | Regional & Consolidated School Tax | 1.34 |
| Financial Administration | 24,096.17 | Delinquent Tax & Lien Collections | 215,120.08 | School Taxes in Municipal Budget | |
| Assessment of Taxes | 9,460.30 | Business Personalty Replacement Taxes | 45,562.20 | County Taxes | .47 * |
| Collection of Taxes | 12,494.62 | Taxes from Public Utilities | 304,546.00 | County Library Taxes | .03 |
| Planning, Housing & Development | 23,595.21 | Other Miscellaneous Tax Revenues | | Local Municipal Purpose Taxes | .59 |
| Human Resources | 473.91 | State Aid Revenues | 66,252.94 | Veteran & Senior Citizen Taxes | |
| Elections | | Federal Aid Revenues | | Total Taxes for Rate Computation | 2.43 |
| General Administration (other) | 108,793.83 | State and Local Fiscal Assistance Act Utilized | 14,738.00 | Special District Taxes | |
| JUDICIARY | | Sale of Acquired Property | | Bank Corp. Taxes | 15,405.98 |
| Municipal Courts | 24,430.00 | Other Miscellaneous Revenues | 186,391.27 | Added and Omitted Taxes | 5,178.99 |
| PUBLIC SAFETY | | Total | 2,646,413.12 | Total Taxes Levied - ABSTRACT | 2,021,746.04 |
| Fire Protection | 72,960.64 | Prior Years Surplus Appropriated | 119,040.70 | Total Taxes Billed | 1,915,927.64 |
| Police Protection | 2,400.00 | REVENUES TOTAL | 2,765,453.82 | 1985 TAXES COLLECTED | 1,812,701.15 |
| Civil Defense & Disaster Control | 6,679.33 | Reserve For Uncollected Taxes | 224,151.66 | 1985 Taxes Cancelled, Abated or Adjusted | |
| Environmental Inspection & Control | 51,688.80 | CAPITAL OUTLAY TOTAL | 181,409.35 | Transfer to Tax Title Liens or Foreclosed | |
| Other Public Safety | | | | Balance Outstanding Dec. 31, 1985 | 103,226.49 |
| PUBLIC WORKS | | | | PRIOR YEARS TAXES OUTSTANDING | |
| Streets and Drainage | 144,287.25 | Public Enterprises | | Balance January 1, 1985 | 143,089.19 |
| Sewers and Sewage Processing | | Recreation—Culture | 85,390.00 | Collected in 1985 | 137,921.94 |
| Garbage and Trash Disposal | 80,160.00 | Public Works | 78,985.26 | Cancelled, Abated or Adjusted 1985 | .03 |
| Public Buildings and Grounds | 23,981.64 | Buildings and Grounds | 17,034.09 | Transfers to Tax Title Liens or Foreclosed | |
| Other Public Works | 13,300.00 | Library and Education | | Balance December 31, 1985 | 5,167.22 |
| HEALTH and WELFARE | | Conservation | | TAX TITLE LIENS OUTSTANDING | |
| Health Services Except Environmental | 137,367.64 | All Other | | Balance January 1, 1985 | 105,212.28 |
| Welfare-Public Assistance | 45,106.45 | CAPITAL DEBT AUTHORIZED, DECEMBER 31, 1985 | | Transfer From Taxes | |
| Hospitals, Clinics, First Aid | | ISSUED AND UNISSUED GROSS DEBT | | Redeemed in 1985 | 77,198.14 |
| Animal, Insect, & Rodent Control | 929.85 | School | 734,383 | Cancelled, Abated or Adjusted (1985) | |
| Other Welfare Services | | Self-liquidating | | Transfers to Foreclosed Property | |
| RECREATION and CONSERVATION | | Other | 711,213 | Balance December 31, 1985 | 28,134.14 |
| Beaches and Boardwalks | | Total | 1,445,596 | PROPERTY ACQUIRED BY DEED OR | |
| Parks, Playgrounds, Shade Trees | | | | FORECLOSURE | |
| Land Reclamation & Conservation | | ISSUED AND OUTSTANDING | | Balance January 1, 1985 | 27,500.00 |
| Other Recreational Services | 10,037.24 | School | 734,383.10 | Transfers From Taxes or Liens | |
| EDUCATION (excluding schools) | | Self-Liquidating | | Sale for Cash (1985) | |
| Libraries | | Other | 711,213.00 | Cancelled, Abated or Adjusted (1985) | |
| Other Educational Services | | Total | 1,445,596.10 | Balance December 31, 1985 | 27,500.00 |
| STATUTORY EXPENDITURES | | EQUALIZED VALUATION BASIS | | CURRENT FINANCES DECEMBER 31, 1985 | |
| Pensions & F. I. C. A. | 49,988.00 | FOR NET DEBT COMPUTATION | 72,658,914 | ASSETS | |
| Employee Fringe Benefits | 47,698.38 | REAL PROPERTY VALUATIONS | | Cash Dec. 31, 1985 | 424,917.14 |
| Other Statutory Expenditures | 3,100.00 | Code Class # of Parcels % VAL'N | ASSESSED VALUATION | Taxes Receivable | 108,393.71 |
| CETA And Other Public Employment Programs | | 1 Vacant Land 303 2.12 | 1,845,100.00 | Tax Title Liens | 28,134.14 |
| MUNICIPAL FUNCTIONS TOTAL | 931,079.33 | 2 Residential 1016 61.73 | 53,720,500.00 | Foreclosed Property | 27,500.00 |
| CAPITAL IMPROVEMENTS *MEMO* | 20,000.00 | 3 Farm 266 9.52 | 8,285,900.00 | Emergencies & Other Deferred Charges | 32,536.07 |
| DEBT SERVICE | | 4a Commercial 104 14.43 | 12,557,700.00 | State and Federal Aid Receivable | 2,187.45 |
| Principal Payments | 47,359.52 | 4b Industrial 8 9.99 | 8,695,300.00 | Other Receivables | 7,851.96 |
| Interest Payments | 51,390.87 | 4c Apartments 4 2.20 | 1,917,000.00 | Total | 631,520.47 |
| DEFERRED CHARGES | 28,490.70 | Total | 87,021,500.00 | LIABILITIES, RESERVES, AND SURPLUS | |
| SCHOOL, COUNTY, SPECIAL DISTRICT TAXES | 1,539,230.59 | Land Area 7.40 Sq. Miles | | Cash Liabilities | 187,466.35 |
| RESERVE FOR UNCOLLECTED TAXES | 224,151.66 | Net Valuation Taxable-Municipal | 89,120,740 | Reserves for Receivables | 170,209.17 |
| EXPENDITURES TOTAL | 2,821,702.67 | Net Valuation Taxable-County | 78,376,964 | Surplus Dec. 31, 1985 | 273,844.95 |
| | | State Equalized Valuation | 78,913,027 | Total | 631,520.47 |
| | | State Equalization Ratio | 113.29 | | |

| | | | |
|------------------------|--------|----------------------------|-------|
| PER CAPITA: | | PER CENT: | |
| Gross Debt | 184.91 | Gross Debt | 1.01 |
| Net Debt | | Net Debt | |
| Debt Service | | Tax Levy Collected | 84.94 |
| Total Tax Levy | 392.06 | Tax Levy Cancelled, Abated | |
| Municipal Expenditures | 204.83 | or Adjusted | .33 |

| | | | | | |
|---|---------------------|--|---------------------|--|-------------------------------|
| EXPENDITURES | | REVENUES-REALIZED | | 1985 PROPERTY TAXES | |
| GENERAL GOVERNMENT | | | | STATE EQUALIZED TAX RATE → ↓ | |
| Governing Body & Public Boards | | 1985 Property Taxes Collected | 2,445,060.07 | Local District School Taxes | |
| Municipal Clerk | | 1985 Payments in Lieu of Taxes | | Regional & Consolidated School Tax | 1.38 1,922,396.81 |
| Financial Administration | 25,000.00 | Delinquent Tax & Lien Collections | 391,886.93 | School Taxes in Municipal Budget | |
| Assessment of Taxes | 23,000.00 | Business Personalty Replacement Taxes | 45,571.32 | County Taxes | * 640,240.62 |
| Collection of Taxes | 51,000.00 | Taxes from Public Utilities | 477,288.00 | County Library Taxes | .03 43,060.61 |
| Planning, Housing & Development | 12,500.00 | Other Miscellaneous Tax Revenues | | Local Municipal Purpose Taxes | .02 32,638.33 |
| Human Resources | 30,236.34 | State Aid Revenues | 138,978.96 | Veteran & Senior Citizen Taxes | 83,350.00 |
| Elections | 4,500.00 | Federal Aid Revenues | | Total Taxes for Rate Computation | 1.89 2,721,686.37 |
| General Administration (other) | 203,000.00 | State and Local Fiscal Assistance Act Utilized | 36,465.35 | Special District Taxes | 221,315.00 |
| JUDICIARY | | Sale of Acquired Property | | Bank Corp. Taxes | 6,011.94 |
| Municipal Courts | 32,000.00 | Other Miscellaneous Revenues | 455,209.16 | Addded and Omitted Taxes | 12,863.68 |
| PUBLIC SAFETY | | | 3,990,459.79 | Total Taxes Levied - ABSTRACT | 2,878,526.99 |
| Fire Protection | 25,000.00 | Prior Years Surplus Appropriated | 165,000.00 | Total Taxes Billed | 2,878,486.41 |
| Police Protection | 15,500.00 | REVENUES TOTAL | 4,155,459.79 | 1985 TAXES COLLECTED | 2,445,060.07 |
| Civil Defense & Disaster Control | 1,504.93 | Reserve For Uncollected Taxes | 483,448.52 | 1985 Taxes Cancelled, Abated or Adjusted | 9,383.62 |
| Environmental Inspection & Control | | | | Transfer to Tax Title Liens or Foreclosed | 138,508.70 |
| Other Public Safety | | CAPITAL OUTLAY TOTAL | 20,406.00 | Balance Outstanding Dec. 31, 1985 | 285,534.02 |
| PUBLIC WORKS | | | | PRIOR YEARS TAXES OUTSTANDING | |
| Streets and Drainage | 339,465.35 | Public Enterprises | | Balance January 1, 1985 | 281,065.15 |
| Sewers and Sewage Processing | | Recreation—Culture | | Collected in 1985 | 261,075.57 |
| Garbage and Trash Disposal | 82,000.00 | Public Works | | Cancelled, Abated or Adjusted 1985 | |
| Public Buildings and Grounds | 34,700.00 | Buildings and Grounds | 20,406.00 | Transfers to Tax Title Liens or Foreclosed | 19,856.38 |
| Other Public Works | | Library and Education | | Balance December 31, 1985 | 133.20 |
| HEALTH AND WELFARE | | Conservation | | TAX TITLE LIENS OUTSTANDING | |
| Health Services Except Environmental | 900.00 | All Other | | Balance January 1, 1985 | 762,191.43 |
| Welfare-Public Assistance | 14,300.00 | | | Transfer From Taxes | 163,478.25 |
| Hospitals, Clinics, First Aid | | CAPITAL DEBT AUTHORIZED, DECEMBER 31, 1985 | | Redeemed in 1985 | 130,811.36 |
| Animal, Insect, & Rodent Control | 9,000.00 | ISSUED AND UNISSUED GROSS DEBT NET DEBT | | Cancelled, Abated or Adjusted (1985) | |
| Other Welfare Services | | School Self-liquidating Other Total 1,357,616 | | Transfers to Foreclosed Property | 93,462.37 |
| RECREATION and CONSERVATION | | | | Balance December 31, 1985 | 701,395.95 |
| Beaches and Boardwalks | | | | PROPERTY ACQUIRED BY DEED OR FORECLOSURE | |
| Parks, Playgrounds, Shade Trees | 37,300.00 | | | Balance January 1, 1985 | 813,164.87 |
| Land Reclamation & Conservation | 30,000.00 | | | Transfers From Taxes or Liens | 93,462.37 |
| Other Recreational Services | | | | Sale for Cash (1985) | |
| EDUCATION (excluding schools) | | | | Cancelled, Abated or Adjusted (1985) | |
| Libraries | | | | Balance December 31, 1985 | 906,627.24 |
| Other Educational Services | | | | CURRENT FINANCES DECEMBER 31, 1985 ASSETS | |
| STATUTORY EXPENDITURES | | | | | |
| Pensions & F. I. C. A. | 45,500.00 | | | Cash Dec. 31, 1985 | 813,409.27 |
| Employee Fringe Benefits | | | | Taxes Receivable | 285,667.22 |
| Other Statutory Expenditures | 4,000.00 | | | Tax Title Liens | 701,395.95 |
| CETA And other Public Employment Programs | | | | Foreclosed Property | 906,627.24 |
| MUNICIPAL FUNCTIONS TOTAL | 1,020,406.62 | | | Emergencies & Other Deferred Charges | |
| CAPITAL IMPROVEMENTS *MEMO* | 50,000.00 | | | State and Federal Aid Receivable | 98,000.00 |
| DEBT SERVICE | | | | Other Receivables | 40,424.68 |
| Principal Payments | | | | Total | 2,845,524.36 |
| Interest Payments | | | | LIABILITIES, RESERVES, AND SURPLUS | |
| DEFERRED CHARGES .20 | | | | | |
| SCHOOL, COUNTY, SPECIAL DISTRICT TAXES | 2,827,013.04 | | | Cash Liabilities | 284,844.04 |
| RESERVE FOR UNCOLLECTED TAXES | 483,448.52 | | | Reserves for Receivables | 1,934,115.09 |
| EXPENDITURES TOTAL | 4,330,868.38 | | | Surplus Dec. 31, 1985 | 626,565.23 |
| | | | | Total | 2,845,524.36 |

0305
 Population 1980 **10,246**
 Population 1985 **10,468**
 S & P Rating
 Moody Rating **AA**

General Tax Rate Per \$100. **2.09**
 State Equalized Tax Rate **1.31**

BURLINGTON CITY – BURLINGTON COUNTY
Form of Government:
Special Charter (P.L. 1851 c. 149)
Number of Members on Governing Body – 12

PER CAPITA:
 Gross Debt **224.08**
 Net Debt **75.63**
 Debt Service **125.36**
 Total Tax Levy **304.86**
 Municipal Expenditures **996.47**

PER CENT:
 Gross Debt **1.10**
 Net Debt **.37**
 Tax Levy Collected **91.93**
 Tax Levy Cancelled, Abated or Adjusted **.06**

| EXPENDITURES | | REVENUES-REALIZED | | 1985 PROPERTY TAX | |
|---|----------------------|--|-----------------------|--|---------------------|
| GENERAL GOVERNMENT | | | | STATE EQUALIZED TAX RATE | |
| Governing Body & Public Boards | | | | Local District School Taxes | .65 |
| Municipal Clerk | | | | Regional & Consolidated School Tax | |
| Financial Administration | 160,000.00 | 1985 Property Taxes Collected | 2,920,812.38 | School Taxes in Municipal Budget | .05 |
| Assessment of Taxes | 29,000.00 | 1985 Payments in Lieu of Taxes | | County Taxes | .58 |
| Collection of Taxes | 152,367.62 | Delinquent Tax & Lien Collections | 175,961.52 | County Library Taxes | .03 |
| Planning, Housing & Development | 74,297.37 | Business Personalty Replacement Taxes | 131,446.68 | Local Municipal Purpose Taxes | |
| Human Resources | | Taxes from Public Utilities | 7,155,461.00 | Veteran & Senior Citizen Taxes | |
| Elections | | Other Miscellaneous Tax Revenues | | Total Taxes for Rate Computation | 1.31 |
| General Administration (other) | 1,235,120.75 | State Aid Revenues | 140,884.18 | Special District Taxes | |
| JUDICIARY | | Federal Aid Revenues | 42,093.00 | Bank Corp. Taxes | |
| Municipal Courts | 73,000.00 | State and Local Fiscal Assistance Act Utilized | | Added and Omitted Taxes | |
| PUBLIC SAFETY | | Sale of Acquired Property | | Total Taxes Levied - ABSTRACT | 3,191,294.73 |
| Fire Protection | 187,000.00 | Other Miscellaneous Revenues | 954,830.53 | Total Taxes Billed | 3,177,059.26 |
| Police Protection | 1,482,014.18 | Total | 11,521,489.29 | 1985 TAXES COLLECTED | 2,920,812.38 |
| Civil Defense & Disaster Control | 2,500.80 | Prior Years Surplus Appropriated | 1,890,348.00 | 1985 Taxes Cancelled, Abated or Adjusted | 1,776.80 |
| Environmental Inspection & Control | 125,000.00 | REVENUES TOTAL | 13,411,837.29 | Transfer to Tax Title Liens or Foreclosed | 317.53 |
| Other Public Safety | | Reserve For Uncollected Taxes | 350,000.00 | Balance Outstanding Dec. 31, 1985 | 254,152.55 |
| PUBLIC WORKS | | CAPITAL OUTLAY TOTAL | 539,019.15 | PRIOR YEARS TAXES OUTSTANDING | |
| Streets and Drainage | 365,796.32 | Public Enterprises | | Balance January 1, 1985 | 176,976.68 |
| Sewers and Sewage Processing | | Recreation—Culture | | Collected in 1985 | 173,795.06 |
| Garbage and Trash Disposal | 390,000.00 | Public Works | 512,002.35 | Cancelled, Abated or Adjusted 1985 | 2,714.30 |
| Public Buildings and Grounds | 270,452.56 | Buildings and Grounds | 18,476.55 | Transfers to Tax Title Liens or Foreclosed | |
| Other Public Works | 643,000.00 | Library and Education | 8,540.25 | Balance December 31, 1985 | 467.32 |
| HEALTH and WELFARE | | Conservation | | TAX TITLE LIENS OUTSTANDING | |
| Health Services Except Environmental | 93,000.00 | All Other | | Balance January 1, 1985 | 3,752.50 |
| Welfare-Public Assistance | 67,302.75 | CAPITAL DEBT AUTHORIZED, DECEMBER 31, 1985 | | Transfer From Taxes | 317.53 |
| Hospitals, Clinics, First Aid | | ISSUED AND UNISSUED GROSS DEBT NET DEBT | | Redeemed in 1985 | 2,166.46 |
| Animal, Insect, & Rodent Control | | School 554,000 | 170,000 | Cancelled, Abated or Adjusted (1985) | 1,903.57 |
| Other Welfare Services | 2,000.00 | Self-liquidating 170,000 | 621,650 | Transfers to Foreclosed Property | |
| RECREATION and CONSERVATION | | Other 1,621,650 | 791,650 | Balance December 31, 1985 | |
| Beaches and Boardwalks | | Total 2,345,650 | | PROPERTY ACQUIRED BY DEED OR FORECLOSURE | |
| Parks, Playgrounds, Shade Trees | 214,027.58 | ISSUED AND OUTSTANDING | | Balance January 1, 1985 | 362,321.43 |
| Land Reclamation & Conservation | | School 554,000.00 | 1,700,000.00 | Transfers From Taxes or Liens | 1,903.57 |
| Other Recreational Services | 60,000.00 | Self-Liquidating 1,485,000.00 | 3,739,000.00 | Sale for Cash (1985) | |
| EDUCATION (excluding schools) | | Other | | Cancelled, Abated or Adjusted (1985) | |
| Libraries | 35,000.00 | Total | | Balance December 31, 1985 | 364,225.00 |
| Other Educational Services | 1,824,714.00 | EQUALIZED VALUATION BASIS FOR NET DEBT COMPUTATION | 213,686,246 | CURRENT FINANCES DECEMBER 31, 1985 | |
| STATUTORY EXPENDITURES | | REAL PROPERTY VALUATIONS | | ASSETS | |
| Pensions & F. I. C. A. | 522,500.25 | Code Class # of Parcels % VAL'N | | Cash Dec. 31, 1985 | 6,186,210.39 |
| Employee Fringe Benefits | 430,000.00 | 1 Vacant Land 352 1.87 | 2,749,750.00 | Taxes Receivable | 254,619.87 |
| Other Statutory Expenditures | 70,000.00 | 2 Residential 2964 62.52 | 91,687,750.00 | Tax Title Liens | |
| CETA And Other Public Employment Programs | | 3 Farm 4 .03 | 47,100.00 | Foreclosed Property | 364,225.00 |
| MUNICIPAL FUNCTIONS TOTAL | 8,508,094.18 | 4a Commercial 354 21.57 | 31,633,395.00 | Emergencies & Other Deferred Charges | 275,533.62 |
| CAPITAL IMPROVEMENTS *MEMO* | 100,000.00 | 4b Industrial 18 11.63 | 17,052,700.00 | State and Federal Aid Receivable | |
| DEBT SERVICE | | 4c Apartments 12 2.38 | 3,488,300.00 | Other Receivables | 501,297.92 |
| Principal Payments | 1,177,000.00 | Total 3704 | 146,658,995.00 | Total | 7,581,886.80 |
| Interest Payments | 135,308.12 | Land Area 3.44 Sq. Miles | | LIABILITIES, RESERVES, AND SURPLUS | |
| TYPE I SCHL DEBT *MEMO | 186,532.20 | Net Valuation Taxable-Municipal | 150,634,268 | Cash Liabilities | 3,346,613.59 |
| DEFERRED CHARGES | 260,655.24 | Net Valuation Taxable-County | 230,513,572 | Reserves for Receivables | 1,120,142.79 |
| SCHOOL, COUNTY, SPECIAL DISTRICT TAXES | 3,146,686.11 | State Equalized Valuation | 237,246,163 | Surplus Dec. 31, 1985 | 3,115,130.42 |
| RESERVE FOR UNCOLLECTED TAXES | 350,000.00 | State Equalization Ratio | 62.88 | Total | 7,581,886.80 |
| EXPENDITURES TOTAL | 13,577,743.65 | | | | |

1985/3000

* ABOVE DEBT SERVICE INCLUDES TYPE I SCHOOL DEBT

0306
 Population 1980 **11,527**
 Population 1985 **11,588**
 S & P Rating
 Moody Rating **AAA**

General Tax Rate Per \$100.
2.24
 State Equalized Tax Rate
2.26

BURLINGTON TWP. - BURLINGTON CO.
Form of Government:
Mayor-Council Plan E (OMCL 50)
Number of Members on Governing Body - 7

PER CAPITA:
 Gross Debt **1,161.19**
 Net Debt **758.06**
 Debt Service **79.68**
 Total Tax Levy **689.80**
 Municipal Expenditures **583.29**

PER CENT:
 Gross Debt **4.36**
 Net Debt **2.84**
 Tax Levy Collected **93.27**
 Tax Levy Cancelled, Abated or Adjusted **1.21**

| EXPENDITURES | | REVENUES-REALIZED | | 1985 PROPERTY TAX | |
|---|------------------|--|--|--|-------------------|
| GENERAL GOVERNMENT | | | | STATE EQUALIZED TAX RATE \rightarrow | |
| Governing Body & Public Boards | 74,155.00 | 1985 Property Taxes Collected | | Local District School Taxes | 1.43 5,002,303.29 |
| Municipal Clerk | 87,377.00 | 1985 Payments in Lieu of Taxes | | Regional & Consolidated School Tax | |
| Financial Administration | 86,901.00 | Delinquent Tax & Lien Collections | | School Taxes in Municipal Budget | |
| Assessment of Taxes | 26,955.00 | Business Personalty Replacement Taxes | | County Taxes | .57 2,002,118.48 |
| Collection of Taxes | 73,077.00 | Taxes from Public Utilities | | County Library Taxes | .03 112,560.47 |
| Planning, Housing & Development | 69,016.00 | Other Miscellaneous Tax Revenues | | Local Municipal Purpose Taxes | .22 777,560.00 |
| Human Resources | 3,475.00 | State Aid Revenues | | Veteran & Senior Citizen Taxes | |
| Elections | | Federal Aid Revenues | | Total Taxes for Rate Computation | 2.25 7,981,242.24 |
| General Administration (other) | 768,226.00 | State and Local Fiscal Assistance Act Utilized | | Special District Taxes | |
| JUDICIARY | | Sale of Acquired Property | | Bank Corp. Taxes | 12,398.79 |
| Municipal Courts | 62,100.00 | Other Miscellaneous Revenues | | Added and Omitted Taxes | 86,467.11 |
| PUBLIC SAFETY | | Total | | Total Taxes Levied - ABSTRACT | 7,993,408.14 |
| Fire Protection | 172,907.00 | Prior Years Surplus Appropriated | | Total Taxes Billed | 7,981,009.35 |
| Police Protection | 1,345,004.06 | REVENUES | | 1985 TAXES COLLECTED | 7,443,677.15 |
| Civil Defense & Disaster Control | 17,365.00 | Reserve For Uncollected Taxes | | 1985 Taxes Cancelled, Abated or Adjusted | 96,296.92 |
| Environmental Inspection & Control | 140,249.00 | CAPITAL OUTLAY | | Transfer to Tax Title Liens or Foreclosed | 9,340.49 |
| Other Public Safety | | TOTAL | | Balance Outstanding Dec. 31, 1985 | 431,694.79 |
| PUBLIC WORKS | | Public Enterprises | | PRIOR YEARS TAXES OUTSTANDING | |
| Streets and Drainage | 625,440.00 | Recreation—Culture | | Balance January 1, 1985 | 293,456.06 |
| Sewers and Sewage Processing | 12,000.00 | Public Works | | Collected in 1985 | 220,527.13 |
| Garbage and Trash Disposal | 323,318.00 | Buildings and Grounds | | Cancelled, Abated or Adjusted 1985 | 41,321.50 |
| Public Buildings and Grounds | 259,375.00 | Library and Education | | Transfers to Tax Title Liens or Foreclosed | |
| Other Public Works | 113,684.00 | Conservation | | Balance December 31, 1985 | 31,607.43 |
| HEALTH and WELFARE | | All Other | | TAX TITLE LIENS OUTSTANDING | |
| Health Services Except Environmental | | CAPITAL DEBT AUTHORIZED, DECEMBER 31, 1985 | | Balance January 1, 1985 | 52,251.90 |
| Welfare-Public Assistance | 25,000.00 | ISSUED AND UNISSUED | | Transfer From Taxes | 9,340.49 |
| Hospitals, Clinics, First Aid | | GROSS DEBT | | Redeemed in 1985 | 19,021.01 |
| Animal, Insect, & Rodent Control | | NET DEBT | | Cancelled, Abated or Adjusted (1985) | |
| Other Welfare Services | 17,458.00 | SCHOOL | | Transfers to Foreclosed Property | 35,280.42 |
| RECREATION and CONSERVATION | | Self-Liquidating | | Balance December 31, 1985 | 7,290.96 |
| Beaches and Boardwalks | 750.00 | Other | | PROPERTY ACQUIRED BY DEED OR | |
| Parks, Playgrounds, Shade Trees | | Total | | FORECLOSURE | |
| Land Reclamation & Conservation | 250.00 | ISSUED AND OUTSTANDING | | Balance January 1, 1985 | 344,570.08 |
| Other Recreational Services | 137,905.74 | SCHOOL | | Transfers From Taxes or Liens | 35,280.42 |
| EDUCATION (excluding schools) | | Self-Liquidating | | Sale for Cash (1985) | |
| Libraries | 1,250.00 | Other | | Cancelled, Abated or Adjusted (1985) | |
| Other Educational Services | | Total | | Balance December 31, 1985 | 379,850.50 |
| STATUTORY EXPENDITURES | | EQUALIZED VALUATION BASIS | | CURRENT FINANCES DECEMBER 31, 1985 | |
| Pensions & F. I. C. A. | 462,425.00 | FOR NET DEBT COMPUTATION | | ASSETS | |
| Employee Fringe Benefits | 235,000.00 | REAL PROPERTY VALUATIONS | | Cash Dec. 31, 1985 | 2,311,592.78 |
| Other Statutory Expenditures | 20,000.00 | Code Class # of Parcels % VAL'N | | Taxes Receivable | 463,302.22 |
| CETA And Other Public Employment Programs | | ASSESSED VALUATION | | Tax Title Liens | 7,290.96 |
| MUNICIPAL FUNCTIONS | | 1 Vacant Land 337 5.48 | | Foreclosed Property | 379,850.50 |
| CAPITAL IMPROVEMENTS | *MEMO* 10,000.00 | 2 Residential 2603 44.90 | | Emergencies & Other Deferred Charges | 169,214.74 |
| DEBT SERVICE | | 3 Farm 162 1.91 | | State and Federal Aid Receivable | 65,950.00 |
| Principal Payments | 435,000.00 | 4a Commercial 144 25.09 | | Other Receivables | 175,717.66 |
| Interest Payments | 488,314.56 | 4b Industrial 39 17.11 | | Total | 3,572,918.86 |
| DEFERRED CHARGES | 215,196.36 | 4c Apartments 13 5.51 | | LIABILITIES, RESERVES, AND SURPLUS | |
| SCHOOL, COUNTY, SPECIAL DISTRICT TAXES | 7,116,982.24 | Total 3298 | | Cash Liabilities | 853,981.88 |
| RESERVE FOR UNCOLLECTED TAXES | 460,000.00 | Land Area 14.20 Sq. Miles | | Reserves for Receivables | 1,026,161.34 |
| EXPENDITURES | | Net Valuation Taxable-Municipal | | Surplus Dec. 31, 1985 | 1,692,775.64 |
| TOTAL | 13,876,155.96 | Net Valuation Taxable-County | | Total | 3,572,918.86 |
| | | State Equalized Valuation | | | |
| | | State Equalization Ratio | | | |

1403
Population 1980 7,616
Population 1985 7,415
S & P Rating BBB+
Moody Rating AAA

General Tax Rate Per \$100.

8.23
State Equalized Tax Rate
2.60

BUTLER BOROUGH – MORRIS COUNTY

Form of Government:

Borough Council

Number of Members on Governing Body – 6

PER CAPITA:

Gross Debt 814.26
Net Debt 412.97
Debt Service 72.48
Total Tax Levy 802.08
Municipal Expenditures 413.71

PER CENT:

Gross Debt 2.89
Net Debt 1.46
Tax Levy Collected 98.31
Tax Levy Cancelled, Abated or Adjusted .21

| EXPENDITURES | | REVENUES-REALIZED | | 1985 PROPERTY TAX | |
|---|--------------|--|---------------|--|-------------------|
| GENERAL GOVERNMENT | | | | STATE EQUALIZED TAX RATE | |
| Governing Body & Public Boards | | 1985 Property Taxes Collected | 5,838,774.39 | Local District School Taxes | 1.65 3,728,676.00 |
| Municipal Clerk | | 1985 Payments in Lieu of Taxes | | Regional & Consolidated School Tax | |
| Financial Administration | 23,896.00 | Delinquent Tax & Lien Collections | 137,880.84 | School Taxes in Municipal Budget | |
| Assessment of Taxes | 28,711.00 | Business Personalty Replacement Taxes | 173,768.46 | County Taxes | .37 840,448.15 |
| Collection of Taxes | 46,120.16 | Taxes from Public Utilities | 936,468.00 | County Library Taxes | .01 33,234.30 |
| Planning, Housing & Development | | Other Miscellaneous Tax Revenues | | Local Municipal Purpose Taxes | .57 1,285,695.51 |
| Human Resources | | State Aid Revenues | 52,043.73 | Veteran & Senior Citizen Taxes | 71,200.00 |
| Elections | | Federal Aid Revenues | | Total Taxes for Rate Computation | 2.60 5,959,253.96 |
| General Administration (other) | 215,456.25 | State and Local Fiscal Assistance Act Utilized | 32,021.00 | Special District Taxes | |
| JUDICIARY | | Sale of Acquired Property | | Bank Corp. Taxes | 13,163.31 |
| Municipal Courts | 28,339.00 | Other Miscellaneous Revenues | 286,680.36 | Added and Omitted Taxes | 46,214.07 |
| PUBLIC SAFETY | | Total | 7,457,636.78 | Total Taxes Levied - ABSTRACT | 5,947,431.34 |
| Fire Protection | 58,604.00 | Prior Years Surplus Appropriated | 350,000.00 | Total Taxes Billed | 5,939,322.77 |
| Police Protection | 612,027.00 | REVENUES TOTAL | 7,807,636.78 | 1985 TAXES COLLECTED | 5,838,774.39 |
| Civil Defense & Disaster Control | 2,252.00 | Reserve For Uncollected Taxes | 297,909.58 | 1985 Taxes Cancelled, Abated or Adjusted | 12,695.59 |
| Environmental Inspection & Control | 23,827.00 | | | Transfer to Tax Title Liens or Foreclosed | |
| Other Public Safety | | CAPITAL OUTLAY TOTAL | 395,870.41 | Balance Outstanding Dec. 31, 1985 | 87,852.79 |
| PUBLIC WORKS | | | | PRIOR YEARS TAXES OUTSTANDING | |
| Streets and Drainage | 163,998.35 | Public Enterprises | 99,873.02 | Balance January 1, 1985 | 135,192.16 |
| Sewers and Sewage Processing | 191,235.51 | Recreation—Culture | 10,390.02 | Collected in 1985 | 135,192.16 |
| Garbage and Trash Disposal | 309,000.00 | Public Works | 138,220.73 | Cancelled, Abated or Adjusted 1985 | |
| Public Buildings and Grounds | 73,973.49 | Buildings and Grounds | 147,386.64 | Transfers to Tax Title Liens or Foreclosed | |
| Other Public Works | | Library and Education | | Balance December 31, 1985 | |
| HEALTH and WELFARE | | Conservation | | TAX TITLE LIENS OUTSTANDING | |
| Health Services Except Environmental | 50,600.00 | All Other | | Balance January 1, 1985 | 2,688.68 |
| Welfare-Public Assistance | 6,450.00 | | | Transfer From Taxes | |
| Hospitals, Clinics, First Aid | | CAPITAL DEBT AUTHORIZED, DECEMBER 31, 1985 | | Redeemed in 1985 | 2,688.68 |
| Animal, Insect, & Rodent Control | 3,863.00 | ISSUED AND UNISSUED | | Cancelled, Abated or Adjusted (1985) | |
| Other Welfare Services | | School | 467,000 | Transfers to Foreclosed Property | |
| RECREATION and CONSERVATION | | Self-Liquidating | 3,043,325 | Balance December 31, 1985 | |
| Beaches and Boardwalks | | Other | 2,527,400 | PROPERTY ACQUIRED BY DEED OR | |
| Parks, Playgrounds, Shade Trees | 500.00 | Total | 6,037,725 | FORECLOSURE | |
| Land Reclamation & Conservation | | | | Balance January 1, 1985 | 51,900.00 |
| Other Recreational Services | 49,136.00 | ISSUED AND OUTSTANDING | | Transfers From Taxes or Liens | |
| EDUCATION (excluding schools) | | School | 467,000.00 | Sale for Cash (1985) | |
| Libraries | 53,500.00 | Self-Liquidating | 3,010,000.00 | Cancelled, Abated or Adjusted (1985) | |
| Other Educational Services | 14,087.00 | Other | 2,237,000.00 | Balance December 31, 1985 | 51,900.00 |
| STATUTORY EXPENDITURES | | Total | 5,714,000.00 | CURRENT FINANCES DECEMBER 31, 1985 | |
| Pensions & F. I. C. A. | 148,610.00 | EQUALIZED VALUATION BASIS | | ASSETS | |
| Employee Fringe Benefits | 96,076.00 | FOR NET DEBT COMPUTATION | 209,179,528 | Cash Dec. 31, 1985 | 857,073.67 |
| Other Statutory Expenditures | 2,500.00 | REAL PROPERTY VALUATIONS | | Taxes Receivable | 87,852.79 |
| CETA And Other Public Employment Programs | | Code Class # of Parcels % VAL'N | | Tax Title Liens | |
| MUNICIPAL FUNCTIONS TOTAL | 2,202,761.76 | 1 Vacant Land 135 2.36 | 1,684,100.00 | Foreclosed Property | 51,900.00 |
| CAPITAL IMPROVEMENTS *MEMO* | 8,500.00 | 2 Residential 1954 73.58 | 52,426,050.00 | Emergencies & Other Deferred Charges | 164,576.81 |
| DEBT SERVICE | | 3 Farm | | State and Federal Aid Receivable | 2,504.66 |
| Principal Payments | 270,400.00 | 4a Commercial 109 12.89 | 9,185,000.00 | Other Receivables | 52,936.13 |
| Interest Payments | 267,049.29 | 4b Industrial 23 6.70 | 4,775,600.00 | Total | 1,216,844.06 |
| | | 4c Apartments 15 4.46 | 3,180,000.00 | LIABILITIES, RESERVES, AND SURPLUS | |
| | | Total 2236 | 71,250,750.00 | Cash Liabilities | 364,654.59 |
| DEFERRED CHARGES | 29,505.20 | Land Area 1.97 Sq. Miles | | Reserves for Receivables | 192,688.92 |
| SCHOOL, COUNTY, SPECIAL DISTRICT TAXES | 4,602,358.45 | Net Valuation Taxable-Municipal | 71,605,209 | Surplus Dec. 31, 1985 | 659,500.55 |
| RESERVE FOR UNCOLLECTED TAXES | 297,909.58 | Net Valuation Taxable-County | 232,202,019 | Total | 1,216,844.06 |
| EXPENDITURES TOTAL | 7,669,984.28 | State Equalized Valuation | 225,838,098 | | |
| | | State Equalization Ratio | 31.60 | | |

1904
 Population 1980 **7,502**
 Population 1985 **7,650**
 S & P Rating
 Moody Rating **BAA1**

General Tax Rate Per \$100. **2.19**
 State Equalized Tax Rate **2.39**

BYRAM TOWNSHIP – SUSSEX COUNTY
Form of Government:
Council-Manager Plan B (OMCL 50)
Number of Members on Governing Body – 5

PER CAPITA:
 Gross Debt **643.62**
 Net Debt **83.66**
 Debt Service **17.37**
 Total Tax Levy **773.00**
 Municipal Expenditures **282.97**

PER CENT:
 Gross Debt **2.26**
 Net Debt **.29**
 Tax Levy Collected **94.46**
 Tax Levy Cancelled, Abated or Adjusted **.85**

| EXPENDITURES | | REVENUES-REALIZED | | 1985 PROPERTY TAX | |
|--|---------------------|---|---------------------------|---|---------------------|
| GENERAL GOVERNMENT | | | | STATE EQUALIZED TAX RATE | |
| Governing Body & Public Boards | | 1985 Property Taxes Collected | 5,602,163.40 | Local District School Taxes | .85 |
| Municipal Clerk | | 1985 Payments in Lieu of Taxes | 32,945.12 | Regional & Consolidated School Tax | .56 |
| Financial Administration | 76,468.77 | Delinquent Tax & Lien Collections | 277,010.16 | School Taxes in Municipal Budget | |
| Assessment of Taxes | 16,038.05 | Business Personalty Replacement Taxes | 31,666.60 | County Taxes | .49 |
| Collection of Taxes | 60,266.70 | Taxes from Public Utilities | 318,836.00 | County Library Taxes | .03 |
| Planning, Housing & Development | 26,795.42 | Other Miscellaneous Tax Revenues | | Local Municipal Purpose Taxes | .45 |
| Human Resources | | State Aid Revenues | 62,305.56 | Veteran & Senior Citizen Taxes | |
| Elections | 8,572.41 | Federal Aid Revenues | | Total Taxes for Rate Computation | 2.38 |
| General Administration (other) | 344,763.18 | State and Local Fiscal Assistance Act Utilized | 73,767.00 | Special District Taxes | |
| JUDICIARY | | Sale of Acquired Property | | Bank Corp. Taxes | 5,980.42 |
| Municipal Courts | 21,007.51 | Other Miscellaneous Revenues | 263,042.10 | Added and Omitted Taxes | 57,427.50 |
| PUBLIC SAFETY | | Total | 6,661,735.94 | Total Taxes Levied - ABSTRACT | 5,913,413.07 |
| Fire Protection | 26,815.52 | Prior Years Surplus Appropriated | 379,000.00 | Total Taxes Billed | 5,930,501.59 |
| Police Protection | 392,982.00 | REVENUES | 7,040,735.94 | 1985 TAXES COLLECTED | 5,602,163.40 |
| Civil Defense & Disaster Control | 2,492.51 | Reserve For Uncollected Taxes | 294,138.43 | 1985 Taxes Cancelled, Abated or Adjusted | 50,151.00 |
| Environmental Inspection & Control | 33,842.00 | TOTAL | 225,467.99 | Transfer to Tax Title Liens or Foreclosed | 23,032.23 |
| Other Public Safety | | CAPITAL OUTLAY | | Balance Outstanding Dec. 31, 1985 | 255,154.96 |
| PUBLIC WORKS | | TOTAL | | PRIOR YEARS TAXES OUTSTANDING | |
| Streets and Drainage | 305,725.00 | Public Enterprises | | Balance January 1, 1985 | 235,868.22 |
| Sewers and Sewage Processing | | Recreation—Culture | | Collected in 1985 | 210,806.32 |
| Garbage and Trash Disposal | | Public Works | 98,295.19 | Cancelled, Abated or Adjusted 1985 | 4,040.85 |
| Public Buildings and Grounds | 11,559.00 | Buildings and Grounds | 127,172.80 | Transfers to Tax Title Liens or Foreclosed | 1,071.75 |
| Other Public Works | 36,525.00 | Library and Education | | Balance December 31, 1985 | 19,949.30 |
| HEALTH and WELFARE | | Conservation | | TAX TITLE LIENS OUTSTANDING | |
| Health Services Except Environmental | 43,236.54 | All Other | | Balance January 1, 1985 | 151,527.46 |
| Welfare-Public Assistance | 1,420.41 | CAPITAL DEBT AUTHORIZED, DECEMBER 31, 1985 | | Transfer From Taxes | 24,522.83 |
| Hospitals, Clinics, First Aid | | ISSUED AND UNISSUED | | Redeemed in 1985 | 66,203.84 |
| Animal, Insect, & Rodent Control | 2,428.78 | School | 4,283,676 | Cancelled, Abated or Adjusted (1985) | |
| Other Welfare Services | | Self-liquidating | | Transfers to Foreclosed Property | |
| RECREATION and CONSERVATION | | Other | 640,000 | Balance December 31, 1985 | 109,846.45 |
| Beaches and Boardwalks | | Total | 4,923,676 | PROPERTY ACQUIRED BY DEED OR FORECLOSURE | |
| Parks, Playgrounds, Shade Trees | 14,203.25 | ISSUED AND OUTSTANDING | | Balance January 1, 1985 | 284,400.00 |
| Land Reclamation & Conservation | 1,254.00 | School | 2,595,000.00 | Transfers From Taxes or Liens | |
| Other Recreational Services | 9,864.23 | Self-Liquidating | | Sale for Cash (1985) | |
| EDUCATION (excluding schools) | | Other | 640,000.00 | Cancelled, Abated or Adjusted (1985) | 81,650.00 |
| Libraries | | Total | 3,235,000.00 | Balance December 31, 1985 | 202,750.00 |
| Other Educational Services | | EQUALIZED VALUATION BASIS | | CURRENT FINANCES DECEMBER 31, 1985 | |
| STATUTORY EXPENDITURES | | FOR NET DEBT COMPUTATION | | ASSETS | |
| Pensions & F. I. C. A. | 141,788.00 | REAL PROPERTY VALUATIONS | | Cash Dec. 31, 1985 | 801,671.31 |
| Employee Fringe Benefits | 62,516.07 | Code Class # of Parcels % VAL'N | ASSESSED VALUATION | Taxes Receivable | 275,104.26 |
| Other Statutory Expenditures | 3,000.00 | 1 Vacant Land 970 7.63 | 20,381,700.00 | Tax Title Liens | 109,846.45 |
| CETA And Other Public Employment Programs | | 2 Residential 2620 84.27 | 225,051,650.00 | Foreclosed Property | 202,750.00 |
| MUNICIPAL FUNCTIONS | | 3 Farm 74 .99 | 2,662,700.00 | Emergencies & Other Deferred Charges | 64,575.00 |
| CAPITAL IMPROVEMENTS | *MEMO* | 4a Commercial 84 6.40 | 17,083,600.00 | State and Federal Aid Receivable | 14,146.45 |
| DEBT SERVICE | | 4b Industrial 9 .59 | 1,567,200.00 | Other Receivables | 81,676.50 |
| Principal Payments | 75,000.00 | 4c Apartments 2 .12 | 310,200.00 | Total | 1,549,769.97 |
| Interest Payments | 57,876.00 | Total 3759 | 267,057,050.00 | LIABILITIES, RESERVES, AND SURPLUS | |
| DEFERRED CHARGES | | Land Area Sq. Miles | | Cash Liabilities | 522,628.17 |
| SCHOOL, COUNTY, SPECIAL DISTRICT TAXES | 94,115.00 | Net Valuation Taxable-Municipal | 268,176,899 | Reserves for Receivables | 669,377.21 |
| RESERVE FOR UNCOLLECTED TAXES | 4,745,236.59 | Net Valuation Taxable-County | 217,798,938 | Surplus Dec. 31, 1985 | 357,764.59 |
| EXPENDITURES | 294,138.43 | State Equalized Valuation | 245,879,312 | Total | 1,549,769.97 |
| TOTAL | 6,909,930.37 | State Equalization Ratio | 109.11 | | |

0703
Population 1980 7,624
Population 1985 7,600
S & P Rating
Moody Rating

General Tax Rate Per \$100.

6.67

State Equalized Tax Rate

2.95

CALDWELL BORO. - TWP. - ESSEX COUNTY
Form of Government:
Borough Council
Number of Members on Governing Body - 6

PER CAPITA:

Gross Debt 575.84
Net Debt 377.09
Debt Service 70.52
Total Tax Levy 941.56
Municipal Expenditures 465.46

PER CENT:

Gross Debt* 2.04
Net Debt 1.34
Tax Levy Collected 98.42
Tax Levy Cancelled, Abated or Adjusted

| EXPENDITURES | | REVENUES-REALIZED | | 1985 PROPERTY TAX | |
|---|--------------|--|----------------|--|-------------------|
| GENERAL GOVERNMENT | | | | STATE EQUALIZED TAX RATE | |
| Governing Body & Public Boards | | 1985 Property Taxes Collected | 7,011,054.98 | Local District School Taxes | 1.29 3,121,441.33 |
| Municipal Clerk | | 1985 Payments in Lieu of Taxes | 82,709.73 | Regional & Consolidated School Tax | |
| Financial Administration | 55,599.00 | Delinquent Tax & Lien Collections | 141,329.54 | School Taxes in Municipal Budget | |
| Assessment of Taxes | 17,885.00 | Business Personalty Replacement Taxes | 123,074.36 | County Taxes | .97 2,335,717.31 |
| Collection of Taxes | 24,254.00 | Taxes from Public Utilities | 540,170.00 | County Library Taxes | |
| Planning, Housing & Development | 6,225.00 | Other Miscellaneous Tax Revenues | | Local Municipal Purpose Taxes | .69 1,654,005.19 |
| Human Resources | 5,225.00 | State Aid Revenues | 82,488.43 | Veteran & Senior Citizen Taxes | 48,500.00 |
| Elections | 2,016.00 | Federal Aid Revenues | | Total Taxes for Rate Computation | 2.95 7,159,663.83 |
| General Administration (other) | 271,230.00 | State and Local Fiscal Assistance Act Utilized | 80,753.00 | Special District Taxes | |
| JUDICIARY | | Sale of Acquired Property | | Bank Corp. Taxes | 32,471.03 |
| Municipal Courts | 44,812.00 | Other Miscellaneous Revenues | 735,621.71 | Added and Omitted Taxes | 12,202.18 |
| PUBLIC SAFETY | | Total | 8,797,201.75 | Total Taxes Levied - ABSTRACT | 7,155,837.04 |
| Fire Protection | 40,930.00 | Prior Years Surplus Appropriated | 100,000.00 | Total Taxes Billed | 7,123,482.71 |
| Police Protection | 800,966.37 | REVENUES TOTAL | 8,897,201.75 | 1985 TAXES COLLECTED | 7,011,054.98 |
| Civil Defense & Disaster Control | 200.00 | Reserve For Uncollected Taxes | 201,100.94 | 1985 Taxes Cancelled, Abated or Adjusted | |
| Environmental Inspection & Control | 39,839.18 | CAPITAL OUTLAY TOTAL | 240,111.51 | Transfer to Tax Title Liens or Foreclosed | |
| Other Public Safety | | Public Enterprises | 49,995.00 | Balance Outstanding Dec. 31, 1985 | 112,427.73 |
| PUBLIC WORKS | | Recreation—Culture | | PRIOR YEARS TAXES OUTSTANDING | |
| Streets and Drainage | 342,649.24 | Public Works | 34,715.62 | Balance January 1, 1985 | 137,976.79 |
| Sewers and Sewage Processing | 290,879.65 | Buildings and Grounds | 155,400.89 | Collected in 1985 | 137,976.79 |
| Garbage and Trash Disposal | 128,494.35 | Library and Education | | Cancelled, Abated or Adjusted 1985 | |
| Public Buildings and Grounds | 59,232.82 | Conservation | | Transfers to Tax Title Liens or Foreclosed | |
| Other Public Works | | All Other | | Balance December 31, 1985 | |
| HEALTH and WELFARE | | CAPITAL DEBT AUTHORIZED, DECEMBER 31, 1985 | | TAX TITLE LIENS OUTSTANDING | |
| Health Services Except Environmental | 44,912.00 | ISSUED AND UNISSUED | | Balance January 1, 1985 | 3,352.75 |
| Welfare-Public Assistance | 6,020.00 | SCHOOL | 439,181 | Transfer From Taxes | |
| Hospitals, Clinics, First Aid | | Self-liquidating | 1,041,000 | Redeemed in 1985 | 3,352.75 |
| Animal, Insect, & Rodent Control | 700.00 | Other | 2,896,180 | Cancelled, Abated or Adjusted (1985) | |
| Other Welfare Services | | Total | 4,376,362 | Transfers to Foreclosed Property | |
| RECREATION and CONSERVATION | | ISSUED AND OUTSTANDING | | Balance December 31, 1985 | |
| Beaches and Boardwalks | | SCHOOL | 439,181.30 | PROPERTY ACQUIRED BY DEED OR | |
| Parks, Playgrounds, Shade Trees | 9,600.25 | Self-Liquidating | 386,000.00 | FORECLOSURE | |
| Land Reclamation & Conservation | 500.00 | Other | 2,753,250.00 | Balance January 1, 1985 | 100.00 |
| Other Recreational Services | 143,966.00 | Total | 3,578,431.30 | Transfers From Taxes or Liens | |
| EDUCATION (excluding schools) | | EQUALIZED VALUATION BASIS | | Sale for Cash (1985) | |
| Libraries | 107,608.00 | FOR NET DEBT COMPUTATION | 214,269,999 | Cancelled, Abated or Adjusted (1985) | |
| Other Educational Services | | REAL PROPERTY VALUATIONS | | Balance December 31, 1985 | 100.00 |
| STATUTORY EXPENDITURES | | Code Class # of Parcels % VAL'N | | CURRENT FINANCES DECEMBER 31, 1985 | |
| Pensions & F. I. C. A. | 227,969.00 | 1 Vacant Land 55 .92 | 956,300.00 | ASSETS | |
| Employee Fringe Benefits | 126,142.51 | 2 Residential 1624 69.00 | 71,420,800.00 | Cash Dec. 31, 1985 | 503,339.04 |
| Other Statutory Expenditures | | 3 Farm 187 18.08 | 18,708,700.00 | Taxes Receivable | 112,427.73 |
| CETA And Other Public Employment Programs | | 4a Commercial 187 18.08 | 18,708,700.00 | Tax Title Liens | |
| MUNICIPAL FUNCTIONS TOTAL | 2,797,855.37 | 4b Industrial 23 12.00 | 12,418,100.00 | Foreclosed Property | 100.00 |
| CAPITAL IMPROVEMENTS *MEMO* | 5,735.00 | 4c Apartments 23 12.00 | 12,418,100.00 | Emergencies & Other Deferred Charges | 2,600.00 |
| DEBT SERVICE | | Total 1889 | 103,503,900.00 | State and Federal Aid Receivable | |
| Principal Payments | 295,000.00 | Land Area 1.20 Sq. Miles | | Other Receivables | 19,513.52 |
| Interest Payments | 240,926.54 | Net Valuation Taxable-Municipal | 106,615,900 | Total | 637,980.29 |
| DEFERRED CHARGES | 2,600.00 | Net Valuation Taxable-County | 215,364,892 | LIABILITIES, RESERVES, AND SURPLUS | |
| SCHOOL, COUNTY, SPECIAL DISTRICT TAXES | 5,457,158.64 | State Equalized Valuation | 237,283,719 | Cash Liabilities | 306,200.08 |
| RESERVE FOR UNCOLLECTED TAXES | 201,100.94 | State Equalization Ratio | 44.20 | Reserves for Receivables | 132,041.25 |
| EXPENDITURES TOTAL | 8,994,641.49 | | | Surplus Dec. 31, 1985 | 199,738.96 |

1004
Population 1980 1,023
Population 1985 1,020
S & P Rating
Moody Rating

General Tax Rate Per \$100. 2.81
State Equalized Tax Rate 2.31

CALIFON BOROUGH - HUNTERDON CO.
Form of Government:
Borough Council
Number of Members on Governing Body - 6

PER CAPITA:
Gross Debt 220.06
Net Debt
Debt Service
Total Tax Levy 837.45
Municipal Expenditures 311.41

PER CENT:
Gross Debt .71
Net Debt
Tax Levy Collected 95.92
Tax Levy Cancelled, Abated or Adjusted .08

| EXPENDITURES | | REVENUES-REALIZED | | 1985 PROPERTY TAX | |
|---|---------------------|---|-----------------|--|-----------------|
| GENERAL GOVERNMENT | | | | STATE EQUALIZED TAX RATE | |
| Governing Body & Public Boards | | 1985 Property Taxes Collected | 814,390.13 | Local District School Taxes | .88 320,744.01 |
| Municipal Clerk | | 1985 Payments in Lieu of Taxes | | Regional & Consolidated School Tax | .64 235,793.67 |
| Financial Administration | 9,083.98 | Delinquent Tax & Lien Collections | 46,157.55 | School Taxes in Municipal Budget | |
| Assessment of Taxes | 5,497.00 | Business Personalty Replacement Taxes | 13,530.16 | County Taxes | .42 152,609.39 |
| Collection of Taxes | 7,302.00 | Taxes from Public Utilities | 51,105.00 | County Library Taxes | .03 9,473.52 |
| Planning, Housing & Development | 2,732.40 | Other Miscellaneous Tax Revenues | | Local Municipal Purpose Taxes | .34 125,612.37 |
| Human Resources | 546.00 | State Aid Revenues | 19,598.77 | Veteran & Senior Citizen Taxes | |
| Elections | | Federal Aid Revenues | | Total Taxes for Rate Computation | 2.31 856,482.96 |
| General Administration (other) | 46,450.00 | State and Local Fiscal Assistance Act Utilized | 5,070.97 | Special District Taxes | |
| JUDICIARY | | Sale of Acquired Property | | Bank Corp. Taxes | 5,803.41 |
| Municipal Courts | 10,067.00 | Other Miscellaneous Revenues | 51,560.01 | Added and Omitted Taxes | 4,160.49 |
| PUBLIC SAFETY | | Total | 1,001,412.59 | Total Taxes Levied - ABSTRACT | 854,196.86 |
| Fire Protection | 7,894.00 | Prior Years Surplus Appropriated | 45,000.00 | Total Taxes Billed | 849,055.25 |
| Police Protection | 65,783.87 | REVENUES TOTAL | 1,046,412.59 | 1985 TAXES COLLECTED | 814,390.13 |
| Civil Defense & Disaster Control | 100.00 | Reserve For Uncollected Taxes | 57,092.86 | 1985 Taxes Cancelled, Abated or Adjusted | 691.26 |
| Environmental Inspection & Control | | | | Transfer to Tax Title Liens or Foreclosed | |
| Other Public Safety | | CAPITAL OUTLAY TOTAL | 7,089.55 | Balance Outstanding Dec. 31, 1985 | 33,973.86 |
| PUBLIC WORKS | | | | PRIOR YEARS TAXES OUTSTANDING | |
| Streets and Drainage | 44,358.48 | Public Enterprises | | Balance January 1, 1985 | 47,669.84 |
| Sewers and Sewage Processing | | Recreation—Culture | | Collected in 1985 | 46,157.55 |
| Garbage and Trash Disposal | 5,500.00 | Public Works | | Cancelled, Abated or Adjusted 1985 | 1,512.29 |
| Public Buildings and Grounds | 12,771.00 | Buildings and Grounds | 7,089.55 | Transfers to Tax Title Liens or Foreclosed | |
| Other Public Works | | Library and Education | | Balance December 31, 1985 | |
| HEALTH and WELFARE | | Conservation | | TAX TITLE LIENS OUTSTANDING | |
| Health Services Except Environmental | 3,186.53 | All Other | | Balance January 1, 1985 | |
| Welfare-Public Assistance | 100.00 | | | Transfer From Taxes | |
| Hospitals, Clinics, First Aid | | CAPITAL DEBT AUTHORIZED, DECEMBER 31, 1985 | | Redeemed in 1985 | |
| Animal, Insect, & Rodent Control | 1,000.00 | ISSUED AND UNISSUED | | Cancelled, Abated or Adjusted (1985) | |
| Other Welfare Services | | School | 224,458 | Transfers to Foreclosed Property | |
| RECREATION and CONSERVATION | | Self-liquidating | | Balance December 31, 1985 | |
| Beaches and Boardwalks | | Other | | PROPERTY ACQUIRED BY DEED OR | |
| Parks, Playgrounds, Shade Trees | 1,100.00 | Total | 224,458 | FORECLOSURE | |
| Land Reclamation & Conservation | 863.96 | | | Balance January 1, 1985 | |
| Other Recreational Services | 2,300.00 | ISSUED AND OUTSTANDING | | Transfers From Taxes or Liens | |
| EDUCATION (excluding schools) | | School | 215,470.25 | Sale for Cash (1985) | |
| Libraries | | Self-Liquidating | | Cancelled, Abated or Adjusted (1985) | |
| Other Educational Services | | Other | | Balance December 31, 1985 | |
| STATUTORY EXPENDITURES | | Total | 215,470.25 | CURRENT FINANCES DECEMBER 31, 1985 | |
| Pensions & F. I. C. A. | 12,535.00 | EQUALIZED VALUATION BASIS | | ASSETS | |
| Employee Fringe Benefits | 4,900.00 | FOR NET DEBT COMPUTATION | 31,713,533 | Cash Dec. 31, 1985 | 237,038.80 |
| Other Statutory Expenditures | 1,300.00 | REAL PROPERTY VALUATIONS | | Taxes Receivable | 33,973.86 |
| CETA And Other Public Employment Programs | | Code Class # of Parcels % VAL'N | | Tax Title Liens | |
| MUNICIPAL FUNCTIONS | | 1 Vacant Land 97 4.78 | 1,407,100.00 | Foreclosed Property | |
| CAPITAL IMPROVEMENTS | | 2 Residential 339 84.26 | 24,794,150.00 | Emergencies & Other Deferred Charges | 4,692.74 |
| *MEMO* | | 3 Farm 23 1.27 | 373,660.00 | State and Federal Aid Receivable | |
| DEBT SERVICE | | 4a Commercial 33 8.72 | 2,565,550.00 | Other Receivables | 9,788.38 |
| Principal Payments | | 4b Industrial 4 .57 | 168,100.00 | Total | 285,493.78 |
| Interest Payments | | 4c Apartments 2 .39 | 116,000.00 | LIABILITIES, RESERVES, AND SURPLUS | |
| | | Total 498 | 29,424,560.00 | Cash Liabilities | 166,509.91 |
| DEFERRED CHARGES | | Land Area .90 Sq. Miles | | Reserves for Receivables | 34,297.24 |
| SCHOOL, COUNTY, SPECIAL DISTRICT TAXES | 15,174.72 | Net Valuation Taxable-Municipal | 30,078,104 | Surplus Dec. 31, 1985 | 84,686.63 |
| SCHOOL, COUNTY, SPECIAL DISTRICT TAXES | 718,620.59 | Net Valuation Taxable-County | 32,594,080 | Total | 285,493.78 |
| RESERVE FOR UNCOLLECTED TAXES | 57,092.86 | State Equalized Valuation | 36,502,179 | | |
| EXPENDITURES | | State Equalization Ratio | 82.08 | | |
| TOTAL | 1,036,259.39 | | | | |

0408
 Population 1980 **84,910**
 Population 1985 **81,984**
 S & P Rating
 Moody Rating **BAA**

General Tax Rate Per \$100.
13.48
 State Equalized Tax Rate
6.09

CAMDEN CITY – CAMDEN COUNTY
Form of Government:
Mayor–Council Plan B (OMCL 50)
Number of Members on Governing Body – 7

PER CAPITA:
 Gross Debt **462.95**
 Net Debt **123.62**
 Debt Service **22.40**
 Total Tax Levy **420.52**
 Municipal Expenditures **661.00**

PER CENT:
 Gross Debt **8.02**
 Net Debt **2.14**
 Tax Levy Collected **85.54**
 Tax Levy Cancelled, Abated or Adjusted **1.14**

| EXPENDITURES | | REVENUES-REALIZED | | 1985 PROPERTY TAX STATE EQUALIZED TAX RATE | |
|--|---------------|--|---------------|---|--------------------|
| GENERAL GOVERNMENT | | | | | |
| Governing Body & Public Boards | 758,227.00 | 1985 Property Taxes Collected | 29,445,265.69 | Local District School Taxes | 1.70 9,547,020.00 |
| Municipal Clerk | 93,902.00 | 1985 Payments in Lieu of Taxes | 1,692,472.75 | Regional & Consolidated School Tax | |
| Financial Administration | 369,912.00 | Delinquent Tax & Lien Collections | 3,835,841.07 | School Taxes in Municipal Budget | |
| Assessment of Taxes | 159,811.00 | Business Personalty Replacement Taxes | 3,052,369.68 | County Taxes | 1.07 6,009,764.83 |
| Collection of Taxes | 403,067.00 | Taxes from Public Utilities | 6,226,316.00 | County Library Taxes | |
| Planning, Housing & Development | 2,361,296.79 | Other Miscellaneous Tax Revenues | | Local Municipal Purpose Taxes | 3.32 18,654,189.84 |
| Human Resources | 3,887,697.00 | State Aid Revenues | 14,658,304.87 | Veteran & Senior Citizen Taxes | 800,300.00 |
| Elections | 110,550.00 | Federal Aid Revenues | 121,500.00 | Total Taxes for Rate Computation | 6.09 35,011,274.67 |
| General Administration (other) | 5,627,628.54 | State and Local Fiscal Assistance Act Utilized | 1,998,139.00 | Special District Taxes | |
| JUDICIARY | 509,016.17 | Sale of Acquired Property | | Bank Corp. Taxes | 101,388.12 |
| Municipal Courts | | Other Miscellaneous Revenues | 4,489,762.58 | Added and Omitted Taxes | 163,241.11 |
| PUBLIC SAFETY | | Total | 65,519,971.64 | Total Taxes Levied - ABSTRACT | 34,475,603.90 |
| Fire Protection | 8,886,328.14 | Prior Years Surplus Appropriated | 967,719.77 | Total Taxes Billed | 34,421,571.88 |
| Police Protection | 7,768,682.86 | REVENUES TOTAL | 66,487,691.41 | 1985 TAXES COLLECTED | 29,445,265.69 |
| Civil Defense & Disaster Control | | Reserve For Uncollected Taxes | 5,473,832.40 | 1985 Taxes Cancelled, Abated or Adjusted | 392,469.66 |
| Environmental Inspection & Control | 533,376.00 | | | Transfer to Tax Title Liens or Foreclosed | 2,035,976.05 |
| Other Public Safety | 20,858.00 | CAPITAL OUTLAY TOTAL | 5,670,262.11 | Balance Outstanding Dec. 31, 1985 | 2,547,860.48 |
| PUBLIC WORKS | | | | PRIOR YEARS TAXES OUTSTANDING | |
| Streets and Drainage | 1,396,690.00 | Public Enterprises | 227,367.97 | Balance January 1, 1985 | 3,255,235.50 |
| Sewers and Sewage Processing | | Recreation—Culture | | Collected in 1985 | 2,242,091.71 |
| Garbage and Trash Disposal | 2,923,596.00 | Public Works | 601,231.41 | Cancelled, Abated or Adjusted 1985 | 212,065.77 |
| Public Buildings and Grounds | 407,863.00 | Buildings and Grounds | 4,636,662.73 | Transfers to Tax Title Liens or Foreclosed | 455,870.75 |
| Other Public Works | | Library and Education | 205,000.00 | Balance December 31, 1985 | 345,207.27 |
| HEALTH and WELFARE | | Conservation | | TAX TITLE LIENS OUTSTANDING | |
| Health Services Except Environmental | 287,969.00 | All Other | | Balance January 1, 1985 | 5,661,924.36 |
| Welfare-Public Assistance | 1,677,977.00 | | | Transfer From Taxes | 2,660,982.79 |
| Hospitals, Clinics, First Aid | | CAPITAL DEBT AUTHORIZED, DECEMBER 31, 1985 | | Redeemed in 1985 | 1,593,749.36 |
| Animal, Insect, & Rodent Control | 28,800.00 | ISSUED AND UNISSUED | | Cancelled, Abated or Adjusted (1985) | 738,494.56 |
| Other Welfare Services | 10,000.00 | School | 19,876,000 | Transfers to Foreclosed Property | |
| | | Self-liquidating | 5,799,000 | Balance December 31, 1985 | 5,990,663.23 |
| | | Other | 12,279,200 | PROPERTY ACQUIRED BY DEED OR FORECLOSURE | |
| | | Total | 37,954,200 | Balance January 1, 1985 | 22,852,438.00 |
| RECREATION and CONSERVATION | | | | Transfers From Taxes or Liens | 1,709,459.00 |
| Beaches and Boardwalks | | ISSUED AND OUTSTANDING | | Sale for Cash (1985) | 692,508.66 |
| Parks, Playgrounds, Shade Trees | 92,480.00 | School | 15,740,000.00 | Cancelled, Abated or Adjusted (1985) | 595,940.34 |
| Land Reclamation & Conservation | 99,463.72 | Self-Liquidating | 5,399,000.00 | Balance December 31, 1985 | 23,273,448.00 |
| Other Recreational Services | | Other | 1,000,000.00 | | |
| EDUCATION (excluding schools) | | Total | 22,139,000.00 | CURRENT FINANCES DECEMBER 31, 1985 | |
| Libraries | 350,000.04 | | | ASSETS | |
| Other Educational Services | 525,800.43 | EQUALIZED VALUATION BASIS | | Cash Dec. 31, 1985 | 16,703,400.03 |
| STATUTORY EXPENDITURES | | FOR NET DEBT COMPUTATION | 473,326,088 | Taxes Receivable | 2,893,067.75 |
| Pensions & F. I. C. A. | 3,957,908.23 | REAL PROPERTY VALUATIONS | | Tax Title Liens | 5,990,663.23 |
| Employee Fringe Benefits | 2,221,336.00 | Code Class # of Parcels % VAL'N | | Foreclosed Property | 23,273,448.00 |
| Other Statutory Expenditures | 100,000.00 | 1 Vacant Land 2598 1.49 | | Emergencies & Other Deferred Charges | 1,080,000.00 |
| CETA And Other Public Employment Programs | | 2 Residential 21343 56.28 | | State and Federal Aid Receivable | |
| MUNICIPAL FUNCTIONS | | 3 Farm | | Other Receivables | 2,056,928.16 |
| CAPITAL IMPROVEMENTS | *MEMO* | 4a Commercial 1747 21.66 | | Total | 51,997,507.17 |
| DEBT SERVICE | | 4b Industrial 168 16.23 | | LIABILITIES, RESERVES, AND SURPLUS | |
| Principal Payments | 485,000.00 | 4c Apartments 150 4.33 | | Cash Liabilities | 14,993,632.48 |
| Interest Payments | 1,351,348.36 | Total 26006 | | Reserves for Receivables | 32,217,707.91 |
| | | Land Area 8.68 Sq. Miles | | Surplus Dec. 31, 1985 | 4,786,166.78 |
| DEFERRED CHARGES | 1,310,826.77 | Net Valuation Taxable-Municipal | 253,775,706 | Total | 51,997,507.17 |
| SCHOOL, COUNTY, SPECIAL DISTRICT TAXES | 15,556,784.83 | Net Valuation Taxable-County | 535,060,750 | | |
| RESERVE FOR UNCOLLECTED TAXES | 5,473,832.40 | State Equalized Valuation | 529,128,891 | | |
| EXPENDITURES | | State Equalization Ratio | 45.17 | | |
| TOTAL | 69,748,028.28 | | | | |

0502
Population 1980 4,853
Population 1985 5,174
S & P Rating
Moody Rating BAA

General Tax Rate Per \$100. 1.90
State Equalized Tax Rate 1.75

CAPE MAY CITY – CAPE MAY COUNTY
Form of Government:
Council-Manager (1923)
Number of Members on Governing Body – 3

PER CAPITA:
Gross Debt 1,976.59
Net Debt 1,246.79
Debt Service 80.11
Total Tax Levy 1,018.92
Municipal Expenditures 823.13
PER CENT:
Gross Debt 3.75
Net Debt 2.36
Tax Levy Collected 94.37
Tax Levy Cancelled, Abated or Adjusted .18

| EXPENDITURES | | REVENUES-REALIZED | | 1985 PROPERTY TAX | |
|---|--------------|--|--|--|--------------|
| GENERAL GOVERNMENT | | | | STATE EQUALIZED TAX RATE → .24 | |
| Governing Body & Public Boards | | 1985 Property Taxes Collected 4,967,565.00 | | Local District School Taxes .24 | 694,150.00 |
| Municipal Clerk | 57,573.00 | 1985 Payments in Lieu of Taxes 65,128.20 | | Regional & Consolidated School Tax .56 | 1,639,282.39 |
| Financial Administration | 49,039.33 | Delinquent Tax & Lien Collections 305,350.44 | | School Taxes in Municipal Budget | |
| Assessment of Taxes | 43,852.00 | Business Personalty Replacement Taxes 108,826.36 | | County Taxes .42 | 1,229,225.86 |
| Collection of Taxes | 43,279.00 | Taxes from Public Utilities 332,281.00 | | County Library Taxes .02 | 73,525.85 |
| Planning, Housing & Development | 8,850.00 | Other Miscellaneous Tax Revenues | | Local Municipal Purpose Taxes .52 | 1,537,744.75 |
| Human Resources | 88,230.00 | State Aid Revenues 62,091.24 | | Veteran & Senior Citizen Taxes | 57,550.00 |
| Elections | | Federal Aid Revenues | | Total Taxes for Rate Computation 1.76 | 5,231,478.85 |
| General Administration (other) | 652,848.00 | State and Local Fiscal Assistance Act Utilized 101,252.00 | | Special District Taxes | |
| JUDICIARY | | Sale of Acquired Property 1,441,697.48 | | Bank Corp. Taxes | 9,219.72 |
| Municipal Courts | 84,374.00 | Other Miscellaneous Revenues 7,384,191.72 | | Added and Omitted Taxes | 88,726.54 |
| PUBLIC SAFETY | | Prior Years Surplus Appropriated 675,000.00 | | Total Taxes Levied - ABSTRACT | 5,271,875.11 |
| Fire Protection | 242,720.86 | REVENUES TOTAL 8,059,191.72 | | Total Taxes Billed | 5,263,981.29 |
| Police Protection | 670,534.32 | Reserve For Uncollected Taxes 345,000.00 | | 1985 TAXES COLLECTED | 4,967,565.00 |
| Civil Defense & Disaster Control | 4,765.00 | CAPITAL OUTLAY TOTAL 1,948,093.17 | | 1985 Taxes Cancelled, Abated or Adjusted | 9,429.58 |
| Environmental Inspection & Control | 89,284.82 | Public Enterprises 455,761.98 | | Transfer to Tax Title Liens or Foreclosed | 8,295.95 |
| Other Public Safety | | Recreation—Culture 644,971.41 | | Balance Outstanding Dec. 31, 1985 | 278,690.76 |
| PUBLIC WORKS | | Public Works 847,359.78 | | PRIOR YEARS TAXES OUTSTANDING | |
| Streets and Drainage | 384,392.00 | Buildings and Grounds | | Balance January 1, 1985 | 295,913.47 |
| Sewers and Sewage Processing | 66,576.00 | Library and Education | | Collected in 1985 | 295,485.57 |
| Garbage and Trash Disposal | 352,999.00 | Conservation | | Cancelled, Abated or Adjusted 1985 | 242.31 |
| Public Buildings and Grounds | | All Other | | Transfers to Tax Title Liens or Foreclosed | 185.59 |
| Other Public Works | | CAPITAL DEBT AUTHORIZED, DECEMBER 31, 1985 | | Balance December 31, 1985 | |
| HEALTH and WELFARE | | ISSUED AND UNISSUED GROSS DEBT NET DEBT | | TAX TITLE LIENS OUTSTANDING | |
| Health Services Except Environmental | 5,750.00 | School 901,024 | | Balance January 1, 1985 | 29,900.05 |
| Welfare-Public Assistance | 7,600.00 | Self-liquidating 2,872,723 | | Transfer From Taxes | 8,527.19 |
| Hospitals, Clinics, First Aid | | Other 6,453,144 | | Redeemed in 1985 | 9,864.87 |
| Animal, Insect, & Rodent Control | | Total 10,226,893 | | Cancelled, Abated or Adjusted (1985) | |
| Other Welfare Services | | ISSUED AND OUTSTANDING | | Transfers to Foreclosed Property | |
| RECREATION and CONSERVATION | | School 829,904.47 | | Balance December 31, 1985 | 28,562.37 |
| Beaches and Boardwalks | 224,138.00 | Self-Liquidating 2,247,441.95 | | PROPERTY ACQUIRED BY DEED OR | |
| Parks, Playgrounds, Shade Trees | 8,745.00 | Other 5,591,582.99 | | FORECLOSURE | |
| Land Reclamation & Conservation | | Total 8,668,929.41 | | Balance January 1, 1985 | 34,221.00 |
| Other Recreational Services | 13,150.00 | EQUALIZED VALUATION BASIS FOR NET DEBT COMPUTATION 272,888,941 | | Transfers From Taxes or Liens | |
| EDUCATION (excluding schools) | | REAL PROPERTY VALUATIONS | | Sale for Cash (1985) | |
| Libraries | 63,734.00 | Code Class # of Parcels % VAL'N ASSESSED VALUATION | | Cancelled, Abated or Adjusted (1985) | |
| Other Educational Services | 6,484.00 | 1 Vacant Land 385 5.16 13,979,300.00 | | Balance December 31, 1985 | 34,221.00 |
| STATUTORY EXPENDITURES | | 2 Residential 2452 69.59 188,506,800.00 | | CURRENT FINANCES DECEMBER 31, 1985 | |
| Pensions & F. I. C. A. | 253,113.51 | 3 Farm 59,925,600.00 | | ASSETS | |
| Employee Fringe Benefits | 21,225.00 | 4a Commercial 211 22.12 59,925,600.00 | | Cash Dec. 31, 1985 | 1,356,221.65 |
| Other Statutory Expenditures | | 4b Industrial 1 .05 140,700.00 | | Taxes Receivable | 278,690.76 |
| CETA And Other Public Employment Programs | 3,443,256.84 | 4c Apartments 61 3.07 8,313,000.00 | | Tax Title Liens | 28,562.37 |
| MUNICIPAL FUNCTIONS TOTAL | 85,515.80 | Total 3110 270,865,400.00 | | Foreclosed Property | 34,221.00 |
| CAPITAL IMPROVEMENTS *MEMO* | | Land Area 2.54 Sq. Miles | | Emergencies & Other Deferred Charges | 45,444.48 |
| DEBT SERVICE | | Net Valuation Taxable-Municipal 272,238,486 | | State and Federal Aid Receivable | 1,520.79 |
| Principal Payments | 181,478.91 | Net Valuation Taxable-County 293,918,329 | | Other Receivables | 134,689.12 |
| Interest Payments | 233,005.86 | State Equalized Valuation 294,739,706 | | Total | 1,879,350.17 |
| DEFERRED CHARGES | 56,136.49 | State Equalization Ratio 92.33 | | LIABILITIES, RESERVES, AND SURPLUS | |
| SCHOOL, COUNTY, SPECIAL DISTRICT TAXES | 3,636,184.10 | | | Cash Liabilities | 546,175.73 |
| RESERVE FOR UNCOLLECTED TAXES | 345,000.00 | | | Reserves for Receivables | 476,163.25 |
| EXPENDITURES TOTAL | 7,895,062.20 | | | Surplus Dec. 31, 1985 | 857,011.19 |
| | | | | Total | 1,879,350.17 |

0503

Population 1980 255
 Population 1985 281
 S & P Rating
 Moody Rating

General Tax Rate Per \$100.

State Equalized Tax Rate

.94

.80

CAPE MAY POINT BORO. - CAPE MAY CO.

Form of Government:

Commission (1911)

Number of Members on Governing Body - 3

PER CAPITA:

Gross Debt 460.32
 Net Debt 184.52
 Debt Service 75.51
 Total Tax Levy 1,724.71
 Municipal Expenditures 1,170.45

PER CENT:

Gross Debt .24
 Net Debt .10
 Tax Levy Collected 94.32
 Tax Levy Cancelled, Abated or Adjusted

| EXPENDITURES | | REVENUES-REALIZED | | 1985 PROPERTY TAX | |
|---|------------|--|---------------|--|------------|
| GENERAL GOVERNMENT | | | | STATE EQUALIZED TAX RATE | |
| Governing Body & Public Boards | | | | Local District School Taxes | .07 |
| Municipal Clerk | 9,300.00 | 1985 Property Taxes Collected | 457,124.26 | Regional & Consolidated School Tax | |
| Financial Administration | 6,500.00 | 1985 Payments in Lieu of Taxes | | School Taxes in Municipal Budget | |
| Assessment of Taxes | 4,065.00 | Delinquent Tax & Lien Collections | 11,204.75 | County Taxes | .38 |
| Collection of Taxes | 10,524.00 | Business Personalty Replacement Taxes | 235.92 | County Library Taxes | .02 |
| Planning, Housing & Development | 2,895.54 | Taxes from Public Utilities | 22,076.00 | Local Municipal Purpose Taxes | .33 |
| Human Resources | | Other Miscellaneous Tax Revenues | | Veteran & Senior Citizen Taxes | |
| Elections | 500.00 | State Aid Revenues | 1,415.70 | Total Taxes for Rate Computation | .80 |
| General Administration (other) | 48,999.48 | Federal Aid Revenues | | Special District Taxes | |
| JUDICIARY | | State and Local Fiscal Assistance Act Utilized | 7,411.87 | Bank Corp. Taxes | |
| Municipal Courts | 6,550.00 | Sale of Acquired Property | | Added and Omitted Taxes | |
| PUBLIC SAFETY | | Other Miscellaneous Revenues | 67,969.56 | Total Taxes Levied - ABSTRACT | 4,067.42 |
| Fire Protection | 8,405.00 | Total | 567,438.06 | Total Taxes Billed | 484,643.89 |
| Police Protection | 44,950.00 | Prior Years Surplus Appropriated | 27,000.00 | 1985 TAXES COLLECTED | 457,124.26 |
| Civil Defense & Disaster Control | 700.00 | REVENUES TOTAL | 594,438.06 | 1985 Taxes Cancelled, Abated or Adjusted | |
| Environmental Inspection & Control | 9,630.93 | Reserve For Uncollected Taxes | 13,493.53 | Transfer to Tax Title Liens or Foreclosed | |
| Other Public Safety | | CAPITAL OUTLAY TOTAL | 37,362.51 | Balance Outstanding Dec. 31, 1985 | 27,519.63 |
| PUBLIC WORKS | | | | PRIOR YEARS TAXES OUTSTANDING | |
| Streets and Drainage | 42,211.87 | Public Enterprises | 33,281.88 | Balance January 1, 1985 | 13,010.41 |
| Sewers and Sewage Processing | | Recreation—Culture | | Collected in 1985 | 11,204.75 |
| Garbage and Trash Disposal | 25,000.00 | Public Works | 4,080.63 | Cancelled, Abated or Adjusted 1985 | 1.05 |
| Public Buildings and Grounds | 5,000.00 | Buildings and Grounds | | Transfers to Tax Title Liens or Foreclosed | |
| Other Public Works | | Library and Education | | Balance December 31, 1985 | 1,804.61 |
| HEALTH and WELFARE | | Conservation | | TAX TITLE LIENS OUTSTANDING | |
| Health Services Except Environmental | 175.00 | All Other | | Balance January 1, 1985 | |
| Welfare-Public Assistance | 900.00 | CAPITAL DEBT AUTHORIZED, DECEMBER 31, 1985 | | Transfer From Taxes | |
| Hospitals, Clinics, First Aid | 100.00 | ISSUED AND UNISSUED GROSS DEBT | | Redeemed in 1985 | |
| Animal, Insect, & Rodent Control | 125.00 | School | | Cancelled, Abated or Adjusted (1985) | |
| Other Welfare Services | | Self-liquidating | 77,500 | Transfers to Foreclosed Property | |
| RECREATION and CONSERVATION | | Other | 51,850 | Balance December 31, 1985 | |
| Beaches and Boardwalks | 44,923.70 | Total | 129,350 | PROPERTY ACQUIRED BY DEED OR | |
| Parks, Playgrounds, Shade Trees | | | | FORECLOSURE | |
| Land Reclamation & Conservation | 1,100.00 | ISSUED AND OUTSTANDING | | Balance January 1, 1985 | 13,575.00 |
| Other Recreational Services | | School | | Transfers From Taxes or Liens | |
| EDUCATION (excluding schools) | | Self-Liquidating | 40,000.00 | Sale for Cash (1985) | |
| Libraries | 100.00 | Other | 30,000.00 | Cancelled, Abated or Adjusted (1985) | |
| Other Educational Services | | Total | 70,000.00 | Balance December 31, 1985 | 13,575.00 |
| STATUTORY EXPENDITURES | | EQUALIZED VALUATION BASIS | | CURRENT FINANCES DECEMBER 31, 1985 | |
| Pensions & F. I. C. A. | 12,800.00 | FOR NET DEBT COMPUTATION | 54,444.153 | ASSETS | |
| Employee Fringe Benefits | | REAL PROPERTY VALUATIONS | | Cash Dec. 31, 1985 | 79,029.79 |
| Other Statutory Expenditures | 1,300.00 | Code Class # of Parcels % VAL'N | | Taxes Receivable | 29,324.24 |
| CETA And Other Public Employment Programs | | 1 Vacant Land 178 14.76 | 7,580,700.00 | Tax Title Liens | |
| MUNICIPAL FUNCTIONS TOTAL | 286,755.52 | 2 Residential 475 84.29 | 43,284,800.00 | Foreclosed Property | 13,575.00 |
| CAPITAL IMPROVEMENTS *MEMO* | | 3 Farm | | Emergencies & Other Deferred Charges | 13,673.65 |
| DEBT SERVICE | | 4a Commercial 2 .54 | 278,800.00 | State and Federal Aid Receivable | 61.40 |
| Principal Payments | 17,892.16 | 4b Industrial | | Other Receivables | 11,144.59 |
| Interest Payments | 3,326.21 | 4c Apartments 1 .41 | 208,100.00 | Total | 146,808.67 |
| | | Total 656 | 51,352,400.00 | LIABILITIES, RESERVES, AND SURPLUS | |
| DEFERRED CHARGES | 7,430.00 | Land Area .30 Sq. Miles | | Cash Liabilities | 73,809.06 |
| SCHOOL, COUNTY, SPECIAL DISTRICT TAXES | 283,292.19 | Net Valuation Taxable-Municipal | 51,408,858 | Reserves for Receivables | 54,043.83 |
| RESERVE FOR UNCOLLECTED TAXES | 13,493.53 | Net Valuation Taxable-County | 54,275,719 | Surplus Dec. 31, 1985 | 18,955.78 |
| EXPENDITURES TOTAL | 612,189.61 | State Equalized Valuation | 60,308,013 | Total | 146,808.67 |
| | | State Equalization Ratio | 85.23 | | |

0205
 Population 1980 6,166
 Population 1985 6,146
 S & P Rating
 Moody Rating AAA
 General Tax Rate Per \$100. 1.98
 State Equalized Tax Rate 1.31

CARLSTADT BOROUGH - BERGEN COUNTY
Form of Government:
Borough Council
Number of Members on Governing Body - 6

PER CAPITA:
 Gross Debt 1,377.63
 Net Debt 1,053.35
 Debt Service 124.10
 Total Tax Levy 1,533.92
 Municipal Expenditures 795.13
 PER CENT:
 Gross Debt 1.33
 Net Debt 1.02
 Tax Levy Collected 99.05
 Tax Levy Cancelled, Abated or Adjusted .04

| EXPENDITURES | | REVENUES-REALIZED | | 1985 PROPERTY TAX | |
|---|---------------|--|----------------|--|-------------------|
| GENERAL GOVERNMENT | | | | STATE EQUALIZED TAX RATE | |
| Governing Body & Public Boards | 24,083.35 | 1985 Property Taxes Collected | 9,315,512.78 | Local District School Taxes | .30 2,090,107.00 |
| Municipal Clerk | 54,012.98 | 1985 Payments in Lieu of Taxes | | Regional & Consolidated School Tax | .25 1,765,033.27 |
| Financial Administration | 26,065.00 | Delinquent Tax & Lien Collections | 124,205.02 | School Taxes in Municipal Budget | |
| Assessment of Taxes | 437,072.67 | Business Personalty Replacement Taxes | 349,043.56 | County Taxes | .39 2,726,203.93 |
| Collection of Taxes | 44,469.58 | Taxes from Public Utilities | 1,000,736.00 | County Library Taxes | |
| Planning, Housing & Development | 9,075.03 | Other Miscellaneous Tax Revenues | | Local Municipal Purpose Taxes | .36 2,538,613.64 |
| Human Resources | | State Aid Revenues | 46,178.70 | Veteran & Senior Citizen Taxes | 87,700.00 |
| Elections | 1,968.64 | Federal Aid Revenues | | Total Taxes for Rate Computation | 1.30 9,207,657.84 |
| General Administration (other) | 243,348.80 | State and Local Fiscal Assistance Act Utilized | 129,734.77 | Special District Taxes | |
| JUDICIARY * | | Sale of Acquired Property | | Bank Corp. Taxes | 50,585.45 |
| Municipal Courts | 32,600.00 | Other Miscellaneous Revenues | 575,855.31 | Added and Omitted Taxes | 256,906.96 |
| PUBLIC SAFETY | | Total | 11,541,266.14 | Total Taxes Levied - ABSTRACT | 9,427,450.25 |
| Fire Protection | 186,963.27 | Prior Years Surplus Appropriated | 449,000.00 | Total Taxes Billed | 9,404,393.89 |
| Police Protection | 1,048,940.46 | REVENUES TOTAL | 11,990,266.14 | 1985 TAXES COLLECTED | 9,315,512.78 |
| Civil Defense & Disaster Control | 1,550.00 | Reserve For Uncollected Taxes | 162,150.38 | 1985 Taxes Cancelled, Abated or Adjusted | 3,310.24 |
| Environmental Inspection & Control | 47,293.30 | CAPITAL OUTLAY TOTAL | 219,803.82 | Transfer to Tax Title Liens or Foreclosed | 6,355.80 |
| Other Public Safety | | | | Balance Outstanding Dec. 31, 1985 | 79,215.07 |
| PUBLIC WORKS | | | | PRIOR YEARS TAXES OUTSTANDING | |
| Streets and Drainage | 254,088.72 | Public Enterprises | | Balance January 1, 1985 | 117,435.93 |
| Sewers and Sewage Processing | 156,000.00 | Recreation—Culture | 10,503.16 | Collected in 1985 | 105,644.63 |
| Garbage and Trash Disposal | 257,872.19 | Public Works | 131,064.53 | Cancelled, Abated or Adjusted 1985 | |
| Public Buildings and Grounds | 232,563.42 | Buildings and Grounds | 78,236.13 | Transfers to Tax Title Liens or Foreclosed | |
| Other Public Works | 82,737.32 | Library and Education | | Balance December 31, 1985 | 11,791.30 |
| HEALTH and WELFARE | | Conservation | | TAX TITLE LIENS OUTSTANDING | |
| Health Services Except Environmental | 25,930.00 | All Other | | Balance January 1, 1985 | 62,008.92 |
| Welfare-Public Assistance | 3,609.00 | CAPITAL DEBT AUTHORIZED, DECEMBER 31, 1985 | | Transfer From Taxes | 6,355.80 |
| Hospitals, Clinics, First Aid | | ISSUED AND UNISSUED | | Redeemed in 1985 | 18,560.39 |
| Animal, Insect, & Rodent Control | | School | 1,825,387 | Cancelled, Abated or Adjusted (1985) | |
| Other Welfare Services | | Self-liquidating | | Transfers to Foreclosed Property | |
| RECREATION and CONSERVATION | | Other | 6,641,556 | Balance December 31, 1985 | 49,804.33 |
| Beaches and Boardwalks | | Total | 8,466,943 | PROPERTY ACQUIRED BY DEED OR | |
| Parks, Playgrounds, Shade Trees | | | | FORECLOSURE | |
| Land Reclamation & Conservation | | | | Balance January 1, 1985 | 300.00 |
| Other Recreational Services | 65,246.85 | ISSUED AND OUTSTANDING | | Transfers From Taxes or Liens | |
| EDUCATION (excluding schools) | | School | 1,825,387.03 | Sale for Cash (1985) | |
| Libraries | 187,414.00 | Self-Liquidating | | Cancelled, Abated or Adjusted (1985) | |
| Other Educational Services | | Other | 5,104,000.00 | Balance December 31, 1985 | 300.00 |
| STATUTORY EXPENDITURES | | Total | 6,929,387.03 | CURRENT FINANCES DECEMBER 31, 1985 | |
| Pensions & F. I. C. A. | 230,078.75 | EQUALIZED VALUATION BASIS | | ASSETS | |
| Employee Fringe Benefits | 169,300.00 | FOR NET DEBT COMPUTATION | 635,373.475 | Cash Dec. 31, 1985 | 1,251,044.24 |
| Other Statutory Expenditures | 24,000.00 | REAL PROPERTY VALUATIONS | | Taxes Receivable | 91,006.37 |
| CETA And Other Public Employment Programs | | Code Class # of Parcels % VAL'N | | Tax Title Liens | 49,804.33 |
| MUNICIPAL FUNCTIONS TOTAL | 3,846,283.33 | 1 Vacant Land 147 6.23 | 28,705,500.00 | Foreclosed Property | 300.00 |
| CAPITAL IMPROVEMENTS *MEMO* | 40,000.00 | 2 Residential 1469 18.87 | 86,868,300.00 | Emergencies & Other Deferred Charges | 6,735.44 |
| DEBT SERVICE | | 3 Farm 1 | 12,500.00 | State and Federal Aid Receivable | 82.53 |
| Principal Payments | 328,400.00 | 4a Commercial 147 14.24 | 65,567,400.00 | Other Receivables | 118,968.92 |
| Interest Payments | 434,323.50 | 4b Industrial 273 60.11 | 276,775,400.00 | Total | 1,517,941.83 |
| | | 4c Apartments 14 .55 | 2,528,500.00 | LIABILITIES, RESERVES, AND SURPLUS | |
| DEFERRED CHARGES | 115,708.17 | Total 2051 | 460,457,600.00 | Cash Liabilities | 546,121.04 |
| SCHOOL, COUNTY, SPECIAL DISTRICT TAXES | 6,581,344.20 | Land Area 4.20 Sq. Miles | | Reserves for Receivables | 260,079.62 |
| RESERVE FOR UNCOLLECTED TAXES | 162,150.38 | Net Valuation Taxable-Municipal | 461,994,289 | Surplus Dec. 31, 1985 | 711,741.17 |
| EXPENDITURES TOTAL | 11,468,209.58 | Net Valuation Taxable-County | 675,784,680 | Total | 1,517,941.83 |
| | | State Equalized Valuation | 699,802,158 | | |
| | | State Equalization Ratio | 65.95 | | |

1713

Population 1980 **8,396**
 Population 1985 **8,671**
 S & P Rating
 Moody Rating

General Tax Rate Per \$100.

5.07

State Equalized Tax Rate

2.62

CARNEYS POINT TWP. - SALEM COUNTY**Form of Government:****Township Committee****Number of Members on Governing Body - 5**

PER CAPITA:

Gross Debt **163.52**
 Net Debt **94.33**
 Debt Service **10.84**
 Total Tax Levy **426.92**
 Municipal Expenditures **260.55**

PER CENT:

Gross Debt **1.09**
 Net Debt **.63**
 Tax Levy Collected **89.32**
 Tax Levy Cancelled, Abated or Adjusted **.39**

| EXPENDITURES | | REVENUES-REALIZED | | 1985 PROPERTY TAX | |
|---|--------------|--|--------------------|--|-------------------|
| GENERAL GOVERNMENT | | | | STATE EQUALIZED TAX RATE | |
| Governing Body & Public Boards | 7,500.00 | 1985 Property Taxes Collected | 3,299,769.90 | Local District School Taxes | |
| Municipal Clerk | 10,400.00 | 1985 Payments in Lieu of Taxes | | Regional & Consolidated School Tax | 1.53 2,134,160.66 |
| Financial Administration | 51,150.00 | Delinquent Tax & Lien Collections | 344,732.08 | School Taxes in Municipal Budget | |
| Assessment of Taxes | 14,555.00 | Business Personalty Replacement Taxes | 276,991.53 | County Taxes | .76 1,062,083.37 |
| Collection of Taxes | 31,600.00 | Taxes from Public Utilities | 539,596.00 | County Library Taxes | |
| Planning, Housing & Development | 18,410.00 | Other Miscellaneous Tax Revenues | | Local Municipal Purpose Taxes | .33 458,194.09 |
| Human Resources | | State Aid Revenues | 59,847.19 | Veteran & Senior Citizen Taxes | |
| Elections | | Federal Aid Revenues | | Total Taxes for Rate Computation | 2.62 3,744,938.12 |
| General Administration (other) | 126,217.40 | State and Local Fiscal Assistance Act Utilized | 47,212.66 | Special District Taxes | |
| JUDICIARY | | Sale of Acquired Property | | Bank Corp. Taxes | 8,928.50 |
| Municipal Courts | 59,500.00 | Other Miscellaneous Revenues | 467,239.46 | Added and Omitted Taxes | 38,433.18 |
| PUBLIC SAFETY | | Total | 5,035,388.82 | Total Taxes Levied - ABSTRACT | 3,701,799.80 |
| Fire Protection | 45,000.00 | Prior Years Surplus Appropriated | 200,000.00 | Total Taxes Billed | 3,694,242.24 |
| Police Protection | 632,695.24 | REVENUES TOTAL | 5,235,388.82 | 1985 TAXES COLLECTED | 3,299,769.90 |
| Civil Defense & Disaster Control | 240.00 | Reserve For Uncollected Taxes | 476,109.28 | 1985 Taxes Cancelled, Abated or Adjusted | 14,463.76 |
| Environmental Inspection & Control | 28,750.00 | CAPITAL OUTLAY TOTAL | 28,875.68 | Transfer to Tax Title Liens or Foreclosed | 42,979.16 |
| Other Public Safety | | | | Balance Outstanding Dec. 31, 1985 | 337,029.42 |
| PUBLIC WORKS | | | | PRIOR YEARS TAXES OUTSTANDING | |
| Streets and Drainage | 197,242.50 | Public Enterprises | | Balance January 1, 1985 | 329,181.65 |
| Sewers and Sewage Processing | 200.00 | Recreation—Culture | | Collected in 1985 | 313,268.56 |
| Garbage and Trash Disposal | 240,231.49 | Public Works | 28,875.68 | Cancelled, Abated or Adjusted 1985 | |
| Public Buildings and Grounds | 32,200.00 | Buildings and Grounds | | Transfers to Tax Title Liens or Foreclosed | 9,306.28 |
| Other Public Works | | Library and Education | | Balance December 31, 1985 | 6,606.81 |
| HEALTH and WELFARE | | Conservation | | TAX TITLE LIENS OUTSTANDING | |
| Health Services Except Environmental | 3,100.00 | All Other | | Balance January 1, 1985 | 124,118.33 |
| Welfare-Public Assistance | 6,150.00 | CAPITAL DEBT AUTHORIZED, DECEMBER 31, 1985 | | Transfer From Taxes | 52,285.44 |
| Hospitals, Clinics, First Aid | 2,400.00 | ISSUED AND UNISSUED GROSS DEBT | | Redeemed in 1985 | 31,463.52 |
| Animal, Insect, & Rodent Control | 3,900.00 | School | 599,957 | Cancelled, Abated or Adjusted (1985) | |
| Other Welfare Services | | Self-liquidating | | Transfers to Foreclosed Property | |
| RECREATION and CONSERVATION | | Other | 817,910 | Balance December 31, 1985 | 144,940.25 |
| Beaches and Boardwalks | | Total | 1,417,867 | PROPERTY ACQUIRED BY DEED OR | |
| Parks, Playgrounds, Shade Trees | 200.00 | | | FORECLOSURE | |
| Land Reclamation & Conservation | | ISSUED AND OUTSTANDING | | Balance January 1, 1985 | 48,900.00 |
| Other Recreational Services | 3,000.00 | School | 599,957.98 | Transfers From Taxes or Liens | |
| EDUCATION (excluding schools) | | Self-Liquidating | | Sale for Cash (1985) | |
| Libraries | 1,000.00 | Other | 808,990.00 | Cancelled, Abated or Adjusted (1985) | |
| Other Educational Services | | Total | 1,408,947.98 | Balance December 31, 1985 | 48,900.00 |
| STATUTORY EXPENDITURES | | EQUALIZED VALUATION BASIS | | CURRENT FINANCES DECEMBER 31, 1985 | |
| Pensions & F. I. C. A. | 100,373.69 | FOR NET DEBT COMPUTATION | 129,935,473 | ASSETS | |
| Employee Fringe Benefits | 59,200.00 | REAL PROPERTY VALUATIONS | | Cash Dec. 31, 1985 | 445,196.80 |
| Other Statutory Expenditures | 1,250.00 | Code Class # of Parcels % VAL'N | ASSESSED VALUATION | Taxes Receivable | 343,636.23 |
| CETA And Other Public Employment Programs | | 1 Vacant Land 168 2.18 | 890,600.00 | Tax Title Liens | 144,940.25 |
| MUNICIPAL FUNCTIONS TOTAL | 1,676,465.32 | 2 Residential 615 46.61 | 19,061,300.00 | Foreclosed Property | 48,900.00 |
| CAPITAL IMPROVEMENTS *MEMO* | 20,500.00 | 3 Farm 915 41.50 | 16,970,000.00 | Emergencies & Other Deferred Charges | 31.49 |
| DEBT SERVICE | | 4a Commercial 59 9.72 | 3,973,000.00 | State and Federal Aid Receivable | |
| Principal Payments | 44,400.00 | 4b Industrial | | Other Receivables | |
| Interest Payments | 49,558.16 | 4c Apartments | | Total | 27,861.14 |
| DEFERRED CHARGES | 12,695.57 | Total | 40,894,900.00 | LIABILITIES, RESERVES, AND SURPLUS | |
| SCHOOL, COUNTY, SPECIAL DISTRICT TAXES | 3,196,244.03 | Land Area 17.90 Sq. Miles | | Cash Liabilities | 178,754.86 |
| RESERVE FOR UNCOLLECTED TAXES | 476,109.28 | Net Valuation Taxable-Municipal | 72,106,667 | Reserves for Receivables | 565,337.62 |
| EXPENDITURES TOTAL | 5,455,472.36 | Net Valuation Taxable-County | 139,479,759 | Surplus Dec. 31, 1985 | 266,473.43 |
| | | State Equalized Valuation | 138,954,283 | Total | 1,010,565.91 |
| | | State Equalization Ratio | 51.62 | | |

1201
Population 1980 20,598
Population 1985 19,764
S & P Rating
Moody Rating A

General Tax Rate Per \$100. 4.04
State Equalized Tax Rate 2.62

CARTERET BOROUGH - MIDDLESEX CO.
Form of Government:
Borough Council
Number of Members on Governing Body - 6

PER CAPITA:
Gross Debt 187.47
Net Debt 153.97
Debt Service 21.18
Total Tax Levy 704.40
Municipal Expenditures 417.14
PER CENT:
Gross Debt .76
Net Debt .62
Tax Levy Collected 97.30
Tax Levy Cancelled, Abated or Adjusted .23

| EXPENDITURES | | REVENUES-REALIZED | | 1985 PROPERTY TAX | |
|---|---------------|--|---------------|--|---------------|
| GENERAL GOVERNMENT | | | | STATE EQUALIZED TAX RATE | |
| Governing Body & Public Boards | | 1985 Property Taxes Collected | 13,549,175.57 | Local District School Taxes 1.35 | 7,153,358.08 |
| Municipal Clerk | 16,000.00 | 1985 Payments in Lieu of Taxes | 245,405.00 | Regional & Consolidated School Tax | |
| Financial Administration | 25,000.00 | Delinquent Tax & Lien Collections | 374,542.50 | School Taxes in Municipal Budget | |
| Assessment of Taxes | 100,000.00 | Business Personalty Replacement Taxes | 893,875.92 | County Taxes | 3,353,501.59 |
| Collection of Taxes | 6,300.00 | Taxes from Public Utilities | 1,302,803.00 | County Library Taxes | |
| Planning, Housing & Development | 227,404.75 | Other Miscellaneous Tax Revenues | 493,214.54 | Local Municipal Purpose Taxes | 3,371,087.46 |
| Human Resources | 11,200.00 | Federal Aid Revenues | 245,623.01 | Veteran & Senior Citizen Taxes | 305,500.00 |
| Elections | 550,200.00 | State and Local Fiscal Assistance Act Utilized | 674,084.26 | Total Taxes for Rate Computation | 14,183,447.13 |
| General Administration (other) | 79,500.00 | Sale of Acquired Property | 900,000.00 | Special District Taxes | 7,323.16 |
| JUDICIARY | | Other Miscellaneous Revenues | 17,778,723.80 | Bank Corp. Taxes | 36,481.89 |
| Municipal Courts | 758,000.00 | Total | 18,678,723.80 | Added and Omitted Taxes | 13,921,752.18 |
| PUBLIC SAFETY | | Prior Years Surplus Appropriated | 499,747.06 | Total Taxes Levied - ABSTRACT | 13,924,694.66 |
| Fire Protection | 1,773,749.83 | REVENUES | 317,183.11 | Total Taxes Billed | 13,549,175.57 |
| Police Protection | 4,500.00 | Reserve For Uncollected Taxes | 250,700.06 | 1985 TAXES COLLECTED | 31,736.11 |
| Civil Defense & Disaster Control | 60,500.00 | CAPITAL OUTLAY | 66,483.05 | 1985 Taxes Cancelled, Abated or Adjusted | 43,527.96 |
| Environmental Inspection & Control | | Public Enterprises | | Transfer to Tax Title Liens or Foreclosed | 300,255.02 |
| Other Public Safety | | Recreation—Culture | | Balance Outstanding Dec. 31, 1985 | |
| PUBLIC WORKS | | Public Works | | PRIOR YEARS TAXES OUTSTANDING | |
| Streets and Drainage | 474,800.00 | Buildings and Grounds | | Balance January 1, 1985 | 411,245.71 |
| Sewers and Sewage Processing | 510,100.00 | Library and Education | | Collected in 1985 | 314,799.59 |
| Garbage and Trash Disposal | 426,000.00 | Conservation | | Cancelled, Abated or Adjusted 1985 | 3,649.23 |
| Public Buildings and Grounds | 277,000.00 | All Other | | Transfers to Tax Title Liens or Foreclosed | 18,912.74 |
| Other Public Works | | | | Balance December 31, 1985 | 73,884.15 |
| HEALTH and WELFARE | | | | TAX TITLE LIENS OUTSTANDING | |
| Health Services Except Environmental | 135,500.00 | | | Balance January 1, 1985 | 206,876.99 |
| Welfare-Public Assistance | 59,900.00 | | | Transfer From Taxes | 64,766.51 |
| Hospitals, Clinics, First Aid | | | | Redeemed in 1985 | 59,742.91 |
| Animal, Insect, & Rodent Control | | | | Cancelled, Abated or Adjusted (1985) | |
| Other Welfare Services | | | | Transfers to Foreclosed Property | |
| RECREATION and CONSERVATION | | | | Balance December 31, 1985 | 211,900.59 |
| Beaches and Boardwalks | 259,000.00 | | | PROPERTY ACQUIRED BY DEED OR | |
| Parks, Playgrounds, Shade Trees | 24,000.00 | | | FORECLOSURE | |
| Land Reclamation & Conservation | 165,500.00 | | | Balance January 1, 1985 | 1,108,000.00 |
| Other Recreational Services | | | | Transfers From Taxes or Liens | |
| EDUCATION (excluding schools) | | | | Sale for Cash (1985) | |
| Libraries | 147,500.00 | | | Cancelled, Abated or Adjusted (1985) | |
| Other Educational Services | | | | Balance December 31, 1985 | 1,108,000.00 |
| STATUTORY EXPENDITURES | | | | CURRENT FINANCES DECEMBER 31, 1985 | |
| Pensions & F. I. C. A. | 616,196.00 | | | ASSETS | |
| Employee Fringe Benefits | 485,000.00 | | | Cash Dec. 31, 1985 | 1,762,622.71 |
| Other Statutory Expenditures | 5,000.00 | | | Taxes Receivable | 374,139.17 |
| CETA And Other Public Employment Programs | | | | Tax Title Liens | 211,900.59 |
| MUNICIPAL FUNCTIONS | | | | Foreclosed Property | 1,108,000.00 |
| CAPITAL IMPROVEMENTS | 7,197,850.58 | | | Emergencies & Other Deferred Charges | 123,005.75 |
| DEBT SERVICE | 50,000.00 | | | State and Federal Aid Receivable | 112,079.81 |
| Principal Payments | 240,000.00 | | | Other Receivables | 299.53 |
| Interest Payments | 178,595.31 | | | Total | 3,692,047.56 |
| DEFERRED CHARGES | 128,146.00 | | | LIABILITIES, RESERVES, AND SURPLUS | |
| SCHOOL, COUNTY, SPECIAL DISTRICT TAXES | 10,506,859.67 | | | Cash Liabilities | 839,247.91 |
| RESERVE FOR UNCOLLECTED TAXES | 499,747.06 | | | Reserves for Receivables | 1,694,339.29 |
| EXPENDITURES | 18,751,198.62 | | | Surplus Dec. 31, 1985 | 1,158,460.36 |
| | | | | Total | 3,692,047.56 |

0704
 Population 1980 **12,600**
 Population 1985 **12,613**
 S & P Rating
 Moody Rating **A**

General Tax Rate Per \$100. **4.45**
 State Equalized Tax Rate **2.34**

CEDAR GROVE TOWNSHIP – ESSEX CO.
Form of Government:
Council-Manager Plan B (OMCL 50)
Number of Members on Governing Body – 5

PER CAPITA:
 Gross Debt **268.84**
 Net Debt **255.41**
 Debt Service **22.07**
 Total Tax Levy **943.84**
 Municipal Expenditures **319.54**

PER CENT:
 Gross Debt **.77**
 Net Debt **.73**
 Tax Levy Collected **98.14**
 Tax Levy Cancelled, Abated or Adjusted

| EXPENDITURES | | REVENUES-REALIZED | | 1985 PROPERTY TAX | |
|--|---------------|--|--|---|---------------|
| GENERAL GOVERNMENT | | | | STATE EQUALIZED TAX RATE 1.18 | |
| Governing Body & Public Boards | 8,120.00 | 1985 Property Taxes Collected | | Local District School Taxes | 5,799,405.00 |
| Municipal Clerk | 67,618.00 | 1985 Payments in Lieu of Taxes | | Regional & Consolidated School Tax | |
| Financial Administration | 78,519.00 | Delinquent Tax & Lien Collections | | School Taxes in Municipal Budget | |
| Assessment of Taxes | 43,135.00 | Business Personalty Replacement Taxes | | County Taxes | 4,237,497.76 |
| Collection of Taxes | 55,347.00 | Taxes from Public Utilities | | County Library Taxes | |
| Planning, Housing & Development | 30,203.00 | Other Miscellaneous Tax Revenues | | Local Municipal Purpose Taxes | 1,474,569.23 |
| Human Resources | 40,688.00 | State Aid Revenues | | Veteran & Senior Citizen Taxes | 104,750.00 |
| Elections | 11,876.00 | Federal Aid Revenues | | Total Taxes for Rate Computation | 11,616,221.99 |
| General Administration (other) | 342,260.00 | State and Local Fiscal Assistance Act Utilized | | Special District Taxes | 232,900.00 |
| JUDICIARY | 68,961.00 | Sale of Acquired Property | | Bank Corp. Taxes | 31,584.88 |
| Municipal Courts | | Other Miscellaneous Revenues | | Added and Omitted Taxes | 128,667.94 |
| PUBLIC SAFETY | 147,549.00 | Total | | Total Taxes Levied - ABSTRACT | 11,904,624.81 |
| Fire Protection | 1,058,517.08 | Prior Years Surplus Appropriated | | Total Taxes Billed | 11,877,678.08 |
| Police Protection | 10,368.00 | REVENUES TOTAL | | 1985 TAXES COLLECTED | 11,656,519.23 |
| Civil Defense & Disaster Control | 51,163.00 | Reserve For Uncollected Taxes | | 1985 Taxes Cancelled, Abated or Adjusted | 1,970.36 |
| Environmental Inspection & Control | | CAPITAL OUTLAY TOTAL | | Transfer to Tax Title Liens or Foreclosed Balance Outstanding Dec. 31, 1985 | 219,188.49 |
| Other Public Safety | | | | PRIOR YEARS TAXES OUTSTANDING | |
| PUBLIC WORKS | 602,947.00 | Public Enterprises | | Balance January 1, 1985 | 177,365.49 |
| Streets and Drainage | | Recreation—Culture | | Collected in 1985 | 176,727.99 |
| Sewers and Sewage Processing | 100.00 | Public Works | | Cancelled, Abated or Adjusted 1985 | |
| Garbage and Trash Disposal | 155,781.00 | Buildings and Grounds | | Transfers to Tax Title Liens or Foreclosed Balance December 31, 1985 | 637.50 |
| Public Buildings and Grounds | 7,786.31 | Library and Education | | TAX TITLE LIENS OUTSTANDING | |
| Other Public Works | | Conservation | | Balance January 1, 1985 | 15,232.05 |
| HEALTH and WELFARE | 47,454.00 | All Other | | Transfer From Taxes | 2,679.17 |
| Health Services Except Environmental | 5,502.00 | CAPITAL DEBT AUTHORIZED, DECEMBER 31, 1985 | | Redeemed in 1985 | 5,717.73 |
| Welfare-Public Assistance | | ISSUED AND UNISSUED GROSS DEBT NET DEBT | | Cancelled, Abated or Adjusted (1985) | |
| Hospitals, Clinics, First Aid | | School 69,000 | | Transfers to Foreclosed Property | |
| Animal, Insect, & Rodent Control | | Self-liquidating 1,958,500 | | Balance December 31, 1985 | 12,193.49 |
| Other Welfare Services | | Other 1,363,375 | | PROPERTY ACQUIRED BY DEED OR FORECLOSURE | |
| RECREATION and CONSERVATION | 99,650.00 | Total 3,390,875 | | Balance January 1, 1985 | 377,900.00 |
| Beaches and Boardwalks | 175.00 | ISSUED AND OUTSTANDING | | Transfers From Taxes or Liens | |
| Parks, Playgrounds, Shade Trees | 164,290.00 | School 69,000.00 | | Sale for Cash (1985) | |
| Land Reclamation & Conservation | | Self-Liquidating 1,323,500.00 | | Cancelled, Abated or Adjusted (1985) | |
| Other Recreational Services | | Other 748,550.00 | | Balance December 31, 1985 | 377,900.00 |
| EDUCATION (excluding schools) | 206,978.00 | Total 2,141,050.00 | | CURRENT FINANCES DECEMBER 31, 1985 | |
| Libraries | | EQUALIZED VALUATION BASIS FOR NET DEBT COMPUTATION | | ASSETS | |
| Other Educational Services | | REAL PROPERTY VALUATIONS | | Cash Dec. 31, 1985 | 6,587,798.28 |
| STATUTORY EXPENDITURES | 261,106.00 | Code Class # of Parcels % VAL'N | | Taxes Receivable | 219,188.49 |
| Pensions & F. I. C. A. | 129,939.00 | 1 Vacant Land 361 5.30 | | Tax Title Liens | 12,193.49 |
| Employee Fringe Benefits | | 2 Residential 3272 71.68 | | Foreclosed Property | 377,900.00 |
| Other Statutory Expenditures | | 3 Farm 5 .15 | | Emergencies & Other Deferred Charges | |
| CETA And Other Public Employment Programs | 3,696,032.39 | 4a Commercial 127 12.41 | | State and Federal Aid Receivable | 12,518.63 |
| MUNICIPAL FUNCTIONS | 10,000.00 | 4b Industrial 41 7.31 | | Other Receivables | 29,479.83 |
| CAPITAL IMPROVEMENTS | *MEMO* | 4c Apartments 6 3.15 | | Total | 7,239,078.72 |
| DEBT SERVICE | 225,000.00 | Total 3812 | | LIABILITIES, RESERVES, AND SURPLUS | |
| Principal Payments | 53,389.80 | Land Area 4.50 Sq. Miles | | Cash Liabilities | 5,284,476.94 |
| Interest Payments | | Net Valuation Taxable-Municipal | | Reserves for Receivables | 609,574.81 |
| DEFERRED CHARGES | 55,895.25 | Net Valuation Taxable-County | | Surplus Dec. 31, 1985 | 1,345,026.97 |
| SCHOOL, COUNTY, SPECIAL DISTRICT TAXES | 10,269,802.76 | State Equalized Valuation | | Total | 7,239,078.72 |
| RESERVE FOR UNCOLLECTED TAXES | | State Equalization Ratio | | | |
| EXPENDITURES TOTAL | 14,300,120.20 | | | | |

1404
Population 1980 8,537
Population 1985 8,282
S & P Rating
Moody Rating AA

General Tax Rate Per \$100. 2.71
State Equalized Tax Rate 1.93

CHATHAM BOROUGH – MORRIS COUNTY
Form of Government:
Borough Council
Number of Members on Governing Body – 6

PER CAPITA:
Gross Debt 352.24
Net Debt 270.45
Debt Service 26.76
Total Tax Levy 1,054.75
Municipal Expenditures 437.33
PER CENT:
Gross Debt .74
Net Debt .57
Tax Levy Collected 97.45
Tax Levy Cancelled, Abated or Adjusted

| EXPENDITURES | | REVENUES-REALIZED | | 1985 PROPERTY TAX | |
|---|---------------|--|--|--|-------------------|
| GENERAL GOVERNMENT | | | | STATE EQUALIZED TAX RATE 1.23 | |
| Governing Body & Public Boards | | 1985 Property Taxes Collected 8,468,128.50 | | Local District School Taxes | 5,482,124.00 |
| Municipal Clerk | 8,600.00 | 1985 Payments in Lieu of Taxes | | Regional & Consolidated School Tax | |
| Financial Administration | 23,135.00 | Delinquent Tax & Lien Collections 153,419.53 | | School Taxes in Municipal Budget | |
| Assessment of Taxes | 31,180.00 | Business Personalty Replacement Taxes 120,077.40 | | County Taxes | 1,584,646.23 |
| Collection of Taxes | 25,482.00 | Taxes from Public Utilities 502,269.00 | | County Library Taxes | |
| Planning, Housing & Development | | Other Miscellaneous Tax Revenues | | Local Municipal Purpose Taxes | 1,541,818.72 |
| Human Resources | | State Aid Revenues 88,902.99 | | Veteran & Senior Citizen Taxes | 61,600.00 |
| Elections | | Federal Aid Revenues | | Total Taxes for Rate Computation | 1.93 8,670,188.95 |
| General Administration (other) | 322,419.19 | State and Local Fiscal Assistance Act Utilized | | Special District Taxes | |
| JUDICIARY - | | Sale of Acquired Property | | Bank Corp. Taxes | 64,075.29 |
| Municipal Courts | 42,132.00 | Other Miscellaneous Revenues | | Added and Omitted Taxes | 62,773.92 |
| PUBLIC SAFETY | | Total 9,979,113.77 | | Total Taxes Levied - ABSTRACT | 8,735,438.16 |
| Fire Protection | 75,624.00 | Prior Years Surplus Appropriated | | Total Taxes Billed | 8,689,840.14 |
| Police Protection | 807,111.21 | REVENUES TOTAL 11,124,113.77 | | 1985 TAXES COLLECTED | 8,468,128.50 |
| Civil Defense & Disaster Control | 2,425.00 | Reserve For Uncollected Taxes | | 1985 Taxes Cancelled, Abated or Adjusted | |
| Environmental Inspection & Control | 33,940.00 | CAPITAL OUTLAY TOTAL 1,002,379.51 | | Transfer to Tax Title Liens or Foreclosed | 3,349.56 |
| Other Public Safety | | Public Enterprises 45,047.85 | | Balance Outstanding Dec. 31, 1985 | 218,362.08 |
| PUBLIC WORKS | | Recreation—Culture 8,621.79 | | PRIOR YEARS TAXES OUTSTANDING | |
| Streets and Drainage | 466,575.26 | Public Works 189,504.55 | | Balance January 1, 1985 | 157,941.17 |
| Sewers and Sewage Processing | 207,138.00 | Buildings and Grounds 38,834.84 | | Collected in 1985 | 153,419.53 |
| Garbage and Trash Disposal | | Library and Education 720,370.48 | | Cancelled, Abated or Adjusted 1985 | 843.16 |
| Public Buildings and Grounds | 41,573.00 | Conservation | | Transfers to Tax Title Liens or Foreclosed | 2,044.45 |
| Other Public Works | | All Other | | Balance December 31, 1985 | 1,634.03 |
| HEALTH and WELFARE | | CAPITAL DEBT AUTHORIZED, DECEMBER 31, 1985 | | TAX TITLE LIENS OUTSTANDING | |
| Health Services Except Environmental | 19,291.00 | ISSUED AND UNISSUED GROSS DEBT NET DEBT | | Balance January 1, 1985 | 12,183.68 |
| Welfare-Public Assistance | 2,260.00 | School 600,000 | | Transfer From Taxes | 5,742.97 |
| Hospitals, Clinics, First Aid | | Self-liquidating 2,317,287 | | Redeemed in 1985 | |
| Animal, Insect, & Rodent Control | 3,800.00 | Other 2,917,287 | | Cancelled, Abated or Adjusted (1985) | |
| Other Welfare Services | | Total 2,917,287 | | Transfers to Foreclosed Property | |
| RECREATION and CONSERVATION | | ISSUED AND OUTSTANDING | | Balance December 31, 1985 | 17,926.65 |
| Beaches and Boardwalks | | School | | PROPERTY ACQUIRED BY DEED OR | |
| Parks, Playgrounds, Shade Trees | 41,061.00 | Self-Liquidating | | FORECLOSURE | |
| Land Reclamation & Conservation | 10,119.84 | Other | | Balance January 1, 1985 | 35,050.00 |
| Other Recreational Services | 48,180.00 | Total | | Transfers From Taxes or Liens | |
| EDUCATION (excluding schools) | | EQUALIZED VALUATION BASIS | | Sale for Cash (1985) | |
| Libraries | 186,176.00 | FOR NET DEBT COMPUTATION | | Cancelled, Abated or Adjusted (1985) | |
| Other Educational Services | | REAL PROPERTY VALUATIONS | | Balance December 31, 1985 | 35,050.00 |
| STATUTORY EXPENDITURES | | Code Class # of Parcels % VAL'N ASSESSED VALUATION | | CURRENT FINANCES DECEMBER 31, 1985 | |
| Pensions & F. I. C. A. | 236,502.70 | 1 Vacant Land 90 1.28 4,055,500.00 | | ASSETS | |
| Employee Fringe Benefits | 72,730.00 | 2 Residential 2541 78.85 250,344,300.00 | | Cash Dec. 31, 1985 | 2,489,221.14 |
| Other Statutory Expenditures | 500.00 | 3 Farm 1 3,500.00 | | Taxes Receivable | 219,996.11 |
| CETA And Other Public Employment Programs | | 4a Commercial 149 15.41 48,933,200.00 | | Tax Title Liens | 17,926.65 |
| MUNICIPAL FUNCTIONS TOTAL | 2,707,955.20 | 4b Industrial 27 1.46 4,632,300.00 | | Foreclosed Property | 35,050.00 |
| CAPITAL IMPROVEMENTS *MEMO* | 150,164.00 | 4c Apartments 11 3.00 9,528,756.00 | | Emergencies & Other Deferred Charges | |
| DEBT SERVICE | | Total 2819 317,497,556.00 | | State and Federal Aid Receivable | 4,130.18 |
| Principal Payments | 92,500.00 | Land Area 2.35 Sq. Miles | | Other Receivables | 2,031.28 |
| Interest Payments | 129,095.07 | Net Valuation Taxable-Municipal | | Total | 2,768,355.36 |
| DEFERRED CHARGES | | Net Valuation Taxable-County | | LIABILITIES, RESERVES, AND SURPLUS | |
| SCHOOL, COUNTY, SPECIAL DISTRICT TAXES | 7,066,770.23 | State Equalized Valuation | | Cash Liabilities | 1,258,802.32 |
| RESERVE FOR UNCOLLECTED TAXES | 692,398.33 | State Equalization Ratio | | Reserves for Receivables | 275,004.04 |
| EXPENDITURES TOTAL | 10,688,718.83 | | | Surplus Dec. 31, 1985 | 1,234,549.00 |
| | | | | Total | 2,768,355.36 |

1405
 Population 1980 **8,883**
 Population 1985 **9,099**
 S & P Rating
 Moody Rating **A1**

General Tax Rate Per \$100. **2.75**
 State Equalized Tax Rate **1.84**

CHATHAM TOWNSHIP – MORRIS COUNTY
Form of Government:
Township Committee
Number of Members on Governing Body – 5

PER CAPITA:
 Gross Debt **676.77**
 Net Debt **288.16**
 Debt Service **23.88**
 Total Tax Levy **1,144.67**
 Municipal Expenditures **451.89**

PER CENT:
 Gross Debt **1.27**
 Net Debt **.54**
 Tax Levy Collected **97.76**
 Tax Levy Cancelled, Abated or Adjusted **.09**

| EXPENDITURES | | REVENUES-REALIZED | | 1985 PROPERTY TAX | |
|---|----------------------|--|-----------------------|--|----------------------|
| GENERAL GOVERNMENT | | | | STATE EQUALIZED TAX RATE 1.13 | |
| Governing Body & Public Boards | | 1985 Property Taxes Collected | 10,169,859.74 | Local District School Taxes | 6,133,014.93 |
| Municipal Clerk | | 1985 Payments in Lieu of Taxes | | Regional & Consolidated School Tax | |
| Financial Administration | | Delinquent Tax & Lien Collections | 194,954.33 | School Taxes in Municipal Budget | |
| Assessment of Taxes | 17,000.00 | Business Personalty Replacement Taxes | 32,063.88 | County Taxes | .35 |
| Collection of Taxes | 32,100.00 | Taxes from Public Utilities | 756,431.00 | County Library Taxes | |
| Planning, Housing & Development | 45,508.75 | Other Miscellaneous Tax Revenues | | Local Municipal Purpose Taxes | .36 |
| Human Resources | 12,751.20 | State Aid Revenues | 75,359.64 | Veteran & Senior Citizen Taxes | 45,800.00 |
| Elections | 2,176.84 | Federal Aid Revenues | | Total Taxes for Rate Computation | 1.84 |
| General Administration (other) | 684,933.39 | State and Local Fiscal Assistance Act Utilized | 36,737.13 | Special District Taxes | |
| JUDICIARY | | Sale of Acquired Property | | Bank Corp. Taxes | 17,019.89 |
| Municipal Courts | 40,420.00 | Other Miscellaneous Revenues | 643,466.29 | Added and Omitted Taxes | 394,458.26 |
| PUBLIC SAFETY | | Total | 11,908,872.01 | Total Taxes Levied - ABSTRACT | 10,415,378.92 |
| Fire Protection | 101,323.16 | Prior Years Surplus Appropriated | 650,000.00 | Total Taxes Billed | 10,403,186.32 |
| Police Protection | 975,750.81 | REVENUES TOTAL | 12,558,872.01 | 1985 TAXES COLLECTED | 10,169,859.74 |
| Civil Defense & Disaster Control | 13,500.00 | Reserve For Uncollected Taxes | 595,956.75 | 1985 Taxes Cancelled, Abated or Adjusted | 9,808.44 |
| Environmental Inspection & Control | 59,106.00 | CAPITAL OUTLAY TOTAL | 561,145.32 | Transfer to Tax Title Liens or Foreclosed | 11,415.25 |
| Other Public Safety | | Public Enterprises | 44,479.44 | Balance Outstanding Dec. 31, 1985 | 212,102.89 |
| PUBLIC WORKS | | Recreation—Culture | | PRIOR YEARS TAXES OUTSTANDING | |
| Streets and Drainage | 721,000.00 | Public Works | 412,724.99 | Balance January 1, 1985 | 200,725.75 |
| Sewers and Sewage Processing | 1,500.00 | Buildings and Grounds | 103,940.89 | Collected in 1985 | 194,954.33 |
| Public Buildings and Grounds | 20,253.13 | Library and Education | | Cancelled, Abated or Adjusted 1985 | 3,847.24 |
| Other Public Works | | Conservation | | Transfers to Tax Title Liens or Foreclosed | |
| HEALTH and WELFARE | | All Other | | Balance December 31, 1985 | 1,924.18 |
| Health Services Except Environmental | 22,920.00 | CAPITAL DEBT AUTHORIZED, DECEMBER 31, 1985 | | TAX TITLE LIENS OUTSTANDING | |
| Welfare-Public Assistance | 1,850.00 | ISSUED AND UNISSUED | | Balance January 1, 1985 | 38,261.61 |
| Hospitals, Clinics, First Aid | | School | 3,536,000 | Transfer From Taxes | 11,415.25 |
| Animal, Insect, & Rodent Control | 100.00 | Self-liquidating | 1,511,000 | Redeemed in 1985 | |
| Other Welfare Services | | Other | 1,110,950 | Cancelled, Abated or Adjusted (1985) | |
| RECREATION and CONSERVATION | | Total | 6,157,950 | Transfers to Foreclosed Property | |
| Beaches and Boardwalks | | ISSUED AND OUTSTANDING | | Balance December 31, 1985 | 49,676.86 |
| Parks, Playgrounds, Shade Trees | 24,875.00 | School | 3,536,000.00 | PROPERTY ACQUIRED BY DEED OR | |
| Land Reclamation & Conservation | 329.08 | Self-Liquidating | 1,511,000.00 | FORECLOSURE | |
| Other Recreational Services | | Other | 1,014,000.00 | Balance January 1, 1985 | 6,450.00 |
| EDUCATION (excluding schools) | | Total | 6,061,000.00 | Transfers From Taxes or Liens | |
| Libraries | 189,675.00 | EQUALIZED VALUATION BASIS | | Sale for Cash (1985) | |
| Other Educational Services | | FOR NET DEBT COMPUTATION | 483,347,388 | Cancelled, Abated or Adjusted (1985) | |
| STATUTORY EXPENDITURES | | REAL PROPERTY VALUATIONS | | Balance December 31, 1985 | 6,450.00 |
| Pensions & F. I. C. A. | 237,464.32 | Code Class # of Parcels % VAL'N | | CURRENT FINANCES DECEMBER 31, 1985 | |
| Employee Fringe Benefits | 90,000.00 | | | ASSETS | |
| Other Statutory Expenditures | 1,000.00 | 1 Vacant Land 278 1.88 | 6,843,100.00 | Cash Dec. 31, 1985 | 1,553,095.21 |
| CETA And Other Public Employment Programs | | 2 Residential 2693 88.51 | 321,406,023.00 | Taxes Receivable | 214,027.07 |
| MUNICIPAL FUNCTIONS TOTAL | 3,295,536.68 | 3 Farm 27 .53 | 1,894,400.00 | Tax Title Liens | 49,676.86 |
| CAPITAL IMPROVEMENTS *MEMO* | 100,000.00 | 4a Commercial 27 4.66 | 16,928,900.00 | Foreclosed Property | 6,450.00 |
| DEBT SERVICE | | 4b Industrial 1 .06 | 218,200.00 | Emergencies & Other Deferred Charges | 6,375.60 |
| Principal Payments | 136,800.00 | 4c Apartments 3 4.36 | 15,825,600.00 | State and Federal Aid Receivable | 414.22 |
| Interest Payments | 80,487.00 | Total 3029 | 363,116,223.00 | Other Receivables | 7,064.25 |
| DEFERRED CHARGES | 2,977.95 | Land Area 9.10 Sq. Miles | | Total | 1,837,103.21 |
| SCHOOL, COUNTY, SPECIAL DISTRICT TAXES | 8,031,288.34 | Net Valuation Taxable-Municipal | 363,953,747 | LIABILITIES, RESERVES, AND SURPLUS | |
| RESERVE FOR UNCOLLECTED TAXES | 595,956.75 | Net Valuation Taxable-County | 524,669,663 | Cash Liabilities | 586,180.82 |
| EXPENDITURES TOTAL | 12,143,046.72 | State Equalized Valuation | 543,206,789 | Reserves for Receivables | 270,842.58 |
| | | State Equalization Ratio | 66.95 | Surplus Dec. 31, 1985 | 980,079.81 |
| | | | | Total | 1,837,103.21 |

0409
Population 1980 68,785
Population 1985 71,292
S & P Rating AAA
Moody Rating AA

General Tax Rate Per \$100. 5.51
State Equalized Tax Rate 2.84

CHERRY HILL TOWNSHIP – CAMDEN CO.
Form of Government:
Mayor–Council Plan B (OMCL 50)
Number of Members on Governing Body – 7

PER CAPITA:
Gross Debt 750.12
Net Debt 518.14
Debt Service 44.30
Total Tax Levy 1,054.81
Municipal Expenditures 287.21

PER CENT:
Gross Debt 2.46
Net Debt 1.70
Tax Levy Collected 97.16
Tax Levy Cancelled, Abated or Adjusted .49

| EXPENDITURES | | REVENUES-REALIZED | | 1985 PROPERTY TAX | |
|--|---------------|---|------------------|---|--------------------|
| GENERAL GOVERNMENT | | | | STATE EQUALIZED TAX RATE → 1.59 | |
| Governing Body & Public Boards | 141,126.00 | 1985 Property Taxes Collected | 73,016,280.13 | Local District School Taxes | 39,184,042.12 |
| Municipal Clerk | 212,096.00 | 1985 Payments in Lieu of Taxes | | Regional & Consolidated School Tax | |
| Financial Administration | 192,010.00 | Delinquent Tax & Lien Collections | 1,299,840.51 | School Taxes in Municipal Budget | |
| Assessment of Taxes | 242,774.00 | Business Personalty Replacement Taxes | 1,206,985.32 | County Taxes | 25,581,442.08 |
| Collection of Taxes | 156,407.00 | Taxes from Public Utilities | 5,038,048.00 | County Library Taxes | |
| Planning, Housing & Development | 172,250.00 | Other Miscellaneous Tax Revenues | 263,798.36 | Local Municipal Purpose Taxes | .21 5,075,600.00 |
| Human Resources | 58,080.00 | State Aid Revenues | 624,536.15 | Veteran & Senior Citizen Taxes | 489,750.00 |
| Elections | | Federal Aid Revenues | | Total Taxes for Rate Computation | 2.84 70,330,834.20 |
| General Administration (other) | 896,984.00 | State and Local Fiscal Assistance Act Utilized | 366,181.08 | Special District Taxes | 2,839,596.62 |
| JUDICIARY | 212,962.00 | Sale of Acquired Property | | Bank Corp. Taxes | 134,519.30 |
| Municipal Courts | | Other Miscellaneous Revenues | 3,388,604.27 | Added and Omitted Taxes | 2,384,532.88 |
| PUBLIC SAFETY | | Total | 85,204,273.82 | Total Taxes Levied - ABSTRACT | 75,199,733.00 |
| Fire Protection | 4,828,647.08 | Prior Years Surplus Appropriated | 4,636,470.00 | Total Taxes Billed | 75,154,189.13 |
| Police Protection | 9,350.00 | REVENUES TOTAL | 89,840,743.82 | 1985 TAXES COLLECTED | 73,016,280.13 |
| Civil Defense & Disaster Control | 308,366.00 | Reserve For Uncollected Taxes | 2,448,142.42 | 1985 Taxes Cancelled, Abated or Adjusted | 367,038.23 |
| Environmental Inspection & Control | | CAPITAL OUTLAY TOTAL | 8,237,445.20 | Transfer to Tax Title Liens or Foreclosed | 32,513.94 |
| Other Public Safety | | | | Balance Outstanding Dec. 31, 1985 | 1,738,356.83 |
| PUBLIC WORKS | | | | PRIOR YEARS TAXES OUTSTANDING | |
| Streets and Drainage | 1,827,831.90 | Public Enterprises | 368,647.59 | Balance January 1, 1985 | 1,512,571.08 |
| Sewers and Sewage Processing | 2,077,436.00 | Recreation—Culture | 3,517.34 | Collected in 1985 | 1,187,154.57 |
| Garbage and Trash Disposal | | Public Works | 3,172,394.84 | Cancelled, Abated or Adjusted 1985 | 143,466.77 |
| Public Buildings and Grounds | 618,300.00 | Buildings and Grounds | 4,562,587.11 | Transfers to Tax Title Liens or Foreclosed | 3,493.65 |
| Other Public Works | 8,461.44 | Library and Education | 130,298.32 | Balance December 31, 1985 | 178,456.09 |
| HEALTH and WELFARE | | Conservation | | TAX TITLE LIENS OUTSTANDING | |
| Health Services Except Environmental | 146,567.00 | All Other | | Balance January 1, 1985 | 256,064.59 |
| Welfare-Public Assistance | 32,117.00 | CAPITAL DEBT AUTHORIZED, DECEMBER 31, 1985 | | Transfer From Taxes | 36,728.44 |
| Hospitals, Clinics, First Aid | | ISSUED AND UNISSUED GROSS DEBT | | Redeemed in 1985 | 112,685.94 |
| Animal, Insect, & Rodent Control | | School | 5,155,000 | Cancelled, Abated or Adjusted (1985) | 41,834.36 |
| Other Welfare Services | | Self-liquidating | 7,308,503 | Transfers to Foreclosed Property | |
| RECREATION and CONSERVATION | | Other | 41,013,959 | Balance December 31, 1985 | 138,272.73 |
| Beaches and Boardwalks | 20,000.00 | Total | 53,477,463 | PROPERTY ACQUIRED BY DEED OR FORECLOSURE | |
| Parks, Playgrounds, Shade Trees | 76,630.43 | ISSUED AND OUTSTANDING | | Balance January 1, 1985 | 504,307.00 |
| Land Reclamation & Conservation | 192,450.00 | School | 5,155,000.00 | Transfers From Taxes or Liens | |
| Other Recreational Services | | Self-Liquidating | 6,896,637.00 | Sale for Cash (1985) | |
| EDUCATION (excluding schools) | | Other | 38,263,570.00 | Cancelled, Abated or Adjusted (1985) | |
| Libraries | 597,300.00 | Total | 50,315,207.00 | Balance December 31, 1985 | 504,307.00 |
| Other Educational Services | | EQUALIZED VALUATION BASIS | | CURRENT FINANCES DECEMBER 31, 1985 | |
| STATUTORY EXPENDITURES | | FOR NET DEBT COMPUTATION | 2,175,245,707 | ASSETS | |
| Pensions & F. I. C. A. | 1,071,904.40 | REAL PROPERTY VALUATIONS | | Cash Dec. 31, 1985 | 9,637,615.05 |
| Employee Fringe Benefits | 693,000.00 | Code Class # of Parcels % VAL'N | | Taxes Receivable | 1,916,812.92 |
| Other Statutory Expenditures | 22,500.00 | 1 Vacant Land 2210 2.88 | 36,184,750.00 | Tax Title Liens | 138,272.73 |
| CETA And Other Public Employment Programs | | 2 Residential 19913 65.22 | 819,687,715.00 | Foreclosed Property | 504,307.00 |
| MUNICIPAL FUNCTIONS TOTAL | 14,815,550.25 | 3 Farm 48 .14 | 1,679,600.00 | Emergencies & Other Deferred Charges | |
| CAPITAL IMPROVEMENTS *MEMO* | 350,000.00 | 4a Commercial 692 24.28 | 305,164,005.00 | State and Federal Aid Receivable | 54,395.18 |
| DEBT SERVICE | | 4b Industrial 144 5.14 | 64,573,900.00 | Other Receivables | 135,634.20 |
| Principal Payments | 1,533,500.00 | 4c Apartments 16 2.34 | 29,462,850.00 | Total | 12,387,037.08 |
| Interest Payments | 1,624,384.32 | Total 23023 | 1,256,752,820.00 | LIABILITIES, RESERVES, AND SURPLUS | |
| DEFERRED CHARGES | 54,122.75 | Land Area 24.18 Sq. Miles | | Cash Liabilities | 3,417,231.06 |
| SCHOOL, COUNTY, SPECIAL DISTRICT TAXES | 67,605,080.82 | Net Valuation Taxable-Municipal | 1,268,655,282 | Reserves for Receivables | 2,645,575.41 |
| RESERVE FOR UNCOLLECTED TAXES | 2,448,142.42 | Net Valuation Taxable-County | 2,218,384,020 | Surplus Dec. 31, 1985 | 6,324,230.61 |
| EXPENDITURES TOTAL | 88,080,780.56 | State Equalized Valuation | 2,449,832,278 | Total | 12,387,037.08 |
| | | State Equalization Ratio | 51.55 | | |

0410
Population 1980 1,590
Population 1985 1,641
S & P Rating
Moody Rating

General Tax Rate Per \$100.

4.51

State Equalized Tax Rate

3.39

CHESILHURST BOROUGH – CAMDEN CO.

Form of Government:

Borough Council

Number of Members on Governing Body – 6

PER CAPITA:

Gross Debt 320.28

Net Debt 58.65

Debt Service

Total Tax Levy 429.48

Municipal Expenditures 339.76

PER CENT:

Gross Debt 2.57

Net Debt .47

Tax Levy Collected 75.37

Tax Levy Cancelled, Abated

or Adjusted

| EXPENDITURES | | REVENUES-REALIZED | | 1985 PROPERTY TAX | |
|---|--------------|--|--------------------|--|-----------------|
| GENERAL GOVERNMENT | | | | STATE EQUALIZED TAX RATE | |
| Governing Body & Public Boards | | 1985 Property Taxes Collected | 531,160.77 | Local District School Taxes | 1.06 221,049.50 |
| Municipal Clerk | 12,000.00 | 1985 Payments in Lieu of Taxes | | Regional & Consolidated School Tax | .78 162,782.16 |
| Financial Administration | 2,630.00 | Delinquent Tax & Lien Collections | 133,354.61 | School Taxes in Municipal Budget | |
| Assessment of Taxes | 12,428.00 | Business Personalty Replacement Taxes | 5,739.53 | County Taxes | 1.18 244,914.16 |
| Collection of Taxes | 3,000.00 | Taxes from Public Utilities | 102,233.00 | County Library Taxes | .03 5,769.46 |
| Planning, Housing & Development | | Other Miscellaneous Tax Revenues | | Local Municipal Purpose Taxes | .33 69,365.47 |
| Human Resources | | State Aid Revenues | 85,302.76 | Veteran & Senior Citizen Taxes | |
| Elections | 2,000.00 | Federal Aid Revenues | | Total Taxes for Rate Computation | 3.38 719,080.75 |
| General Administration (other) | 73,332.00 | State and Local Fiscal Assistance Act Utilized | 8,619.00 | Special District Taxes | |
| JUDICIARY | | Sale of Acquired Property | | Bank Corp. Taxes | |
| Municipal Courts | 13,752.00 | Other Miscellaneous Revenues | 156,647.58 | Added and Omitted Taxes | 902.60 |
| PUBLIC SAFETY | | Total | 1,023,057.25 | Total Taxes Levied - ABSTRACT | 704,783.35 |
| Fire Protection | 15,310.00 | Prior Years Surplus Appropriated | | Total Taxes Billed | 704,783.35 |
| Police Protection | 90,780.08 | REVENUES TOTAL | 1,023,057.25 | 1985 TAXES COLLECTED | 531,160.77 |
| Civil Defense & Disaster Control | 550.00 | Reserve For Uncollected Taxes | 199,923.61 | 1985 Taxes Cancelled, Abated or Adjusted | |
| Environmental Inspection & Control | | CAPITAL OUTLAY TOTAL | 53,247.64 | Transfer to Tax Title Liens or Foreclosed | |
| Other Public Safety | | | | Balance Outstanding Dec. 31, 1985 | 173,622.58 |
| PUBLIC WORKS | | | | PRIOR YEARS TAXES OUTSTANDING | |
| Streets and Drainage | 25,500.00 | Public Enterprises | | Balance January 1, 1985 | 152,797.21 |
| Sewers and Sewage Processing | | Recreation—Culture | | Collected in 1985 | 122,408.80 |
| Garbage and Trash Disposal | 26,300.00 | Public Works | 53,247.64 | Cancelled, Abated or Adjusted 1985 | |
| Public Buildings and Grounds | 13,600.00 | Buildings and Grounds | | Transfers to Tax Title Liens or Foreclosed | |
| Other Public Works | 12,669.00 | Library and Education | | Balance December 31, 1985 | 30,388.41 |
| HEALTH and WELFARE | | Conservation | | TAX TITLE LIENS OUTSTANDING | |
| Health Services Except Environmental | 50.00 | All Other | | Balance January 1, 1985 | 79,474.88 |
| Welfare-Public Assistance | 6,196.00 | CAPITAL DEBT AUTHORIZED, DECEMBER 31, 1985 | | Transfer From Taxes | |
| Hospitals, Clinics, First Aid | | ISSUED AND UNISSUED GROSS DEBT | | Redeemed in 1985 | 10,945.81 |
| Animal, Insect, & Rodent Control | 1,100.00 | School | 429,321 | Cancelled, Abated or Adjusted (1985) | |
| Other Welfare Services | | Self-liquidating | 96,250 | Transfers to Foreclosed Property | |
| RECREATION and CONSERVATION | | Other | 525,571 | Balance December 31, 1985 | 68,529.07 |
| Beaches and Boardwalks | | Total | 96,250 | PROPERTY ACQUIRED BY DEED OR | |
| Parks, Playgrounds, Shade Trees | | | | FORECLOSURE | |
| Land Reclamation & Conservation | | ISSUED AND OUTSTANDING | | Balance January 1, 1985 | 249,584.45 |
| Other Recreational Services | 6,800.00 | School | 429,321.64 | Transfers From Taxes or Liens | |
| EDUCATION (excluding schools) | | Self-Liquidating | 96,250.00 | Sale for Cash (1985) | 6,050.00 |
| Libraries | | Other | 525,571.64 | Cancelled, Abated or Adjusted (1985) | |
| Other Educational Services | | Total | | Balance December 31, 1985 | 243,534.45 |
| STATUTORY EXPENDITURES | | EQUALIZED VALUATION BASIS | | CURRENT FINANCES DECEMBER 31, 1985 | |
| Pensions & F. I. C. A. | 19,400.00 | FOR NET DEBT COMPUTATION | 20,479,214 | ASSETS | |
| Employee Fringe Benefits | | REAL PROPERTY VALUATIONS | | Cash Dec. 31, 1985 | 189,350.65 |
| Other Statutory Expenditures | 2,700.00 | Code Class # of Parcels % VAL'N | ASSESSED VALUATION | Taxes Receivable | 204,010.99 |
| CETA And Other Public Employment Programs | | 1 Vacant Land 501 15.60 | 2,404,300.00 | Tax Title Liens | 68,529.07 |
| MUNICIPAL FUNCTIONS TOTAL | 340,097.08 | 2 Residential 395 78.47 | 12,093,570.00 | Foreclosed Property | 243,534.45 |
| CAPITAL IMPROVEMENTS *MEMO* | 3,000.00 | 3 Farm | | Emergencies & Other Deferred Charges | 9,580.08 |
| DEBT SERVICE | | 4a Commercial 18 4.88 | 752,104.00 | State and Federal Aid Receivable | 68,769.92 |
| Principal Payments | | 4b Industrial 2 .49 | 75,400.00 | Other Receivables | 4,196.92 |
| Interest Payments | | 4c Apartments 2 .56 | 86,800.00 | Total | 787,972.08 |
| DEFERRED CHARGES | 17,531.26 | Total 918 | 15,412,174.00 | LIABILITIES, RESERVES, AND SURPLUS | |
| SCHOOL, COUNTY, SPECIAL DISTRICT TAXES | 634,515.28 | Land Area 1.72 Sq. Miles | | Cash Liabilities | 192,797.10 |
| RESERVE FOR UNCOLLECTED TAXES | 199,923.61 | Net Valuation Taxable-Municipal | 15,601,746 | Reserves for Receivables | 520,271.43 |
| EXPENDITURES TOTAL | 1,192,067.23 | Net Valuation Taxable-County | 21,201,751 | Surplus Dec. 31, 1985 | 74,903.55 |
| | | State Equalized Valuation | 20,709,042 | Total | 787,972.08 |
| | | State Equalization Ratio | 75.11 | | |

1406
 Population 1980 **1,433**
 Population 1985 **1,497**
 S & P Rating
 Moody Rating

General Tax Rate Per \$100. **4.48**
 State Equalized Tax Rate **2.39**

CHESTER BOROUGH – MORRIS COUNTY
Form of Government:
Borough Council
Number of Members on Governing Body – 6

PER CAPITA:
 Gross Debt **773.43**
 Net Debt **420.44**
 Debt Service
 Total Tax Levy **1,372.34**
 Municipal Expenditures **638.02**

PER CENT:
 Gross Debt **1.47**
 Net Debt **.80**
 Tax Levy Collected **96.87**
 Tax Levy Cancelled, Abated or Adjusted **.76**

| EXPENDITURES | | REVENUES-REALIZED | | 1985 PROPERTY TAX | |
|--|---------------------|--|---------------------|--|--------------------------|
| GENERAL GOVERNMENT | | | | STATE EQUALIZED TAX RATE | |
| Governing Body & Public Boards | | 1985 Property Taxes Collected | 1,983,375.72 | Local District School Taxes | .91 772,933.81 |
| Municipal Clerk | | 1985 Payments in Lieu of Taxes | | Regional & Consolidated School Tax | .64 545,228.38 |
| Financial Administration | 17,596.00 | Delinquent Tax & Lien Collections | 52,729.50 | School Taxes in Municipal Budget | |
| Assessment of Taxes | 36,753.00 | Business Personalty Replacement Taxes | 34,837.56 | County Taxes | .35 301,101.24 |
| Collection of Taxes | 12,710.00 | Taxes from Public Utilities | 108,481.00 | County Library Taxes | |
| Planning, Housing & Development | 19,077.50 | Other Miscellaneous Tax Revenues | | Local Municipal Purpose Taxes | .48 408,580.21 |
| Human Resources | 500.00 | State Aid Revenues | 11,783.76 | Veteran & Senior Citizen Taxes | 7,650.00 |
| Elections | | Federal Aid Revenues | | Total Taxes for Rate Computation | 2.38 2,035,493.64 |
| General Administration (other) | 137,307.86 | State and Local Fiscal Assistance Act Utilized | 21,872.62 | Special District Taxes | |
| JUDICIARY | | Sale of Acquired Property | | Bank Corp. Taxes | 8,948.29 |
| Municipal Courts | 28,020.00 | Other Miscellaneous Revenues | 252,005.40 | Added and Omitted Taxes | 17,595.24 |
| PUBLIC SAFETY | | Total | 2,465,085.56 | Total Taxes Levied - ABSTRACT | 2,054,387.17 |
| Fire Protection | 42,510.75 | Prior Years Surplus Appropriated | 129,000.00 | Total Taxes Billed | 2,047,538.98 |
| Police Protection | 238,496.41 | REVENUES TOTAL | 2,594,085.56 | 1985 TAXES COLLECTED | 1,983,375.72 |
| Civil Defense & Disaster Control | | Reserve For Uncollected Taxes | 100,956.86 | 1985 Taxes Cancelled, Abated or Adjusted | 15,576.96 |
| Environmental Inspection & Control | 15,180.00 | CAPITAL OUTLAY TOTAL | 97,820.24 | Transfer to Tax Title Liens or Foreclosed | 6,484.01 |
| Other Public Safety | | | | Balance Outstanding Dec. 31, 1985 | 42,102.29 |
| PUBLIC WORKS | | | | PRIOR YEARS TAXES OUTSTANDING | |
| Streets and Drainage | 84,100.00 | Public Enterprises | | Balance January 1, 1985 | 46,176.63 |
| Sewers and Sewage Processing | | Recreation—Culture | 850.00 | Collected in 1985 | 46,176.63 |
| Garbage and Trash Disposal | 6,133.00 | Public Works | 49,360.04 | Cancelled, Abated or Adjusted 1985 | |
| Public Buildings and Grounds | 11,055.04 | Buildings and Grounds | 45,610.20 | Transfers to Tax Title Liens or Foreclosed | |
| Other Public Works | | Library and Education | 2,000.00 | Balance December 31, 1985 | |
| HEALTH and WELFARE | | Conservation | | TAX TITLE LIENS OUTSTANDING | |
| Health Services Except Environmental | 27,535.00 | All Other | | Balance January 1, 1985 | 7,441.13 |
| Welfare-Public Assistance | 1,554.00 | | | Transfer From Taxes | 6,484.01 |
| Hospitals, Clinics, First Aid | 150.00 | | | Redeemed in 1985 | 6,552.87 |
| Animal, Insect, & Rodent Control | | | | Cancelled, Abated or Adjusted (1985) | |
| Other Welfare Services | | | | Transfers to Foreclosed Property | |
| RECREATION and CONSERVATION | | | | Balance December 31, 1985 | 7,372.27 |
| Beaches and Boardwalks | | | | PROPERTY ACQUIRED BY DEED OR | |
| Parks, Playgrounds, Shade Trees | 2,000.00 | | | FORECLOSURE | |
| Land Reclamation & Conservation | | | | Balance January 1, 1985 | |
| Other Recreational Services | 8,810.00 | | | Transfers From Taxes or Liens | |
| EDUCATION (excluding schools) | | | | Sale for Cash (1985) | |
| Libraries | 34,034.00 | | | Cancelled, Abated or Adjusted (1985) | |
| Other Educational Services | | | | Balance December 31, 1985 | |
| STATUTORY EXPENDITURES | | | | CURRENT FINANCES DECEMBER 31, 1985 | |
| Pensions & F. I. C. A. | 45,173.07 | | | ASSETS | |
| Employee Fringe Benefits | 18,572.00 | | | Cash Dec. 31, 1985 | 258,981.89 |
| Other Statutory Expenditures | 1,801.22 | | | Taxes Receivable | 42,102.29 |
| CETA And Other Public Employment Programs | | | | Tax Title Liens | 7,372.27 |
| MUNICIPAL FUNCTIONS TOTAL | 789,068.85 | | | Foreclosed Property | |
| CAPITAL IMPROVEMENTS *MEMO* | 59,900.00 | | | Emergencies & Other Deferred Charges | 19,900.00 |
| DEBT SERVICE | | | | State and Federal Aid Receivable | |
| Principal Payments | | | | Other Receivables | 219.83 |
| Interest Payments | | | | Total | 328,576.28 |
| DEFERRED CHARGES | 65,097.44 | | | LIABILITIES, RESERVES, AND SURPLUS | |
| SCHOOL, COUNTY, SPECIAL DISTRICT TAXES | 1,619,263.43 | | | Cash Liabilities | 101,523.74 |
| RESERVE FOR UNCOLLECTED TAXES | 100,956.86 | | | Reserves for Receivables | 49,694.39 |
| EXPENDITURES TOTAL | 2,574,386.58 | | | Surplus Dec. 31, 1985 | 177,358.15 |
| | | | | Total | 328,576.28 |

1407

Population 1980 **5,198**
 Population 1985 **5,431**
 S & P Rating
 Moody Rating

General Tax Rate Per \$100.

2.50
 State Equalized Tax Rate
 2.19

CHESTER TOWNSHIP – MORRIS COUNTY

Form of Government:

Small Municipality Plan C (OMCL 50)

Number of Members on Governing Body – 5

PER CAPITA:

Gross Debt **994.19**
 Net Debt **670.76**
 Debt Service **75.78**
 Total Tax Levy **1,171.72**
 Municipal Expenditures **504.64**

PER CENT:

Gross Debt **2.16**
 Net Debt **1.46**
 Tax Levy Collected **97.71**
 Tax Levy Cancelled, Abated or Adjusted **.09**

| EXPENDITURES | | REVENUES-REALIZED | | 1985 PROPERTY TAX | |
|---|--------------|--|--|--|------|
| GENERAL GOVERNMENT | | | | STATE EQUALIZED TAX RATE | |
| Governing Body & Public Boards | | 1985 Property Taxes Collected | | Local District School Taxes | .88 |
| Municipal Clerk | | 1985 Payments in Lieu of Taxes | | Regional & Consolidated School Tax | .61 |
| Financial Administration | 24,677.00 | Delinquent Tax & Lien Collections | | School Taxes in Municipal Budget | |
| Assessment of Taxes | 37,434.00 | Business Personalty Replacement Taxes | | County Taxes | .34 |
| Collection of Taxes | 23,922.95 | Taxes from Public Utilities | | County Library Taxes | |
| Planning, Housing & Development | 39,355.05 | Other Miscellaneous Tax Revenues | | Local Municipal Purpose Taxes | .37 |
| Human Resources | | State Aid Revenues | | Veteran & Senior Citizen Taxes | |
| Elections | | Federal Aid Revenues | | Total Taxes for Rate Computation | 2.20 |
| General Administration (other) | 260,071.00 | State and Local Fiscal Assistance Act Utilized | | Special District Taxes | |
| JUDICIARY | | Sole of Acquired Property | | Bank Corp. Taxes | |
| Municipal Courts | 44,152.00 | Other Miscellaneous Revenues | | Added and Omitted Taxes | |
| PUBLIC SAFETY | | Total | | Total Taxes Levied - ABSTRACT | |
| Fire Protection | 134,395.00 | Prior Years Surplus Appropriated | | Total Taxes Billed | |
| Police Protection | 549,528.00 | REVENUES TOTAL | | 1985 TAXES COLLECTED | |
| Civil Defense & Disaster Control | 100.00 | Reserve For Uncollected Taxes | | 1985 Taxes Cancelled, Abated or Adjusted | |
| Environmental Inspection & Control | 1,750.00 | CAPITAL OUTLAY TOTAL | | Transfer to Tax Title Liens or Foreclosed | |
| Other Public Safety | | | | Balance Outstanding Dec. 31, 1985 | |
| PUBLIC WORKS | | | | PRIOR YEARS TAXES OUTSTANDING | |
| Streets and Drainage | 417,267.49 | Public Enterprises | | Balance January 1, 1985 | |
| Sewers and Sewage Processing | | Recreation—Culture | | Collected in 1985 | |
| Garbage and Trash Disposal | 23,000.00 | Public Works | | Cancelled, Abated or Adjusted 1985 | |
| Public Buildings and Grounds | 41,500.00 | Buildings and Grounds | | Transfers to Tax Title Liens or Foreclosed | |
| Other Public Works | | Library and Education | | Balance December 31, 1985 | |
| HEALTH and WELFARE | | Conservation | | TAX TITLE LIENS OUTSTANDING | |
| Health Services Except Environmental | 33,733.00 | All Other | | Balance January 1, 1985 | |
| Welfare-Public Assistance | 1,200.00 | CAPITAL DEBT AUTHORIZED, DECEMBER 31, 1985 | | Transfer From Taxes | |
| Hospitals, Clinics, First Aid | | ISSUED AND UNISSUED GROSS DEBT NET DEBT | | Redeemed in 1985 | |
| Animal, Insect, & Rodent Control | | School 1,676,576 | | Cancelled, Abated or Adjusted (1985) | |
| Other Welfare Services | | Self-liquidating 3,722,873 | | Transfers to Foreclosed Property | |
| RECREATION and CONSERVATION | | Other 5,399,449 | | Balance December 31, 1985 | |
| Beaches and Boardwalks | | Total 3,642,873 | | PROPERTY ACQUIRED BY DEED OR | |
| Parks, Playgrounds, Shade Trees | | ISSUED AND OUTSTANDING | | FORECLOSURE | |
| Land Reclamation & Conservation | 3,741.00 | School 1,676,576.84 | | Balance January 1, 1985 | |
| Other Recreational Services | 19,100.00 | Self-Liquidating 3,490,000.00 | | Transfers From Taxes or Liens | |
| EDUCATION (excluding schools) | | Other 5,166,576.84 | | Sale for Cash (1985) | |
| Libraries | 102,102.00 | Total | | Cancelled, Abated or Adjusted (1985) | |
| Other Educational Services | | EQUALIZED VALUATION BASIS | | Balance December 31, 1985 | |
| STATUTORY EXPENDITURES | | FOR NET DEBT COMPUTATION | | CURRENT FINANCES DECEMBER 31, 1985 | |
| Pensions & F. I. C. A. | 145,027.00 | REAL PROPERTY VALUATIONS | | ASSETS | |
| Employee Fringe Benefits | 44,500.00 | Code Class # of Parcels % VAL'N ASSESSED VALUATION | | Cash Dec. 31, 1985 | |
| Other Statutory Expenditures | | 1 Vacant Land 242 5.12 12,603,300.00 | | Taxes Receivable | |
| CETA And Other Public Employment Programs | | 2 Residential 1444 81.10 199,761,900.00 | | Tax Title Liens | |
| MUNICIPAL FUNCTIONS TOTAL | 1,946,555.49 | 3 Farm 233 8.58 21,136,750.00 | | Foreclosed Property | |
| CAPITAL IMPROVEMENTS *MEMO* | 26,800.00 | 4a Commercial 35 3.52 8,681,500.00 | | Emergencies & Other Deferred Charges | |
| DEBT SERVICE | | 4b Industrial 9 1.68 4,144,500.00 | | State and Federal Aid Receivable | |
| Principal Payments | 160,400.00 | 4c Apartments | | Other Receivables | |
| Interest Payments | 251,139.60 | Total 1963 246,327,950.00 | | Total | |
| DEFERRED CHARGES | | Land Area 28.90 Sq. Miles | | LIABILITIES, RESERVES, AND SURPLUS | |
| SCHOOL, COUNTY, SPECIAL DISTRICT TAXES | 70,082.27 | Net Valuation Taxable-Municipal | | Cash Liabilities | |
| RESERVE FOR UNCOLLECTED TAXES | 5,156,751.90 | Net Valuation Taxable-County | | Reserves for Receivables | |
| EXPENDITURES TOTAL | 7,897,431.74 | State Equalized Valuation | | Surplus Dec. 31, 1985 | |
| | | State Equalization Ratio | | Total | |

0307
Population 1980 3,867
Population 1985 4,210
S & P Rating
Moody Rating

General Tax Rate Per \$100. 2.41
State Equalized Tax Rate 2.18

CHESTERFIELD TWP. - BURLINGTON CO.
Form of Government:
Township Committee
Number of Members on Governing Body - 3

PER CAPITA:
Gross Debt 167.18
Net Debt 138.48
Debt Service 30.12
Total Tax Levy 400.96
Municipal Expenditures 183.69

PER CENT:
Gross Debt 1.06
Net Debt .88
Tax Levy Collected 96.54
Tax Levy Cancelled, Abated or Adjusted .15

| EXPENDITURES | | REVENUES-REALIZED | | 1985 PROPERTY TAX | |
|---|--------------|--|---------------|--|-------------------|
| GENERAL GOVERNMENT | | | | STATE EQUALIZED TAX RATE | |
| Governing Body & Public Boards | | 1985 Property Taxes Collected | 1,625,181.85 | Local District School Taxes | .71 517,552.25 |
| Municipal Clerk | | 1985 Payments in Lieu of Taxes | | Regional & Consolidated School Tax | .78 569,927.69 |
| Financial Administration | 17,500.00 | Delinquent Tax & Lien Collections | 42,197.86 | School Taxes in Municipal Budget | |
| Assessment of Taxes | 10,750.00 | Business Personality Replacement Taxes | 35,731.88 | County Taxes | .57 418,197.84 |
| Collection of Taxes | 12,500.00 | Taxes from Public Utilities | 288,226.00 | County Library Taxes | .03 23,413.32 |
| Planning, Housing & Development | 30,800.00 | Other Miscellaneous Tax Revenues | | Local Municipal Purpose Taxes | .09 62,334.83 |
| Human Resources | | State Aid Revenues | 34,574.07 | Veteran & Senior Citizen Taxes | |
| Elections | | Federal Aid Revenues | | Total Taxes for Rate Computation | 2.18 1,612,925.93 |
| General Administration (other) | 121,414.34 | State and Local Fiscal Assistance Act Utilized | 20,653.34 | Special District Taxes | |
| JUDICIARY | | Sale of Acquired Property | | Bank Corp. Taxes | 4,635.36 |
| Municipal Courts | 29,950.00 | Other Miscellaneous Revenues | | Added and Omitted Taxes | 15,044.93 |
| PUBLIC SAFETY | | Total | 2,211,924.19 | Total Taxes Levied - ABSTRACT | 1,688,053.11 |
| Fire Protection | 2,000.00 | Prior Years Surplus Appropriated | 205,930.00 | Total Taxes Billed | 1,683,491.33 |
| Police Protection | 21,200.00 | REVENUES TOTAL | 2,417,854.19 | 1985 TAXES COLLECTED | 1,625,181.85 |
| Civil Defense & Disaster Control | 375.00 | Reserve For Uncollected Taxes | 118,503.22 | 1985 Taxes Cancelled, Abated or Adjusted | 2,473.13 |
| Environmental Inspection & Control | 10,000.00 | CAPITAL OUTLAY TOTAL | 133,069.03 | Transfer to Tax Title Liens or Foreclosed | 196.09 |
| Other Public Safety | | | | Balance Outstanding Dec. 31, 1985 | 55,640.26 |
| PUBLIC WORKS | | | | PRIOR YEARS TAXES OUTSTANDING | |
| Streets and Drainage | 177,805.34 | Public Enterprises | | Balance January 1, 1985 | 42,491.18 |
| Sewers and Sewage Processing | 1,000.00 | Recreation—Culture | | Collected in 1985 | 42,197.86 |
| Garbage and Trash Disposal | | Public Works | | Cancelled, Abated or Adjusted 1985 | |
| Public Buildings and Grounds | 42,200.00 | Buildings and Grounds | 133,069.03 | Transfers to Tax Title Liens or Foreclosed | |
| Other Public Works | | Library and Education | | Balance December 31, 1985 | 293.32 |
| HEALTH and WELFARE | | Conservation | | TAX TITLE LIENS OUTSTANDING | |
| Health Services Except Environmental | 775.00 | All Other | | Balance January 1, 1985 | 546.03 |
| Welfare-Public Assistance | 4,200.00 | CAPITAL DEBT AUTHORIZED, DECEMBER 31, 1985 | | Transfer From Taxes | 196.09 |
| Hospitals, Clinics, First Aid | | ISSUED AND UNISSUED GROSS DEBT | | Redeemed in 1985 | |
| Animal, Insect, & Rodent Control | | School 120,836 | | Cancelled, Abated or Adjusted (1985) | |
| Other Welfare Services | | Self-liquidating | | Transfers to Foreclosed Property | |
| RECREATION and CONSERVATION | | Other 583,000 | 583,000 | Balance December 31, 1985 | 742.12 |
| Beaches and Boardwalks | 2,075.00 | Total 703,836 | 583,000 | PROPERTY ACQUIRED BY DEED OR | |
| Parks, Playgrounds, Shade Trees | 250.00 | ISSUED AND OUTSTANDING | | FORECLOSURE | |
| Land Reclamation & Conservation | 2,100.00 | School | 72,000.00 | Balance January 1, 1985 | |
| Other Recreational Services | | Self-Liquidating | | Transfers From Taxes or Liens | |
| EDUCATION (excluding schools) | | Other | 583,000.00 | Sale for Cash (1985) | |
| Libraries | 7,000.00 | Total | 655,000.00 | Cancelled, Abated or Adjusted (1985) | |
| Other Educational Services | | EQUALIZED VALUATION BASIS | | Balance December 31, 1985 | |
| STATUTORY EXPENDITURES | | FOR NET DEBT COMPUTATION | 66,228,852 | CURRENT FINANCES DECEMBER 31, 1985 | |
| Pensions & F. I. C. A. | 26,000.00 | REAL PROPERTY VALUATIONS | | ASSETS | |
| Employee Fringe Benefits | 8,000.00 | Code Class # of Parcels % VAL'N | | Cash Dec. 31, 1985 | 941,558.94 |
| Other Statutory Expenditures | 100.00 | 1 Vacant Land 63 1.40 | 906,300.00 | Taxes Receivable | 55,933.58 |
| CETA And Other Public Employment Programs | | 2 Residential 542 60.82 | 39,480,200.00 | Tax Title Liens | 742.12 |
| MUNICIPAL FUNCTIONS TOTAL | 527,994.68 | 3 Farm 396 26.55 | 17,235,300.00 | Foreclosed Property | |
| CAPITAL IMPROVEMENTS *MEMO* | 5,000.00 | 4a Commercial 68 11.23 | 7,286,100.00 | Emergencies & Other Deferred Charges | 9,499.37 |
| DEBT SERVICE | | 4b Industrial | | State and Federal Aid Receivable | 32,555.79 |
| Principal Payments | 90,000.00 | 4c Apartments | | Other Receivables | 2,580.14 |
| Interest Payments | 36,820.70 | Total 1069 | 64,907,900.00 | Total | 1,042,869.94 |
| DEFERRED CHARGES | | Land Area 21.81 Sq. Miles | | LIABILITIES, RESERVES, AND SURPLUS | |
| SCHOOL, COUNTY, SPECIAL DISTRICT TAXES | 1,606,037.99 | Net Valuation Taxable-Municipal | 66,038,215 | Cash Liabilities | 518,870.85 |
| RESERVE FOR UNCOLLECTED TAXES | 118,503.22 | Net Valuation Taxable-County | 69,906,716 | Reserves for Receivables | 59,255.84 |
| EXPENDITURES TOTAL | 2,379,356.59 | State Equalized Valuation | 72,923,148 | Surplus Dec. 31, 1985 | 464,743.25 |
| | | State Equalization Ratio | 90.41 | Total | 1,042,869.94 |

0308
Population 1980 16,072
Population 1985 15,719
S & P Rating
Moody Rating A1

General Tax Rate Per \$100. 2.64
State Equalized Tax Rate 2.34

CINNAMINSON TWP. - BURLINGTON CO.
Form of Government:
Township Committee
Number of Members on Governing Body - 5

PER CAPITA:
Gross Debt 352.90
Net Debt 120.44
Debt Service 4.25
Total Tax Levy 714.34
Municipal Expenditures 220.23

PER CENT:
Gross Debt 1.31
Net Debt .45
Tax Levy Collected 97.78
Tax Levy Cancelled, Abated or Adjusted .19

| EXPENDITURES | | REVENUES-REALIZED | | 1985 PROPERTY TAX | |
|---|------------------|--|---------------|--|---------------|
| GENERAL GOVERNMENT | | | | STATE EQUALIZED TAX RATE | |
| Governing Body & Public Boards | | 1985 Property Taxes Collected | 10,958,195.70 | Local District School Taxes 1.60 | 7,145,404.93 |
| Municipal Clerk | | 1985 Payments in Lieu of Taxes | | Regional & Consolidated School Tax | |
| Financial Administration | 33,607.00 | Delinquent Tax & Lien Collections | 207,257.65 | School Taxes in Municipal Budget | |
| Assessment of Taxes | 20,340.00 | Business Personality Replacement Taxes | 285,662.44 | County Taxes | 2,640,801.24 |
| Collection of Taxes | 44,451.00 | Taxes from Public Utilities | 1,517,910.00 | County Library Taxes | 147,653.06 |
| Planning, Housing & Development | 13,200.00 | Other Miscellaneous Tax Revenues | | Local Municipal Purpose Taxes | 470,194.27 |
| Human Resources | 13,723.00 | State Aid Revenues | 132,135.97 | Veteran & Senior Citizen Taxes | 136,475.00 |
| Elections | | Federal Aid Revenues | | Total Taxes for Rate Computation | 10,540,528.50 |
| General Administration (other) | 344,418.00 | State and Local Fiscal Assistance Act Utilized | 129,475.83 | Special District Taxes | 723,243.00 |
| JUDICIARY | | Sale of Acquired Property | | Bank Corp. Taxes | 24,166.24 |
| Municipal Courts | 38,126.00 | Other Miscellaneous Revenues | 676,923.65 | Added and Omitted Taxes | 77,305.86 |
| PUBLIC SAFETY | | Total | 13,907,561.24 | Total Taxes Levied - ABSTRACT | 11,228,768.60 |
| Fire Protection | 40,891.00 | Prior Years Surplus Appropriated | 402,000.00 | Total Taxes Billed | 11,207,122.99 |
| Police Protection | 1,055,365.83 | REVENUES | 14,309,561.24 | 1985 TAXES COLLECTED | 10,958,195.70 |
| Civil Defense & Disaster Control | 2,200.00 | Reserve For Uncollected Taxes | 394,547.85 | 1985 Taxes Cancelled, Abated or Adjusted | 21,124.54 |
| Environmental Inspection & Control | 60,429.00 | CAPITAL OUTLAY | 331,544.32 | Transfer to Tax Title Liens or Foreclosed | |
| Other Public Safety | | TOTAL | | Balance Outstanding Dec. 31, 1985 | 227,802.75 |
| PUBLIC WORKS | | | | PRIOR YEARS TAXES OUTSTANDING | |
| Streets and Drainage | 754,028.00 | Public Enterprises | | Balance January 1, 1985 | 276,909.17 |
| Sewers and Sewage Processing | | Recreation—Culture | 15,423.75 | Collected in 1985 | 207,257.65 |
| Garbage and Trash Disposal | | Public Works | 299,401.92 | Cancelled, Abated or Adjusted 1985 | |
| Public Buildings and Grounds | 84,850.00 | Buildings and Grounds | 16,718.65 | Transfers to Tax Title Liens or Foreclosed | |
| Other Public Works | | Library and Education | | Balance December 31, 1985 | 69,651.52 |
| HEALTH and WELFARE | | Conservation | | TAX TITLE LIENS OUTSTANDING | |
| Health Services Except Environmental | 3,110.00 | All Other | | Balance January 1, 1985 | 1,474.51 |
| Welfare—Public Assistance | 5,340.00 | | | Transfer From Taxes | |
| Hospitals, Clinics, First Aid | | | | Redeemed in 1985 | |
| Animal, Insect, & Rodent Control | 3,000.00 | | | Cancelled, Abated or Adjusted (1985) | |
| Other Welfare Services | | | | Transfers to Foreclosed Property | |
| RECREATION and CONSERVATION | | | | Balance December 31, 1985 | 1,474.51 |
| Beaches and Boardwalks | | | | PROPERTY ACQUIRED BY DEED OR | |
| Parks, Playgrounds, Shade Trees | 1,000.00 | | | FORECLOSURE | |
| Land Reclamation & Conservation | | | | Balance January 1, 1985 | 29,770.00 |
| Other Recreational Services | 44,825.00 | | | Transfers From Taxes or Liens | |
| EDUCATION (excluding schools) | | | | Sale for Cash (1985) | |
| Libraries | 28,250.00 | | | Cancelled, Abated or Adjusted (1985) | |
| Other Educational Services | | | | Balance December 31, 1985 | 29,770.00 |
| STATUTORY EXPENDITURES | | | | CURRENT FINANCES DECEMBER 31, 1985 | |
| Pensions & F. I. C. A. | 237,400.00 | | | ASSETS | |
| Employee Fringe Benefits | 157,000.00 | | | Cash Dec. 31, 1985 | 4,374,392.74 |
| Other Statutory Expenditures | 7,800.00 | | | Taxes Receivable | 297,454.27 |
| CETA And Other Public Employment Programs | | | | Tax Title Liens | 1,474.51 |
| MUNICIPAL FUNCTIONS | 2,993,353.83 | | | Foreclosed Property | 29,770.00 |
| CAPITAL IMPROVEMENTS | *MEMO* 50,000.00 | | | Emergencies & Other Deferred Charges | 7,000.00 |
| DEBT SERVICE | | | | State and Federal Aid Receivable | 4,075.69 |
| Principal Payments | 50,000.00 | | | Other Receivables | 6,695.12 |
| Interest Payments | 16,875.00 | | | Total | 4,720,862.33 |
| DEFERRED CHARGES | 7,000.00 | | | LIABILITIES, RESERVES, AND SURPLUS | |
| SCHOOL, COUNTY, SPECIAL DISTRICT TAXES | 10,657,102.23 | | | Cash Liabilities | 3,344,763.19 |
| RESERVE FOR UNCOLLECTED TAXES | 394,547.85 | | | Reserves for Receivables | 335,393.90 |
| EXPENDITURES | 14,118,878.91 | | | Surplus Dec. 31, 1985 | 1,040,705.24 |
| | | | | Total | 4,720,862.33 |

2002
Population 1980 **16,699**
Population 1985 **16,421**
S & P Rating
Moody Rating **A1**

General Tax Rate Per \$100.
2.20
State Equalized Tax Rate
2.16

CLARK TOWNSHIP - UNION COUNTY
Form of Government:
Mayor-Council Plan F (OMCL 50)
Number of Members on Governing Body - 7

PER CAPITA:
Gross Debt **257.95**
Net Debt **161.53**
Debt Service **30.78**
Total Tax Levy **917.81**
Municipal Expenditures **348.72**
PER CENT:
Gross Debt **.68**
Net Debt **.43**
Tax Levy Collected **98.51**
Tax Levy Cancelled, Abated or Adjusted **.25**

| EXPENDITURES | | REVENUES-REALIZED | | 1985 PROPERTY TAX | |
|---|----------------------|---|--|---|---------------|
| GENERAL GOVERNMENT | | | | STATE EQUALIZED TAX RATE | |
| Governing Body & Public Boards | 35,850.00 | 1985 Property Taxes Collected | | Local District School Taxes | 4,962,500.00 |
| Municipal Clerk | 94,018.00 | 1985 Payments in Lieu of Taxes | | Regional & Consolidated School Tax | 4,030,314.77 |
| Financial Administration | 8,000.00 | Delinquent Tax & Lien Collections | | School Taxes in Municipal Budget | |
| Assessment of Taxes | 41,018.00 | Business Personalty Replacement Taxes | | County Taxes | 3,545,430.73 |
| Collection of Taxes | 35,631.00 | Taxes from Public Utilities | | County Library Taxes | |
| Planning, Housing & Development | 7,186.00 | Other Miscellaneous Tax Revenues | | Local Municipal Purpose Taxes | 2,468,143.32 |
| Human Resources | 2,350.00 | State Aid Revenues | | Veteran & Senior Citizen Taxes | 178,450.00 |
| Elections | 4,400.00 | Federal Aid Revenues | | Total Taxes for Rate Computation | 15,184,838.82 |
| General Administration (other) | 469,978.00 | State and Local Fiscal Assistance Act Utilized | | Special District Taxes | |
| JUDICIARY | | State and Local Fiscal Assistance Act Utilized | | Bank Corp. Taxes | 46,272.44 |
| Municipal Courts | 72,052.00 | Sale of Acquired Property | | Added and Omitted Taxes | 18,757.57 |
| PUBLIC SAFETY | | Other Miscellaneous Revenues | | Total Taxes Levied - ABSTRACT | 15,071,418.83 |
| Fire Protection | 238,507.00 | Prior Years Surplus Appropriated | | Total Taxes Billed | 15,025,146.39 |
| Police Protection | 1,559,640.09 | REVENUES | | 1985 TAXES COLLECTED | 14,801,498.22 |
| Civil Defense & Disaster Control | 1,837.00 | Reserve For Uncollected Taxes | | 1985 Taxes Cancelled, Abated or Adjusted | 38,016.00 |
| Environmental Inspection & Control | 35,079.54 | CAPITAL OUTLAY | | Transfer to Tax Title Liens or Foreclosed | 13,565.20 |
| Other Public Safety | | TOTAL | | Balance Outstanding Dec. 31, 1985 | 172,066.97 |
| PUBLIC WORKS | | Public Enterprises | | PRIOR YEARS TAXES OUTSTANDING | |
| Streets and Drainage | 587,453.72 | Recreation—Culture | | Balance January 1, 1985 | 273,473.76 |
| Sewers and Sewage Processing | 526,104.00 | Public Works | | Collected in 1985 | 261,560.26 |
| Garbage and Trash Disposal | | Buildings and Grounds | | Cancelled, Abated or Adjusted 1985 | 1,743.42 |
| Public Buildings and Grounds | 171,795.00 | Library and Education | | Transfers to Tax Title Liens or Foreclosed | 10,170.08 |
| Other Public Works | 12,029.35 | Conservation | | Balance December 31, 1985 | |
| HEALTH and WELFARE | | All Other | | TAX TITLE LIENS OUTSTANDING | |
| Health Services Except Environmental | 33,594.00 | CAPITAL DEBT AUTHORIZED, DECEMBER 31, 1985 | | Balance January 1, 1985 | 13,609.45 |
| Welfare-Public Assistance | 4,790.00 | ISSUED AND UNISSUED | | Transfer From Taxes | 25,889.34 |
| Hospitals, Clinics, First Aid | | GROSS DEBT | | Redeemed in 1985 | |
| Animal, Insect, & Rodent Control | 9,000.00 | School | | Cancelled, Abated or Adjusted (1985) | |
| Other Welfare Services | | Self-liquidating | | Transfers to Foreclosed Property | |
| RECREATION and CONSERVATION | | Other | | Balance December 31, 1985 | 39,498.79 |
| Beaches and Boardwalks | | Total | | PROPERTY ACQUIRED BY DEED OR FORECLOSURE | |
| Parks, Playgrounds, Shade Trees | 6,780.00 | ISSUED AND OUTSTANDING | | Balance January 1, 1985 | 35,575.00 |
| Land Reclamation & Conservation | | School | | Transfers From Taxes or Liens | |
| Other Recreational Services | 9,485.00 | Self-Liquidating | | Sale for Cash (1985) | |
| EDUCATION (excluding schools) | | Other | | Cancelled, Abated or Adjusted (1985) | |
| Libraries | 157,000.00 | Total | | Balance December 31, 1985 | 35,575.00 |
| Other Educational Services | | EQUALIZED VALUATION BASIS | | CURRENT FINANCES DECEMBER 31, 1985 | |
| STATUTORY EXPENDITURES | | FOR NET DEBT COMPUTATION | | ASSETS | |
| Pensions & F. I. C. A. | 437,100.00 | REAL PROPERTY VALUATIONS | | Cash Dec. 31, 1985 | 1,788,217.93 |
| Employee Fringe Benefits | 178,000.00 | Code Class # of Parcels % VAL'N | | Taxes Receivable | 172,066.97 |
| Other Statutory Expenditures | | 1 Vacant Land 123 1.02 | | Tax Title Liens | 39,498.79 |
| CETA And Other Public Employment Programs | | 2 Residential 4630 77.32 | | Foreclosed Property | 35,575.00 |
| MUNICIPAL FUNCTIONS | | 3 Farm 3 .02 | | Emergencies & Other Deferred Charges | 112,000.00 |
| CAPITAL IMPROVEMENTS | | 4a Commercial 157 10.75 | | State and Federal Aid Receivable | 2,541.21 |
| DEBT SERVICE | | 4b Industrial 25 7.97 | | Other Receivables | 60,610.54 |
| Principal Payments | 325,000.00 | 4c Apartments 8 2.92 | | Total | 2,210,510.44 |
| Interest Payments | 180,409.63 | Total 4946 | | LIABILITIES, RESERVES, AND SURPLUS | |
| DEFERRED CHARGES | | Land Area 4.53 Sq. Miles | | Cash Liabilities | 663,848.52 |
| SCHOOL, COUNTY, SPECIAL DISTRICT TAXES | 12,538,245.50 | Net Valuation Taxable-Municipal | | Reserves for Receivables | 307,751.30 |
| RESERVE FOR UNCOLLECTED TAXES | 442,800.00 | Net Valuation Taxable-County | | Surplus Dec. 31, 1985 | 1,238,910.62 |
| EXPENDITURES | | State Equalized Valuation | | Total | 2,210,510.44 |
| TOTAL | 18,264,525.93 | State Equalization Ratio | | | |

0801
 Population 1980 **6,013**
 Population 1985 **6,033**
 S & P Rating
 Moody Rating

General Tax Rate Per \$100. **2.41**
 State Equalized Tax Rate **2.58**

CLAYTON BOROUGH – GLOUCESTER CO.
Form of Government:
Borough Council
Number of Members on Governing Body – 6

PER CAPITA:
 Gross Debt **289.86**
 Net Debt **172.82**
 Debt Service **33.32**
 Total Tax Levy **428.27**
 Municipal Expenditures **320.84**

PER CENT:
 Gross Debt **1.89**
 Net Debt **1.13**
 Tax Levy Collected **89.99**
 Tax Levy Cancelled, Abated or Adjusted **2.66**

| EXPENDITURES | | REVENUES-REALIZED | | 1985 PROPERTY TAX | |
|---|---------------------|--|-----------------------|--|--------------------------|
| GENERAL GOVERNMENT | | | | STATE EQUALIZED TAX RATE 1.29 | |
| Governing Body & Public Boards | 7,900.00 | 1985 Property Taxes Collected | 2,323,784.31 | Local District School Taxes | 1,286,529.25 |
| Municipal Clerk | 16,976.00 | 1985 Payments in Lieu of Taxes | | Regional & Consolidated School Tax | |
| Financial Administration | 39,190.00 | Delinquent Tax & Lien Collections | 141,944.98 | School Taxes in Municipal Budget | |
| Assessment of Taxes | 15,900.00 | Business Personalty Replacement Taxes | 44,093.51 | County Taxes | .62 619,824.22 |
| Collection of Taxes | 13,399.00 | Taxes from Public Utilities | 390,632.00 | County Library Taxes | .02 19,258.98 |
| Planning, Housing & Development | 6,887.50 | Other Miscellaneous Tax Revenues | | Local Municipal Purpose Taxes | .65 648,000.00 |
| Human Resources | | State Aid Revenues | 168,035.79 | Veteran & Senior Citizen Taxes | 59,950.00 |
| Elections | 2,000.00 | Federal Aid Revenues | | Total Taxes for Rate Computation | 2.58 2,633,562.45 |
| General Administration (other) | 157,050.00 | State and Local Fiscal Assistance Act Utilized | 84,656.51 | Special District Taxes | |
| JUDICIARY | | Sale of Acquired Property | | Bank Corp. Taxes | 1,476.16 |
| Municipal Courts | 31,956.00 | Other Miscellaneous Revenues | 217,566.96 | Added and Omitted Taxes | 8,657.12 |
| PUBLIC SAFETY | | Total | 3,370,714.06 | Total Taxes Levied - ABSTRACT | 2,583,745.73 |
| Fire Protection | 30,675.00 | Prior Years Surplus Appropriated | 322,792.63 | Total Taxes Billed | 2,582,269.57 |
| Police Protection | 508,504.00 | REVENUES TOTAL | 3,693,506.69 | 1985 TAXES COLLECTED | 2,323,784.31 |
| Civil Defense & Disaster Control | 500.00 | Reserve For Uncollected Taxes | 300,960.00 | 1985 Taxes Cancelled, Abated or Adjusted | 68,677.93 |
| Environmental Inspection & Control | 21,936.04 | CAPITAL OUTLAY TOTAL | 82,520.63 | Transfer to Tax Title Liens or Foreclosed | 15,128.76 |
| Other Public Safety | | Public Enterprises | | Balance Outstanding Dec. 31, 1985 | 174,678.57 |
| PUBLIC WORKS | | Recreation—Culture | 9,550.00 | PRIOR YEARS TAXES OUTSTANDING | |
| Streets and Drainage | 177,767.32 | Public Works | | Balance January 1, 1985 | 239,022.23 |
| Sewers and Sewage Processing | 189,225.00 | Buildings and Grounds | 72,970.63 | Collected in 1985 | 211,654.50 |
| Garbage and Trash Disposal | 34,989.00 | Library and Education | | Cancelled, Abated or Adjusted 1985 | |
| Public Buildings and Grounds | | Conservation | | Transfers to Tax Title Liens or Foreclosed | 15,275.05 |
| Other Public Works | | All Other | | Balance December 31, 1985 | 12,092.68 |
| HEALTH and WELFARE | | | | TAX TITLE LIENS OUTSTANDING | |
| Health Services Except Environmental | 4,032.68 | CAPITAL DEBT AUTHORIZED, DECEMBER 31, 1985 | | Balance January 1, 1985 | 150,998.45 |
| Welfare-Public Assistance | 8,050.00 | ISSUED AND UNISSUED GROSS DEBT | | Transfer From Taxes | 32,597.48 |
| Hospitals, Clinics, First Aid | | School | 350,000 | Redeemed in 1985 | 25,046.68 |
| Animal, Insect, & Rodent Control | 1,090.20 | Self-liquidating | 1,018,000 | Cancelled, Abated or Adjusted (1985) | |
| Other Welfare Services | | Other | 380,700 | Transfers to Foreclosed Property | |
| RECREATION and CONSERVATION | | Total | 1,748,700 | Balance December 31, 1985 | 158,549.25 |
| Beaches and Boardwalks | | ISSUED AND OUTSTANDING | | PROPERTY ACQUIRED BY DEED OR | |
| Parks, Playgrounds, Shade Trees | 375.00 | School | 350,000.00 | FORECLOSURE | |
| Land Reclamation & Conservation | 32,575.95 | Self-Liquidating | 1,018,000.00 | Balance January 1, 1985 | 236,204.50 |
| Other Recreational Services | | Other | 380,400.00 | Transfers From Taxes or Liens | |
| EDUCATION (excluding schools) | | Total | 1,748,400.00 | Sale for Cash (1985) | |
| Libraries | | EQUALIZED VALUATION BASIS | | Cancelled, Abated or Adjusted (1985) | |
| Other Educational Services | | FOR NET DEBT COMPUTATION | 92,633,645 | Balance December 31, 1985 | 236,204.50 |
| STATUTORY EXPENDITURES | | REAL PROPERTY VALUATIONS | | CURRENT FINANCES DECEMBER 31, 1985 | |
| Pensions & F. I. C. A. | 81,650.00 | Code Class # of Parcels % VAL'N | | ASSETS | |
| Employee Fringe Benefits | | 1 Vacant Land 309 3.23 | 3,409,200.00 | Cash Dec. 31, 1985 | 747,078.72 |
| Other Statutory Expenditures | 4,077.59 | 2 Residential 1679 71.55 | 75,477,200.00 | Taxes Receivable | 186,771.25 |
| CETA And Other Public Employment Programs | | 3 Farm 58 1.38 | 1,451,300.00 | Tax Title Liens | 158,549.25 |
| MUNICIPAL FUNCTIONS TOTAL | 1,386,706.28 | 4a Commercial 86 8.60 | 9,067,900.00 | Foreclosed Property | 236,204.50 |
| CAPITAL IMPROVEMENTS *MEMO* | | 4b Industrial 16 11.29 | 11,913,100.00 | Emergencies & Other Deferred Charges | 91,949.87 |
| DEBT SERVICE | | 4c Apartments 7 3.96 | 4,174,000.00 | State and Federal Aid Receivable | |
| Principal Payments | 162,800.00 | Total 2155 | 105,492,700.00 | Other Receivables | 560,902.24 |
| Interest Payments | 38,220.00 | Land Area 7.26 Sq. Miles | | Total | 1,981,455.83 |
| DEFERRED CHARGES | 46,943.38 | Net Valuation Taxable-Municipal | 106,902,295 | LIABILITIES, RESERVES, AND SURPLUS | |
| SCHOOL, COUNTY, SPECIAL DISTRICT TAXES | 1,925,612.45 | Net Valuation Taxable-County | 92,991,354 | Cash Liabilities | 805,063.81 |
| RESERVE FOR UNCOLLECTED TAXES | 300,960.00 | State Equalized Valuation | 100,103,287 | Reserves for Receivables | 647,572.84 |
| EXPENDITURES TOTAL | 3,861,242.11 | State Equalization Ratio | 106.89 | Surplus Dec. 31, 1985 | 528,819.18 |
| | | | | Total | 1,981,455.83 |

0411
Population 1980 **5,764**
Population 1985 **5,805**
S & P Rating
Moody Rating **BAA1**

General Tax Rate Per \$100. **4.64**
State Equalized Tax Rate **3.19**

CLEMENTON BOROUGH - CAMDEN CO.

Form of Government:

Borough Council

Number of Members on Governing Body - 6

PER CAPITA:

Gross Debt **615.35**
Net Debt **106.83**
Debt Service **17.31**
Total Tax Levy **472.50**
Municipal Expenditures **255.34**

PER CENT:

Gross Debt **4.44**
Net Debt **.77**
Tax Levy Collected **92.17**
Tax Levy Cancelled, Abated or Adjusted **.04**

| EXPENDITURES | REVENUES-REALIZED | 1985 PROPERTY TAX | |
|---|---------------------|---|---------------------|
| GENERAL GOVERNMENT | | STATE EQUALIZED TAX RATE 73 | |
| Governing Body & Public Boards | | Local District School Taxes .73 | 628,003.00 |
| Municipal Clerk | | Regional & Consolidated School Tax .70 | 599,961.07 |
| Financial Administration | 23,281.00 | School Taxes in Municipal Budget | |
| Assessment of Taxes | 9,524.00 | County Taxes 1.12 | 953,399.43 |
| Collection of Taxes | 33,960.00 | County Library Taxes .03 | 22,488.83 |
| Planning, Housing & Development | 5,590.86 | Local Municipal Purpose Taxes .62 | 526,400.00 |
| Human Resources | | Veteran & Senior Citizen Taxes | 65,950.00 |
| Elections | 3,500.00 | Total Taxes for Rate Computation 3.20 | 2,796,202.33 |
| General Administration (other) | 151,170.00 | Special District Taxes | |
| JUDICIARY | | Bank Corp. Taxes | 321.15 |
| Municipal Courts | 26,305.00 | Added and Omitted Taxes | 12,284.63 |
| PUBLIC SAFETY | | Total Taxes Levied - ABSTRACT | 2,742,858.11 |
| Fire Protection | 29,600.00 | Total Taxes Billed | 2,743,527.81 |
| Police Protection | 394,539.00 | 1985 TAXES COLLECTED | 2,528,577.22 |
| Civil Defense & Disaster Control | 1,100.00 | 1985 Taxes Cancelled, Abated or Adjusted | 1,026.66 |
| Environmental Inspection & Control | 15,350.00 | Transfer to Tax Title Liens or Foreclosed | |
| Other Public Safety | | Balance Outstanding Dec. 31, 1985 | 213,923.93 |
| PUBLIC WORKS | | PRIOR YEARS TAXES OUTSTANDING | |
| Streets and Drainage | 124,887.80 | Balance January 1, 1985 | 155,945.55 |
| Sewers and Sewage Processing | 139,900.00 | Collected in 1985 | 149,755.84 |
| Garbage and Trash Disposal | 16,600.00 | Cancelled, Abated or Adjusted 1985 | |
| Public Buildings and Grounds | | Transfers to Tax Title Liens or Foreclosed | |
| Other Public Works | | Balance December 31, 1985 | 6,189.71 |
| HEALTH and WELFARE | | TAX TITLE LIENS OUTSTANDING | |
| Health Services Except Environmental | 2,499.00 | Balance January 1, 1985 | 179,875.96 |
| Welfare-Public Assistance | 2,293.00 | Transfer From Taxes | |
| Hospitals, Clinics, First Aid | | Redeemed in 1985 | 64,336.52 |
| Animal, Insect, & Rodent Control | | Cancelled, Abated or Adjusted (1985) | |
| Other Welfare Services | | Transfers to Foreclosed Property | |
| RECREATION and CONSERVATION | | Balance December 31, 1985 | 115,539.44 |
| Beaches and Boardwalks | 400.00 | PROPERTY ACQUIRED BY DEED OR | |
| Parks, Playgrounds, Shade Trees | 1,000.00 | FORECLOSURE | |
| Land Reclamation & Conservation | 720.00 | Balance January 1, 1985 | 50,792.95 |
| Other Recreational Services | | Transfers From Taxes or Liens | |
| EDUCATION (excluding schools) | | Sale for Cash (1985) | |
| Libraries | 8,000.00 | Cancelled, Abated or Adjusted (1985) | |
| Other Educational Services | | Balance December 31, 1985 | 50,792.95 |
| STATUTORY EXPENDITURES | | CURRENT FINANCES DECEMBER 31, 1985 | |
| Pensions & F. I. C. A. | 67,774.14 | ASSETS | |
| Employee Fringe Benefits | 46,000.00 | Cash Dec. 31, 1985 | 762,184.98 |
| Other Statutory Expenditures | 4,500.00 | Taxes Receivable | 220,113.64 |
| CETA And Other Public Employment Programs | | Tax Title Liens | 115,539.44 |
| MUNICIPAL FUNCTIONS TOTAL | 1,108,493.80 | Foreclosed Property | 50,792.95 |
| CAPITAL IMPROVEMENTS *MEMO* | 23,000.00 | Emergencies & Other Deferred Charges | 216.44 |
| DEBT SERVICE | | State and Federal Aid Receivable | |
| Principal Payments | 60,000.00 | Other Receivables | 24,680.10 |
| Interest Payments | 40,458.37 | Total | 1,173,527.55 |
| DEFERRED CHARGES | 3,924.42 | LIABILITIES, RESERVES, AND SURPLUS | |
| SCHOOL, COUNTY, SPECIAL DISTRICT TAXES | 2,203,852.33 | Cash Liabilities | 412,910.70 |
| RESERVE FOR UNCOLLECTED TAXES | 269,359.78 | Reserves for Receivables | 411,126.13 |
| EXPENDITURES TOTAL | 3,686,088.70 | Surplus Dec. 31, 1985 | 349,490.72 |
| | | Total | 1,173,527.55 |

0206
Population 1980 21,464
Population 1985 20,863
S & P Rating
Moody Rating AAA

General Tax Rate Per \$100. 2.01
State Equalized Tax Rate 1.83

CLIFFSIDE PARK BOROUGH - BERGEN CO.
Form of Government:
Borough Council
Number of Members on Governing Body - 6

PER CAPITA:
Gross Debt 284.63
Net Debt 282.47
Debt Service 53.50
Total Tax Levy 724.66
Municipal Expenditures 403.51
PER CENT:
Gross Debt .80
Net Debt .79
Tax Levy Collected 96.88
Tax Levy Cancelled, Abated or Adjusted .05

| EXPENDITURES | | REVENUES-REALIZED | | 1985 PROPERTY TAX | |
|---|---------------|--|--------------------|--|--------------------|
| GENERAL GOVERNMENT | | | | STATE EQUALIZED TAX RATE | |
| Governing Body & Public Boards | 1,000.00 | 1985 Property Taxes Collected | 14,673,930.55 | Local District School Taxes | .73 6,018,411.50 |
| Municipal Clerk | | 1985 Payments in Lieu of Taxes | | Regional & Consolidated School Tax | |
| Financial Administration | 27,000.00 | Delinquent Tax & Lien Collections | 456,079.58 | School Taxes in Municipal Budget | |
| Assessment of Taxes | 46,051.00 | Business Personalty Replacement Taxes | 150,926.92 | County Taxes | .36 2,998,815.14 |
| Collection of Taxes | 132,614.00 | Taxes from Public Utilities | 676,073.00 | County Library Taxes | |
| Planning, Housing & Development | 26,452.00 | Other Miscellaneous Tax Revenues | | Local Municipal Purpose Taxes | .74 6,067,018.00 |
| Human Resources | | State Aid Revenues | 194,507.88 | Veteran & Senior Citizen Taxes | 185,350.00 |
| Elections | | Federal Aid Revenues | | Total Taxes for Rate Computation | 1.83 15,269,594.64 |
| General Administration (other) | 690,745.00 | State and Local Fiscal Assistance Act Utilized | 180,554.36 | Special District Taxes | |
| JUDICIARY | | Sale of Acquired Property | | Bank Corp. Taxes | 28,193.54 |
| Municipal Courts | 64,644.00 | Other Miscellaneous Revenues | 820,336.11 | Added and Omitted Taxes | 6,119.13 |
| PUBLIC SAFETY | | Total | 17,152,408.40 | Total Taxes Levied - ABSTRACT | 15,118,557.31 |
| Fire Protection | 599,743.00 | Prior Years Surplus Appropriated | 339,000.00 | Total Taxes Billed | 15,147,046.61 |
| Police Protection | 1,414,659.41 | REVENUES TOTAL | 17,491,408.40 | 1985 TAXES COLLECTED | 14,673,930.55 |
| Civil Defense & Disaster Control | 1,100.00 | Reserve For Uncollected Taxes | 770,447.00 | 1985 Taxes Cancelled, Abated or Adjusted | 7,014.90 |
| Environmental Inspection & Control | 22,210.00 | CAPITAL OUTLAY TOTAL | 414,759.85 | Transfer to Tax Title Liens or Foreclosed | 98.49 |
| Other Public Safety | | | | Balance Outstanding Dec. 31, 1985 | 466,002.67 |
| PUBLIC WORKS | | | | PRIOR YEARS TAXES OUTSTANDING | |
| Streets and Drainage | 514,050.00 | Public Enterprises | | Balance January 1, 1985 | 438,354.11 |
| Sewers and Sewage Processing | 1,000,777.47 | Recreation—Culture | | Collected in 1985 | 438,354.11 |
| Garbage and Trash Disposal | 483,494.00 | Public Works | | Cancelled, Abated or Adjusted 1985 | |
| Public Buildings and Grounds | 79,135.00 | Buildings and Grounds | 414,759.85 | Transfers to Tax Title Liens or Foreclosed | |
| Other Public Works | 76,000.00 | Library and Education | | Balance December 31, 1985 | |
| HEALTH and WELFARE | | Conservation | | TAX TITLE LIENS OUTSTANDING | |
| Health Services Except Environmental | 79,389.00 | All Other | | Balance January 1, 1985 | 18,037.42 |
| Welfare-Public Assistance | 9,902.00 | CAPITAL DEBT AUTHORIZED, DECEMBER 31, 1985 | | Transfer From Taxes | 98.49 |
| Hospitals, Clinics, First Aid | | ISSUED AND UNISSUED GROSS DEBT | | Redeemed in 1985 | 17,725.47 |
| Animal, Insect, & Rodent Control | | School 45,000 | | Cancelled, Abated or Adjusted (1985) | |
| Other Welfare Services | | Self-liquidating | 5,893,180 | Transfers to Foreclosed Property | |
| RECREATION and CONSERVATION | | Other | 5,938,180 | Balance December 31, 1985 | 410.44 |
| Beaches and Boardwalks | | Total | 5,938,180 | PROPERTY ACQUIRED BY DEED OR | |
| Parks, Playgrounds, Shade Trees | 28,941.00 | | | FORECLOSURE | |
| Land Reclamation & Conservation | | ISSUED AND OUTSTANDING | | Balance January 1, 1985 | 31,661.78 |
| Other Recreational Services | 60,150.00 | School | 45,000.00 | Transfers From Taxes or Liens | |
| EDUCATION (excluding schools) | | Self-Liquidating | | Sale for Cash (1985) | |
| Libraries | 191,101.00 | Other | 5,482,780.00 | Cancelled, Abated or Adjusted (1985) | |
| Other Educational Services | | Total | 5,527,780.00 | Balance December 31, 1985 | 31,661.78 |
| STATUTORY EXPENDITURES | | EQUALIZED VALUATION BASIS | | CURRENT FINANCES DECEMBER 31, 1985 | |
| Pensions & F. I. C. A. | 558,094.48 | FOR NET DEBT COMPUTATION | 741,343,860 | ASSETS | |
| Employee Fringe Benefits | 260,848.00 | REAL PROPERTY VALUATIONS | | Cash Dec. 31, 1985 | 2,839,747.93 |
| Other Statutory Expenditures | 1.00 | Code Class # of Parcels % VAL'N | ASSESSED VALUATION | Taxes Receivable | 466,002.67 |
| CETA And Other Public Employment Programs | | 1 Vacant Land 125 .56 | 4,153,500.00 | Tax Title Liens | 410.44 |
| MUNICIPAL FUNCTIONS TOTAL | 6,368,101.36 | 2 Residential 4838 82.89 | 620,070,200.00 | Foreclosed Property | 31,661.78 |
| CAPITAL IMPROVEMENTS *MEMO* | 35,000.00 | 3 Farm | | Emergencies & Other Deferred Charges | 139,000.00 |
| DEBT SERVICE | | 4a Commercial 247 8.35 | 62,452,100.00 | State and Federal Aid Receivable | 11,164.92 |
| Principal Payments | 636,100.00 | 4b Industrial 15 .66 | 4,916,800.00 | Other Receivables | 3,678.33 |
| Interest Payments | 480,169.50 | 4c Apartments 137 7.55 | 56,486,200.00 | Total | 3,491,666.07 |
| | | Total 5362 | 748,078,800.00 | LIABILITIES, RESERVES, AND SURPLUS | |
| DEFERRED CHARGES | 163,561.64 | Land Area 1.00 Sq. Miles | | Cash Liabilities | 1,284,115.60 |
| SCHOOL, COUNTY, SPECIAL DISTRICT TAXES | 9,017,226.64 | Net Valuation Taxable-Municipal | 753,279,974 | Reserves for Receivables | 501,753.22 |
| RESERVE FOR UNCOLLECTED TAXES | 770,447.00 | Net Valuation Taxable-County | 741,540,760 | Surplus Dec. 31, 1985 | 1,705,797.25 |
| EXPENDITURES TOTAL | 17,435,606.14 | State Equalized Valuation | 824,833,912 | Total | 3,491,666.07 |
| | | State Equalization Ratio | 91.27 | | |

1602
Population 1980 **74,388**
Population 1985 **76,675**
S & P Rating
Moody Rating **AAA**

General Tax Rate Per \$100. **4.46**
State Equalized Tax Rate **1.84**

CLIFTON CITY - PASSAIC COUNTY

Form of Government:

Council-Manager (1923)

Number of Members on Governing Body - 7

PER CAPITA:
Gross Debt **502.48**
Net Debt **382.22**
Debt Service **50.29**
Total Tax Levy **682.99**
Municipal Expenditures **421.09**

PER CENT:
Gross Debt **1.53**
Net Debt **1.17**
Tax Levy Collected **97.64**
Tax Levy Cancelled, Abated or Adjusted **.31**

| EXPENDITURES | | REVENUES-REALIZED | | 1985 PROPERTY TAX | |
|--|---------------|---|------------------|---|--------------------|
| GENERAL GOVERNMENT | | | | STATE EQUALIZED TAX RATE | |
| Governing Body & Public Boards | 34,510.00 | 1985 Property Taxes Collected | 50,871,137.57 | Local District School Taxes | .71 20,029,340.00 |
| Municipal Clerk | 162,540.00 | 1985 Payments in Lieu of Taxes | 93,966.67 | Regional & Consolidated School Tax | |
| Financial Administration | 210,245.00 | Delinquent Tax & Lien Collections | 1,065,909.96 | School Taxes in Municipal Budget | .02 607,200.00 |
| Assessment of Taxes | 224,425.00 | Business Personality Replacement Taxes | 3,161,018.36 | County Taxes | .58 16,386,077.00 |
| Collection of Taxes | 206,715.00 | Taxes from Public Utilities | 6,236,865.00 | County Library Taxes | |
| Planning, Housing & Development | 54,975.00 | Other Miscellaneous Tax Revenues | | Local Municipal Purpose Taxes | .52 14,813,258.23 |
| Human Resources | 59,393.64 | State Aid Revenues | 962,490.58 | Veteran & Senior Citizen Taxes | |
| Elections | 21,860.00 | Federal Aid Revenues | | Total Taxes for Rate Computation | 1.83 52,822,705.23 |
| General Administration (other) | 1,756,897.92 | State and Local Fiscal Assistance Act Utilized | 368,985.29 | Special District Taxes | |
| JUDICIARY. | | Sale of Acquired Property | | Bank Corp. Taxes | 266,539.38 |
| Municipal Courts | 288,435.00 | Other Miscellaneous Revenues | | Added and Omitted Taxes | 265,937.25 |
| PUBLIC SAFETY | | Total | 66,514,248.55 | Total Taxes Levied - ABSTRACT | 52,368,351.86 |
| Fire Protection | 4,457,767.41 | Prior Years Surplus Appropriated | 2,000,000.00 | Total Taxes Billed | 50,871,137.57 |
| Police Protection | 4,981,489.54 | REVENUES TOTAL | 68,514,248.55 | 1985 TAXES COLLECTED | |
| Civil Defense & Disaster Control | 7,615.00 | Reserve For Uncollected Taxes | 2,332,106.92 | 1985 Taxes Cancelled, Abated or Adjusted | 162,710.89 |
| Environmental Inspection & Control | 249,579.00 | CAPITAL OUTLAY TOTAL | 7,985,846.52 | Transfer to Tax Title Liens or Foreclosed | 28,485.08 |
| Other Public Safety | 268,785.00 | | | Balance Outstanding Dec. 31, 1985 | 1,039,478.94 |
| PUBLIC WORKS | | | | PRIOR YEARS TAXES OUTSTANDING | |
| Streets and Drainage | 1,419,620.33 | Public Enterprises | | Balance January 1, 1985 | 1,043,278.05 |
| Sewers and Sewage Processing | 4,887,000.00 | Recreation—Culture | 25,186.62 | Collected in 1985 | 1,014,285.52 |
| Garbage and Trash Disposal | | Public Works | 6,900,724.90 | Cancelled, Abated or Adjusted 1985 | 2,163.43 |
| Public Buildings and Grounds | 142,100.00 | Buildings and Grounds | 70,879.74 | Transfers to Tax Title Liens or Foreclosed | 503.36 |
| Other Public Works | 476,050.00 | Library and Education | 988,834.01 | Balance December 31, 1985 | 26,325.74 |
| HEALTH and WELFARE | | Conservation | 221.25 | TAX TITLE LIENS OUTSTANDING | |
| Health Services Except Environmental | 508,200.00 | All Other | | Balance January 1, 1985 | 297,310.74 |
| Welfare-Public Assistance | 63,085.00 | | | Transfer From Taxes | 29,064.62 |
| Hospitals, Clinics, First Aid | | CAPITAL DEBT AUTHORIZED, DECEMBER 31, 1985 | | Redeemed in 1985 | 51,624.44 |
| Animal, Insect, & Rodent Control | 38,800.00 | ISSUED AND UNISSUED | | Cancelled, Abated or Adjusted (1985) | |
| Other Welfare Services | | School | 4,967,500 | Transfers to Foreclosed Property | |
| RECREATION and CONSERVATION | | Self-Liquidating | 4,253,541 | Balance December 31, 1985 | 274,750.92 |
| Beaches and Boardwalks | 734,620.00 | Other | 29,306,533 | PROPERTY ACQUIRED BY DEED OR FORECLOSURE | |
| Parks, Playgrounds, Shade Trees | 950.00 | Total | 38,527,574 | Balance January 1, 1985 | 38,624.00 |
| Land Reclamation & Conservation | 87,235.00 | ISSUED AND OUTSTANDING | | Transfers From Taxes or Liens | |
| Other Recreational Services | | School | 3,454,000.00 | Sale for Cash (1985) | |
| EDUCATION (excluding schools) | | Self-Liquidating | 4,257,000.00 | Cancelled, Abated or Adjusted (1985) | |
| Libraries | 744,650.00 | Other | 13,768,000.00 | Balance December 31, 1985 | 38,624.00 |
| Other Educational Services | | Total | 21,479,000.00 | CURRENT FINANCES DECEMBER 31, 1985 | |
| STATUTORY EXPENDITURES | | EQUALIZED VALUATION BASIS | | ASSETS | |
| Pensions & F. I. C. A. | 2,537,310.00 | FOR NET DEBT COMPUTATION | 2,512,779,818 | Cash Dec. 31, 1985 | 8,417,918.36 |
| Employee Fringe Benefits | 1,448,870.00 | REAL PROPERTY VALUATIONS | | Taxes Receivable | 1,065,804.68 |
| Other Statutory Expenditures | 20,000.00 | Code Class # of Parcels % VAL'N | | Tax Title Liens | 274,750.92 |
| CETA And Other Public Employment Programs | | 1 Vacant Land 517 .90 | 10,466,800.00 | Foreclosed Property | 38,624.00 |
| MUNICIPAL FUNCTIONS TOTAL | 26,093,722.84 | 2 Residential 19293 59.62 | 689,572,700.00 | Emergencies & Other Deferred Charges | 61,045.26 |
| CAPITAL IMPROVEMENTS *MEMO* | 150,000.00 | 3 Farm 4 .01 | 102,200.00 | State and Federal Aid Receivable | |
| DEBT SERVICE | | 4a Commercial 1166 15.89 | 183,767,200.00 | Other Receivables | 127,035.11 |
| Principal Payments | 1,694,000.00 | 4b Industrial 312 19.51 | 225,705,400.00 | Total | 9,985,178.33 |
| Interest Payments | 2,162,234.75 | 4c Apartments 97 4.07 | 47,039,300.00 | LIABILITIES, RESERVES, AND SURPLUS | |
| TYPE I SCHL DEBT *MEMO | 607,169.00 | Total 21389 | 1,156,653,600.00 | Cash Liabilities | 6,150,632.54 |
| DEFERRED CHARGES | 5,333.45 | Land Area 11.20 Sq. Miles | | Reserves for Receivables | 1,506,214.71 |
| SCHOOL, COUNTY, SPECIAL DISTRICT TAXES | 37,022,617.00 | Net Valuation Taxable-Municipal | 1,163,767,100 | Surplus Dec. 31, 1985 | 2,328,331.08 |
| RESERVE FOR UNCOLLECTED TAXES | 2,332,106.92 | Net Valuation Taxable-County | 2,608,003,874 | Total | 9,985,178.33 |
| EXPENDITURES TOTAL | 69,310,014.96 | State Equalized Valuation | 2,811,923,092 | | |
| | | State Equalization Ratio | 41.24 | | |

1005
 Population 1980 **1,910**
 Population 1985 **1,909**
 S & P Rating
 Moody Rating **BAA1**

General Tax Rate Per \$100. **3.60**
 State Equalized Tax Rate **2.43**

CLINTON TOWN – HUNTERDON COUNTY
Form of Government:
Town Council
Number of Members on Governing Body – 7

PER CAPITA:
 Gross Debt **1,560.85**
 Net Debt **647.72**
 Debt Service **16.53**
 Total Tax Levy **1,084.21**
 Municipal Expenditures **489.68**

PER CENT:
 Gross Debt **4.15**
 Net Debt **1.72**
 Tax Levy Collected **96.94**
 Tax Levy Cancelled, Abated or Adjusted **.02**

| EXPENDITURES | | REVENUES-REALIZED | | 1985 PROPERTY TAX | |
|---|---------------------|--|--|--|---------------------|
| GENERAL GOVERNMENT | | | | STATE EQUALIZED TAX RATE | |
| Governing Body & Public Boards | | | | Local District School Taxes | .76 |
| Municipal Clerk | | | | Regional & Consolidated School Tax | .69 |
| Financial Administration | 14,616.00 | 1985 Property Taxes Collected | | School Taxes in Municipal Budget | |
| Assessment of Taxes | 6,670.00 | 1985 Payments in Lieu of Taxes | | County Taxes | .42 |
| Collection of Taxes | 8,406.00 | Delinquent Tax & Lien Collections | | County Library Taxes | .03 |
| Planning, Housing & Development | 11,686.00 | Business Personalty Replacement Taxes | | Local Municipal Purpose Taxes | .53 |
| Human Resources | | Taxes from Public Utilities | | Veteran & Senior Citizen Taxes | |
| Elections | | Other Miscellaneous Tax Revenues | | Total Taxes for Rate Computation | 2.43 |
| General Administration (other) | 99,428.09 | State Aid Revenues | | Special District Taxes | |
| JUDICIARY | | Federal Aid Revenues | | Bank Corp. Taxes | 31,462.30 |
| Municipal Courts | 26,000.00 | State and Local Fiscal Assistance Act Utilized | | Added and Omitted Taxes | 7,764.33 |
| PUBLIC SAFETY | | Sale of Acquired Property | | Total Taxes Levied - ABSTRACT | 2,069,765.62 |
| Fire Protection | 15,800.00 | Other Miscellaneous Revenues | | Total Taxes Billed | 2,039,774.47 |
| Police Protection | 184,940.00 | Prior Years Surplus Appropriated | | 1985 TAXES COLLECTED | 1,977,390.48 |
| Civil Defense & Disaster Control | 600.00 | REVENUES | | 1985 Taxes Cancelled, Abated or Adjusted | 385.20 |
| Environmental Inspection & Control | 8,150.00 | Reserve For Uncollected Taxes | | Transfer to Tax Title Liens or Foreclosed | 90.00 |
| Other Public Safety | | CAPITAL OUTLAY | | Balance Outstanding Dec. 31, 1985 | 61,908.79 |
| PUBLIC WORKS | | TOTAL | | PRIOR YEARS TAXES OUTSTANDING | |
| Streets and Drainage | 196,336.01 | Public Enterprises | | Balance January 1, 1985 | 58,223.48 |
| Sewers and Sewage Processing | 6,200.00 | Recreation—Culture | | Collected in 1985 | 58,216.68 |
| Garbage and Trash Disposal | 80,000.00 | Public Works | | Cancelled, Abated or Adjusted 1985 | |
| Public Buildings and Grounds | 26,993.00 | Buildings and Grounds | | Transfers to Tax Title Liens or Foreclosed | |
| Other Public Works | 14,220.70 | Library and Education | | Balance December 31, 1985 | 6.80 |
| HEALTH and WELFARE | | Conservation | | TAX TITLE LIENS OUTSTANDING | |
| Health Services Except Environmental | 2,565.00 | All Other | | Balance January 1, 1985 | 2,186.90 |
| Welfare-Public Assistance | 2,450.00 | CAPITAL DEBT AUTHORIZED, DECEMBER 31, 1985 | | Transfer From Taxes | 90.00 |
| Hospitals, Clinics, First Aid | | ISSUED AND UNISSUED | | Redeemed in 1985 | |
| Animal, Insect, & Rodent Control | | GROSS DEBT | | Cancelled, Abated or Adjusted (1985) | |
| Other Welfare Services | | NET DEBT | | Transfers to Foreclosed Property | |
| RECREATION and CONSERVATION | | | | Balance December 31, 1985 | 2,276.90 |
| Beaches and Boardwalks | | | | PROPERTY ACQUIRED BY DEED OR | |
| Parks, Playgrounds, Shade Trees | 9,175.00 | | | FORECLOSURE | |
| Land Reclamation & Conservation | 250.00 | | | Balance January 1, 1985 | |
| Other Recreational Services | | | | Transfers From Taxes or Liens | |
| EDUCATION (excluding schools) | | | | Sale for Cash (1985) | |
| Libraries | 1,000.00 | | | Cancelled, Abated or Adjusted (1985) | |
| Other Educational Services | 2,000.00 | | | Balance December 31, 1985 | |
| STATUTORY EXPENDITURES | | | | CURRENT FINANCES DECEMBER 31, 1985 | |
| Pensions & F. I. C. A. | 32,585.21 | | | ASSETS | |
| Employee Fringe Benefits | 11,000.00 | | | Cash Dec. 31, 1985 | 522,516.08 |
| Other Statutory Expenditures | 2,000.00 | | | Taxes Receivable | 61,915.59 |
| CETA And Other Public Employment Programs | | | | Tax Title Liens | 2,276.90 |
| MUNICIPAL FUNCTIONS | | | | Foreclosed Property | |
| CAPITAL IMPROVEMENTS | *MEMO* | | | Emergencies & Other Deferred Charges | 64,000.00 |
| DEBT SERVICE | | | | State and Federal Aid Receivable | 583.21 |
| Principal Payments | 20,000.00 | | | Other Receivables | 6,265.62 |
| Interest Payments | 11,550.00 | | | Total | 657,557.40 |
| DEFERRED CHARGES | 16,000.00 | | | LIABILITIES, RESERVES, AND SURPLUS | |
| SCHOOL, COUNTY, SPECIAL DISTRICT TAXES | 1,584,061.21 | | | Cash Liabilities | 148,181.09 |
| RESERVE FOR UNCOLLECTED TAXES | 124,178.39 | | | Reserves for Receivables | 70,458.11 |
| EXPENDITURES | 2,518,860.61 | | | Surplus Dec. 31, 1985 | 438,918.20 |
| | | | | Total | 657,557.40 |

1006
Population 1980 7,345
Population 1985 9,099
S & P Rating
Moody Rating

General Tax Rate Per \$100. 2.26
State Equalized Tax Rate 1.70

CLINTON TOWNSHIP - HUNTERDON CO.
Form of Government:
Small Municipality Plan C (OMCL 50)
Number of Members on Governing Body - 5

PER CAPITA:
Gross Debt 1,292.66
Net Debt 580.28
Debt Service 29.80
Total Tax Levy 1,059.47
Municipal Expenditures 304.02

PER CENT:
Gross Debt 2.72
Net Debt 1.22
Tax Levy Collected 97.58
Tax Levy Cancelled, Abated or Adjusted .06

| EXPENDITURES | | REVENUES-REALIZED | | 1985 PROPERTY TAX | |
|---|---------------|--|--------------------|--|-------------------|
| GENERAL GOVERNMENT | | | | STATE EQUALIZED TAX RATE | |
| Governing Body & Public Boards | | 1985 Property Taxes Collected | 9,432,322.37 | Local District School Taxes | .59 3,253,195.00 |
| Municipal Clerk | 57,850.00 | 1985 Payments in Lieu of Taxes | | Regional & Consolidated School Tax | .57 3,151,267.64 |
| Financial Administration | 22,750.00 | Delinquent Tax & Lien Collections | 214,857.16 | School Taxes in Municipal Budget | |
| Assessment of Taxes | 49,250.00 | Business Personality Replacement Taxes | 100,233.04 | County Taxes | .38 2,091,941.02 |
| Collection of Taxes | 35,001.00 | Taxes from Public Utilities | 483,342.00 | County Library Taxes | .02 129,859.69 |
| Planning, Housing & Development | 113,356.04 | Other Miscellaneous Tax Revenues | | Local Municipal Purpose Taxes | .13 692,703.25 |
| Human Resources | | State Aid Revenues | 55,987.41 | Veteran & Senior Citizen Taxes | |
| Elections | | Federal Aid Revenues | | Total Taxes for Rate Computation | 1.69 9,373,616.60 |
| General Administration (other) | 253,216.51 | State and Local Fiscal Assistance Act Utilized | 33,088.51 | Special District Taxes | |
| JUDICIARY | | Sale of Acquired Property | | Bank Corp. Taxes | 5,081.70 |
| Municipal Courts | 51,093.00 | Other Miscellaneous Revenues | 808,941.74 | Added and Omitted Taxes | 316,087.26 |
| PUBLIC SAFETY | | Total | 11,128,772.23 | Total Taxes Levied - ABSTRACT | 9,640,135.56 |
| Fire Protection | 86,475.00 | Prior Years Surplus Appropriated | 900,000.00 | Total Taxes Billed | 9,666,202.63 |
| Police Protection | 517,611.18 | REVENUES TOTAL | 12,028,772.23 | 1985 TAXES COLLECTED | 9,432,322.37 |
| Civil Defense & Disaster Control | 5.00 | Reserve For Uncollected Taxes | 575,205.26 | 1985 Taxes Cancelled, Abated or Adjusted | 5,704.77 |
| Environmental Inspection & Control | 105,832.00 | | | Transfer to Tax Title Liens or Foreclosed | 8,482.91 |
| Other Public Safety | | CAPITAL OUTLAY TOTAL | 29,586.60 | Balance Outstanding Dec. 31, 1985 | 219,692.58 |
| PUBLIC WORKS | | | | PRIOR YEARS TAXES OUTSTANDING | |
| Streets and Drainage | 343,359.00 | Public Enterprises | | Balance January 1, 1985 | 205,948.72 |
| Sewers and Sewage Processing | 29,224.84 | Recreation—Culture | | Collected in 1985 | 205,230.58 |
| Garbage and Trash Disposal | 13,000.00 | Public Works | 14,120.95 | Cancelled, Abated or Adjusted 1985 | 371.88 |
| Public Buildings and Grounds | 38,245.00 | Buildings and Grounds | 15,465.65 | Transfers to Tax Title Liens or Foreclosed | |
| Other Public Works | | Library and Education | | Balance December 31, 1985 | 346.26 |
| HEALTH and WELFARE | | Conservation | | TAX TITLE LIENS OUTSTANDING | |
| Health Services Except Environmental | 4,300.00 | All Other | | Balance January 1, 1985 | 57,186.41 |
| Welfare-Public Assistance | | CAPITAL DEBT AUTHORIZED, DECEMBER 31, 1985 | | Transfer From Taxes | 8,087.41 |
| Hospitals, Clinics, First Aid | | ISSUED AND UNISSUED GROSS DEBT NET DEBT | | Redeemed in 1985 | 9,626.58 |
| Animal, Insect, & Rodent Control | 170.00 | School 6,481,948 | | Cancelled, Abated or Adjusted (1985) | |
| Other Welfare Services | | Self-liquidating 5,280,000 | 5,280,000 | Transfers to Foreclosed Property | |
| RECREATION and CONSERVATION | | Other 11,761,948 | 5,280,000 | Balance December 31, 1985 | 55,647.24 |
| Beaches and Boardwalks | | Total | | PROPERTY ACQUIRED BY DEED OR | |
| Parks, Playgrounds, Shade Trees | 26,910.00 | | | FORECLOSURE | |
| Land Reclamation & Conservation | 1,300.00 | ISSUED AND OUTSTANDING | | Balance January 1, 1985 | 70,500.00 |
| Other Recreational Services | | School 1,367,606.64 | | Transfers From Taxes or Liens | 395.50 |
| EDUCATION (excluding schools) | | Self-Liquidating 2,757,500.00 | | Sale for Cash (1985) | |
| Libraries | | Other 4,125,106.64 | | Cancelled, Abated or Adjusted (1985) | 395.50 |
| Other Educational Services | | Total | | Balance December 31, 1985 | 70,500.00 |
| STATUTORY EXPENDITURES | | EQUALIZED VALUATION BASIS | | CURRENT FINANCES DECEMBER 31, 1985 | |
| Pensions & F. I. C. A. | 109,170.22 | FOR NET DEBT COMPUTATION | 431,686,401 | ASSETS | |
| Employee Fringe Benefits | 50,038.00 | REAL PROPERTY VALUATIONS | | Cash Dec. 31, 1985 | 4,942,451.25 |
| Other Statutory Expenditures | 8,000.00 | Code Class # of Parcels % VAL'N | ASSESSED VALUATION | Taxes Receivable | 220,038.84 |
| CETA And Other Public Employment Programs | | 1 Vacant Land 398 3.19 | 13,057,350.00 | Tax Title Liens | 55,647.24 |
| MUNICIPAL FUNCTIONS TOTAL | 1,916,156.79 | 2 Residential 2248 56.20 | 229,953,075.00 | Foreclosed Property | 70,500.00 |
| CAPITAL IMPROVEMENTS *MEMO* | 145,000.00 | 3 Farm 454 4.98 | 20,362,660.00 | Emergencies & Other Deferred Charges | 138,639.09 |
| DEBT SERVICE | | 4a Commercial 98 32.79 | 134,168,400.00 | State and Federal Aid Receivable | |
| Principal Payments | 207,500.00 | 4b Industrial 7 2.69 | 10,988,200.00 | Other Receivables | 88,759.47 |
| Interest Payments | 63,633.77 | 4c Apartments 3 .15 | 632,000.00 | Total | 5,516,035.89 |
| DEFERRED CHARGES | 3,763.60 | Total 3208 | 409,161,685.00 | LIABILITIES, RESERVES, AND SURPLUS | |
| SCHOOL, COUNTY, SPECIAL DISTRICT TAXES | 8,626,263.35 | Land Area 30.06 Sq. Miles | | Cash Liabilities | 3,517,268.65 |
| RESERVE FOR UNCOLLECTED TAXES | 575,205.26 | Net Valuation Taxable-Municipal | 413,721,919 | Reserves for Receivables | 434,945.55 |
| EXPENDITURES TOTAL | 11,392,522.77 | Net Valuation Taxable-County | 446,801,258 | Surplus Dec. 31, 1985 | 1,563,821.69 |
| | | State Equalized Valuation | 548,082,292 | Total | 5,516,035.89 |
| | | State Equalization Ratio | 75.28 | | |

0207
Population 1980 8,164
Population 1985 8,160
S & P Rating A
Moody Rating A1

General Tax Rate Per \$100. 2.95
State Equalized Tax Rate 2.20

CLOSTER BOROUGH - BERGEN COUNTY
Form of Government:
Borough Council
Number of Members on Governing Body - 6

PER CAPITA:
Gross Debt 875.95
Net Debt 853.40
Debt Service 88.15
Total Tax Levy 1,171.41
Municipal Expenditures 521.47
PER CENT:
Gross Debt 1.91
Net Debt 1.87
Tax Levy Collected 97.89
Tax Levy Cancelled, Abated or Adjusted .09

| EXPENDITURES | | REVENUES-REALIZED | | 1985 PROPERTY TAX | |
|--|---------------|---|----------------|--|--------------|
| GENERAL GOVERNMENT | | | | STATE EQUALIZED TAX RATE \rightarrow .77 | |
| Governing Body & Public Boards | | 1985 Property Taxes Collected | 9,342,256.64 | Local District School Taxes | 3,291,128.60 |
| Municipal Clerk | 58,786.00 | 1985 Payments in Lieu of Taxes | | Regional & Consolidated School Tax | 2,359,789.13 |
| Financial Administration | 106,897.00 | Delinquent Tax & Lien Collections | 199,207.23 | School Taxes in Municipal Budget | |
| Assessment of Taxes | 18,140.34 | Business Personalty Replacement Taxes | 94,023.88 | County Taxes | 1,515,951.52 |
| Collection of Taxes | 5,500.00 | Taxes from Public Utilities | 1,162,009.00 | County Library Taxes | |
| Planning, Housing & Development | 52,140.00 | Other Miscellaneous Tax Revenues | | Local Municipal Purpose Taxes | 2,270,552.24 |
| Human Resources | 3,200.00 | State Aid Revenues | 75,774.94 | Veteran & Senior Citizen Taxes | 74,800.00 |
| Elections | 1,560.00 | Federal Aid Revenues | | Total Taxes for Rate Computation | 9,512,221.49 |
| General Administration (other) | 320,341.45 | State and Local Fiscal Assistance Act Utilized | 66,229.00 | Special District Taxes | |
| JUDICIARY | | Sale of Acquired Property | | Bank Corp. Taxes | 18,035.97 |
| Municipal Courts | 44,538.00 | Other Miscellaneous Revenues | 466,380.09 | Added and Omitted Taxes | 103,234.57 |
| PUBLIC SAFETY | | Total | 11,405,880.78 | Total Taxes Levied - ABSTRACT | 9,558,692.03 |
| Fire Protection | 119,949.00 | Prior Years Surplus Appropriated | 207,000.00 | Total Taxes Billed | 9,543,770.62 |
| Police Protection | 873,245.21 | REVENUES TOTAL | 11,612,880.78 | 1985 TAXES COLLECTED | 9,342,256.64 |
| Civil Defense & Disaster Control | | Reserve For Uncollected Taxes | 281,005.81 | 1985 Taxes Cancelled, Abated or Adjusted | 8,938.03 |
| Environmental Inspection & Control | 27,021.00 | CAPITAL OUTLAY | 69,893.68 | Transfer to Tax Title Liens or Foreclosed | |
| Other Public Safety | | TOTAL | | Balance Outstanding Dec. 31, 1985 | 192,575.95 |
| PUBLIC WORKS | | Public Enterprises | | PRIOR YEARS TAXES OUTSTANDING | |
| Streets and Drainage | 326,645.00 | Recreation—Culture | | Balance January 1, 1985 | 192,833.79 |
| Sewers and Sewage Processing | 209,882.33 | Public Works | 3,672.79 | Collected in 1985 | 192,833.79 |
| Garbage and Trash Disposal | 327,516.49 | Buildings and Grounds | 66,220.89 | Cancelled, Abated or Adjusted 1985 | |
| Public Buildings and Grounds | 19,000.00 | Library and Education | | Transfers to Tax Title Liens or Foreclosed | |
| Other Public Works | 50,000.00 | Conservation | | Balance December 31, 1985 | |
| HEALTH and WELFARE | | All Other | | TAX TITLE LIENS OUTSTANDING | |
| Health Services Except Environmental | 58,466.00 | CAPITAL DEBT AUTHORIZED, DECEMBER 31, 1985 | | Balance January 1, 1985 | 6,373.44 |
| Welfare-Public Assistance | 2,075.00 | ISSUED AND UNISSUED | | Transfer From Taxes | |
| Hospitals, Clinics, First Aid | | School | 122,820 | Redeemed in 1985 | 6,373.44 |
| Animal, Insect, & Rodent Control | | Self-liquidating | | Cancelled, Abated or Adjusted (1985) | |
| Other Welfare Services | | Other | 7,024,891 | Transfers to Foreclosed Property | |
| RECREATION and CONSERVATION | | Total | 7,147,712 | Balance December 31, 1985 | |
| Beaches and Boardwalks | | ISSUED AND OUTSTANDING | | PROPERTY ACQUIRED BY DEED OR | |
| Parks, Playgrounds, Shade Trees | 15,000.00 | School | | FORECLOSURE | |
| Land Reclamation & Conservation | 700.00 | Self-Liquidating | | Balance January 1, 1985 | 130,531.25 |
| Other Recreational Services | 46,431.50 | Other | | Transfers From Taxes or Liens | |
| EDUCATION (excluding schools) | | Total | | Sale for Cash (1985) | |
| Libraries | 106,600.00 | EQUALIZED VALUATION BASIS | | Cancelled, Abated or Adjusted (1985) | |
| Other Educational Services | | FOR NET DEBT COMPUTATION | 373,281,876 | Balance December 31, 1985 | 130,531.25 |
| STATUTORY EXPENDITURES | | REAL PROPERTY VALUATIONS | | CURRENT FINANCES DECEMBER 31, 1985 | |
| Pensions & F. I. C. A. | 256,833.39 | Code Class # of Parcels % VAL'N | | ASSETS | |
| Employee Fringe Benefits | 141,000.00 | 1 Vacant Land 166 2.81 | 8,839,000.00 | Cash Dec. 31, 1985 | 960,628.62 |
| Other Statutory Expenditures | 12,500.00 | 2 Residential 2521 85.39 | 268,776,200.00 | Taxes Receivable | 192,575.95 |
| CETA And Other Public Employment Programs | | 3 Farm 6 .15 | 472,700.00 | Tax Title Liens | |
| MUNICIPAL FUNCTIONS | | 4a Commercial 97 9.89 | 31,121,600.00 | Foreclosed Property | 130,531.25 |
| CAPITAL IMPROVEMENTS | *MEMO* | 4b Industrial 7 1.74 | 5,490,000.00 | Emergencies & Other Deferred Charges | 33,800.00 |
| DEBT SERVICE | | 4c Apartments 1 .03 | 80,600.00 | State and Federal Aid Receivable | |
| Principal Payments | 300,000.00 | Total 2798 | 314,780,100.00 | Other Receivables | 1,028.00 |
| Interest Payments | 419,330.00 | Land Area 3.17 Sq. Miles | | Total | 1,318,563.82 |
| DEFERRED CHARGES | | Net Valuation Taxable-Municipal | 320,018,171 | LIABILITIES, RESERVES, AND SURPLUS | |
| SCHOOL, COUNTY, SPECIAL DISTRICT TAXES | 7,166,869.25 | Net Valuation Taxable-County | 375,440,095 | Cash Liabilities | 369,895.92 |
| RESERVE FOR UNCOLLECTED TAXES | 281,005.81 | State Equalized Valuation | 427,025,690 | Reserves for Receivables | 324,135.20 |
| EXPENDITURES | | State Equalization Ratio | 74.63 | Surplus Dec. 31, 1985 | 624,532.70 |
| TOTAL | 11,422,072.77 | | | Total | 1,318,563.82 |

0412
 Population 1980 **15,838**
 Population 1985 **15,724**
 S & P Rating
 Moody Rating **AA**

General Tax Rate Per \$100.
3.32
 State Equalized Tax Rate
3.08

COLLINGSWOOD BOROUGH - CAMDEN CO.
Form of Government:
Commission (1911)
Number of Members on Governing Body - 3

PER CAPITA:
 Gross Debt **206.75**
 Net Debt **166.05**
 Debt Service **11.46**
 Total Tax Levy **561.75**
 Municipal Expenditures **246.44**

PER CENT:
 Gross Debt **1.24**
 Net Debt **1.00**
 Tax Levy Collected **97.08**
 Tax Levy Cancelled, Abated or Adjusted **.18**

| EXPENDITURES | | REVENUES-REALIZED | | 1985 PROPERTY TAX | |
|---|---------------|--|----------------|--|--------------|
| GENERAL GOVERNMENT | | | | STATE EQUALIZED TAX RATE | |
| Governing Body & Public Boards | | 1985 Property Taxes Collected | 8,543,675.60 | Local District School Taxes | 1.39 |
| Municipal Clerk | | 1985 Payments in Lieu of Taxes | | Regional & Consolidated School Tax | |
| Financial Administration | 23,000.00 | Delinquent Tax & Lien Collections | 310,012.20 | School Taxes in Municipal Budget | |
| Assessment of Taxes | 18,500.00 | Business Personalty Replacement Taxes | 115,852.16 | County Taxes | 1.09 |
| Collection of Taxes | 52,266.00 | Taxes from Public Utilities | 693,066.00 | County Library Taxes | |
| Planning, Housing & Development | 9,511.16 | Other Miscellaneous Tax Revenues | | Local Municipal Purpose Taxes | .59 |
| Human Resources | 15,796.98 | State Aid Revenues | 457,710.35 | Veteran & Senior Citizen Taxes | |
| Elections | 16,200.00 | Federal Aid Revenues | | Total Taxes for Rate Computation | 3.07 |
| General Administration (other) | 239,079.38 | State and Local Fiscal Assistance Act Utilized | 62,729.00 | Special District Taxes | |
| JUDICIARY* | | Sale of Acquired Property | | Bank Corp. Taxes | 35,906.51 |
| Municipal Courts | 68,128.00 | Other Miscellaneous Revenues | 473,742.56 | Added and Omitted Taxes | 17,306.76 |
| PUBLIC SAFETY | | Total | 10,656,787.87 | Total Taxes Levied - ABSTRACT | 8,832,971.13 |
| Fire Protection | 291,354.63 | Prior Years Surplus Appropriated | 450,000.00 | Total Taxes Billed | 8,800,669.59 |
| Police Protection | 909,798.42 | REVENUES | 11,106,787.87 | 1985 TAXES COLLECTED | 8,543,675.60 |
| Civil Defense & Disaster Control | 330.00 | Reserve For Uncollected Taxes | 396,470.17 | 1985 Taxes Cancelled, Abated or Adjusted | 16,185.85 |
| Environmental Inspection & Control | 41,797.00 | CAPITAL OUTLAY | 393,552.28 | Transfer to Tax Title Liens or Foreclosed | 31,979.91 |
| Other Public Safety | | TOTAL | 142,453.25 | Balance Outstanding Dec. 31, 1985 | 208,828.23 |
| PUBLIC WORKS | | | | PRIOR YEARS TAXES OUTSTANDING | |
| Streets and Drainage | 362,382.08 | Public Enterprises | | Balance January 1, 1985 | 273,053.95 |
| Sewers and Sewage Processing | | Recreation—Culture | | Collected in 1985 | 253,378.34 |
| Garbage and Trash Disposal | 286,289.23 | Public Works | 76,184.87 | Cancelled, Abated or Adjusted 1985 | 4,362.21 |
| Public Buildings and Grounds | 35,410.00 | Buildings and Grounds | 174,914.16 | Transfers to Tax Title Liens or Foreclosed | 12,072.11 |
| Other Public Works | | Library and Education | | Balance December 31, 1985 | 3,241.29 |
| HEALTH and WELFARE | | Conservation | | TAX TITLE LIENS OUTSTANDING | |
| Health Services Except Environmental | 225.00 | All Other | | Balance January 1, 1985 | 90,956.10 |
| Welfare-Public Assistance | 12,701.00 | CAPITAL DEBT AUTHORIZED, DECEMBER 31, 1985 | | Transfer From Taxes | 46,366.52 |
| Hospitals, Clinics, First Aid | | ISSUED AND UNISSUED | | Redeemed in 1985 | 56,633.86 |
| Animal, Insect, & Rodent Control | 7,318.00 | School | 640,000 | Cancelled, Abated or Adjusted (1985) | 286.09 |
| Other Welfare Services | | Self-liquidating | 1,377,550 | Transfers to Foreclosed Property | |
| RECREATION and CONSERVATION | | Other | 1,233,400 | Balance December 31, 1985 | 80,402.67 |
| Beaches and Boardwalks | | Total | 3,250,950 | PROPERTY ACQUIRED BY DEED OR | |
| Parks, Playgrounds, Shade Trees | 67,043.24 | ISSUED AND OUTSTANDING | | FORECLOSURE | |
| Land Reclamation & Conservation | 250.00 | School | 640,000.00 | Balance January 1, 1985 | 3,250.00 |
| Other Recreational Services | 47,510.00 | Self-Liquidating | 1,329,150.00 | Transfers From Taxes or Liens | |
| EDUCATION (excluding schools) | | Other | 1,078,000.00 | Sale for Cash (1985) | |
| Libraries | 155,527.00 | Total | 3,047,150.00 | Cancelled, Abated or Adjusted (1985) | |
| Other Educational Services | 500.00 | EQUALIZED VALUATION BASIS | | Balance December 31, 1985 | 3,250.00 |
| STATUTORY EXPENDITURES | | FOR NET DEBT COMPUTATION | 262,366,136 | CURRENT FINANCES DECEMBER 31, 1985 | |
| Pensions & F. I. C. A. | 260,565.00 | REAL PROPERTY VALUATIONS | | ASSETS | |
| Employee Fringe Benefits | 116,000.00 | Code Class # of Parcels % VAL'N | | Cash Dec. 31, 1985 | 1,368,228.69 |
| Other Statutory Expenditures | | 1 Vacant Land 160 .80 | 2,076,900.00 | Taxes Receivable | 212,069.52 |
| CETA And Other Public Employment Programs | | 2 Residential 3926 74.65 | 192,935,250.00 | Tax Title Liens | 80,402.67 |
| MUNICIPAL FUNCTIONS | 3,037,482.12 | 3 Farm | | Foreclosed Property | 3,250.00 |
| CAPITAL IMPROVEMENTS | 10,000.00 | 4a Commercial 362 14.42 | 37,268,650.00 | Emergencies & Other Deferred Charges | 93,133.29 |
| DEBT SERVICE | | 4b Industrial | | State and Federal Aid Receivable | 6,700.00 |
| Principal Payments | 115,000.00 | 4c Apartments 43 10.13 | 26,170,400.00 | Other Receivables | 81,069.42 |
| Interest Payments | 65,138.48 | Total 4491 | 258,451,200.00 | Total | 1,844,853.59 |
| DEFERRED CHARGES | 260,862.82 | Land Area 1.86 Sq. Miles | | LIABILITIES, RESERVES, AND SURPLUS | |
| SCHOOL, COUNTY, SPECIAL DISTRICT TAXES | 7,084,757.86 | Net Valuation Taxable-Municipal | 264,798,338 | Cash Liabilities | 494,352.17 |
| RESERVE FOR UNCOLLECTED TAXES | 396,470.17 | Net Valuation Taxable-County | 270,228,401 | Reserves for Receivables | 362,494.63 |
| EXPENDITURES | | State Equalized Valuation | 285,241,278 | Surplus Dec. 31, 1985 | 988,006.79 |
| TOTAL | 10,959,711.45 | State Equalization Ratio | 92.67 | Total | 1,844,853.59 |

1309
 Population 1980 **7,888**
 Population 1985 **8,102**
 S & P Rating
 Moody Rating

General Tax Rate Per \$100.
2.55
 State Equalized Tax Rate
1.80

COLTS NECK TOWNSHIP – MONMOUTH CO.
Form of Government:
Township Committee
Number of Members on Governing Body – 5

PER CAPITA:
 Gross Debt **327.68**
 Net Debt **87.19**
 Debt Service **17.13**
 Total Tax Levy **919.83**
 Municipal Expenditures **350.78**

PER CENT:
 Gross Debt **.74**
 Net Debt **.20**
 Tax Levy Collected **96.59**
 Tax Levy Cancelled, Abated or Adjusted

| EXPENDITURES | | REVENUES-REALIZED | | 1985 PROPERTY TAX | |
|---|----------------------|--|----------------------|--|--------------------------|
| GENERAL GOVERNMENT | | | | STATE EQUALIZED TAX RATE | |
| Governing Body & Public Boards | | 1985 Property Taxes Collected | 7,186,902.98 | Local District School Taxes | .80 3,185,950.50 |
| Municipal Clerk | | 1985 Payments in Lieu of Taxes | | Regional & Consolidated School Tax | .49 1,966,584.15 |
| Financial Administration | 24,075.00 | Delinquent Tax & Lien Collections | 299,753.86 | School Taxes in Municipal Budget | |
| Assessment of Taxes | 17,455.00 | Business Personalty Replacement Taxes | 62,268.72 | County Taxes | .49 1,949,748.70 |
| Collection of Taxes | 27,485.00 | Taxes from Public Utilities | 1,161,799.00 | County Library Taxes | .02 73,050.47 |
| Planning, Housing' & Development | 33,300.00 | Other Miscellaneous Tax Revenues | | Local Municipal Purpose Taxes | |
| Human Resources | | State Aid Revenues | 42,740.58 | Veteran & Senior Citizen Taxes | 32,600.00 |
| Elections | 6,500.00 | Federal Aid Revenues | | Total Taxes for Rate Computation | 1.80 7,207,933.82 |
| General Administration (other) | 423,525.00 | State and Local Fiscal Assistance Act Utilized | 34,954.00 | Special District Taxes | |
| JUDICIARY | | Sale of Acquired Property | | Bank Corp. Taxes | 12,051.36 |
| Municipal Courts | 77,245.00 | Other Miscellaneous Revenues | 597,293.23 | Added and Omitted Taxes | 265,047.87 |
| PUBLIC SAFETY | | Total | 9,385,712.37 | Total Taxes Levied - ABSTRACT | 7,452,433.05 |
| Fire Protection | 63,800.00 | Prior Years Surplus Appropriated | 850,000.00 | Total Taxes Billed | 7,440,381.69 |
| Police Protection | 552,300.00 | REVENUES TOTAL | 10,235,712.37 | 1985 TAXES COLLECTED | 7,186,902.98 |
| Civil Defense & Disaster Control | 150.00 | Reserve For Uncollected Taxes | 361,673.00 | 1985 Taxes Cancelled, Abated or Adjusted | |
| Environmental Inspection & Control | 22,100.00 | CAPITAL OUTLAY TOTAL | 334,132.42 | Transfer to Tax Title Liens or Foreclosed | |
| Other Public Safety | | Public Enterprises | | Balance Outstanding Dec. 31, 1985 | 253,478.71 |
| PUBLIC WORKS | | Recreation—Culture | | PRIOR YEARS TAXES OUTSTANDING | |
| Streets and Drainage | 566,980.00 | Public Works | 298,754.92 | Balance January 1, 1985 | 263,263.00 |
| Sewers and Sewage Processing | | Buildings and Grounds | 35,377.50 | Collected in 1985 | 261,024.51 |
| Garbage and Trash Disposal | 61,700.00 | Library and Education | | Cancelled, Abated or Adjusted 1985 | |
| Public Buildings and Grounds | | Conservation | | Transfers to Tax Title Liens or Foreclosed | |
| Other Public Works | | All Other | | Balance December 31, 1985 | 2,238.49 |
| HEALTH and WELFARE | | CAPITAL DEBT AUTHORIZED, DECEMBER 31, 1985 | | TAX TITLE LIENS OUTSTANDING | |
| Health Services Except Environmental | 42,600.00 | ISSUED AND UNISSUED | | Balance January 1, 1985 | 87,689.97 |
| Welfare-Public Assistance | 11,520.00 | School | 1,948,505 | Transfer From Taxes | |
| Hospitals, Clinics, First Aid | | Self-Liquidating | | Redeemed in 1985 | 38,729.35 |
| Animal, Insect, & Rodent Control | | Other | 706,386 | Cancelled, Abated or Adjusted (1985) | |
| Other Welfare Services | | Total | 2,654,891 | Transfers to Foreclosed Property | |
| RECREATION and CONSERVATION | | ISSUED AND OUTSTANDING | | Balance December 31, 1985 | 48,960.62 |
| Beaches and Boardwalks | | School | 1,948,505.11 | PROPERTY ACQUIRED BY DEED OR | |
| Parks, Playgrounds, Shade Trees | 13,725.00 | Self-Liquidating | | FORECLOSURE | |
| Land Reclamation & Conservation | 1,400.00 | Other | 146,250.00 | Balance January 1, 1985 | |
| Other Recreational Services | 97,795.00 | Total | 2,094,755.11 | Transfers From Taxes or Liens | |
| EDUCATION (excluding schools) | | EQUALIZED VALUATION BASIS | | Sale for Cash (1985) | |
| Libraries | 23,700.00 | FOR NET DEBT COMPUTATION | 357,578,009 | Cancelled, Abated or Adjusted (1985) | |
| Other Educational Services | | REAL PROPERTY VALUATIONS | | Balance December 31, 1985 | |
| STATUTORY EXPENDITURES | | Code Class # of Parcels % VAL'N | | CURRENT FINANCES DECEMBER 31, 1985 | |
| Pensions & F. I. C. A. | 89,000.36 | 1 Vacant Land 165 2.63 | | ASSETS | |
| Employee Fringe Benefits | | 2 Residential 1894 81.01 | | Cash Dec. 31, 1985 | 3,509,002.71 |
| Other Statutory Expenditures | 8,000.00 | 3 Farm 525 11.03 | | Taxes Receivable | 255,717.20 |
| CETA And Other Public Employment Programs | | 4a Commercial 57 5.34 | | Tax Title Liens | 48,960.62 |
| MUNICIPAL FUNCTIONS TOTAL | 2,164,355.36 | 4b Industrial | | Foreclosed Property | |
| CAPITAL IMPROVEMENTS *MEMO* | 25,000.00 | 4c Apartments | | Emergencies & Other Deferred Charges | 40,000.00 |
| DEBT SERVICE | | Total | 2641 | State and Federal Aid Receivable | |
| Principal Payments | 125,000.00 | Land Area 31.70 Sq. Miles | | Other Receivables | 31,000.00 |
| Interest Payments | 13,800.00 | Net Valuation Taxable-Municipal | 281,733,688 | Total | 3,884,680.53 |
| DEFERRED CHARGES | 177,196.64 | Net Valuation Taxable-County | 368,945,827 | LIABILITIES, RESERVES, AND SURPLUS | |
| SCHOOL, COUNTY, SPECIAL DISTRICT TAXES | 7,175,333.82 | State Equalized Valuation | 397,951,900 | Cash Liabilities | 2,449,150.14 |
| RESERVE FOR UNCOLLECTED TAXES | 361,673.00 | State Equalization Ratio | 70.58 | Reserves for Receivables | 335,677.82 |
| EXPENDITURES TOTAL | 10,017,358.82 | | | Surplus Dec. 31, 1985 | 1,099,852.57 |

0602
Population 1980 4,674
Population 1985 4,884
S & P Rating
Moody Rating

General Tax Rate Per \$100.
3.29
State Equalized Tax Rate
2.46

COMMERCIAL TWP. - CUMBERLAND CO.
Form of Government:
Township Committee
Number of Members on Governing Body - 3

PER CAPITA:
Gross Debt 131.45
Net Debt 89.07
Debt Service 14.14
Total Tax Levy 311.05
Municipal Expenditures 190.70
PER CENT:
Gross Debt 1.33
Net Debt .90
Tax Levy Collected 86.85
Tax Levy Cancelled, Abated or Adjusted

| EXPENDITURES | | REVENUES-REALIZED | | 1985 PROPERTY TAX | |
|---|--------------|--|---------------|--|-------------------|
| GENERAL GOVERNMENT | | | | STATE EQUALIZED TAX RATE | |
| Governing Body & Public Boards | | 1985 Property Taxes Collected | 1,323,510.36 | Local District School Taxes | 1.10 583,321.00 |
| Municipal Clerk | | 1985 Payments in Lieu of Taxes | | Regional & Consolidated School Tax | |
| Financial Administration | 29,300.00 | Delinquent Tax & Lien Collections | 169,992.78 | School Taxes in Municipal Budget | |
| Assessment of Taxes | 15,600.00 | Business Personalty Replacement Taxes | 39,467.64 | County Taxes | 1.13 * 597,290.73 |
| Collection of Taxes | 42,500.00 | Taxes from Public Utilities | 289,638.00 | County Library Taxes | |
| Planning, Housing & Development | 7,000.00 | Other Miscellaneous Tax Revenues | | Local Municipal Purpose Taxes | .23 120,837.93 |
| Human Resources | | State Aid Revenues | 75,780.85 | Veteran & Senior Citizen Taxes | 90,850.00 |
| Elections | 2,500.00 | Federal Aid Revenues | | Total Taxes for Rate Computation | 2.46 1,392,299.66 |
| General Administration (other) | 114,800.00 | State and Local Fiscal Assistance Act Utilized | 20,394.00 | Special District Taxes | 190,153.73 |
| JUDICIARY | | Sale of Acquired Property | | Bank Corp. Taxes | 1,521.11 |
| Municipal Courts | 26,000.00 | Other Miscellaneous Revenues | 173,311.04 | Added and Omitted Taxes | 26,023.80 |
| PUBLIC SAFETY | | Total | 2,092,094.67 | Total Taxes Levied - ABSTRACT | 1,519,148.30 |
| Fire Protection | 300.00 | Prior Years Surplus Appropriated | 163,000.00 | Total Taxes Billed | 1,523,975.96 |
| Police Protection | 5,500.00 | REVENUES TOTAL | 2,255,094.67 | 1985 TAXES COLLECTED | 1,323,510.36 |
| Civil Defense & Disaster Control | | Reserve For Uncollected Taxes | 234,278.55 | 1985 Taxes Cancelled, Abated or Adjusted | |
| Environmental Inspection & Control | 15,888.00 | CAPITAL OUTLAY TOTAL | 56,781.40 | Transfer to Tax Title Liens or Foreclosed | 37,255.85 |
| Other Public Safety | | | | Balance Outstanding Dec. 31, 1985 | 163,209.75 |
| PUBLIC WORKS | | | | PRIOR YEARS TAXES OUTSTANDING | |
| Streets and Drainage | 198,809.00 | Public Enterprises | | Balance January 1, 1985 | 188,635.53 |
| Sewers and Sewage Processing | 10,000.00 | Recreation—Culture | | Collected in 1985 | 146,693.95 |
| Garbage and Trash Disposal | 49,000.00 | Public Works | 56,781.40 | Cancelled, Abated or Adjusted 1985 | |
| Public Buildings and Grounds | 28,600.00 | Buildings and Grounds | | Transfers to Tax Title Liens or Foreclosed | 7,442.86 |
| Other Public Works | | Library and Education | | Balance December 31, 1985 | 34,498.72 |
| HEALTH and WELFARE | | Conservation | | TAX TITLE LIENS OUTSTANDING | |
| Health Services Except Environmental | | All Other | | Balance January 1, 1985 | 105,605.35 |
| Welfare-Public Assistance | 14,500.00 | CAPITAL DEBT AUTHORIZED, DECEMBER 31, 1985 | | Transfer From Taxes | 46,455.72 |
| Hospitals, Clinics, First Aid | | ISSUED AND UNISSUED GROSS DEBT | | Redeemed in 1985 | 23,298.83 |
| Animal, Insect, & Rodent Control | 11,400.00 | School | 207,000 | Cancelled, Abated or Adjusted (1985) | |
| Other Welfare Services | | Self-liquidating | | Transfers to Foreclosed Property | |
| RECREATION and CONSERVATION | | Other | 435,000 | Balance December 31, 1985 | 128,762.24 |
| Beaches and Boardwalks | | Total | 642,000 | PROPERTY ACQUIRED BY DEED OR | |
| Parks, Playgrounds, Shade Trees | 2,500.00 | | | FORECLOSURE | |
| Land Reclamation & Conservation | | ISSUED AND OUTSTANDING | | Balance January 1, 1985 | 314,200.00 |
| Other Recreational Services | | School | 207,000.00 | Transfers From Taxes or Liens | |
| EDUCATION (excluding schools) | | Self-Liquidating | | Sale for Cash (1985) | |
| Libraries | | Other | 435,000.00 | Cancelled, Abated or Adjusted (1985) | |
| Other Educational Services | | Total | 642,000.00 | Balance December 31, 1985 | 314,200.00 |
| STATUTORY EXPENDITURES | | EQUALIZED VALUATION BASIS | | CURRENT FINANCES DECEMBER 31, 1985 | |
| Pensions & F. I. C. A. | 30,000.00 | FOR NET DEBT COMPUTATION | 48,233.474 | ASSETS | |
| Employee Fringe Benefits | 13,000.00 | REAL PROPERTY VALUATIONS | | Cash Dec. 31, 1985 | 482,750.11 |
| Other Statutory Expenditures | 3,693.69 | Code Class # of Parcels % VAL'N | | Taxes Receivable | 197,708.47 |
| CETA And Other Public Employment Programs | | 1 Vacant Land 2586 14.54 | 5,500,012.00 | Tax Title Liens | 128,762.24 |
| MUNICIPAL FUNCTIONS | | 2 Residential 1799 73.41 | 27,765,600.00 | Foreclosed Property | 314,200.00 |
| CAPITAL IMPROVEMENTS *MEMO* | 620,890.69 | 3 Farm 137 2.79 | 1,052,950.00 | Emergencies & Other Deferred Charges | 7,881.69 |
| DEBT SERVICE | | 4a Commercial 70 2.99 | 1,131,450.00 | State and Federal Aid Receivable | 46,915.00 |
| Principal Payments | 25,000.00 | 4b Industrial 21 6.28 | 2,374,165.00 | Other Receivables | 30,134.64 |
| Interest Payments | 44,078.75 | 4c Apartments 1 | 200.00 | Total | 1,208,352.15 |
| | | Total | 37,824,377.00 | LIABILITIES, RESERVES, AND SURPLUS | |
| DEFERRED CHARGES | | Land Area 34.00 Sq. Miles | | Cash Liabilities | 253,785.50 |
| SCHOOL, COUNTY, SPECIAL DISTRICT TAXES | 7,110.33 | Net Valuation Taxable-Municipal | 39,636,529 | Reserves for Receivables | 673,635.35 |
| RESERVE FOR UNCOLLECTED TAXES | 1,370,765.46 | Net Valuation Taxable-County | 52,324,328 | Surplus Dec. 31, 1985 | 280,931.30 |
| EXPENDITURES TOTAL | 2,302,123.78 | State Equalized Valuation | 52,318,848 | Total | 1,208,352.15 |
| | | State Equalization Ratio | 74.89 | | |

0106
Population 1980 254
Population 1985 279
S & P Rating
Moody Rating

General Tax Rate Per \$100.

State Equalized Tax Rate 3.46
1.75

CORBIN CITY CITY – ATLANTIC COUNTY

Form of Government:

Special Charter (P.L. 1922 c. 56)

Number of Members on Governing Body – 3

PER CAPITA:

Gross Debt 1,272.40
Net Debt
Debt Service
Total Tax Levy 536.13
Municipal Expenditures 683.59

PER CENT:

Gross Debt 4.22
Net Debt
Tax Levy Collected 89.83
Tax Levy Cancelled, Abated or Adjusted

| EXPENDITURES | | REVENUES-REALIZED | | 1985 PROPERTY TAX | |
|---|------------|--|--------------|--|------------|
| GENERAL GOVERNMENT | | | | STATE EQUALIZED TAX RATE | |
| Governing Body & Public Boards | | 1985 Property Taxes Collected | 134,342.22 | Local District School Taxes .91 | 75,173.00 |
| Municipal Clerk | | 1985 Payments in Lieu of Taxes | 2,438.74 | Regional & Consolidated School Tax | |
| Financial Administration | 13,850.00 | Delinquent Tax & Lien Collections | 11,833.48 | School Taxes in Municipal Budget | |
| Assessment of Taxes | 5,100.00 | Business Personalty Replacement Taxes | 2,004.80 | County Taxes .48 * | 39,671.45 |
| Collection of Taxes | 4,400.00 | Taxes from Public Utilities | 62,856.00 | County Library Taxes .03 | 2,661.39 |
| Planning, Housing & Development | 1,500.00 | Other Miscellaneous Tax Revenues | | Local Municipal Purpose Taxes .33 | 27,130.00 |
| Human Resources | | State Aid Revenues | 83,282.77 | Veteran & Senior Citizen Taxes | 8,400.00 |
| Elections | 400.00 | Federal Aid Revenues | | Total Taxes for Rate Computation 1.75 | 153,035.84 |
| General Administration (other) | 33,001.08 | State and Local Fiscal Assistance Act Utilized | 1,288.01 | Special District Taxes | |
| JUDICIARY | | Sale of Acquired Property | 17,000.00 | Bank Corp. Taxes | |
| Municipal Courts | 7,040.00 | Other Miscellaneous Revenues | 32,509.88 | Added and Omitted Taxes | 4,945.78 |
| PUBLIC SAFETY | | Total | 347,555.90 | Total Taxes Levied - ABSTRACT | 149,581.62 |
| Fire Protection | 500.00 | Prior Years Surplus Appropriated | 9,274.20 | Total Taxes Billed | 149,559.74 |
| Police Protection | 600.00 | REVENUES TOTAL | 356,830.10 | 1985 TAXES COLLECTED | 134,342.22 |
| Civil Defense & Disaster Control | 600.00 | Reserve For Uncollected Taxes | 14,321.70 | 1985 Taxes Cancelled, Abated or Adjusted | |
| Environmental Inspection & Control | | CAPITAL OUTLAY TOTAL | | Transfer to Tax Title Liens or Foreclosed | 159.12 |
| Other Public Safety | | | | Balance Outstanding Dec. 31, 1985 | 15,058.40 |
| PUBLIC WORKS | | | | PRIOR YEARS TAXES OUTSTANDING | |
| Streets and Drainage | 95,980.00 | Public Enterprises | | Balance January 1, 1985 | 11,833.94 |
| Sewers and Sewage Processing | | Recreation—Culture | | Collected in 1985 | 11,833.48 |
| Garbage and Trash Disposal | 3,525.00 | Public Works | | Cancelled, Abated or Adjusted 1985 | .46 |
| Public Buildings and Grounds | | Buildings and Grounds | | Transfers to Tax Title Liens or Foreclosed | |
| Other Public Works | | Library and Education | | Balance December 31, 1985 | |
| HEALTH and WELFARE | | Conservation | | TAX TITLE LIENS OUTSTANDING | |
| Health Services Except Environmental | 70.00 | All Other | | Balance January 1, 1985 | 816.73 |
| Welfare-Public Assistance | 300.00 | CAPITAL DEBT AUTHORIZED, DECEMBER 31, 1985 | | Transfer From Taxes | 159.12 |
| Hospitals, Clinics, First Aid | | ISSUED AND UNISSUED GROSS DEBT | | Redeemed in 1985 | |
| Animal, Insect, & Rodent Control | 2,025.00 | School 355,000 | | Cancelled, Abated or Adjusted (1985) | |
| Other Welfare Services | | Self-liquidating | | Transfers to Foreclosed Property | |
| RECREATION and CONSERVATION | | Other | | Balance December 31, 1985 | 975.85 |
| Beaches and Boardwalks | | Total 355,000 | | PROPERTY ACQUIRED BY DEED OR | |
| Parks, Playgrounds, Shade Trees | | ISSUED AND OUTSTANDING | | FORECLOSURE | |
| Land Reclamation & Conservation | | School | | Balance January 1, 1985 | 27,310.00 |
| Other Recreational Services | | Self-Liquidating | | Transfers From Taxes or Liens | |
| EDUCATION (excluding schools) | | Other | | Sale for Cash (1985) | 17,000.00 |
| Libraries | | Total | | Cancelled, Abated or Adjusted (1985) | |
| Other Educational Services | | EQUALIZED VALUATION BASIS | | Balance December 31, 1985 | 10,310.00 |
| STATUTORY EXPENDITURES | | FOR NET DEBT COMPUTATION | 8,418,066 | CURRENT FINANCES DECEMBER 31, 1985 | |
| Pensions & F. I. C. A. | 6,200.00 | REAL PROPERTY VALUATIONS | | ASSETS | |
| Employee Fringe Benefits | 710.00 | Code Class # of Parcels % VAL'N | | Cash Dec. 31, 1985 | 204,998.05 |
| Other Statutory Expenditures | 600.00 | 1 Vacant Land 137 12.84 | 531,200.00 | Taxes Receivable | 15,058.40 |
| CETA And Other Public Employment Programs | | 2 Residential 144 74.58 | 3,086,600.00 | Tax Title Liens | 975.85 |
| MUNICIPAL FUNCTIONS TOTAL | 176,401.08 | 3 Farm 6 3.05 | 126,100.00 | Foreclosed Property | 10,310.00 |
| CAPITAL IMPROVEMENTS *MEMO* | | 4a Commercial 7 9.53 | 394,600.00 | Emergencies & Other Deferred Charges | |
| DEBT SERVICE | | 4b Industrial | | State and Federal Aid Receivable | 81,530.00 |
| Principal Payments | | 4c Apartments | | Other Receivables | |
| Interest Payments | | Total 294 | 4,138,500.00 | Total | 312,872.30 |
| DEFERRED CHARGES | | Land Area 8.30 Sq. Miles | | LIABILITIES, RESERVES, AND SURPLUS | |
| SCHOOL, COUNTY, SPECIAL DISTRICT TAXES | 117,505.84 | Net Valuation Taxable-Municipal | 4,180,800 | Cash Liabilities | 75,051.59 |
| RESERVE FOR UNCOLLECTED TAXES | 14,321.70 | Net Valuation Taxable-County | 8,272,307 | Reserves for Receivables | 26,344.25 |
| EXPENDITURES TOTAL | 308,228.62 | State Equalized Valuation | 8,214,777 | Surplus Dec. 31, 1985 | 211,476.46 |
| | | State Equalization Ratio | 50.64 | Total | 312,872.30 |

1202
 Population 1980 **1,927**
 Population 1985 **2,145**
 S & P Rating
 Moody Rating

General Tax Rate Per \$100. **3.58**
 State Equalized Tax Rate **1.68**

CRANBURY TOWNSHIP – MIDDLESEX CO.
Form of Government:
Township Committee
Number of Members on Governing Body – 3

PER CAPITA:
 Gross Debt **432.04**
 Net Debt **416.21**
 Debt Service **17.90**
 Total Tax Levy **1,622.54**
 Municipal Expenditures **669.02**

PER CENT:
 Gross Debt **.53**
 Net Debt **.51**
 Tax Levy Collected **96.66**
 Tax Levy Cancelled, Abated or Adjusted **.52**

| EXPENDITURES | | REVENUES-REALIZED | | 1985 PROPERTY TAX | |
|---|---------------------|--|----------------------|--|---------------------|
| GENERAL GOVERNMENT | | | | STATE EQUALIZED TAX RATE | |
| Governing Body & Public Boards | | | | Local District School Taxes | .89 |
| Municipal Clerk | | | | Regional & Consolidated School Tax | |
| Financial Administration | 25,056.00 | 1985 Property Taxes Collected | 3,351,326.35 | School Taxes in Municipal Budget | |
| Assessment of Taxes | 16,215.00 | 1985 Payments in Lieu of Taxes | | County Taxes | .57 |
| Collection of Taxes | 10,870.00 | Delinquent Tax & Lien Collections | 100,766.50 | County Library Taxes | |
| Planning, Housing & Development | 105,100.00 | Business Personalty Replacement Taxes | 140,505.92 | Local Municipal Purpose Taxes | .22 |
| Human Resources | | Taxes from Public Utilities | 330,933.00 | Veteran & Senior Citizen Taxes | |
| Elections | 917.30 | Other Miscellaneous Tax Revenues | | Total Taxes for Rate Computation | 1.68 |
| General Administration (other) | 171,727.36 | State Aid Revenues | 15,640.09 | Special District Taxes | |
| JUDICIARY | | Federal Aid Revenues | | Bank Corp. Taxes | 21,419.56 |
| Municipal Courts | 41,850.00 | State and Local Fiscal Assistance Act Utilized | 11,922.33 | Added and Omitted Taxes | 71,540.63 |
| PUBLIC SAFETY | | Sale of Acquired Property | | Total Taxes Levied - ABSTRACT | 3,480,350.67 |
| Fire Protection | 38,159.00 | Other Miscellaneous Revenues | 406,110.35 | Total Taxes Billed | 3,467,039.25 |
| Police Protection | 294,250.00 | | 4,357,204.54 | 1985 TAXES COLLECTED | 3,351,326.35 |
| Civil Defense & Disaster Control | 100.00 | Prior Years Surplus Appropriated | 230,000.00 | 1985 Taxes Cancelled, Abated or Adjusted | 18,167.00 |
| Environmental Inspection & Control | 22,200.00 | REVENUES TOTAL | 4,587,204.54 | Transfer to Tax Title Liens or Foreclosed | 490.46 |
| Other Public Safety | | Reserve For Uncollected Taxes | 120,000.00 | Balance Outstanding Dec. 31, 1985 | 97,055.44 |
| PUBLIC WORKS | | CAPITAL OUTLAY TOTAL | 10,612.22 | PRIOR YEARS TAXES OUTSTANDING | |
| Streets and Drainage | 153,007.97 | Public Enterprises | | Balance January 1, 1985 | 100,766.50 |
| Sewers and Sewage Processing | 54,350.00 | Recreation—Culture | | Collected in 1985 | 100,766.50 |
| Garbage and Trash Disposal | 2,682.70 | Public Works | | Cancelled, Abated or Adjusted 1985 | |
| Public Buildings and Grounds | 53,078.96 | Buildings and Grounds | 10,612.22 | Transfers to Tax Title Liens or Foreclosed | |
| Other Public Works | | Library and Education | | Balance December 31, 1985 | |
| HEALTH and WELFARE | | Conservation | | TAX TITLE LIENS OUTSTANDING | |
| Health Services Except Environmental | 5,450.00 | All Other | | Balance January 1, 1985 | 3,799.67 |
| Welfare-Public Assistance | 4,660.00 | CAPITAL DEBT AUTHORIZED, DECEMBER 31, 1985 | | Transfer From Taxes | 490.46 |
| Hospitals, Clinics, First Aid | 1,650.00 | ISSUED AND UNISSUED GROSS DEBT NET DEBT | | Redeemed in 1985 | |
| Animal, Insect, & Rodent Control | 4,731.00 | School | | Cancelled, Abated or Adjusted (1985) | |
| Other Welfare Services | 1,600.00 | Self-liquidating | 33,948 | Transfers to Foreclosed Property | |
| RECREATION and CONSERVATION | | Other | 892,766 | Balance December 31, 1985 | 4,290.13 |
| Beaches and Boardwalks | 39,000.00 | Total | 926,715 | PROPERTY ACQUIRED BY DEED OR FORECLOSURE | |
| Parks, Playgrounds, Shade Trees | 1,600.00 | ISSUED AND OUTSTANDING | | Balance January 1, 1985 | |
| Land Reclamation & Conservation | 9,000.00 | School | | Transfers From Taxes or Liens | |
| Other Recreational Services | | Self-Liquidating | 30,000.00 | Sale for Cash (1985) | |
| EDUCATION (excluding schools) | | Other | 621,000.00 | Cancelled, Abated or Adjusted (1985) | |
| Libraries | 49,053.00 | Total | 651,000.00 | Balance December 31, 1985 | |
| Other Educational Services | | EQUALIZED VALUATION BASIS | | CURRENT FINANCES DECEMBER 31, 1985 | |
| STATUTORY EXPENDITURES | | FOR NET DEBT COMPUTATION | 175,525,448 | ASSETS | |
| Pensions & F. I. C. A. | 71,401.37 | REAL PROPERTY VALUATIONS | | Cash Dec. 31, 1985 | 676,775.86 |
| Employee Fringe Benefits | 35,000.00 | Code Class # of Parcels % VAL'N | | Taxes Receivable | 97,055.44 |
| Other Statutory Expenditures | 4,500.00 | 1 Vacant Land 74 1.80 | 1,695,500.00 | Tax Title Liens | 4,290.13 |
| CETA And Other Public Employment Programs | | 2 Residential 622 41.86 | 39,506,600.00 | Foreclosed Property | |
| MUNICIPAL FUNCTIONS TOTAL | 1,217,209.66 | 3 Farm 210 8.27 | 7,801,200.00 | Emergencies & Other Deferred Charges | 32,800.00 |
| CAPITAL IMPROVEMENTS *MEMO* | | 4a Commercial 44 8.56 | 8,083,000.00 | State and Federal Aid Receivable | |
| DEBT SERVICE | | 4b Industrial 13 39.38 | 37,167,300.00 | Other Receivables | 21,774.54 |
| Principal Payments | 7,000.00 | 4c Apartments 1 .13 | 120,300.00 | Total | 832,695.97 |
| Interest Payments | 31,400.00 | Total 964 | 94,373,900.00 | LIABILITIES, RESERVES, AND SURPLUS | |
| DEFERRED CHARGES | 59,438.86 | Land Area 13.38 Sq. Miles | | Cash Liabilities | 234,675.11 |
| SCHOOL, COUNTY, SPECIAL DISTRICT TAXES | 2,951,835.48 | Net Valuation Taxable-Municipal | 94,846,330 | Reserves for Receivables | 123,120.11 |
| RESERVE FOR UNCOLLECTED TAXES | 120,000.00 | Net Valuation Taxable-County | 201,305,668 | Surplus Dec. 31, 1985 | 474,900.75 |
| EXPENDITURES TOTAL | 4,386,884.00 | State Equalized Valuation | 201,055,519 | Total | 832,695.97 |
| | | State Equalization Ratio | 47.05 | | |

2003
Population 1980 24,573
Population 1985 24,252
S & P Rating A+
Moody Rating A1

General Tax Rate Per \$100.

5.12
State Equalized Tax Rate
2.39

CRANFORD TOWNSHIP – UNION COUNTY
Form of Government:
Township Committee
Number of Members on Governing Body – 5

PER CAPITA:

Gross Debt 579.95
Net Debt 339.47
Debt Service 39.36
Total Tax Levy 944.92
Municipal Expenditures 401.39

PER CENT:

Gross Debt 1.66
Net Debt .97
Tax Levy Collected 99.04
Tax Levy Cancelled, Abated or Adjusted .01

| EXPENDITURES | | REVENUES-REALIZED | | 1985 PROPERTY TAX | |
|---|---------------|--|----------------|--|---------------|
| GENERAL GOVERNMENT | | | | STATE EQUALIZED TAX RATE | |
| Governing Body & Public Boards | | 1985 Property Taxes Collected | 22,682,603.23 | Local District School Taxes 1.33 | 12,720,848.50 |
| Municipal Clerk | | 1985 Payments in Lieu of Taxes | 55,393.05 | Regional & Consolidated School Tax | |
| Financial Administration | 142,020.00 | Delinquent Tax & Lien Collections | 273,711.92 | School Taxes in Municipal Budget | |
| Assessment of Taxes | 60,692.00 | Business Personalty Replacement Taxes | 385,464.00 | County Taxes | 4,651,212.89 |
| Collection of Taxes | 65,889.00 | Taxes from Public Utilities | 2,487,217.00 | County Library Taxes | |
| Planning, Housing & Development | 43,895.00 | Other Miscellaneous Tax Revenues | 9,173.34 | Local Municipal Purpose Taxes | 5,424,273.62 |
| Human Resources | 29,779.90 | State Aid Revenues | 274,401.23 | Veteran & Senior Citizen Taxes | 247,600.00 |
| Elections | 6,580.00 | Federal Aid Revenues | | Total Taxes for Rate Computation | 23,043,935.01 |
| General Administration (other) | 828,165.00 | State and Local Fiscal Assistance Act Utilized | 208,423.36 | Special District Taxes | |
| JUDICIARY | | Sale of Acquired Property | | Bank Corp. Taxes | 43,466.10 |
| Municipal Courts | 124,067.00 | Other Miscellaneous Revenues | 1,355,675.30 | Added and Omitted Taxes | 76,338.83 |
| PUBLIC SAFETY | | Total | 27,732,062.43 | Total Taxes Levied - ABSTRACT | 22,916,139.94 |
| Fire Protection | 1,281,557.00 | Prior Years Surplus Appropriated | 916,471.00 | Total Taxes Billed | 22,902,303.48 |
| Police Protection | 2,005,780.25 | REVENUES TOTAL | 28,648,533.43 | 1985 TAXES COLLECTED | 22,682,603.23 |
| Civil Defense & Disaster Control | 3,289.00 | Reserve For Uncollected Taxes | | 1985 Taxes Cancelled, Abated or Adjusted | 2,683.76 |
| Environmental Inspection & Control | 72,812.00 | | | Transfer to Tax Title Liens or Foreclosed | 20,981.68 |
| Other Public Safety | | CAPITAL OUTLAY TOTAL | 1,733,885.40 | Balance Outstanding Dec. 31, 1985 | 196,034.61 |
| PUBLIC WORKS | | | | PRIOR YEARS TAXES OUTSTANDING | |
| Streets and Drainage | 895,378.00 | Public Enterprises | 117,122.75 | Balance January 1, 1985 | 212,874.07 |
| Sewers and Sewage Processing | 832,781.00 | Recreation—Culture | 51,363.45 | Collected in 1985 | 212,292.08 |
| Garbage and Trash Disposal | | Public Works | 940,668.69 | Cancelled, Abated or Adjusted 1985 | |
| Public Buildings and Grounds | 301,540.00 | Buildings and Grounds | 623,730.51 | Transfers to Tax Title Liens or Foreclosed | 19.32 |
| Other Public Works | 210,129.00 | Library and Education | 1,000.00 | Balance December 31, 1985 | 562.67 |
| HEALTH and WELFARE | | Conservation | | TAX TITLE LIENS OUTSTANDING | |
| Health Services Except Environmental | 110,991.00 | All Other | | Balance January 1, 1985 | 78,200.15 |
| Welfare-Public Assistance | 19,782.00 | | | Transfer From Taxes | 21,018.31 |
| Hospitals, Clinics, First Aid | | CAPITAL DEBT AUTHORIZED, DECEMBER 31, 1985 | | Redeemed in 1985 | 61,419.84 |
| Animal, Insect, & Rodent Control | 5,500.00 | ISSUED AND UNISSUED | | Cancelled, Abated or Adjusted (1985) | |
| Other Welfare Services | | School | 4,471,000 | Transfers to Foreclosed Property | |
| RECREATION and CONSERVATION | | Self-liquidating | 1,360,000 | Balance December 31, 1985 | 37,798.62 |
| Beaches and Boardwalks | | Other | 8,233,926 | PROPERTY ACQUIRED BY DEED OR | |
| Parks, Playgrounds, Shade Trees | 109,593.00 | Total | 14,064,926 | FORECLOSURE | |
| Land Reclamation & Conservation | | | | Balance January 1, 1985 | 4,107,900.00 |
| Other Recreational Services | 212,918.00 | ISSUED AND OUTSTANDING | | Transfers From Taxes or Liens | |
| EDUCATION (excluding schools) | | School | 4,471,000.00 | Sale for Cash (1985) | 137,200.00 |
| Libraries | 286,359.00 | Self-Liquidating | 1,360,000.00 | Cancelled, Abated or Adjusted (1985) | |
| Other Educational Services | 2,623.00 | Other | 7,349,575.00 | Balance December 31, 1985 | 3,970,700.00 |
| STATUTORY EXPENDITURES | | Total | 13,180,575.00 | CURRENT FINANCES DECEMBER 31, 1985 | |
| Pensions & F. I. C. A. | 686,931.65 | EQUALIZED VALUATION BASIS | | ASSETS | |
| Employee Fringe Benefits | 440,946.00 | FOR NET DEBT COMPUTATION | 845,769,531 | Cash Dec. 31, 1985 | 8,117,928.67 |
| Other Statutory Expenditures | | REAL PROPERTY VALUATIONS | | Taxes Receivable | 196,597.48 |
| CETA And Other Public Employment Programs | | Code Class # of Parcels % VAL'N | | Tax Title Liens | 37,798.62 |
| MUNICIPAL FUNCTIONS TOTAL | 8,779,997.80 | 1 Vacant Land 128 .44 | 1,923,100.00 | Foreclosed Property | 3,970,700.00 |
| CAPITAL IMPROVEMENTS *MEMO* | 267,491.00 | 2 Residential 7037 72.99 | 322,317,700.00 | Emergencies & Other Deferred Charges | 6,779.90 |
| DEBT SERVICE | | 3 Farm 1 .01 | 33,600.00 | State and Federal Aid Receivable | |
| Principal Payments | 454,740.83 | 4a Commercial 246 16.81 | 74,227,700.00 | Other Receivables | 39,118.64 |
| Interest Payments | 499,785.22 | 4b Industrial 54 7.89 | 34,824,500.00 | Total | 12,368,923.31 |
| DEFERRED CHARGES | | 4c Apartments 14 1.87 | 8,250,600.00 | LIABILITIES, RESERVES, AND SURPLUS | |
| SCHOOL, COUNTY, SPECIAL DISTRICT TAXES | 17,372,061.39 | Total 7480 | 441,577,200.00 | Cash Liabilities | 6,498,436.02 |
| RESERVE FOR UNCOLLECTED TAXES | | Land Area 4.90 Sq. Miles | | Reserves for Receivables | 4,238,290.39 |
| EXPENDITURES TOTAL | 27,106,585.24 | Net Valuation Taxable-Municipal | 445,819,622 | Surplus Dec. 31, 1985 | 1,632,196.90 |
| | | Net Valuation Taxable-County | 853,476,827 | Total | 12,368,923.31 |
| | | State Equalized Valuation | 951,180,291 | | |
| | | State Equalization Ratio | 40.65 | | |

0208
Population 1980 7,609
Population 1985 7,611
S & P Rating
Moody Rating

General Tax Rate Per \$100.
5.14
State Equalized Tax Rate
1.96

CRESSKILL BOROUGH – BERGEN COUNTY
Form of Government:
Borough Council
Number of Members on Governing Body – 6

PER CAPITA:
Gross Debt 300.03
Net Debt 200.56
Debt Service 6.71
Total Tax Levy 1,104.78
Municipal Expenditures 470.30
PER CENT:
Gross Debt .63
Net Debt .42
Tax Levy Collected 98.69
Tax Levy Cancelled, Abated or Adjusted .29

| EXPENDITURES | | REVENUES-REALIZED | | 1985 PROPERTY TAX | |
|---|---------------|--|--------------------|--|--------------|
| GENERAL GOVERNMENT | | | | STATE EQUALIZED TAX RATE | |
| Governing Body & Public Boards | | 1985 Property Taxes Collected | 8,296,240.60 | Local District School Taxes | 1.20 |
| Municipal Clerk | | 1985 Payments in Lieu of Taxes | | Regional & Consolidated School Tax | |
| Financial Administration | 20,000.00 | Delinquent Tax & Lien Collections | 94,743.87 | School Taxes in Municipal Budget | |
| Assessment of Taxes | 31,000.00 | Business Personalty Replacement Taxes | 67,866.80 | County Taxes | .34 |
| Collection of Taxes | 92,900.00 | Taxes from Public Utilities | 662,057.00 | County Library Taxes | |
| Planning, Housing & Development | 10,500.00 | Other Miscellaneous Tax Revenues | | Local Municipal Purpose Taxes | .41 |
| Human Resources | | State Aid Revenues | 55,785.22 | Veteran & Senior Citizen Taxes | |
| Elections | 2,500.00 | Federal Aid Revenues | | Total Taxes for Rate Computation | 1.95 |
| General Administration (other) | 390,100.00 | State and Local Fiscal Assistance Act Utilized | 67,212.00 | Special District Taxes | |
| JUDICIARY | | Sale of Acquired Property | | Bank Corp. Taxes | 16,262.69 |
| Municipal Courts | 23,100.00 | Other Miscellaneous Revenues | 500,621.43 | Added and Omitted Taxes | 57,947.96 |
| PUBLIC SAFETY | | Total | 9,744,526.92 | Total Taxes Levied - ABSTRACT | 8,408,444.80 |
| Fire Protection | 117,000.00 | Prior Years Surplus Appropriated | 520,000.00 | Total Taxes Billed | 8,406,281.95 |
| Police Protection | 763,225.00 | REVENUES TOTAL | 10,264,526.92 | 1985 TAXES COLLECTED | 8,296,240.60 |
| Civil Defense & Disaster Control | 250.00 | Reserve For Uncollected Taxes | 260,000.00 | 1985 Taxes Cancelled, Abated or Adjusted | 24,070.80 |
| Environmental Inspection & Control | 37,600.00 | CAPITAL OUTLAY TOTAL | 295,365.88 | Transfer to Tax Title Liens or Foreclosed | 724.74 |
| Other Public Safety | | | | Balance Outstanding Dec. 31, 1985 | 85,245.81 |
| PUBLIC WORKS | | | | PRIOR YEARS TAXES OUTSTANDING | |
| Streets and Drainage | 603,925.00 | Public Enterprises | | Balance January 1, 1985 | 81,981.46 |
| Sewers and Sewage Processing | 173,911.51 | Recreation—Culture | | Collected in 1985 | 81,495.28 |
| Garbage and Trash Disposal | 416,714.78 | Public Works | 36,385.95 | Cancelled, Abated or Adjusted 1985 | 486.18 |
| Public Buildings and Grounds | 33,700.00 | Buildings and Grounds | 244,356.79 | Transfers to Tax Title Liens or Foreclosed | |
| Other Public Works | 40,000.00 | Library and Education | 14,623.14 | Balance December 31, 1985 | |
| HEALTH and WELFARE | | Conservation | | TAX TITLE LIENS OUTSTANDING | |
| Health Services Except Environmental | 43,798.64 | All Other | | Balance January 1, 1985 | 21,543.49 |
| Welfare-Public Assistance | 3,800.00 | CAPITAL DEBT AUTHORIZED, DECEMBER 31, 1985 | | Transfer From Taxes | 724.74 |
| Hospitals, Clinics, First Aid | | ISSUED AND UNISSUED | | Redeemed in 1985 | 13,248.59 |
| Animal, Insect, & Rodent Control | 100.00 | School | 726,000 | Cancelled, Abated or Adjusted (1985) | |
| Other Welfare Services | | Self-liquidating | | Transfers to Foreclosed Property | |
| RECREATION and CONSERVATION | | Other | 1,557,531 | Balance December 31, 1985 | 9,019.64 |
| Beaches and Boardwalks | 19,200.00 | Total | 2,283,531 | PROPERTY ACQUIRED BY DEED OR | |
| Parks, Playgrounds, Shade Trees | 200.00 | ISSUED AND OUTSTANDING | | FORECLOSURE | |
| Land Reclamation & Conservation | 42,600.00 | School | 576,000.00 | Balance January 1, 1985 | 88,625.00 |
| Other Recreational Services | | Self-Liquidating | | Transfers From Taxes or Liens | |
| EDUCATION (excluding schools) | | Other | 512,000.00 | Sale for Cash (1985) | |
| Libraries | 106,000.00 | Total | 1,088,000.00 | Cancelled, Abated or Adjusted (1985) | |
| Other Educational Services | | EQUALIZED VALUATION BASIS | | Balance December 31, 1985 | 88,625.00 |
| STATUTORY EXPENDITURES | | FOR NET DEBT COMPUTATION | 362,617.457 | CURRENT FINANCES DECEMBER 31, 1985 | |
| Pensions & F. I. C. A. | 202,490.00 | REAL PROPERTY VALUATIONS | | ASSETS | |
| Employee Fringe Benefits | 72,500.00 | Code Class # of Parcels % VAL'N | ASSESSED VALUATION | Cash Dec. 31, 1985 | 3,702,595.92 |
| Other Statutory Expenditures | | 1 Vacant Land 157 2.20 | 3,568,000.00 | Taxes Receivable | 85,245.81 |
| CETA And Other Public Employment Programs | 3,247,114.93 | 2 Residential 2367 82.29 | 133,418,290.00 | Tax Title Liens | 9,019.64 |
| MUNICIPAL FUNCTIONS TOTAL | 10,000.00 | 3 Farm | | Foreclosed Property | 88,625.00 |
| CAPITAL IMPROVEMENTS *MEMO* | | 4a Commercial 64 12.22 | 19,806,675.00 | Emergencies & Other Deferred Charges | |
| DEBT SERVICE | | 4b Industrial 7 2.46 | 3,990,600.00 | State and Federal Aid Receivable | 3,578.12 |
| Principal Payments | 30,000.00 | 4c Apartments 6 .83 | 1,346,700.00 | Other Receivables | 3,785.47 |
| Interest Payments | 21,102.50 | Total 2601 | 162,130,265.00 | Total | 3,892,849.96 |
| DEFERRED CHARGES | 21,198.97 | Land Area 2.00 Sq. Miles | | LIABILITIES, RESERVES, AND SURPLUS | |
| SCHOOL, COUNTY, SPECIAL DISTRICT TAXES | 6,581,783.88 | Net Valuation Taxable-Municipal | 162,418,949 | Cash Liabilities | 3,106,818.70 |
| RESERVE FOR UNCOLLECTED TAXES | 260,000.00 | Net Valuation Taxable-County | 364,041,027 | Reserves for Receivables | 186,675.92 |
| EXPENDITURES TOTAL | 10,161,200.28 | State Equalized Valuation | 425,939,157 | Surplus Dec. 31, 1985 | 599,355.34 |
| | | State Equalization Ratio | 38.09 | Total | 3,892,849.96 |

1310
 Population 1980 **1,952**
 Population 1985 **1,868**
 S & P Rating
 Moody Rating

General Tax Rate Per \$100.

State Equalized Tax Rate
1.47
1.16

DEAL BOROUGH - MONMOUTH COUNTY

Form of Government:

Commission (1911)

Number of Members on Governing Body - 3

PER CAPITA:

Gross Debt **1,187.20**
 Net Debt **1,187.20**
 Debt Service **99.14**
 Total Tax Levy **1,268.74**
 Municipal Expenditures **1,175.73**

PER CENT:

Gross Debt **1.19**
 Net Debt **1.19**
 Tax Levy Collected **96.29**
 Tax Levy Cancelled, Abated or Adjusted **.02**

| EXPENDITURES | | REVENUES-REALIZED | | 1985 PROPERTY TAX | |
|---|---------------------|--|-----------------------|--|---------------------|
| GENERAL GOVERNMENT | | | | STATE EQUALIZED TAX RATE | |
| Governing Body & Public Boards | | | | Local District School Taxes | .34 |
| Municipal Clerk | | | | Regional & Consolidated School Tax | |
| Financial Administration | 10,025.51 | 1985 Property Taxes Collected | 2,279,445.31 | School Taxes in Municipal Budget | |
| Assessment of Taxes | 5,302.86 | 1985 Payments in Lieu of Taxes | | County Taxes | .49 |
| Collection of Taxes | 26,323.92 | Delinquent Tax & Lien Collections | 57,218.18 | County Library Taxes | .02 |
| Planning, Housing & Development | 6,275.01 | Business Personality Replacement Taxes | 7,825.44 | Local Municipal Purpose Taxes | .32 |
| Human Resources | | Taxes from Public Utilities | 389,374.00 | Veteran & Senior Citizen Taxes | |
| Elections | 467.26 | Other Miscellaneous Tax Revenues | | Total Taxes for Rate Computation | 1.17 |
| General Administration (other) | 210,581.54 | State Aid Revenues | 17,349.94 | Special District Taxes | |
| JUDICIARY | | Federal Aid Revenues | | Bank Corp. Taxes | 3,558.94 |
| Municipal Courts | 29,300.96 | State and Local Fiscal Assistance Act Utilized | 11,417.84 | Added and Omitted Taxes | 2,492.14 |
| PUBLIC SAFETY | | Sale of Acquired Property | | Total Taxes Levied - ABSTRACT | 2,370,005.35 |
| Fire Protection | 148,117.59 | Other Miscellaneous Revenues | 972,466.27 | Total Taxes Billed | 2,367,305.57 |
| Police Protection | 533,194.95 | Total | 3,735,096.98 | 1985 TAXES COLLECTED | 2,279,445.31 |
| Civil Defense & Disaster Control | 100.00 | Prior Years Surplus Appropriated | 365,000.00 | 1985 Taxes Cancelled, Abated or Adjusted | 367.50 |
| Environmental Inspection & Control | 6,694.84 | REVENUES TOTAL | 4,100,096.98 | Transfer to Tax Title Liens or Foreclosed | 24.99 |
| Other Public Safety | | Reserve For Uncollected Taxes | 82,178.57 | Balance Outstanding Dec. 31, 1985 | 87,467.77 |
| PUBLIC WORKS | | CAPITAL OUTLAY TOTAL | 324,893.80 | PRIOR YEARS TAXES OUTSTANDING | |
| Streets and Drainage | 194,603.09 | Public Enterprises | | Balance January 1, 1985 | 62,078.09 |
| Sewers and Sewage Processing | 102,778.30 | Recreation—Culture | | Collected in 1985 | 57,124.88 |
| Garbage and Trash Disposal | 95,860.97 | Public Works | 286,474.25 | Cancelled, Abated or Adjusted 1985 | |
| Public Buildings and Grounds | 13,500.00 | Buildings and Grounds | 38,419.55 | Transfers to Tax Title Liens or Foreclosed | |
| Other Public Works | 539.00 | Library and Education | | Balance December 31, 1985 | 4,953.21 |
| HEALTH and WELFARE | | Conservation | | TAX TITLE LIENS OUTSTANDING | |
| Health Services Except Environmental | 7,900.00 | All Other | | Balance January 1, 1985 | 165.57 |
| Welfare-Public Assistance | 2,000.00 | | | Transfer From Taxes | 24.99 |
| Hospitals, Clinics, First Aid | | CAPITAL DEBT AUTHORIZED, DECEMBER 31, 1985 | | Redeemed in 1985 | 93.30 |
| Animal, Insect, & Rodent Control | 1,300.00 | ISSUED AND UNISSUED | | Cancelled, Abated or Adjusted (1985) | |
| Other Welfare Services | | School | | Transfers to Foreclosed Property | |
| RECREATION and CONSERVATION | | Self-Liquidating | | Balance December 31, 1985 | 97.26 |
| Beaches and Boardwalks | 272,436.02 | Other | 2,217,680 | PROPERTY ACQUIRED BY DEED OR | |
| Parks, Playgrounds, Shade Trees | 3,056.00 | Total | 2,217,680 | FORECLOSURE | |
| Land Reclamation & Conservation | | | | Balance January 1, 1985 | 12,400.00 |
| Other Recreational Services | 2,300.00 | ISSUED AND OUTSTANDING | | Transfers From Taxes or Liens | |
| EDUCATION (excluding schools) | | School | | Sale for Cash (1985) | |
| Libraries | 1,099.84 | Self-Liquidating | | Cancelled, Abated or Adjusted (1985) | |
| Other Educational Services | | Other | 1,125,680.80 | Balance December 31, 1985 | 12,400.00 |
| STATUTORY EXPENDITURES | | Total | 1,125,680.80 | CURRENT FINANCES DECEMBER 31, 1985 | |
| Pensions & F. I. C. A. | 181,654.81 | EQUALIZED VALUATION BASIS | | ASSETS | |
| Employee Fringe Benefits | 55,602.40 | FOR NET DEBT COMPUTATION | 186,808.209 | Cash Dec. 31, 1985 | 1,303,243.47 |
| Other Statutory Expenditures | 10,861.85 | REAL PROPERTY VALUATIONS | | Taxes Receivable | 92,420.98 |
| CETA And Other Public Employment Programs | | Code Class # of Parcels % VAL'N | | Tax Title Liens | 97.26 |
| MUNICIPAL FUNCTIONS TOTAL | 1,921,876.72 | 1 Vacant Land 74 3.24 | 5,192,600.00 | Foreclosed Property | 12,400.00 |
| CAPITAL IMPROVEMENTS *MEMO* | 39,015.31 | 2 Residential 803 91.57 | 146,593,000.00 | Emergencies & Other Deferred Charges | 19,015.31 |
| DEBT SERVICE | | 3 Farm | | State and Federal Aid Receivable | |
| Principal Payments | 153,000.00 | 4a Commercial 21 3.06 | 4,893,200.00 | Other Receivables | 5,700.70 |
| Interest Payments | 32,202.50 | 4b Industrial | | Total | 1,432,877.72 |
| | | 4c Apartments 39 2.13 | 3,415,400.00 | LIABILITIES, RESERVES, AND SURPLUS | |
| | | Total 937 | 160,094,200.00 | Cash Liabilities | 527,352.21 |
| DEFERRED CHARGES | 7,000.00 | Land Area 1.20 Sq. Miles | | Reserves for Receivables | 110,618.94 |
| SCHOOL, COUNTY, SPECIAL DISTRICT TAXES | 1,712,238.08 | Net Valuation Taxable-Municipal | 160,871,663 | Surplus Dec. 31, 1985 | 794,906.57 |
| RESERVE FOR UNCOLLECTED TAXES | 82,178.57 | Net Valuation Taxable-County | 186,848,625 | Total | 1,432,877.72 |
| EXPENDITURES TOTAL | 3,908,495.87 | State Equalized Valuation | 203,813,861 | | |
| | | State Equalization Ratio | 78.85 | | |

0603
 Population 1980 **2,523**
 Population 1985 **2,627**
 S & P Rating
 Moody Rating

General Tax Rate Per \$100.
4.10
 State Equalized Tax Rate
2.62

DEERFIELD TWP. CUMBERLAND COUNTY
Form of Government:
Township Committee
Number of Members on Governing Body - 5

PER CAPITA:
 Gross Debt **378.65**
 Net Debt **85.27**
 Debt Service **23.93**
 Total Tax Levy **440.47**
 Municipal Expenditures **284.31**

PER CENT:
 Gross Debt **2.32**
 Net Debt **.52**
 Tax Levy Collected **82.24**
 Tax Levy Cancelled, Abated or Adjusted

| EXPENDITURES | | REVENUES-REALIZED | | 1985 PROPERTY TAX | |
|---|---------------------|--|----------------------|---|---------------------|
| GENERAL GOVERNMENT | | | | STATE EQUALIZED TAX RATE 2.62 | |
| Governing Body & Public Boards | | 1985 Property Taxes Collected | 951,357.50 | Local District School Taxes | 414,102.00 |
| Municipal Clerk | | 1985 Payments in Lieu of Taxes | | Regional & Consolidated School Tax | 192,082.89 |
| Financial Administration | 23,600.00 | Delinquent Tax & Lien Collections | 222,520.65 | School Taxes in Municipal Budget | |
| Assessment of Taxes | 8,100.00 | Business Personalty Replacement Taxes | 26,042.08 | County Taxes | 517,979.20 |
| Collection of Taxes | 20,800.00 | Taxes from Public Utilities | 208,150.00 | County Library Taxes | |
| Planning, Housing & Development | 4,340.00 | Other Miscellaneous Tax Revenues | | Local Municipal Purpose Taxes | 25,000.00 |
| Human Resources | | State Aid Revenues | 24,569.24 | Veteran & Senior Citizen Taxes | 40,450.00 |
| Elections | | Federal Aid Revenues | | Total Taxes for Rate Computation | 1,189,614.09 |
| General Administration (other) | 181,090.00 | State and Local Fiscal Assistance Act Utilized | 15,251.48 | Special District Taxes | |
| JUDICIARY * | | Sale of Acquired Property | | Bank Corp. Taxes | 383.58 |
| Municipal Courts | 14,750.00 | Other Miscellaneous Revenues | 143,260.56 | Added and Omitted Taxes | 7,578.85 |
| PUBLIC SAFETY | | Total | 1,591,151.51 | Total Taxes Levied - ABSTRACT | 1,157,126.52 |
| Fire Protection | 31,500.00 | Prior Years Surplus Appropriated | 295,000.00 | Total Taxes Billed | 1,156,742.94 |
| Police Protection | 6,500.00 | REVENUES TOTAL | 1,886,151.51 | 1985 TAXES COLLECTED | 951,357.50 |
| Civil Defense & Disaster Control | 5,700.00 | Reserve For Uncollected Taxes | 234,303.52 | 1985 Taxes Cancelled, Abated or Adjusted | |
| Environmental Inspection & Control | 10,259.90 | CAPITAL OUTLAY TOTAL | 885.60 | Transfer to Tax Title Liens or Foreclosed Balance Outstanding Dec. 31, 1985 | 205,385.44 |
| Other Public Safety | | | | PRIOR YEARS TAXES OUTSTANDING | |
| PUBLIC WORKS | | | | Balance January 1, 1985 | 206,824.46 |
| Streets and Drainage | 40,383.48 | Public Enterprises | | Collected in 1985 | 203,460.29 |
| Sewers and Sewage Processing | | Recreation—Culture | 885.60 | Cancelled, Abated or Adjusted 1985 | |
| Garbage and Trash Disposal | 26,920.00 | Public Works | | Transfers to Tax Title Liens or Foreclosed Balance December 31, 1985 | 3,364.17 |
| Public Buildings and Grounds | 34,750.00 | Buildings and Grounds | | TAX TITLE LIENS OUTSTANDING | |
| Other Public Works | | Library and Education | | Balance January 1, 1985 | 75,290.20 |
| HEALTH and WELFARE | | Conservation | | Transfer From Taxes | |
| • Health Services Except Environmental | | All Other | | Redeemed in 1985 | 19,060.36 |
| Welfare-Public Assistance | 1,550.00 | CAPITAL DEBT AUTHORIZED, DECEMBER 31, 1985 | | Cancelled, Abated or Adjusted (1985) | |
| Hospitals, Clinics, First Aid | | ISSUED AND UNISSUED GROSS DEBT | | Transfers to Foreclosed Property | |
| Animal, Insect, & Rodent Control | 5,700.00 | School | 770,701 | Balance December 31, 1985 | 56,229.84 |
| Other Welfare Services | | Self-liquidating | 224,000 | PROPERTY ACQUIRED BY DEED OR FORECLOSURE | |
| RECREATION and CONSERVATION | | Other | 224,000 | Balance January 1, 1985 | 1,900.00 |
| Beaches and Boardwalks | | Total | 994,701 | Transfers From Taxes or Liens | |
| Parks, Playgrounds, Shade Trees | | ISSUED AND OUTSTANDING | | Sale for Cash (1985) | |
| Land Reclamation & Conservation | 7,640.00 | School | 770,701.22 | Cancelled, Abated or Adjusted (1985) | |
| Other Recreational Services | | Self-Liquidating | 195,000.00 | Balance December 31, 1985 | 1,900.00 |
| EDUCATION (excluding schools) | | Other | 965,701.22 | CURRENT FINANCES DECEMBER 31, 1985 | |
| Libraries | | Total | | ASSETS | |
| Other Educational Services | | EQUALIZED VALUATION BASIS FOR NET DEBT COMPUTATION | 42,882,237 | Cash Dec. 31, 1985 | 842,957.31 |
| STATUTORY EXPENDITURES | | REAL PROPERTY VALUATIONS | | Taxes Receivable | 208,749.61 |
| Pensions & F. I. C. A. | 16,780.00 | Code Class # of Parcels % VAL'N | | Tax Title Liens | 56,229.84 |
| Employee Fringe Benefits | | 1 Vacant Land 403 4.71 | 1,280,400.00 | Foreclosed Property | 1,900.00 |
| Other Statutory Expenditures | | 2 Residential 714 67.93 | 18,469,700.00 | Emergencies & Other Deferred Charges | 15,870.00 |
| CETA And Other Public Employment Programs | | 3 Farm 365 17.84 | 4,851,800.00 | State and Federal Aid Receivable | 14,971.73 |
| MUNICIPAL FUNCTIONS TOTAL | 440,363.38 | 4a Commercial 55 9.52 | 2,589,000.00 | Other Receivables | 7,195.84 |
| CAPITAL IMPROVEMENTS *MEMO* | | 4b Industrial | | Total | 1,147,874.33 |
| DEBT SERVICE | | 4c Apartments | | LIABILITIES, RESERVES, AND SURPLUS | |
| Principal Payments | 45,000.00 | Total 1537 | 27,190,900.00 | Cash Liabilities | 454,938.56 |
| Interest Payments | 17,867.80 | Land Area 16.70 Sq. Miles | | Reserves for Receivables | 274,075.29 |
| DEFERRED CHARGES | 9,336.00 | Net Valuation Taxable-Municipal | 28,079,404 | Surplus Dec. 31, 1985 | 418,860.48 |
| SCHOOL, COUNTY, SPECIAL DISTRICT TAXES | 1,124,164.09 | Net Valuation Taxable-County | 44,491,250 | Total | 1,147,874.33 |
| RESERVE FOR UNCOLLECTED TAXES | 234,303.52 | State Equalized Valuation | 43,440,773 | | |
| EXPENDITURES TOTAL | 1,871,034.79 | State Equalization Ratio | 63.90 | | |

| | |
|-----------------------------|------|
| General Tax Rate Per \$100. | 3.18 |
| State Equalized Tax Rate | 2.36 |

DELANCO TOWNSHIP – BURLINGTON CO.

Form of Government:

Township Committee

Number of Members on Governing Body – 3

PER CAPITA:

| | |
|------------------------|--------|
| Gross Debt | 249.60 |
| Net Debt | 245.12 |
| Debt Service | 35.56 |
| Total Tax Levy | 625.11 |
| Municipal Expenditures | 339.08 |

PER CENT:

| | |
|---|-------|
| Gross Debt | 1.08 |
| Net Debt | 1.06 |
| Tax Levy Collected | 96.42 |
| Tax Levy Cancelled, Abated or Adjusted | .10 |

| EXPENDITURES | | REVENUES-REALIZED | | 1985 PROPERTY TAX | |
|---|--------------|--|--------------|--|------|
| GENERAL GOVERNMENT | | | | STATE EQUALIZED TAX RATE \rightarrow | |
| Governing Body & Public Boards | | 1985 Property Taxes Collected | 2,192,288.25 | Local District School Taxes | 1.37 |
| Municipal Clerk | | 1985 Payments in Lieu of Taxes | | Regional & Consolidated School Tax | |
| Financial Administration | 17,285.00 | Delinquent Tax & Lien Collections | 70,009.19 | School Taxes in Municipal Budget | |
| Assessment of Taxes | 6,659.00 | Business Personalty Replacement Taxes | 159,814.52 | County Taxes | .57 |
| Collection of Taxes | 10,510.00 | Taxes from Public Utilities | 268,797.00 | County Library Taxes | .03 |
| Planning, Housing & Development | 4,935.00 | Other Miscellaneous Tax Revenues | | Local Municipal Purpose Taxes | .39 |
| Human Resources | | State Aid Revenues | 41,647.58 | Veteran & Senior Citizen Taxes | |
| Elections | | Federal Aid Revenues | | Total Taxes for Rate Computation | 2.36 |
| General Administration (other) | 144,927.93 | State and Local Fiscal Assistance Act Utilized | 32,044.00 | Special District Taxes | |
| JUDICIARY | | Sale of Acquired Property | | Bank Corp. Taxes | |
| Municipal Courts | 20,119.00 | Other Miscellaneous Revenues | | Added and Omitted Taxes | |
| PUBLIC SAFETY | | Total | 3,054,384.10 | Total Taxes Levied - ABSTRACT | |
| Fire Protection | 250.00 | Prior Years Surplus Appropriated | 212,830.00 | Total Taxes Billed | |
| Police Protection | 247,938.00 | REVENUES TOTAL | 3,267,214.10 | 1985 TAXES COLLECTED | |
| Civil Defense & Disaster Control | 100.00 | Reserve For Uncollected Taxes | 190,000.00 | 1985 Taxes Cancelled, Abated or Adjusted | |
| Environmental Inspection & Control | 12,660.00 | CAPITAL OUTLAY TOTAL | 10,170.00 | Transfer to Tax Title Liens or Foreclosed | |
| Other Public Safety | | | | Balance Outstanding Dec. 31, 1985 | |
| PUBLIC WORKS | | Public Enterprises | | PRIOR YEARS TAXES OUTSTANDING | |
| Streets and Drainage | 151,094.00 | Recreation—Culture | | Balance January 1, 1985 | |
| Sewers and Sewage Processing | | Public Works | 10,170.00 | Collected in 1985 | |
| Garbage and Trash Disposal | 126,527.00 | Buildings and Grounds | | Cancelled, Abated or Adjusted 1985 | |
| Public Buildings and Grounds | 15,114.00 | Library and Education | | Transfers to Tax Title Liens or Foreclosed | |
| Other Public Works | | Conservation | | Balance December 31, 1985 | |
| HEALTH and WELFARE | | All Other | | TAX TITLE LIENS OUTSTANDING | |
| Health Services Except Environmental | 591.00 | | | Balance January 1, 1985 | |
| Welfare-Public Assistance | 3,223.00 | | | Transfer From Taxes | |
| Hospitals, Clinics, First Aid | | | | Redeemed in 1985 | |
| Animal, Insect, & Rodent Control | 1,900.00 | | | Cancelled, Abated or Adjusted (1985) | |
| Other Welfare Services | | | | Transfers to Foreclosed Property | |
| RECREATION and CONSERVATION | | | | Balance December 31, 1985 | |
| Beaches and Boardwalks | | | | PROPERTY ACQUIRED BY DEED OR | |
| Parks, Playgrounds, Shade Trees | 5,720.00 | | | FORECLOSURE | |
| Land Reclamation & Conservation | | | | Balance January 1, 1985 | |
| Other Recreational Services | 9,920.00 | | | Transfers From Taxes or Liens | |
| EDUCATION (excluding schools) | | | | Sale for Cash (1985) | |
| Libraries | 31,000.00 | | | Cancelled, Abated or Adjusted (1985) | |
| Other Educational Services | 1,363.00 | | | Balance December 31, 1985 | |
| STATUTORY EXPENDITURES | | | | CURRENT FINANCES DECEMBER 31, 1985 | |
| Pensions & F. I. C. A. | 63,620.00 | | | ASSETS | |
| Employee Fringe Benefits | 32,400.00 | | | Cash Dec. 31, 1985 | |
| Other Statutory Expenditures | 2,600.00 | | | Taxes Receivable | |
| CETA And Other Public Employment Programs | | | | Tax Title Liens | |
| MUNICIPAL FUNCTIONS TOTAL | 910,455.93 | | | Foreclosed Property | |
| CAPITAL IMPROVEMENTS *MEMO* | 25,000.00 | | | Emergencies & Other Deferred Charges | |
| DEBT SERVICE | | | | State and Federal Aid Receivable | |
| Principal Payments | 85,000.00 | | | Other Receivables | |
| Interest Payments | 44,404.00 | | | Total | |
| DEFERRED CHARGES | 4,050.00 | | | LIABILITIES, RESERVES, AND SURPLUS | |
| SCHOOL, COUNTY, SPECIAL DISTRICT TAXES | 1,902,026.08 | | | Cash Liabilities | |
| RESERVE FOR UNCOLLECTED TAXES | 190,000.00 | | | Reserves for Receivables | |
| EXPENDITURES TOTAL | 3,135,936.01 | | | Surplus Dec. 31, 1985 | |

1007
 Population 1980 **3,816**
 Population 1985 **3,854**
 S & P Rating
 Moody Rating

General Tax Rate Per \$100. **2.05**
 State Equalized Tax Rate **2.10**

DELAWARE TWP. - HUNTERDOM CO.
Form of Government:
Township Committee
Number of Members on Governing Body - 3

PER CAPITA:
 Gross Debt **111.22**
 Net Debt
 Debt Service
 Total Tax Levy **891.81**
 Municipal Expenditures **450.38**

PER CENT:
 Gross Debt **.28**
 Net Debt
 Tax Levy Collected **88.62**
 Tax Levy Cancelled, Abated or Adjusted **1.21**

| EXPENDITURES | | REVENUES-REALIZED | | 1985 PROPERTY TAX | |
|---|---------------------|--|-----------------------|--|---------------------|
| GENERAL GOVERNMENT | | 1985 Property Taxes Collected | | STATE EQUALIZED TAX RATE | |
| Governing Body & Public Boards | | | 3,046,901.72 | Local District School Taxes | .82 |
| Municipal Clerk | | 1985 Payments in Lieu of Taxes | | Regional & Consolidated School Tax | .55 |
| Financial Administration | 20,344.00 | Delinquent Tax & Lien Collections | 314,901.49 | School Taxes in Municipal Budget | |
| Assessment of Taxes | 22,050.00 | Business Personalty Replacement Taxes | 72,078.20 | County Taxes | .46 |
| Collection of Taxes | 28,900.00 | Taxes from Public Utilities | 233,935.50 | County Library Taxes | .03 |
| Planning, Housing & Development | 20,389.20 | Other Miscellaneous Tax Revenues | | Local Municipal Purpose Taxes | .25 |
| Human Resources | 500.00 | State Aid Revenues | 23,359.01 | Veteran & Senior Citizen Taxes | |
| Elections | 2,800.00 | Federal Aid Revenues | | Total Taxes for Rate Computation | 2.11 |
| General Administration (other) | 168,453.39 | State and Local Fiscal Assistance Act Utilized | 16,697.38 | Special District Taxes | |
| JUDICIARY | | Sale of Acquired Property | | Bank Corp. Taxes | 975.80 |
| Municipal Courts | 12,750.00 | Other Miscellaneous Revenues | 236,262.70 | Added and Omitted Taxes | 40,969.24 |
| PUBLIC SAFETY | | Total | 3,944,136.00 | Total Taxes Levied - ABSTRACT | 3,437,047.83 |
| Fire Protection | 32,000.00 | Prior Years Surplus Appropriated | 365,739.72 | Total Taxes Billed | 3,438,129.04 |
| Police Protection | 118,100.00 | REVENUES TOTAL | 4,309,875.72 | 1985 TAXES COLLECTED | 3,046,901.72 |
| Civil Defense & Disaster Control | 550.00 | Reserve For Uncollected Taxes | 793,716.38 | 1985 Taxes Cancelled, Abated or Adjusted | 41,533.53 |
| Environmental Inspection & Control | 13,627.25 | CAPITAL OUTLAY TOTAL | 93,441.95 | Transfer to Tax Title Liens or Foreclosed | 1,047.55 |
| Other Public Safety | | | | Balance Outstanding Dec. 31, 1985 | 348,646.24 |
| PUBLIC WORKS | | | | PRIOR YEARS TAXES OUTSTANDING | |
| Streets and Drainage | 327,486.12 | Public Enterprises | | Balance January 1, 1985 | 585,379.62 |
| Sewers and Sewage Processing | 6,000.00 | Recreation—Culture | | Collected in 1985 | 314,901.49 |
| Garbage and Trash Disposal | 5,000.00 | Public Works | 57,363.88 | Cancelled, Abated or Adjusted 1985 | |
| Public Buildings and Grounds | 21,000.00 | Buildings and Grounds | 36,078.07 | Transfers to Tax Title Liens or Foreclosed | |
| Other Public Works | 19,700.00 | Library and Education | | Balance December 31, 1985 | 270,478.13 |
| HEALTH and WELFARE | | Conservation | | TAX TITLE LIENS OUTSTANDING | |
| Health Services Except Environmental | 9,920.00 | All Other | | Balance January 1, 1985 | 11,304.22 |
| Welfare-Public Assistance | 4,375.00 | CAPITAL DEBT AUTHORIZED, DECEMBER 31, 1985 | | Transfer From Taxes | 1,047.55 |
| Hospitals, Clinics, First Aid | | ISSUED AND UNISSUED GROSS DEBT | | Redeemed in 1985 | |
| Animal, Insect, & Rodent Control | | School | 428,648 | Cancelled, Abated or Adjusted (1985) | |
| Other Welfare Services | | Self-liquidating | | Transfers to Foreclosed Property | |
| RECREATION and CONSERVATION | | Other | | Balance December 31, 1985 | 12,351.77 |
| Beaches and Boardwalks | | Total | 428,648 | PROPERTY ACQUIRED BY DEED OR | |
| Parks, Playgrounds, Shade Trees | | ISSUED AND OUTSTANDING | | FORECLOSURE | |
| Land Reclamation & Conservation | 4,175.00 | School | 387,794.95 | Balance January 1, 1985 | |
| Other Recreational Services | 11,346.38 | Self-Liquidating | | Transfers From Taxes or Liens | |
| EDUCATION (excluding schools) | | Other | | Sale for Cash (1985) | |
| Libraries | | Total | 387,794.95 | Cancelled, Abated or Adjusted (1985) | |
| Other Educational Services | | EQUALIZED VALUATION BASIS | | Balance December 31, 1985 | |
| STATUTORY EXPENDITURES | | FOR NET DEBT COMPUTATION | 152,627,118 | CURRENT FINANCES DECEMBER 31, 1985 | |
| Pensions & F. I. C. A. | 52,500.00 | REAL PROPERTY VALUATIONS | | ASSETS | |
| Employee Fringe Benefits | 29,000.00 | Code Class # of Parcels % VAL'N | | Cash Dec. 31, 1985 | 1,311,854.52 |
| Other Statutory Expenditures | 4,000.00 | 1 Vacant Land 230 4.20 | 6,898,600.00 | Taxes Receivable | 619,124.37 |
| CETA And Other Public Employment Programs | | 2 Residential 857 57.69 | 94,722,500.00 | Tax Title Liens | 12,351.77 |
| MUNICIPAL FUNCTIONS TOTAL | 934,966.34 | 3 Farm 1008 31.44 | 51,619,764.00 | Foreclosed Property | |
| CAPITAL IMPROVEMENTS *MEMO* | 77,363.88 | 4a Commercial 52 4.09 | 6,716,700.00 | Emergencies & Other Deferred Charges | 136,107.30 |
| DEBT SERVICE | | 4b Industrial 11 2.31 | 3,798,295.00 | State and Federal Aid Receivable | |
| Principal Payments | | 4c Apartments 3 .26 | 427,500.00 | Other Receivables | 500.95 |
| Interest Payments | | Total 2161 | 164,183,359.00 | Total | 2,079,938.91 |
| DEFERRED CHARGES | 7,098.65 | Land Area 36.90 Sq. Miles | | LIABILITIES, RESERVES, AND SURPLUS | |
| SCHOOL, COUNTY, SPECIAL DISTRICT TAXES | 2,998,244.60 | Net Valuation Taxable-Municipal | 165,621,810 | Cash Liabilities | 212,360.25 |
| RESERVE FOR UNCOLLECTED TAXES | 793,716.38 | Net Valuation Taxable-County | 159,309,713 | Reserves for Receivables | 631,977.09 |
| EXPENDITURES TOTAL | 4,734,025.97 | State Equalized Valuation | 161,648,598 | Surplus Dec. 31, 1985 | 1,235,601.57 |
| | | State Equalization Ratio | 102.48 | Total | 2,079,938.91 |

0310
Population 1980 **14,811**
Population 1985 **14,452**
S & P Rating
Moody Rating

General Tax Rate Per \$100. **2.82**
State Equalized Tax Rate **2.37**

DELRAN TOWNSHIP – BURLINGTON CO.
Form of Government:
Mayor–Council Plan D (OMCL 50)
Number of Members on Governing Body – 5

PER CAPITA:
Gross Debt **285.01**
Net Debt **16.05**
Debt Service **9.02**
Total Tax Levy **539.14**
Municipal Expenditures **201.02**
PER CENT:
Gross Debt **1.36**
Net Debt **.08**
Tax Levy Collected **97.91**
Tax Levy Cancelled, Abated or Adjusted **.11**

| EXPENDITURES | | REVENUES-REALIZED | | 1985 PROPERTY TAX | |
|---|--------------|--|----------------|--|-------------------|
| GENERAL GOVERNMENT | | | | STATE EQUALIZED TAX RATE 1.43 | |
| Governing Body & Public Boards | 24,500.00 | 1985 Property Taxes Collected | 7,624,610.15 | Local District School Taxes | 4,514,413.00 |
| Municipal Clerk | 28,826.00 | 1985 Payments in Lieu of Taxes | | Regional & Consolidated School Tax | |
| Financial Administration | 91,434.00 | Delinquent Tax & Lien Collections | 162,790.40 | School Taxes in Municipal Budget | |
| Assessment of Taxes | 7,620.00 | Business Personalty Replacement Taxes | 186,979.44 | County Taxes | .56 1,780,575.79 |
| Collection of Taxes | 28,835.00 | Taxes from Public Utilities | 785,255.00 | County Library Taxes | .03 103,163.86 |
| Planning, Housing & Development | 44,422.52 | Other Miscellaneous Tax Revenues | | Local Municipal Purpose Taxes | .34 1,057,650.00 |
| Human Resources | | State Aid Revenues | 146,623.45 | Veteran & Senior Citizen Taxes | 112,800.00 |
| Elections | | Federal Aid Revenues | | Total Taxes for Rate Computation | 2.36 7,568,602.65 |
| General Administration (other) | 220,540.00 | State and Local Fiscal Assistance Act Utilized | 64,958.31 | Special District Taxes | 300,000.00 |
| JUDICIARY | | Sale of Acquired Property | | Bank Corp. Taxes | 8,184.16 |
| Municipal Courts | 29,796.00 | Other Miscellaneous Revenues | 412,596.98 | Added and Omitted Taxes | 27,684.00 |
| PUBLIC SAFETY | | Total | 9,383,813.73 | Total Taxes Levied - ABSTRACT | 7,791,670.81 |
| Fire Protection | 3,500.00 | Prior Years Surplus Appropriated | 352,000.00 | Total Taxes Billed | 7,787,199.08 |
| Police Protection | 840,114.00 | REVENUES TOTAL | 9,735,813.73 | 1985 TAXES COLLECTED | 7,624,610.15 |
| Civil Defense & Disaster Control | 200.00 | Reserve For Uncollected Taxes | 323,145.00 | 1985 Taxes Cancelled, Abated or Adjusted | 8,273.28 |
| Environmental Inspection & Control | 35,876.00 | CAPITAL OUTLAY TOTAL | 105,144.58 | Transfer to Tax Title Liens or Foreclosed | 4,592.87 |
| Other Public Safety | | Public Enterprises | | Balance Outstanding Dec. 31, 1985 | 149,722.78 |
| PUBLIC WORKS | | Recreation—Culture | | PRIOR YEARS TAXES OUTSTANDING | |
| Streets and Drainage | 450,393.00 | Public Works | 94,336.58 | Balance January 1, 1985 | 152,227.62 |
| Sewers and Sewage Processing | | Buildings and Grounds | 10,808.00 | Collected in 1985 | 143,041.67 |
| Garbage and Trash Disposal | 270,970.00 | Library and Education | | Cancelled, Abated or Adjusted 1985 | 99.71 |
| Public Buildings and Grounds | 34,800.00 | Conservation | | Transfers to Tax Title Liens or Foreclosed | |
| Other Public Works | | All Other | | Balance December 31, 1985 | 9,086.24 |
| HEALTH and WELFARE | | CAPITAL DEBT AUTHORIZED, DECEMBER 31, 1985 | | TAX TITLE LIENS OUTSTANDING | |
| Health Services Except Environmental | 100.00 | ISSUED AND UNISSUED | | Balance January 1, 1985 | 41,188.33 |
| Welfare-Public Assistance | 1,000.00 | School | 3,887,000 | Transfer From Taxes | 4,592.87 |
| Hospitals, Clinics, First Aid | | Self-liquidating | | Redeemed in 1985 | 20,268.88 |
| Animal, Insect, & Rodent Control | 17,100.00 | Other | 232,000 | Cancelled, Abated or Adjusted (1985) | |
| Other Welfare Services | 2,235.00 | Total | 4,119,000 | Transfers to Foreclosed Property | |
| RECREATION and CONSERVATION | | ISSUED AND OUTSTANDING | | Balance December 31, 1985 | 25,512.32 |
| Beaches and Boardwalks | | School | 3,887,000.00 | PROPERTY ACQUIRED BY DEED OR FORECLOSURE | |
| Parks, Playgrounds, Shade Trees | | Self-Liquidating | | Balance January 1, 1985 | 3,615.00 |
| Land Reclamation & Conservation | | Other | 232,000.00 | Transfers From Taxes or Liens | |
| Other Recreational Services | 12,287.50 | Total | 4,119,000.00 | Sale for Cash (1985) | |
| EDUCATION (excluding schools) | | EQUALIZED VALUATION BASIS | | Cancelled, Abated or Adjusted (1985) | |
| Libraries | | FOR NET DEBT COMPUTATION | 302,976,269 | Balance December 31, 1985 | 3,615.00 |
| Other Educational Services | 100.00 | REAL PROPERTY VALUATIONS | | CURRENT FINANCES DECEMBER 31, 1985 | |
| STATUTORY EXPENDITURES | | Code Class # of Parcels % VAL'N | | ASSETS | |
| Pensions & F. I. C. A. | 180,500.00 | 1 Vacant Land 119 2.05 | 5,371,900.00 | Cash Dec. 31, 1985 | 997,849.51 |
| Employee Fringe Benefits | 126,000.00 | 2 Residential 3445 75.74 | 198,467,650.00 | Taxes Receivable | 158,809.02 |
| Other Statutory Expenditures | 500.00 | 3 Farm 49 .51 | 1,327,100.00 | Tax Title Liens | 25,512.32 |
| CETA And Other Public Employment Programs | | 4a Commercial 153 15.59 | 40,851,500.00 | Foreclosed Property | 3,615.00 |
| MUNICIPAL FUNCTIONS TOTAL | 2,451,649.02 | 4b Industrial 6 .76 | 1,979,200.00 | Emergencies & Other Deferred Charges | |
| CAPITAL IMPROVEMENTS *MEMO* | 5,000.00 | 4c Apartments 2 5.35 | 14,028,000.00 | State and Federal Aid Receivable | 14,254.37 |
| DEBT SERVICE | | Total 3774 | 262,025,350.00 | Other Receivables | 22,980.21 |
| Principal Payments | 115,700.00 | Land Area 6.91 Sq. Miles | | Total | 1,223,020.43 |
| Interest Payments | 14,690.48 | Net Valuation Taxable-Municipal | 264,739,447 | LIABILITIES, RESERVES, AND SURPLUS | |
| DEFERRED CHARGES | | Net Valuation Taxable-County | 308,023,265 | Cash Liabilities | 231,243.78 |
| SCHOOL, COUNTY, SPECIAL DISTRICT TAXES | 6,698,152.65 | State Equalized Valuation | 314,990,848 | Reserves for Receivables | 210,916.55 |
| RESERVE FOR UNCOLLECTED TAXES | 323,145.00 | State Equalization Ratio | 83.91 | Surplus Dec. 31, 1985 | 780,860.10 |
| EXPENDITURES TOTAL | 9,603,337.15 | | | Total | 1,223,020.43 |

0209
 Population 1980 **4,963**
 Population 1985 **4,951**
 S & P Rating
 Moody Rating **A**
 General Tax Rate Per \$100. **3.52**
 State Equalized Tax Rate **2.05**

DEMAREST BOROUGH - BERGEN COUNTY
Form of Government:
Borough Council
Number of Members on Governing Body - 6

PER CAPITA:
 Gross Debt **540.44**
 Net Debt **511.90**
 Debt Service **95.51**
 Total Tax Levy **1,184.05**
 Municipal Expenditures **433.77**
 PER CENT:
 Gross Debt **1.08**
 Net Debt **1.03**
 Tax Levy Collected **98.40**
 Tax Levy Cancelled, Abated or Adjusted **.44**

| EXPENDITURES | | REVENUES-REALIZED | | 1985 PROPERTY TAX | |
|---|-------------------------|--|-----------------------|--|---------------------|
| GENERAL GOVERNMENT | | | | STATE EQUALIZED TAX RATE | |
| Governing Body & Public Boards | | 1985 Property Taxes Collected | 5,756,878.28 | Local District School Taxes | .70 |
| Municipal Clerk | | 1985 Payments in Lieu of Taxes | | Regional & Consolidated School Tax | .54 |
| Financial Administration | 31,518.83 | Delinquent Tax & Lien Collections | 54,232.26 | School Taxes in Municipal Budget | |
| Assessment of Taxes | 40,172.00 | Business Personality Replacement Taxes | 14,453.12 | County Taxes | .34 |
| Collection of Taxes | 24,213.32 | Taxes from Public Utilities | 391,606.00 | County Library Taxes | |
| Planning, Housing & Development | 5,045.00 | Other Miscellaneous Tax Revenues | | Local Municipal Purpose Taxes | .46 |
| Human Resources | | State Aid Revenues | 44,411.65 | Veteran & Senior Citizen Taxes | |
| Elections | 900.00 | Federal Aid Revenues | | Total Taxes for Rate Computation | 2.04 |
| General Administration (other) | 228,946.61 | State and Local Fiscal Assistance Act Utilized | 32,912.44 | Special District Taxes | |
| JUDICIARY | | Sale of Acquired Property | | Bank Corp. Taxes | 11,574.00 |
| Municipal Courts | 12,615.00 | Other Miscellaneous Revenues | 216,461.25 | Added and Omitted Taxes | 34,981.24 |
| PUBLIC SAFETY | | Total | 6,510,955.00 | Total Taxes Levied - ABSTRACT | 5,862,245.71 |
| Fire Protection | 81,034.08 | Prior Years Surplus Appropriated | 208,000.00 | Total Taxes Billed | 5,850,671.71 |
| Police Protection | 509,862.01 | REVENUES | 6,718,955.00 | 1985 TAXES COLLECTED | 5,756,878.28 |
| Civil Defense & Disaster Control | 100.00 | Reserve For Uncollected Taxes | 58,721.00 | 1985 Taxes Cancelled, Abated or Adjusted | 25,511.04 |
| Environmental Inspection & Control | 16,450.00 | CAPITAL OUTLAY | 85,947.06 | Transfer to Tax Title Liens or Foreclosed | 380.16 |
| Other Public Safety | | TOTAL | | Balance Outstanding Dec. 31, 1985 | 67,902.23 |
| PUBLIC WORKS | | | | PRIOR YEARS TAXES OUTSTANDING | |
| Streets and Drainage | 201,008.69 | Public Enterprises | | Balance January 1, 1985 | 52,511.51 |
| Sewers and Sewage Processing | 98,178.00 | Recreation—Culture | 801.54 | Collected in 1985 | 52,211.51 |
| Garbage and Trash Disposal | | Public Works | 83,386.91 | Cancelled, Abated or Adjusted 1985 | 300.00 |
| Public Buildings and Grounds | 30,710.00 | Buildings and Grounds | 1,758.61 | Transfers to Tax Title Liens or Foreclosed | |
| Other Public Works | | Library and Education | | Balance December 31, 1985 | |
| HEALTH and WELFARE | | Conservation | | TAX TITLE LIENS OUTSTANDING | |
| Health Services Except Environmental | 15,120.50 | All Other | | Balance January 1, 1985 | 3,326.81 |
| Welfare-Public Assistance | 1,619.00 | CAPITAL DEBT AUTHORIZED, DECEMBER 31, 1985 | | Transfer From Taxes | |
| Hospitals, Clinics, First Aid | | ISSUED AND UNISSUED | | Redeemed in 1985 | 2,020.75 |
| Animal, Insect, & Rodent Control | | School | 141,318 | Cancelled, Abated or Adjusted (1985) | |
| Other Welfare Services | | Self-liquidating | | Transfers to Foreclosed Property | 1,306.06 |
| RECREATION and CONSERVATION | | Other | 2,534,400 | Balance December 31, 1985 | |
| Beaches and Boardwalks | 117,628.73 | Total | 2,675,718 | PROPERTY ACQUIRED BY DEED OR | |
| Parks, Playgrounds, Shade Trees | 354.00 | ISSUED AND OUTSTANDING | | FORECLOSURE | |
| Land Reclamation & Conservation | 8,125.00 | School | 141,318.77 | Balance January 1, 1985 | 67,212.78 |
| Other Recreational Services | | Self-Liquidating | | Transfers From Taxes or Liens | 1,686.22 |
| EDUCATION (excluding schools) | | Other | 1,960,500.00 | Sale for Cash (1985) | |
| Libraries | 5,500.00 | Total | 2,101,818.77 | Cancelled, Abated or Adjusted (1985) | |
| Other Educational Services | 100.00 | EQUALIZED VALUATION BASIS | | Balance December 31, 1985 | 68,899.00 |
| STATUTORY EXPENDITURES | | FOR NET DEBT COMPUTATION | 247,148.381 | CURRENT FINANCES DECEMBER 31, 1985 | |
| Pensions & F. I. C. A. | 128,274.76 | REAL PROPERTY VALUATIONS | | ASSETS | |
| Employee Fringe Benefits | 41,372.00 | Code Class # of Parcels % VAL'N | | Cash Dec. 31, 1985 | 470,994.94 |
| Other Statutory Expenditures | 2,000.00 | 1 Vacant Land 83 2.48 | 4,099,600.00 | Taxes Receivable | 67,902.23 |
| CETA And Other Public Employment Programs | 1,600,847.53 | 2 Residential 1526 93.66 | 154,522,700.00 | Tax Title Liens | |
| MUNICIPAL FUNCTIONS | | 3 Farm | | Foreclosed Property | 68,899.00 |
| CAPITAL IMPROVEMENTS | *MEMO* 52,000.00 | 4a Commercial 9 3.85 | 6,352,300.00 | Emergencies & Other Deferred Charges | 19,203.83 |
| DEBT SERVICE | | 4b Industrial | | State and Federal Aid Receivable | |
| Principal Payments | 351,300.00 | 4c Apartments | | Other Receivables | 5,852.44 |
| Interest Payments | 121,590.09 | Total | 164,974,600.00 | Total | 632,852.44 |
| DEFERRED CHARGES | 15,136.00 | Land Area 2.10 Sq. Miles | | LIABILITIES, RESERVES, AND SURPLUS | |
| SCHOOL, COUNTY, SPECIAL DISTRICT TAXES | 4,498,707.74 | Net Valuation Taxable-Municipal | 165,341,119 | Cash Liabilities | 236,644.82 |
| RESERVE FOR UNCOLLECTED TAXES | 58,721.00 | Net Valuation Taxable-County | 241,519,183 | Reserves for Receivables | 142,653.67 |
| EXPENDITURES | 6,646,302.36 | State Equalized Valuation | 283,876,744 | Surplus Dec. 31, 1985 | 253,553.95 |
| TOTAL | | State Equalization Ratio | 58.19 | Total | 632,852.44 |

| | |
|-----------------------------|------|
| General Tax Rate Per \$100. | 1.87 |
| State Equalized Tax Rate | 1.80 |

Number of Members on Governing Body – 3

| | | | |
|------------------------|--------|----------------------------|-------|
| PER CAPITA: | | PER CENT: | |
| Gross Debt | 109.96 | Gross Debt | .43 |
| Net Debt | | Net Debt | |
| Debt Service | | Tax Levy Collected | 84.98 |
| Total Tax Levy | 531.48 | Tax Levy Cancelled, Abated | |
| Municipal Expenditures | 355.90 | or Adjusted | .23 |

1985/3000

1408
 Population 1980 **14,380**
 Population 1985 **14,157**
 S & P Rating
 Moody Rating **AAA**

General Tax Rate Per \$100. **7.87**
 State Equalized Tax Rate **2.02**

DENVILLE TOWNSHIP – MORRIS COUNTY
Form of Government:
Mayor–Council Plan F (OMCL 50)
Number of Members on Governing Body – 7

PER CAPITA:
 Gross Debt **483.54**
 Net Debt **229.92**
 Debt Service **30.00**
 Total Tax Levy **900.87**
 Municipal Expenditures **384.30**

PER CENT:
 Gross Debt **1.26**
 Net Debt **.60**
 Tax Levy Collected **97.20**
 Tax Levy Cancelled, Abated or Adjusted **.21**

| EXPENDITURES | | REVENUES-REALIZED | | 1985 PROPERTY TAX | |
|--|----------------------|---|-------------------|---|--------------------|
| GENERAL GOVERNMENT | | | | STATE EQUALIZED TAX RATE | |
| Governing Body & Public Boards | 10,965.00 | 1985 Property Taxes Collected | 12,362,899.08 | Local District School Taxes | .72 4,517,541.00 |
| Municipal Clerk | 86,210.00 | 1985 Payments in Lieu of Taxes | | Regional & Consolidated School Tax | .54 3,382,721.41 |
| Financial Administration | 93,664.00 | Delinquent Tax & Lien Collections | 252,035.94 | School Taxes in Municipal Budget | |
| Assessment of Taxes | 57,253.00 | Business Personalty Replacement Taxes | 226,249.56 | County Taxes | .35 2,204,059.50 |
| Collection of Taxes | 49,639.00 | Taxes from Public Utilities | 1,223,071.00 | County Library Taxes | |
| Planning, Housing & Development | 139,486.00 | Other Miscellaneous Tax Revenues | | Local Municipal Purpose Taxes | .41 2,544,142.40 |
| Human Resources | 22,246.00 | State Aid Revenues | 157,654.01 | Veteran & Senior Citizen Taxes | |
| Elections | 15,475.00 | Federal Aid Revenues | | Total Taxes for Rate Computation | 2.02 12,775,064.31 |
| General Administration (other) | 708,340.34 | State and Local Fiscal Assistance Act Utilized | 87,461.34 | Special District Taxes | |
| JUDICIARY | | Sale of Acquired Property | | Bank Corp. Taxes | 42,567.65 |
| Municipal Courts | 88,180.00 | Other Miscellaneous Revenues | 723,160.75 | Added and Omitted Taxes | 62,533.80 |
| PUBLIC SAFETY | | Total | 15,032,531.68 | Total Taxes Levied - ABSTRACT | 12,753,565.76 |
| Fire Protection | 129,155.00 | Prior Years Surplus Appropriated | 300,029.13 | Total Taxes Billed | 12,718,995.49 |
| Police Protection | 1,178,265.44 | REVENUES TOTAL | 15,332,560.81 | 1985 TAXES COLLECTED | 12,362,899.08 |
| Civil Defense & Disaster Control | 6,755.00 | Reserve For Uncollected Taxes | 446,740.49 | 1985 Taxes Cancelled, Abated or Adjusted | 27,234.94 |
| Environmental Inspection & Control | 76,146.00 | | | Transfer to Tax Title Liens or Foreclosed | 24,551.62 |
| Other Public Safety | | | | Balance Outstanding Dec. 31, 1985 | 304,309.85 |
| PUBLIC WORKS | | CAPITAL OUTLAY TOTAL | 940,567.16 | PRIOR YEARS TAXES OUTSTANDING | |
| Streets and Drainage | 575,329.37 | Public Enterprises | 207,504.03 | Balance January 1, 1985 | 247,614.60 |
| Sewers and Sewage Processing | | Recreation—Culture | 3,707.44 | Collected in 1985 | 242,217.55 |
| Garbage and Trash Disposal | | Public Works | 346,434.14 | Cancelled, Abated or Adjusted 1985 | 4.90 |
| Public Buildings and Grounds | 70,134.00 | Buildings and Grounds | 118,188.62 | Transfers to Tax Title Liens or Foreclosed | 5,392.15 |
| Other Public Works | 13,139.74 | Library and Education | 264,732.93 | Balance December 31, 1985 | |
| HEALTH and WELFARE | | Conservation | | TAX TITLE LIENS OUTSTANDING | |
| Health Services Except Environmental | 104,480.00 | All Other | | Balance January 1, 1985 | 23,354.48 |
| Welfare-Public Assistance | 31,028.00 | | | Transfer From Taxes | 31,063.79 |
| Hospitals, Clinics, First Aid | 3,000.00 | CAPITAL DEBT AUTHORIZED, DECEMBER 31, 1985 | | Redeemed in 1985 | 9,818.39 |
| Animal, Insect, & Rodent Control | 1,500.00 | ISSUED AND UNISSUED | | Cancelled, Abated or Adjusted (1985) | 883.33 |
| Other Welfare Services | | School | 1,741,584 | Transfers to Foreclosed Property | 12,951.26 |
| RECREATION and CONSERVATION | | Self-liquidating | 1,778,856 | Balance December 31, 1985 | 30,765.29 |
| Beaches and Boardwalks | | Other | 3,324,972 | PROPERTY ACQUIRED BY DEED OR FORECLOSURE | |
| Parks, Playgrounds, Shade Trees | 134,682.00 | Total | 6,845,413 | Balance January 1, 1985 | 371,280.74 |
| Land Reclamation & Conservation | 10,125.00 | ISSUED AND OUTSTANDING | | Transfers From Taxes or Liens | 12,951.26 |
| Other Recreational Services | 41,795.00 | School | 1,291,987.32 | Sale for Cash (1985) | |
| EDUCATION (excluding schools) | | Self-Liquidating | 1,029,000.00 | Cancelled, Abated or Adjusted (1985) | |
| Libraries | 236,531.00 | Other | 3,307,000.00 | Balance December 31, 1985 | 384,232.00 |
| Other Educational Services | 7,020.00 | Total | 5,627,987.32 | CURRENT FINANCES DECEMBER 31, 1985 | |
| STATUTORY EXPENDITURES | | EQUALIZED VALUATION BASIS | | ASSETS | |
| Pensions & F. I. C. A. | 364,981.09 | FOR NET DEBT COMPUTATION | 543,860,282 | Cash Dec. 31, 1985 | 3,866,607.40 |
| Employee Fringe Benefits | 175,505.00 | REAL PROPERTY VALUATIONS | | Taxes Receivable | 304,309.85 |
| Other Statutory Expenditures | 21,202.80 | Code Class # of Parcels % VAL'N | | Tax Title Liens | 30,765.29 |
| CETA And Other Public Employment Programs | | 1 Vacant Land 785 3.86 | 6,131,450.00 | Foreclosed Property | 384,232.00 |
| MUNICIPAL FUNCTIONS | | 2 Residential 4595 76.64 | 121,862,400.00 | Emergencies & Other Deferred Charges | 352,868.75 |
| CAPITAL IMPROVEMENTS | *MEMO* | 3 Farm 61 .61 | 969,540.00 | State and Federal Aid Receivable | 1,084.66 |
| DEBT SERVICE | | 4a Commercial 202 11.03 | 17,533,750.00 | Other Receivables | 4,000.00 |
| Principal Payments | 230,000.00 | 4b Industrial 31 6.88 | 10,946,200.00 | Total | 4,943,867.95 |
| Interest Payments | 194,679.00 | 4c Apartments 3 .99 | 1,572,400.00 | LIABILITIES, RESERVES, AND SURPLUS | |
| | | Total 5677 | 159,015,740.00 | Cash Liabilities | 3,027,266.79 |
| DEFERRED CHARGES | | Land Area 12.70 Sq. Miles | | Reserves for Receivables | 723,307.14 |
| SCHOOL, COUNTY, SPECIAL DISTRICT TAXES | | Net Valuation Taxable-Municipal | 160,819,076 | Surplus Dec. 31, 1985 | 1,193,294.02 |
| RESERVE FOR UNCOLLECTED TAXES | | Net Valuation Taxable-County | 609,375,464 | Total | 4,943,867.95 |
| EXPENDITURES | | State Equalized Valuation | 621,440,317 | | |
| TOTAL | 15,544,908.27 | State Equalization Ratio | 25.67 | | |

0802
Population 1980 23,473
Population 1985 24,056
S & P Rating AAA
Moody Rating A

General Tax Rate Per \$100.

3.18
State Equalized Tax Rate
2.81

DEPTFORD TOWNSHIP - GLOUCESTER CO.
Form of Government:
Council-Manager Plan E (OMCL 50)
Number of Members on Governing Body - 7

PER CAPITA:

Gross Debt 238.13
Net Debt 203.67
Debt Service 37.61
Total Tax Levy 632.88
Municipal Expenditures 309.45

PER CENT:

Gross Debt 1.14
Net Debt .98
Tax Levy Collected 93.67
Tax Levy Cancelled, Abated or Adjusted .04

| EXPENDITURES | | REVENUES-REALIZED | | 1985 PROPERTY TAX | |
|---|---------------|--|----------------|--|---------------|
| GENERAL GOVERNMENT | | | | STATE EQUALIZED TAX RATE → 1.48 | |
| Governing Body & Public Boards | 29,150.00 | 1985 Property Taxes Collected | 14,240,047.90 | Local District School Taxes | 7,609,563.00 |
| Municipal Clerk | 47,206.00 | 1985 Payments in Lieu of Taxes | | Regional & Consolidated School Tax | |
| Financial Administration | 106,788.00 | Delinquent Tax & Lien Collections | 902,041.98 | School Taxes in Municipal Budget | |
| Assessment of Taxes | 67,988.00 | Business Personalty Replacement Taxes | 90,336.25 | County Taxes | 3,470,992.74 |
| Collection of Taxes | 72,523.00 | Taxes from Public Utilities | 1,239,614.00 | County Library Taxes | |
| Planning, Housing & Development | 44,900.00 | Other Miscellaneous Tax Revenues | | Local Municipal Purpose Taxes | 3,355,108.01 |
| Human Resources | 1,900.00 | State Aid Revenues | 825,087.43 | Veteran & Senior Citizen Taxes | 265,250.00 |
| Elections | 10,300.00 | Federal Aid Revenues | | Total Taxes for Rate Computation | 14,700,913.75 |
| General Administration (other) | 729,572.91 | State and Local Fiscal Assistance Act Utilized | 199,357.80 | Special District Taxes | 635,608.00 |
| JUDICIARY | | Sale of Acquired Property | | Bank Corp. Taxes | 23,333.62 |
| Municipal Courts | 91,200.00 | Other Miscellaneous Revenues | 925,127.91 | Added and Omitted Taxes | 129,926.71 |
| PUBLIC SAFETY | | Total | 18,421,613.27 | Total Taxes Levied - ABSTRACT | 15,224,532.08 |
| Fire Protection | 4,500.00 | Prior Years Surplus Appropriated | 200,000.00 | Total Taxes Billed | 15,202,942.42 |
| Police Protection | 1,484,397.78 | REVENUES TOTAL | 18,621,613.27 | 1985 TAXES COLLECTED | 14,240,047.90 |
| Civil Defense & Disaster Control | 200.00 | Reserve For Uncollected Taxes | 1,065,569.66 | 1985 Taxes Cancelled, Abated or Adjusted | 6,768.44 |
| Environmental Inspection & Control | 165,379.00 | CAPITAL OUTLAY TOTAL | 146,601.78 | Transfer to Tax Title Liens or Foreclosed | 125,058.39 |
| Other Public Safety | | | | Balance Outstanding Dec. 31, 1985 | 831,067.69 |
| PUBLIC WORKS | | | | PRIOR YEARS TAXES OUTSTANDING | |
| Streets and Drainage | 476,735.00 | Public Enterprises | | Balance January 1, 1985 | 992,579.40 |
| Sewers and Sewage Processing | 240,471.00 | Recreation—Culture | | Collected in 1985 | 754,769.04 |
| Garbage and Trash Disposal | 33,848.00 | Public Works | 48,812.00 | Cancelled, Abated or Adjusted 1985 | 27,047.61 |
| Public Buildings and Grounds | 47,000.00 | Buildings and Grounds | 97,789.78 | Transfers to Tax Title Liens or Foreclosed | 56,194.17 |
| Other Public Works | 209,012.00 | Library and Education | | Balance December 31, 1985 | 154,568.58 |
| HEALTH and WELFARE | | Conservation | | TAX TITLE LIENS OUTSTANDING | |
| Health Services Except Environmental | 11,200.00 | All Other | | Balance January 1, 1985 | 428,003.40 |
| Welfare-Public Assistance | 60,000.00 | CAPITAL DEBT AUTHORIZED, DECEMBER 31, 1985 | | Transfer From Taxes | 188,538.88 |
| Hospitals, Clinics, First Aid | | ISSUED AND UNISSUED GROSS DEBT NET DEBT | | Redeemed in 1985 | 147,272.94 |
| Animal, Insect, & Rodent Control | | School 829,000 | | Cancelled, Abated or Adjusted (1985) | 16,546.46 |
| Other Welfare Services | 28,223.00 | Self-liquidating 4,899,547 | 4,899,547 | Transfers to Foreclosed Property | |
| RECREATION and CONSERVATION | | Other 5,728,547 | 4,899,547 | Balance December 31, 1985 | 452,722.88 |
| Beaches and Boardwalks | | Total 5,728,547 | | PROPERTY ACQUIRED BY DEED OR FORECLOSURE | |
| Parks, Playgrounds, Shade Trees | 99,700.00 | ISSUED AND OUTSTANDING | | Balance January 1, 1985 | 3,426,390.00 |
| Land Reclamation & Conservation | 1,500.00 | School 829,000.00 | | Transfers From Taxes or Liens | |
| Other Recreational Services | 25,000.00 | Self-Liquidating 4,732,400.00 | | Sale for Cash (1985) | 41,791.43 |
| EDUCATION (excluding schools) | | Other 5,561,400.00 | | Cancelled, Abated or Adjusted (1985) | 13,908.57 |
| Libraries | 149,401.00 | Total 5,561,400.00 | | Balance December 31, 1985 | 3,370,690.00 |
| Other Educational Services | | EQUALIZED VALUATION BASIS FOR NET DEBT COMPUTATION | 501,965,593 | CURRENT FINANCES DECEMBER 31, 1985 | |
| STATUTORY EXPENDITURES | | REAL PROPERTY VALUATIONS | | ASSETS | |
| Pensions & F. I. C. A. | 350,057.59 | Code Class # of Parcels % VAL'N | | Cash Dec. 31, 1985 | 3,286,310.98 |
| Employee Fringe Benefits | 241,200.00 | 1 Vacant Land 2127 5.49 | 24,751,700.00 | Taxes Receivable | 985,636.27 |
| Other Statutory Expenditures | 30,000.00 | 2 Residential 6444 60.42 | 272,426,700.00 | Tax Title Liens | 452,722.88 |
| CETA And Other Public Employment Programs | | 3 Farm 285 1.34 | 6,053,800.00 | Foreclosed Property | 3,370,690.00 |
| MUNICIPAL FUNCTIONS TOTAL | 4,859,352.28 | 4a Commercial 274 28.18 | 127,049,400.00 | Emergencies & Other Deferred Charges | 11,000.00 |
| CAPITAL IMPROVEMENTS *MEMO* | 17,500.00 | 4b Industrial 5 .52 | 2,357,400.00 | State and Federal Aid Receivable | |
| DEBT SERVICE | | 4c Apartments 10 4.04 | 18,218,000.00 | Other Receivables | 86,917.33 |
| Principal Payments | 526,600.00 | Total 9145 | 450,857,000.00 | Total | 8,193,277.46 |
| Interest Payments | 378,254.13 | Land Area 17.58 Sq. Miles | | LIABILITIES, RESERVES, AND SURPLUS | |
| DEFERRED CHARGES | 614,466.60 | Net Valuation Taxable-Municipal | 454,006,497 | Cash Liabilities | 1,856,204.49 |
| SCHOOL, COUNTY, SPECIAL DISTRICT TAXES | 11,716,163.74 | Net Valuation Taxable-County | 521,831,642 | Reserves for Receivables | 4,845,966.48 |
| RESERVE FOR UNCOLLECTED TAXES | 1,065,569.66 | State Equalized Valuation | 514,035,781 | Surplus Dec. 31, 1985 | 1,491,106.49 |
| EXPENDITURES TOTAL | 19,160,406.41 | State Equalization Ratio | 88.25 | Total | 8,193,277.46 |

1409
 Population 1980 **14,681**
 Population 1985 **14,391**
 S & P Rating
 Moody Rating **AAA**

General Tax Rate Per \$100. **2.85**
 State Equalized Tax Rate **2.38**

DOVER TOWN - MORRIS COUNTY
Form of Government:
Town Council
Number of Members on Governing Body - 9

PER CAPITA:
 Gross Debt **364.93**
 Net Debt **211.50**
 Debt Service **22.32**
 Total Tax Levy **604.69**
 Municipal Expenditures **407.08**

PER CENT:
 Gross Debt **1.70**
 Net Debt **.98**
 Tax Levy Collected **96.45**
 Tax Levy Cancelled, Abated or Adjusted **.52**

| EXPENDITURES | | REVENUES-REALIZED | | 1985 PROPERTY TAX | |
|---|---------------|--|--|--|--------------|
| GENERAL GOVERNMENT | | | | STATE EQUALIZED TAX RATE 1.11 | |
| Governing Body & Public Boards | 50,910.00 | 1985 Property Taxes Collected | | Local District School Taxes | 4,004,574.50 |
| Municipal Clerk | | 8,365,953.67 | | Regional & Consolidated School Tax | |
| Financial Administration | 105,148.00 | 1985 Payments in Lieu of Taxes | | School Taxes in Municipal Budget | |
| Assessment of Taxes | 21,694.00 | 345,246.69 | | County Taxes | 1,289,999.39 |
| Collection of Taxes | 37,090.02 | Delinquent Tax & Lien Collections | | County Library Taxes | |
| Planning, Housing & Development | 20,213.10 | 218,744.55 | | Local Municipal Purpose Taxes | 3,292,695.95 |
| Human Resources | 25,574.91 | Business Personalty Replacement Taxes | | Veteran & Senior Citizen Taxes | 116,350.00 |
| Elections | 6,000.00 | Taxes from Public Utilities | | Total Taxes for Rate Computation | 8,703,619.84 |
| General Administration (other) | 450,129.89 | Other Miscellaneous Tax Revenues | | Special District Taxes | |
| JUDICIARY* | | State Aid Revenues | | Bank Corp. Taxes | 57,374.94 |
| Municipal Courts | 100,537.94 | Federal Aid Revenues | | Added and Omitted Taxes | 57,507.73 |
| PUBLIC SAFETY | | State and Local Fiscal Assistance Act Utilized | | Total Taxes Levied - ABSTRACT | 8,702,152.51 |
| Fire Protection | 181,823.96 | Sale of Acquired Property | | Total Taxes Billed | 8,673,913.65 |
| Police Protection | 1,108,353.00 | Other Miscellaneous Revenues | | 1985 TAXES COLLECTED | 8,365,953.67 |
| Civil Defense & Disaster Control | 2,151.00 | Prior Years Surplus Appropriated | | 1985 Taxes Cancelled, Abated or Adjusted | 45,345.98 |
| Environmental Inspection & Control | 40,937.00 | REVENUES | | Transfer to Tax Title Liens or Foreclosed | 9,120.00 |
| Other Public Safety | | Reserve For Uncollected Taxes | | Balance Outstanding Dec. 31, 1985 | 253,494.00 |
| PUBLIC WORKS | | CAPITAL OUTLAY | | PRIOR YEARS TAXES OUTSTANDING | |
| Streets and Drainage | 572,658.43 | TOTAL | | Balance January 1, 1985 | 223,414.75 |
| Sewers and Sewage Processing | 450,300.00 | Public Enterprises | | Collected in 1985 | 215,616.08 |
| Garbage and Trash Disposal | 712,436.95 | Recreation—Culture | | Cancelled, Abated or Adjusted 1985 | |
| Public Buildings and Grounds | 46,234.00 | Public Works | | Transfers to Tax Title Liens or Foreclosed | 7,798.67 |
| Other Public Works | | Buildings and Grounds | | Balance December 31, 1985 | |
| HEALTH and WELFARE | | Library and Education | | TAX TITLE LIENS OUTSTANDING | |
| Health Services Except Environmental | 169,934.28 | Conservation | | Balance January 1, 1985 | 12,631.70 |
| Welfare-Public Assistance | 37,503.75 | All Other | | Transfer From Taxes | 18,512.99 |
| Hospitals, Clinics, First Aid | | CAPITAL DEBT AUTHORIZED, DECEMBER 31, 1985 | | Redeemed in 1985 | 3,128.47 |
| Animal, Insect, & Rodent Control | 16,500.00 | ISSUED AND UNISSUED | | Cancelled, Abated or Adjusted (1985) | |
| Other Welfare Services | | GROSS DEBT | | Transfers to Foreclosed Property | |
| RECREATION and CONSERVATION | | NET DEBT | | Balance December 31, 1985 | 28,016.22 |
| Beaches and Boardwalks | 169,725.00 | School | | PROPERTY ACQUIRED BY DEED OR | |
| Parks, Playgrounds, Shade Trees | | Self-liquidating | | FORECLOSURE | |
| Land Reclamation & Conservation | | Other | | Balance January 1, 1985 | 159,000.00 |
| Other Recreational Services | 28,477.00 | Total | | Transfers From Taxes or Liens | |
| EDUCATION (excluding schools) | | ISSUED AND OUTSTANDING | | Sale for Cash (1985) | |
| Libraries | 170,301.00 | School | | Cancelled, Abated or Adjusted (1985) | |
| Other Educational Services | | Self-Liquidating | | Balance December 31, 1985 | 159,000.00 |
| STATUTORY EXPENDITURES | | Other | | CURRENT FINANCES DECEMBER 31, 1985 | |
| Pensions & F. I. C. A. | 319,728.18 | Total | | ASSETS | |
| Employee Fringe Benefits | 257,020.00 | EQUALIZED VALUATION BASIS | | Cash Dec. 31, 1985 | 1,356,633.96 |
| Other Statutory Expenditures | 15,000.00 | FOR NET DEBT COMPUTATION | | Taxes Receivable | 253,494.00 |
| CETA And Other Public Employment Programs | | REAL PROPERTY VALUATIONS | | Tax Title Liens | 28,016.22 |
| MUNICIPAL FUNCTIONS | 5,116,381.41 | Code Class # of Parcels % VAL'N | | Foreclosed Property | 159,000.00 |
| CAPITAL IMPROVEMENTS | 30,000.00 | ASSESSED VALUATION | | Emergencies & Other Deferred Charges | 72,241.74 |
| DEBT SERVICE | | 1 Vacant Land 318 1.85 | | State and Federal Aid Receivable | 4,924.27 |
| Principal Payments | 110,000.00 | 2 Residential 3201 70.42 | | Other Receivables | 139,583.60 |
| Interest Payments | 211,202.25 | 3 Farm | | Total | 2,013,893.79 |
| DEFERRED CHARGES | | 4a Commercial 355 16.13 | | LIABILITIES, RESERVES, AND SURPLUS | |
| SCHOOL, COUNTY, SPECIAL DISTRICT TAXES | 5,294,573.89 | 4b Industrial 45 8.31 | | Cash Liabilities | 478,137.89 |
| RESERVE FOR UNCOLLECTED TAXES | 420,657.81 | 4c Apartments 30 3.29 | | Reserves for Receivables | 580,093.82 |
| EXPENDITURES | 11,152,815.36 | Total 3949 | | Surplus Dec. 31, 1985 | 955,662.08 |
| | | Land Area 2.51 Sq. Miles | | Total | 2,013,893.79 |
| | | Net Valuation Taxable-Municipal | | | |
| | | Net Valuation Taxable-County | | | |
| | | State Equalized Valuation | | | |
| | | State Equalization Ratio | | | |

1507
 Population 1980 **64,455**
 Population 1985 **69,116**
 S & P Rating **A**
 Moody Rating **A1**

General Tax Rate Per \$100. **2.50**
 State Equalized Tax Rate **2.29**

DOVER TOWNSHIP - OCEAN COUNTY

Form of Government:

Township Committee

Number of Members on Governing Body - 5

PER CAPITA:

Gross Debt **626.49**
 Net Debt **340.49**
 Debt Service **52.17**
 Total Tax Levy **934.68**
 Municipal Expenditures **396.74**

PER CENT:

Gross Debt **1.82**
 Net Debt **.99**
 Tax Levy Collected **95.40**
 Tax Levy Cancelled, Abated or Adjusted **.27**

| EXPENDITURES | | REVENUES-REALIZED | | 1985 PROPERTY TAX | |
|---|---------------|--|--|--|-------|
| GENERAL GOVERNMENT | | | | STATE EQUALIZED TAX RATE \rightarrow | |
| Governing Body & Public Boards | 64,890.00 | 1985 Property Taxes Collected | | Local District School Taxes | |
| Municipal Clerk | | 61,493,603.39 | | Regional & Consolidated School Tax | 1.44 |
| Financial Administration | 212,250.00 | 1985 Payments in Lieu of Taxes | | School Taxes in Municipal Budget | |
| Assessment of Taxes | 264,605.00 | Delinquent Tax & Lien Collections | | County Taxes | .42 * |
| Collection of Taxes | 189,875.00 | Business Personalty Replacement Taxes | | County Library Taxes | .03 |
| Planning, Housing & Development | 244,264.00 | Taxes from Public Utilities | | Local Municipal Purpose Taxes | .39 |
| Human Resources | 215,081.90 | Other Miscellaneous Tax Revenues | | Veteran & Senior Citizen Taxes | |
| Elections | 12,250.00 | State Aid Revenues | | Total Taxes for Rate Computation | 2.28 |
| General Administration (other) | 2,757,309.23 | Federal Aid Revenues | | Special District Taxes | |
| JUDICIARY | | State and Local Fiscal Assistance Act Utilized | | Bank Corp. Taxes | |
| Municipal Courts | 297,695.00 | Sale of Acquired Property | | Added and Omitted Taxes | |
| PUBLIC SAFETY | | Other Miscellaneous Revenues | | Total Taxes Levied - ABSTRACT | |
| Fire Protection | | Total | | Total Taxes Billed | |
| Police Protection | 5,237,608.02 | 4,491,510.34 | | 1985 TAXES COLLECTED | |
| Civil Defense & Disaster Control | 38,689.00 | Prior Years Surplus Appropriated | | 1985 Taxes Cancelled, Abated or Adjusted | |
| Environmental Inspection & Control | 208,550.00 | REVENUES | | Transfer to Tax Title Liens or Foreclosed | |
| Other Public Safety | 23,220.00 | Reserve For Uncollected Taxes | | Balance Outstanding Dec. 31, 1985 | |
| PUBLIC WORKS | | CAPITAL OUTLAY | | | |
| Streets and Drainage | 2,606,549.00 | Public Enterprises | | PRIOR YEARS TAXES OUTSTANDING | |
| Sewers and Sewage Processing | 18,028.39 | Recreation—Culture | | Balance January 1, 1985 | |
| Garbage and Trash Disposal | 2,671,276.00 | Public Works | | Collected in 1985 | |
| Public Buildings and Grounds | 179,800.00 | Buildings and Grounds | | Cancelled, Abated or Adjusted 1985 | |
| Other Public Works | 390,983.60 | Library and Education | | Transfers to Tax Title Liens or Foreclosed | |
| HEALTH and WELFARE | | Conservation | | Balance December 31, 1985 | |
| Health Services Except Environmental | 82,185.00 | All Other | | TAX TITLE LIENS OUTSTANDING | |
| Welfare-Public Assistance | 42,625.00 | CAPITAL DEBT AUTHORIZED, DECEMBER 31, 1985 | | Balance January 1, 1985 | |
| Hospitals, Clinics, First Aid | | ISSUED AND UNISSUED | | Transfer From Taxes | |
| Animal, Insect, & Rodent Control | | GROSS DEBT | | Redeemed in 1985 | |
| Other Welfare Services | | NET DEBT | | Cancelled, Abated or Adjusted (1985) | |
| RECREATION and CONSERVATION | | SCHOOL | | Transfers to Foreclosed Property | |
| Beaches and Boardwalks | 190,350.00 | Self-Liquidating | | Balance December 31, 1985 | |
| Parks, Playgrounds, Shade Trees | 503,930.00 | Other | | PROPERTY ACQUIRED BY DEED OR | |
| Land Reclamation & Conservation | 39,979.00 | Total | | FORECLOSURE | |
| Other Recreational Services | 321,923.00 | ISSUED AND OUTSTANDING | | Balance January 1, 1985 | |
| EDUCATION (excluding schools) | | SCHOOL | | Transfers From Taxes or Liens | |
| Libraries | | Self-Liquidating | | Sale for Cash (1985) | |
| Other Educational Services | 7,500.00 | Other | | Cancelled, Abated or Adjusted (1985) | |
| STATUTORY EXPENDITURES | | Total | | Balance December 31, 1985 | |
| Pensions & F. I. C. A. | 1,696,434.20 | EQUALIZED VALUATION BASIS | | CURRENT FINANCES DECEMBER 31, 1985 | |
| Employee Fringe Benefits | 936,200.00 | FOR NET DEBT COMPUTATION | | ASSETS | |
| Other Statutory Expenditures | | REAL PROPERTY VALUATIONS | | Cash Dec. 31, 1985 | |
| CETA And Other Public Employment Programs | | Code Class # of Parcels % VAL'N | | Taxes Receivable | |
| MUNICIPAL FUNCTIONS | | ASSESSED VALUATION | | Tax Title Liens | |
| CAPITAL IMPROVEMENTS | 115,000.00 | 1 Vacant Land 4800 5.16 | | Foreclosed Property | |
| DEBT SERVICE | | 2 Residential 27287 77.45 | | Emergencies & Other Deferred Charges | |
| Principal Payments | 1,465,000.00 | 3 Farm 205 .64 | | State and Federal Aid Receivable | |
| Interest Payments | 2,140,649.98 | 4a Commercial 771 12.55 | | Other Receivables | |
| DEFERRED CHARGES | | 4b Industrial 15 2.40 | | Total | |
| SCHOOL, COUNTY, SPECIAL DISTRICT TAXES | 52,879,351.94 | 4c Apartments 32 1.79 | | LIABILITIES, RESERVES, AND SURPLUS | |
| RESERVE FOR UNCOLLECTED TAXES | 3,916,066.50 | Total 33110 | | Cash Liabilities | |
| EXPENDITURES | | Land Area 41.62 Sq. Miles | | Reserves for Receivables | |
| TOTAL | 80,300,676.51 | Net Valuation Taxable-Municipal | | Surplus Dec. 31, 1985 | |
| | | Net Valuation Taxable-County | | Total | |
| | | State Equalized Valuation | | | |
| | | State Equalization Ratio | | | |

0604
Population 1980 1,803
Population 1985 1,876
S & P Rating
Moody Rating

General Tax Rate Per \$100.

State Equalized Tax Rate
4.23
2.51

DOWNE TOWNSHIP - CUMBERLAND CO.

Form of Government:

Township Committee

Number of Members on Governing Body - 3

PER CAPITA:

Gross Debt 68.55
Net Debt 4.05
Debt Service 4.58
Total Tax Levy 495.26
Municipal Expenditures 249.16

PER CENT:

Gross Debt .43
Net Debt .03
Tax Levy Collected 90.82
Tax Levy Cancelled, Abated or Adjusted .02

| EXPENDITURES | REVENUES-REALIZED | 1985 PROPERTY TAX |
|---|--|---|
| GENERAL GOVERNMENT | | STATE EQUALIZED TAX RATE |
| Governing Body & Public Boards | | Local District School Taxes 1.44 |
| Municipal Clerk | | Regional & Consolidated School Tax |
| Financial Administration 15,600.00 | 1985 Property Taxes Collected 846,284.28 | School Taxes in Municipal Budget |
| Assessment of Taxes 10,000.00 | 1985 Payments in Lieu of Taxes 87,344.38 | County Taxes 1.04 * |
| Collection of Taxes 11,875.60 | Delinquent Tax & Lien Collections 33,869.96 | County Library Taxes |
| Planning, Housing & Development 8,325.00 | Business Personalty Replacement Taxes 172,502.00 | Local Municipal Purpose Taxes .03 |
| Human Resources | Taxes from Public Utilities | Veteran & Senior Citizen Taxes |
| Elections 1,819.13 | Other Miscellaneous Tax Revenues | Total Taxes for Rate Computation 2.51 |
| General Administration (other) 64,256.80 | State Aid Revenues 12,168.26 | Special District Taxes |
| JUDICIARY | Federal Aid Revenues 4,750.00 | Bank Corp. Taxes |
| Municipal Courts 10,416.00 | State and Local Fiscal Assistance Act Utilized 13,300.00 | Added and Omitted Taxes |
| PUBLIC SAFETY | Sale of Acquired Property | Total Taxes Levied - ABSTRACT |
| Fire Protection | Other Miscellaneous Revenues | Total Taxes Billed |
| Police Protection 6,558.57 | Total 1,253,449.30 | 1985 TAXES COLLECTED |
| Civil Defense & Disaster Control 1,254.00 | Prior Years Surplus Appropriated 175,000.00 | 1985 Taxes Cancelled, Abated or Adjusted 177.61 |
| Environmental Inspection & Control 7,800.00 | REVENUES TOTAL 1,428,449.30 | Transfer to Tax Title Liens or Foreclosed |
| Other Public Safety | Reserve For Uncollected Taxes 122,309.37 | Balance Outstanding Dec. 31, 1985 78,150.64 |
| PUBLIC WORKS | CAPITAL OUTLAY TOTAL 18,500.00 | PRIOR YEARS TAXES OUTSTANDING |
| Streets and Drainage 128,665.12 | Public Enterprises | Balance January 1, 1985 |
| Sewers and Sewage Processing 31,400.00 | Recreation—Culture | Collected in 1985 |
| Garbage and Trash Disposal 1,600.00 | Public Works | Cancelled, Abated or Adjusted 1985 |
| Public Buildings and Grounds | Buildings and Grounds 18,500.00 | Transfers to Tax Title Liens or Foreclosed |
| Other Public Works | Library and Education | Balance December 31, 1985 66.28 |
| HEALTH and WELFARE | Conservation | TAX TITLE LIENS OUTSTANDING |
| Health Services Except Environmental | All Other | Balance January 1, 1985 |
| Welfare-Public Assistance 5,800.00 | | Transfer From Taxes |
| Hospitals, Clinics, First Aid | CAPITAL DEBT AUTHORIZED, DECEMBER 31, 1985 | Redeemed in 1985 |
| Animal, Insect, & Rodent Control | ISSUED AND UNISSUED GROSS DEBT | Cancelled, Abated or Adjusted (1985) |
| Other Welfare Services 2,777.82 | School 121,000 | Transfers to Foreclosed Property |
| RECREATION and CONSERVATION | Self-liquidating 7,600 | Balance December 31, 1985 46,355.60 |
| Beaches and Boardwalks | Other 7,600 | PROPERTY ACQUIRED BY DEED OR |
| Parks, Playgrounds, Shade Trees | Total 128,600 | FORECLOSURE |
| Land Reclamation & Conservation | ISSUED AND OUTSTANDING | Balance January 1, 1985 |
| Other Recreational Services | School 121,000.00 | Transfers From Taxes or Liens |
| EDUCATION (excluding schools) | Self-Liquidating 7,600.00 | Sale for Cash (1985) |
| Libraries | Other | Cancelled, Abated or Adjusted (1985) |
| Other Educational Services | Total 128,600.00 | Balance December 31, 1985 16,400.00 |
| STATUTORY EXPENDITURES | EQUALIZED VALUATION BASIS | CURRENT FINANCES DECEMBER 31, 1985 |
| Pensions & F. I. C. A. 11,332.24 | FOR NET DEBT COMPUTATION 30,211,592 | ASSETS |
| Employee Fringe Benefits 7,000.00 | REAL PROPERTY VALUATIONS | Cash Dec. 31, 1985 |
| Other Statutory Expenditures 1,972.09 | Code Class # of Parcels % VAL'N | Taxes Receivable 737,854.12 |
| CETA And Other Public Employment Programs | 1 Vacant Land 1035 19.13 | Tax Title Liens 46,355.60 |
| MUNICIPAL FUNCTIONS TOTAL 328,452.37 | 2 Residential 900 61.82 | Foreclosed Property 16,400.00 |
| CAPITAL IMPROVEMENTS *MEMO* | 3 Farm 152 8.17 | Emergencies & Other Deferred Charges 32,000.00 |
| DEBT SERVICE | 4a Commercial 76 9.99 | State and Federal Aid Receivable |
| Principal Payments 7,600.00 | 4b Industrial 4 .71 | Other Receivables 17,275.53 |
| Interest Payments 997.63 | 4c Apartments 1 .16 | Total 928,102.17 |
| DEFERRED CHARGES 8,065.00 | Total 2168 | LIABILITIES, RESERVES, AND SURPLUS |
| SCHOOL, COUNTY, SPECIAL DISTRICT TAXES 911,296.48 | Land Area 54.35 Sq. Miles | Cash Liabilities 435,454.50 |
| RESERVE FOR UNCOLLECTED TAXES 122,309.37 | Net Valuation Taxable-Municipal 20,306,736 | Reserves for Receivables 196,774.76 |
| EXPENDITURES TOTAL 1,378,720.85 | Net Valuation Taxable-County 30,487,804 | Surplus Dec. 31, 1985 295,872.91 |
| | State Equalized Valuation 33,786,549 | Total 928,102.17 |
| | State Equalization Ratio 59.44 | |

0210
Population 1980 **18,334**
Population 1985 **17,979**
S & P Rating
Moody Rating **AAA**

General Tax Rate Per \$100. **4.75**
State Equalized Tax Rate **2.58**

DUMONT BOROUGH - BERGEN COUNTY
Form of Government:
Borough Council
Number of Members on Governing Body - 6

PER CAPITA:
Gross Debt **275.02**
Net Debt **229.59**
Debt Service **38.46**
Total Tax Levy **791.22**
Municipal Expenditures **339.91**
PER CENT:
Gross Debt **1.02**
Net Debt **.85**
Tax Levy Collected **98.55**
Tax Levy Cancelled, Abated or Adjusted **.45**

| EXPENDITURES | | REVENUES-REALIZED | | 1985 PROPERTY TAX | |
|---|----------------------|--|--|--|----------------------|
| GENERAL GOVERNMENT | | | | STATE EQUALIZED TAX RATE \rightarrow | |
| Governing Body & Public Boards | | 1985 Property Taxes Collected | | Local District School Taxes 1.54 | 8,442,200.00 |
| Municipal Clerk | | 1985 Payments in Lieu of Taxes | | Regional & Consolidated School Tax | |
| Financial Administration | 24,000.00 | Delinquent Tax & Lien Collections | | School Taxes in Municipal Budget | |
| Assessment of Taxes | 176,500.00 | Business Personalty Replacement Taxes | | County Taxes .35 | 1,949,945.69 |
| Collection of Taxes | 49,400.00 | Taxes from Public Utilities | | County Library Taxes | |
| Planning, Housing & Development | 12,650.00 | Other Miscellaneous Tax Revenues | | Local Municipal Purpose Taxes .68 | 3,762,060.31 |
| Human Resources | | State Aid Revenues | | Veteran & Senior Citizen Taxes | 208,100.00 |
| Elections | | Federal Aid Revenues | | Total Taxes for Rate Computation 2.57 | 14,362,306.00 |
| General Administration (other) | 506,018.44 | State and Local Fiscal Assistance Act Utilized | | Special District Taxes | |
| JUDICIARY | | Sale of Acquired Property | | Bank Corp. Taxes | 17,625.42 |
| Municipal Courts | 45,200.00 | Other Miscellaneous Revenues | | Added and Omitted Taxes | 53,546.75 |
| PUBLIC SAFETY | | Total | | Total Taxes Levied - ABSTRACT | 14,225,378.17 |
| Fire Protection | 156,911.68 | Prior Years Surplus Appropriated | | Total Taxes Billed | 14,232,198.95 |
| Police Protection | 1,337,789.56 | REVENUES TOTAL | | 1985 TAXES COLLECTED | 14,025,641.00 |
| Civil Defense & Disaster Control | | Reserve For Uncollected Taxes | | 1985 Taxes Cancelled, Abated or Adjusted | 63,414.75 |
| Environmental Inspection & Control | 26,512.99 | CAPITAL OUTLAY TOTAL | | Transfer to Tax Title Liens or Foreclosed | 6,982.50 |
| Other Public Safety | | | | Balance Outstanding Dec. 31, 1985 | 136,160.70 |
| PUBLIC WORKS | | Public Enterprises | | PRIOR YEARS TAXES OUTSTANDING | |
| Streets and Drainage | 546,310.96 | Recreation—Culture | | Balance January 1, 1985 | 151,589.75 |
| Sewers and Sewage Processing | 538,149.71 | Public Works | | Collected in 1985 | 148,439.68 |
| Garbage and Trash Disposal | 728,258.51 | Buildings and Grounds | | Cancelled, Abated or Adjusted 1985 | |
| Public Buildings and Grounds | 40,721.10 | Library and Education | | Transfers to Tax Title Liens or Foreclosed | |
| Other Public Works | 52,500.00 | Conservation | | Balance December 31, 1985 | 3,150.07 |
| HEALTH and WELFARE | | All Other | | TAX TITLE LIENS OUTSTANDING | |
| Health Services Except Environmental | 50,790.00 | CAPITAL DEBT AUTHORIZED, DECEMBER 31, 1985 | | Balance January 1, 1985 | 39,987.61 |
| Welfare-Public Assistance | 9,220.73 | ISSUED AND UNISSUED GROSS DEBT NET DEBT | | Transfer From Taxes | 6,982.50 |
| Hospitals, Clinics, First Aid | | School 600,000 | | Redeemed in 1985 | |
| Animal, Insect, & Rodent Control | | Self-liquidating 4,344,657 | | Cancelled, Abated or Adjusted (1985) | |
| Other Welfare Services | | Other 4,944,657 | | Transfers to Foreclosed Property | |
| RECREATION and CONSERVATION | | Total 4,944,657 | | Balance December 31, 1985 | 46,970.11 |
| Beaches and Boardwalks | | ISSUED AND OUTSTANDING | | PROPERTY ACQUIRED BY DEED OR | |
| Parks, Playgrounds, Shade Trees | 3,840.00 | School 600,000.00 | | FORECLOSURE | |
| Land Reclamation & Conservation | 43,605.86 | Self-liquidating 4,040,230.00 | | Balance January 1, 1985 | 47,526.00 |
| Other Recreational Services | | Other 4,640,230.00 | | Transfers From Taxes or Liens | |
| EDUCATION (excluding schools) | | Total 4,640,230.00 | | Sale for Cash (1985) | |
| Libraries | 130,000.00 | EQUALIZED VALUATION BASIS | | Cancelled, Abated or Adjusted (1985) | |
| Other Educational Services | | FOR NET DEBT COMPUTATION | | Balance December 31, 1985 | 47,526.00 |
| STATUTORY EXPENDITURES | | REAL PROPERTY VALUATIONS | | CURRENT FINANCES DECEMBER 31, 1985 | |
| Pensions & F. I. C. A. | 319,758.68 | Code Class # of Parcels % VAL'N ASSESSED VALUATION | | ASSETS | |
| Employee Fringe Benefits | 127,427.79 | 1 Vacant Land 77 .45 1,327,300.00 | | Cash Dec. 31, 1985 | 975,520.11 |
| Other Statutory Expenditures | | 2 Residential 4872 89.37 263,054,900.00 | | Taxes Receivable | 139,310.77 |
| CETA And Other Public Employment Programs | | 3 Farm 1 3,800.00 | | Tax Title Liens | 46,970.11 |
| MUNICIPAL FUNCTIONS TOTAL | 4,925,566.01 | 4a Commercial 122 5.35 15,748,900.00 | | Foreclosed Property | 47,526.00 |
| CAPITAL IMPROVEMENTS *MEMO* | 35,000.00 | 4b Industrial 11 .48 1,407,600.00 | | Emergencies & Other Deferred Charges | 209,473.44 |
| DEBT SERVICE | | 4c Apartments 24 4.35 12,807,400.00 | | State and Federal Aid Receivable | 1,604.00 |
| Principal Payments | 395,735.00 | Total 5107 294,349,900.00 | | Other Receivables | 851.19 |
| Interest Payments | 295,697.91 | Land Area 1.80 Sq. Miles | | Total | 1,421,255.62 |
| DEFERRED CHARGES | 75,182.23 | Net Valuation Taxable-Municipal | | LIABILITIES, RESERVES, AND SURPLUS | |
| SCHOOL, COUNTY, SPECIAL DISTRICT TAXES | 10,392,145.69 | Net Valuation Taxable-County | | Cash Liabilities | 434,110.71 |
| RESERVE FOR UNCOLLECTED TAXES | 419,000.00 | State Equalized Valuation | | Reserves for Receivables | 234,658.07 |
| EXPENDITURES TOTAL | 16,503,326.84 | State Equalization Ratio 54.31 | | Surplus Dec. 31, 1985 | 752,486.84 |
| | | | | Total | 1,421,255.62 |

1203
 Population 1980 **6,593**
 Population 1985 **6,379**
 S & P Rating
 Moody Rating

General Tax Rate Per \$100. **3.08**
 State Equalized Tax Rate **2.56**

DUNELLEN BOROUGH - MIDDLESEX CO.
Form of Government:
Borough Council
Number of Members on Governing Body - 6

PER CAPITA:
 Gross Debt **51.80**
 Net Debt **51.80**
 Debt Service **10.15**
 Total Tax Levy **708.14**
 Municipal Expenditures **289.81**

PER CENT:
 Gross Debt **.21**
 Net Debt **.21**
 Tax Levy Collected **96.74**
 Tax Levy Cancelled, Abated or Adjusted **.01**

| EXPENDITURES | | REVENUES-REALIZED | | 1985 PROPERTY TAX | |
|---|---------------------|--|-----------------------|--|---------------------|
| GENERAL GOVERNMENT | | | | STATE EQUALIZED TAX RATE | |
| Governing Body & Public Boards | | 1985 Property Taxes Collected | 4,368,396.76 | Local District School Taxes | 1.52 |
| Municipal Clerk | | 1985 Payments in Lieu of Taxes | 118,608.87 | Regional & Consolidated School Tax | |
| Financial Administration | 10,685.00 | Delinquent Tax & Lien Collections | 213,461.56 | School Taxes in Municipal Budget | |
| Assessment of Taxes | 8,806.00 | Business Personality Replacement Taxes | 350,963.00 | County Taxes | .56 |
| Collection of Taxes | 35,166.00 | Taxes from Public Utilities | | County Library Taxes | |
| Planning, Housing & Development | 900.00 | Other Miscellaneous Tax Revenues | 78,343.31 | Local Municipal Purpose Taxes | .47 |
| Human Resources | 9,400.00 | State Aid Revenues | | Veteran & Senior Citizen Taxes | |
| Elections | 2,600.00 | Federal Aid Revenues | 28,062.00 | Total Taxes for Rate Computation | 2.55 |
| General Administration (other) | 153,262.00 | State and Local Fiscal Assistance Act Utilized | | Special District Taxes | |
| JUDICIARY * | | Sale of Acquired Property | 204,470.99 | Bank Corp. Taxes | 4,214.82 |
| Municipal Courts | 36,913.00 | Other Miscellaneous Revenues | 5,362,306.49 | Added and Omitted Taxes | 20,649.88 |
| PUBLIC SAFETY | | Prior Years Surplus Appropriated | 44,000.00 | Total Taxes Levied - ABSTRACT | 4,517,254.72 |
| Fire Protection | 64,631.00 | REVENUES TOTAL | 5,406,306.49 | Total Taxes Billed | 4,515,527.37 |
| Police Protection | 594,671.06 | Reserve For Uncollected Taxes | 180,000.00 | 1985 TAXES COLLECTED | 4,368,396.76 |
| Civil Defense & Disaster Control | 100.00 | CAPITAL OUTLAY TOTAL | 239,519.65 | 1985 Taxes Cancelled, Abated or Adjusted | 267.96 |
| Environmental Inspection & Control | 7,296.00 | | | Transfer to Tax Title Liens or Foreclosed | 33,516.56 |
| Other Public Safety | | | | Balance Outstanding Dec. 31, 1985 | 113,346.09 |
| PUBLIC WORKS | | | | PRIOR YEARS TAXES OUTSTANDING | |
| Streets and Drainage | 205,838.00 | Public Enterprises | | Balance January 1, 1985 | 113,626.53 |
| Sewers and Sewage Processing | 93,845.00 | Recreation—Culture | | Collected in 1985 | 113,138.26 |
| Garbage and Trash Disposal | 11,150.00 | Public Works | 85,603.65 | Cancelled, Abated or Adjusted 1985 | |
| Public Buildings and Grounds | 62,320.00 | Buildings and Grounds | 153,916.00 | Transfers to Tax Title Liens or Foreclosed | 488.27 |
| Other Public Works | | Library and Education | | Balance December 31, 1985 | |
| HEALTH and WELFARE | | Conservation | | TAX TITLE LIENS OUTSTANDING | |
| Health Services Except Environmental | 10,721.00 | All Other | | Balance January 1, 1985 | 89,408.71 |
| Welfare-Public Assistance | 10,269.00 | CAPITAL DEBT AUTHORIZED, DECEMBER 31, 1985 | | Transfer From Taxes | 34,065.93 |
| Hospitals, Clinics, First Aid | | ISSUED AND UNISSUED GROSS DEBT | | Redeemed in 1985 | 5,470.61 |
| Animal, Insect, & Rodent Control | | School | | Cancelled, Abated or Adjusted (1985) | |
| Other Welfare Services | | Self-liquidating | | Transfers to Foreclosed Property | |
| RECREATION and CONSERVATION | | Other | 330,445 | Balance December 31, 1985 | 118,004.03 |
| Beaches and Boardwalks | | Total | 330,445 | PROPERTY ACQUIRED BY DEED OR | |
| Parks, Playgrounds, Shade Trees | 1,000.00 | ISSUED AND OUTSTANDING | | FORECLOSURE | |
| Land Reclamation & Conservation | 50.00 | School | | Balance January 1, 1985 | |
| Other Recreational Services | 38,717.00 | Self-liquidating | | Transfers From Taxes or Liens | |
| EDUCATION (excluding schools) | | Other | 200,750.00 | Sale for Cash (1985) | |
| Libraries | 54,180.00 | Total | 200,750.00 | Cancelled, Abated or Adjusted (1985) | |
| Other Educational Services | | EQUALIZED VALUATION BASIS | | Balance December 31, 1985 | |
| STATUTORY EXPENDITURES | | FOR NET DEBT COMPUTATION | 156,111,676 | CURRENT FINANCES DECEMBER 31, 1985 | |
| Pensions & F. I. C. A. | 121,441.77 | REAL PROPERTY VALUATIONS | | ASSETS | |
| Employee Fringe Benefits | 59,000.00 | Code Class # of Parcels % VAL'N | | Cash Dec. 31, 1985 | 356,732.64 |
| Other Statutory Expenditures | 2,000.00 | 1 Vacant Land 89 .94 | 1,335,100.00 | Taxes Receivable | 113,346.09 |
| CETA and Other Public Employment Programs | | 2 Residential 1796 81.45 | 115,561,700.00 | Tax Title Liens | 118,004.03 |
| MUNICIPAL FUNCTIONS TOTAL | 1,594,961.83 | 3 Farm | | Foreclosed Property | |
| CAPITAL IMPROVEMENTS *MEMO* | | 4a Commercial 101 11.77 | 16,697,800.00 | Emergencies & Other Deferred Charges | |
| DEBT SERVICE | | 4b Industrial 7 4.81 | 6,828,700.00 | State and Federal Aid Receivable | |
| Principal Payments | 46,550.00 | 4c Apartments 5 1.03 | 1,460,300.00 | Other Receivables | 90,047.45 |
| Interest Payments | 18,166.76 | Total 1998 | 141,883,600.00 | Total | 678,130.21 |
| DEFERRED CHARGES | 9,001.82 | Land Area 1.04 Sq. Miles | | LIABILITIES, RESERVES, AND SURPLUS | |
| SCHOOL, COUNTY, SPECIAL DISTRICT TAXES | 3,658,362.21 | Net Valuation Taxable-Municipal | 145,937,581 | Cash Liabilities | 324,796.23 |
| RESERVE FOR UNCOLLECTED TAXES | 180,000.00 | Net Valuation Taxable-County | 171,482,750 | Reserves for Receivables | 321,397.57 |
| EXPENDITURES TOTAL | 5,507,042.62 | State Equalized Valuation | 174,964,247 | Surplus Dec. 31, 1985 | 31,936.41 |
| | | State Equalization Ratio | 83.06 | Total | 678,130.21 |

1508
 Population 1980 **1,009**
 Population 1985 **1,056**
 S & P Rating
 Moody Rating

General Tax Rate Per \$100. **2.90**
 State Equalized Tax Rate **2.08**

EAGLESWOOD TOWNSHIP – OCEAN CO.
Form of Government:
Township Committee
Number of Members on Governing Body – 3

PER CAPITA:
 Gross Debt **2,834.93**
 Net Debt **24.62**
 Debt Service **4.73**
 Total Tax Levy **832.81**
 Municipal Expenditures **464.14**

PER CENT:
 Gross Debt **7.58**
 Net Debt **.07**
 Tax Levy Collected **85.10**
 Tax Levy Cancelled, Abated or Adjusted **.07**

| EXPENDITURES | | REVENUES-REALIZED | | 1985 PROPERTY TAX | |
|---|---------------------|--|----------------------|---|-------------------------|
| GENERAL GOVERNMENT | | | | STATE EQUALIZED TAX RATE | |
| Governing Body & Public Boards | | 1985 Property Taxes Collected | 746,815.25 | Local District School Taxes | .70 292,187.00 |
| Municipal Clerk | | 1985 Payments in Lieu of Taxes | 744.14 | Regional & Consolidated School Tax | .80 335,162.62 |
| Financial Administration | 11,111.86 | Delinquent Tax & Lien Collections | 170,550.29 | School Taxes in Municipal Budget | |
| Assessment of Taxes | 2,782.77 | Business Personalty Replacement Taxes | 4,648.76 | County Taxes | .40 * 164,649.51 |
| Collection of Taxes | 19,901.38 | Taxes from Public Utilities | 145,094.00 | County Library Taxes | .03 10,809.54 |
| Planning, Housing & Development | 14,100.00 | Other Miscellaneous Tax Revenues | | Local Municipal Purpose Taxes | .15 63,900.00 |
| Human Resources | | State Aid Revenues | 5,865.03 | Veteran & Senior Citizen Taxes | 24,300.00 |
| Elections | | Federal Aid Revenues | | Total Taxes for Rate Computation | 2.08 891,008.67 |
| General Administration (other) | 65,229.76 | State and Local Fiscal Assistance Act Utilized | 26,641.00 | Special District Taxes | |
| JUDICIARY | | Sale of Acquired Property | | Bank Corp. Taxes | 1,859.92 |
| Municipal Courts | 19,100.00 | Other Miscellaneous Revenues | 104,291.36 | Added and Omitted Taxes | 10,876.30 |
| PUBLIC SAFETY | | Total | 1,204,649.83 | Total Taxes Levied - ABSTRACT | 879,444.89 |
| Fire Protection | 20,000.00 | Prior Years Surplus Appropriated | 75,000.00 | Total Taxes Billed | 877,584.97 |
| Police Protection | 3,500.00 | REVENUES TOTAL | 1,279,649.83 | 1985 TAXES COLLECTED | 746,815.25 |
| Civil Defense & Disaster Control | | Reserve For Uncollected Taxes | 178,083.80 | 1985 Taxes Cancelled, Abated or Adjusted | 600.00 |
| Environmental Inspection & Control | | CAPITAL OUTLAY TOTAL | 989,077.31 | Transfer to Tax Title Liens or Foreclosed | 40,000.00 |
| Other Public Safety | | | | Balance Outstanding Dec. 31, 1985 | 90,169.72 |
| PUBLIC WORKS | | | | PRIOR YEARS TAXES OUTSTANDING | |
| Streets and Drainage | 44,400.00 | Public Enterprises | | Balance January 1, 1985 | 127,299.26 |
| Sewers and Sewage Processing | | Recreation—Culture | | Collected in 1985 | 119,608.14 |
| Garbage and Trash Disposal | 76,575.00 | Public Works | 973,558.93 | Cancelled, Abated or Adjusted 1985 | |
| Public Buildings and Grounds | 10,040.23 | Buildings and Grounds | 15,518.38 | Transfers to Tax Title Liens or Foreclosed | 7,098.60 |
| Other Public Works | | Library and Education | | Balance December 31, 1985 | 592.52 |
| HEALTH and WELFARE | | Conservation | | TAX TITLE LIENS OUTSTANDING | |
| Health Services Except Environmental | 300.00 | All Other | | Balance January 1, 1985 | 153,052.04 |
| Welfare-Public Assistance | 2,450.00 | | | Transfer From Taxes | 48,110.54 |
| Hospitals, Clinics, First Aid | | CAPITAL DEBT AUTHORIZED, DECEMBER 31, 1985 | | Redeemed in 1985 | 50,942.15 |
| Animal, Insect, & Rodent Control | 4,500.00 | ISSUED AND UNISSUED | | Cancelled, Abated or Adjusted (1985) | |
| Other Welfare Services | | School | 1,667,689 | Transfers to Foreclosed Property | |
| RECREATION and CONSERVATION | | Self-liquidating | 1,300,000 | Balance December 31, 1985 | 150,220.43 |
| Beaches and Boardwalks | | Other | 26,000 | PROPERTY ACQUIRED BY DEED OR FORECLOSURE | |
| Parks, Playgrounds, Shade Trees | | Total | 2,993,689 | Balance January 1, 1985 | 1,172,894.00 |
| Land Reclamation & Conservation | | | | Transfers From Taxes or Liens | |
| Other Recreational Services | 750.00 | ISSUED AND OUTSTANDING | | Sale for Cash (1985) | |
| EDUCATION (excluding schools) | | School | 767,689.54 | Cancelled, Abated or Adjusted (1985) | 512,000.00 |
| Libraries | 200.00 | Self-Liquidating | 1,260,000.00 | Balance December 31, 1985 | 660,894.00 |
| Other Educational Services | | Other | 10,000.00 | CURRENT FINANCES DECEMBER 31, 1985 | |
| STATUTORY EXPENDITURES | | Total | 2,037,689.54 | ASSETS | |
| Pensions & F. I. C. A. | 8,933.30 | EQUALIZED VALUATION BASIS | | Cash Dec. 31, 1985 | 442,784.92 |
| Employee Fringe Benefits | | FOR NET DEBT COMPUTATION | 39,504,884 | Taxes Receivable | 90,762.24 |
| Other Statutory Expenditures | 500.00 | REAL PROPERTY VALUATIONS | | Tax Title Liens | 150,220.43 |
| CETA and Other Public Employment Programs | | Code Class # of Parcels % VAL'N | | Foreclosed Property | 660,894.00 |
| MUNICIPAL FUNCTIONS TOTAL | 304,374.30 | 1 Vacant Land 604 26.41 | 7,834,060.00 | Emergencies & Other Deferred Charges | |
| CAPITAL IMPROVEMENTS *MEMO* | 13,500.00 | 2 Residential 530 59.26 | 17,578,500.00 | State and Federal Aid Receivable | 4,430.25 |
| DEBT SERVICE | | 3 Farm 3 .30 | 88,550.00 | Other Receivables | 500,800.00 |
| Principal Payments | 5,000.00 | 4a Commercial 49 10.77 | 3,195,900.00 | Total | 1,849,891.84 |
| Interest Payments | | 4b Industrial 8 3.25 | 964,250.00 | LIABILITIES, RESERVES, AND SURPLUS | |
| | | 4c Apartments | | Cash Liabilities | 246,640.99 |
| | | Total 1194 | 29,661,260.00 | Reserves for Receivables | 1,402,676.67 |
| DEFERRED CHARGES | 2,677.38 | Land Area 16.50 Sq. Miles | | Surplus Dec. 31, 1985 | 200,574.18 |
| SCHOOL, COUNTY, SPECIAL DISTRICT TAXES | 802,808.67 | Net Valuation Taxable-Municipal | 29,928,613 | Total | 1,849,891.84 |
| RESERVE FOR UNCOLLECTED TAXES | 178,083.80 | Net Valuation Taxable-County | 38,353,669 | | |
| EXPENDITURES TOTAL | 1,292,944.15 | State Equalized Valuation | 41,561,046 | | |
| | | State Equalization Ratio | 71.83 | | |

1008
Population 1980 3,468
Population 1985 3,631
S & P Rating
Moody Rating

General Tax Rate Per \$100. 1.98
State Equalized Tax Rate 1.87

EAST AMWELL TWP. - HUNTERDON CO.
Form of Government:
Township Committee
Number of Members on Governing Body - 3

PER CAPITA:
Gross Debt 55.38
Net Debt
Debt Service
Total Tax Levy 755.45
Municipal Expenditures 247.45
PER CENT:
Gross Debt .15
Net Debt
Tax Levy Collected 94.75
Tax Levy Cancelled, Abated or Adjusted 22.93

| EXPENDITURES | | REVENUES-REALIZED | | 1985 PROPERTY TAX | |
|---|--------------|--|--|--|--|
| GENERAL GOVERNMENT | | | | STATE EQUALIZED TAX RATE | |
| Governing Body & Public Boards | | | | Local District School Taxes .74 | |
| Municipal Clerk | | | | Regional & Consolidated School Tax .56 | |
| Financial Administration | 19,100.00 | 1985 Property Taxes Collected 2,606,706.25 | | School Taxes in Municipal Budget | |
| Assessment of Taxes | 18,041.00 | | | County Taxes .46 | |
| Collection of Taxes | 17,100.00 | | | County Library Taxes .03 | |
| Planning, Housing & Development | 25,105.00 | | | Local Municipal Purpose Taxes .08 | |
| Human Resources | 2,900.00 | | | Veteran & Senior Citizen Taxes | |
| Elections | | | | Total Taxes for Rate Computation 1.87 | |
| General Administration (other) | 63,198.00 | | | Special District Taxes | |
| JUDICIARY | | | | Bank Corp. Taxes | |
| Municipal Courts | 12,450.00 | | | Added and Omitted Taxes | |
| PUBLIC SAFETY | | | | Total Taxes Levied - ABSTRACT | |
| Fire Protection | 38,900.00 | | | Total Taxes Billed | |
| Police Protection | 27,600.00 | | | 1985 TAXES COLLECTED | |
| Civil Defense & Disaster Control | | | | 1985 Taxes Cancelled, Abated or Adjusted | |
| Environmental Inspection & Control | 22,602.00 | | | Transfer to Tax Title Liens or Foreclosed | |
| Other Public Safety | | | | Balance Outstanding Dec. 31, 1985 | |
| PUBLIC WORKS | | | | PRIOR YEARS TAXES OUTSTANDING | |
| Streets and Drainage | 337,193.69 | | | Balance January 1, 1985 | |
| Sewers and Sewage Processing | | | | Collected in 1985 | |
| Garbage and Trash Disposal | 9,200.00 | | | Cancelled, Abated or Adjusted 1985 | |
| Public Buildings and Grounds | 19,100.00 | | | Transfers to Tax Title Liens or Foreclosed | |
| Other Public Works | 23,500.00 | | | Balance December 31, 1985 | |
| HEALTH and WELFARE | | | | TAX TITLE LIENS OUTSTANDING | |
| Health Services Except Environmental | 18,125.00 | | | Balance January 1, 1985 | |
| Welfare-Public Assistance | 1,134.00 | | | Transfer From Taxes | |
| Hospitals, Clinics, First Aid | | | | Redeemed in 1985 | |
| Animal, Insect, & Rodent Control | | | | Cancelled, Abated or Adjusted (1985) | |
| Other Welfare Services | | | | Transfers to Foreclosed Property | |
| RECREATION and CONSERVATION | | | | Balance December 31, 1985 | |
| Beaches and Boardwalks | 800.00 | | | PROPERTY ACQUIRED BY DEED OR | |
| Parks, Playgrounds, Shade Trees | 950.00 | | | FORECLOSURE | |
| Land Reclamation & Conservation | 8,475.00 | | | Balance January 1, 1985 | |
| Other Recreational Services | | | | Transfers From Taxes or Liens | |
| EDUCATION (excluding schools) | | | | Sale for Cash (1985) | |
| Libraries | | | | Cancelled, Abated or Adjusted (1985) | |
| Other Educational Services | | | | Balance December 31, 1985 | |
| STATUTORY EXPENDITURES | | | | CURRENT FINANCES DECEMBER 31, 1985 | |
| Pensions & F. I. C. A. | 27,750.00 | | | ASSETS | |
| Employee Fringe Benefits | 17,500.00 | | | Cash Dec. 31, 1985 | |
| Other Statutory Expenditures | 40.00 | | | Taxes Receivable | |
| CETA And Other Public Employment Programs | | | | Tax Title Liens | |
| MUNICIPAL FUNCTIONS TOTAL | 710,763.69 | | | Foreclosed Property | |
| CAPITAL IMPROVEMENTS *MEMO* | 8,000.00 | | | Emergencies & Other Deferred Charges | |
| DEBT SERVICE | | | | State and Federal Aid Receivable | |
| Principal Payments | | | | Other Receivables | |
| Interest Payments | | | | Total | |
| DEFERRED CHARGES | | | | LIABILITIES, RESERVES, AND SURPLUS | |
| SCHOOL, COUNTY, SPECIAL DISTRICT TAXES | 2,610,484.18 | | | Cash Liabilities | |
| RESERVE FOR UNCOLLECTED TAXES | 187,729.86 | | | Reserves for Receivables | |
| EXPENDITURES TOTAL | 3,508,977.73 | | | Surplus Dec. 31, 1985 | |
| | | | | Total | |

2.72

Number of Members on Governing Body – 5

| | |
|---|-------|
| Gross Debt | 5.32 |
| Net Debt | 1.43 |
| Tax Levy Collected | 98.26 |
| Tax Levy Cancelled, Abated or Adjusted | .16 |

1985/3000

0803
 Population 1980 **4,144**
 Population 1985 **4,346**
 S & P Rating
 Moody Rating

General Tax Rate Per \$100. **2.14**
 State Equalized Tax Rate **2.10**

EAST GREENWICH TWP. - GLOUCESTER CO.
Form of Government:
Township Committee
Number of Members on Governing Body - 3

PER CAPITA:
 Gross Debt **100.31**
 Net Debt
 Debt Service
 Total Tax Levy **534.83**
 Municipal Expenditures **417.62**
 PER CENT:
 Gross Debt **.43**
 Net Debt
 Tax Levy Collected **96.17**
 Tax Levy Cancelled, Abated or Adjusted

| EXPENDITURES | | REVENUES-REALIZED | | 1985 PROPERTY TAX | |
|---|---------------------|---|-----------------------|---|---------------------------------|
| GENERAL GOVERNMENT | | | | STATE EQUALIZED TAX RATE 2.10 | |
| Governing Body & Public Boards | | 1985 Property Taxes Collected | 2,232,669.17 | Local District School Taxes | .73 795,517.69 |
| Municipal Clerk | | 1985 Payments in Lieu of Taxes | | Regional & Consolidated School Tax | .69 753,750.20 |
| Financial Administration | 18,500.00 | Delinquent Tax & Lien Collections | 85,663.58 | School Taxes in Municipal Budget | |
| Assessment of Taxes | 9,780.00 | Business Personalty Replacement Taxes | 33,032.36 | County Taxes | .66 715,491.49 |
| Collection of Taxes | 15,588.00 | Taxes from Public Utilities | 1,032,911.00 | County Library Taxes | .02 22,221.26 |
| Planning, Housing & Development | 22,862.00 | Other Miscellaneous Tax Revenues | | Local Municipal Purpose Taxes | |
| Human Resources | | State Aid Revenues | 23,662.37 | Veteran & Senior Citizen Taxes | 36,800.00 |
| Elections | | Federal Aid Revenues | | Total Taxes for Rate Computation | 2.10 2,323,780.64 |
| General Administration (other) | 157,115.00 | State and Local Fiscal Assistance Act Utilized | 18,222.85 | Special District Taxes | |
| JUDICIARY. | | Sale of Acquired Property | | Bank Corp. Taxes | 3,226.48 |
| Municipal Courts | 52,000.00 | Other Miscellaneous Revenues | 258,575.46 | Added and Omitted Taxes | 34,178.15 |
| PUBLIC SAFETY | | Total | 3,684,736.79 | Total Taxes Levied - ABSTRACT | 2,324,385.27 |
| Fire Protection | 44,297.00 | Prior Years Surplus Appropriated | 607,318.86 | Total Taxes Billed | 2,321,481.68 |
| Police Protection | 450,685.00 | REVENUES TOTAL | 4,292,055.65 | 1985 TAXES COLLECTED | 2,232,669.17 |
| Civil Defense & Disaster Control | 1,383.00 | Reserve For Uncollected Taxes | 227,500.00 | 1985 Taxes Cancelled, Abated or Adjusted | |
| Environmental Inspection & Control | 30,472.00 | | | Transfer to Tax Title Liens or Foreclosed | 1,786.90 |
| Other Public Safety | | | | Balance Outstanding Dec. 31, 1985 | 87,025.61 |
| PUBLIC WORKS | | CAPITAL OUTLAY TOTAL | | PRIOR YEARS TAXES OUTSTANDING | |
| Streets and Drainage | 249,806.64 | Public Enterprises | | Balance January 1, 1985 | 87,085.49 |
| Sewers and Sewage Processing | 20,000.00 | Recreation—Culture | | Collected in 1985 | 85,663.58 |
| Garbage and Trash Disposal | 218,878.36 | Public Works | | Cancelled, Abated or Adjusted 1985 | |
| Public Buildings and Grounds | 24,500.00 | Buildings and Grounds | | Transfers to Tax Title Liens or Foreclosed | |
| Other Public Works | | Library and Education | | Balance December 31, 1985 | 1,421.91 |
| HEALTH and WELFARE | | Conservation | | TAX TITLE LIENS OUTSTANDING | |
| Health Services Except Environmental | 25,374.00 | All Other | | Balance January 1, 1985 | 13,416.02 |
| Welfare-Public Assistance | 20,967.00 | | | Transfer From Taxes | 1,786.90 |
| Hospitals, Clinics, First Aid | | CAPITAL DEBT AUTHORIZED, DECEMBER 31, 1985 | | Redeemed in 1985 | |
| Animal, Insect, & Rodent Control | 3,500.00 | ISSUED AND UNISSUED GROSS DEBT NET DEBT | | Cancelled, Abated or Adjusted (1985) | |
| Other Welfare Services | | School 435,948 | | Transfers to Foreclosed Property | |
| RECREATION and CONSERVATION | | Self-liquidating | | Balance December 31, 1985 | 15,202.92 |
| Beaches and Boardwalks | | Other | | PROPERTY ACQUIRED BY DEED OR | |
| Parks, Playgrounds, Shade Trees | 18,400.00 | Total 435,948 | | FORECLOSURE | |
| Land Reclamation & Conservation | | ISSUED AND OUTSTANDING | | Balance January 1, 1985 | |
| Other Recreational Services | | School 394,333.96 | | Transfers From Taxes or Liens | |
| EDUCATION (excluding schools) | | Self-Liquidating | | Sale for Cash (1985) | |
| Libraries | 6,000.00 | Other | | Cancelled, Abated or Adjusted (1985) | |
| Other Educational Services | | Total 394,333.96 | | Balance December 31, 1985 | |
| STATUTORY EXPENDITURES | | EQUALIZED VALUATION BASIS | | CURRENT FINANCES DECEMBER 31, 1985 | |
| Pensions & F. I. C. A. | 79,000.00 | FOR NET DEBT COMPUTATION | 101,358,058 | ASSETS | |
| Employee Fringe Benefits | 55,000.00 | REAL PROPERTY VALUATIONS | | Cash Dec. 31, 1985 | 1,316,369.41 |
| Other Statutory Expenditures | 4,500.00 | Code Class # of Parcels % VAL'N | | Taxes Receivable | 88,447.52 |
| CETA And Other Public Employment Programs | | 1 Vacant Land 178 2.37 | 2,484,700.00 | Tax Title Liens | 15,202.92 |
| MUNICIPAL FUNCTIONS TOTAL | 1,528,608.00 | 2 Residential 1161 73.16 | 76,822,500.00 | Foreclosed Property | |
| CAPITAL IMPROVEMENTS *MEMO* | 10,000.00 | 3 Farm 377 11.13 | 11,692,800.00 | Emergencies & Other Deferred Charges | |
| DEBT SERVICE | | 4a Commercial 55 9.12 | 9,574,200.00 | State and Federal Aid Receivable | |
| Principal Payments | | 4b Industrial 8 3.37 | 3,534,700.00 | Other Receivables | 5,840.50 |
| Interest Payments | | 4c Apartments 7 .86 | 898,700.00 | Total | 1,425,860.35 |
| | | Total 1786 | 105,007,600.00 | LIABILITIES, RESERVES, AND SURPLUS | |
| DEFERRED CHARGES | 58,872.31 | Land Area 14.89 Sq. Miles | | Cash Liabilities | 337,728.11 |
| SCHOOL, COUNTY, SPECIAL DISTRICT TAXES | 2,286,980.64 | Net Valuation Taxable-Municipal | 106,874,308 | Reserves for Receivables | 109,490.94 |
| RESERVE FOR UNCOLLECTED TAXES | 227,500.00 | Net Valuation Taxable-County | 107,288,145 | Surplus Dec. 31, 1985 | 978,641.30 |
| EXPENDITURES TOTAL | 4,101,960.95 | State Equalized Valuation | 108,875,576 | Total | 1,425,860.35 |
| | | State Equalization Ratio | 98.13 | | |

1410
Population 1980 9,319
Population 1985 9,544
S & P Rating AA-
Moody Rating AAA

General Tax Rate Per \$100. 4.86
State Equalized Tax Rate 1.55

EAST HANOVER TOWNSHIP - MORRIS CO.
Form of Government:
Township Committee
Number of Members on Governing Body - 5

PER CAPITA:
Gross Debt 2,464.42
Net Debt 1,967.45
Debt Service 123.36
Total Tax Levy 1,155.51
Municipal Expenditures 661.81
PER CENT:
Gross Debt 3.98
Net Debt 3.18
Tax Levy Collected 98.06
Tax Levy Cancelled, Abated or Adjusted .03

| EXPENDITURES | | REVENUES-REALIZED | | 1985 PROPERTY TAX | |
|--|---------------|---|----------------|---|---------------|
| GENERAL GOVERNMENT | | | | STATE EQUALIZED TAX RATE | |
| Governing Body & Public Boards | | 1985 Property Taxes Collected | 10,803,093.31 | Local District School Taxes .65 | 4,529,610.00 |
| Municipal Clerk | | 1985 Payments in Lieu of Taxes | | Regional & Consolidated School Tax .33 | 2,273,151.09 |
| Financial Administration | 104,396.00 | Delinquent Tax & Lien Collections | 184,390.74 | School Taxes in Municipal Budget | |
| Assessment of Taxes | 240,815.00 | Business Personalty Replacement Taxes | 279,511.80 | County Taxes .39 | 2,705,083.87 |
| Collection of Taxes | 51,732.46 | Taxes from Public Utilities | 2,294,743.00 | County Library Taxes | |
| Planning, Housing & Development | 110,617.00 | Other Miscellaneous Tax Revenues | | Local Municipal Purpose Taxes .17 | 1,214,337.06 |
| Human Resources | 21,236.00 | State Aid Revenues | 55,111.08 | Veteran & Senior Citizen Taxes | 75,450.00 |
| Elections | 4,300.00 | Federal Aid Revenues | | Total Taxes for Rate Computation 1.54 | 10,797,632.02 |
| General Administration (other) | 645,564.00 | State and Local Fiscal Assistance Act Utilized | 45,544.00 | Special District Taxes | |
| JUDICIARY | 52,842.00 | Sale of Acquired Property | | Bank Corp. Taxes | 18,297.59 |
| Municipal Courts | | Other Miscellaneous Revenues | 1,612,890.33 | Added and Omitted Taxes | 287,674.97 |
| PUBLIC SAFETY | | Total | 15,275,284.26 | Total Taxes Levied - ABSTRACT | 11,028,154.58 |
| Fire Protection | 101,446.00 | Prior Years Surplus Appropriated | 1,218,000.00 | Total Taxes Billed | 11,017,054.54 |
| Police Protection | 1,191,100.00 | REVENUES TOTAL | 16,493,284.26 | 1985 TAXES COLLECTED | 10,803,093.31 |
| Civil Defense & Disaster Control | 10,445.00 | Reserve For Uncollected Taxes | 434,987.20 | 1985 Taxes Cancelled, Abated or Adjusted | 3,285.36 |
| Environmental Inspection & Control | 74,125.00 | | | Transfer to Tax Title Liens or Foreclosed | 3,784.26 |
| Other Public Safety | | CAPITAL OUTLAY | 1,538,388.86 | Balance Outstanding Dec. 31, 1985 | 206,891.61 |
| PUBLIC WORKS | | Total | | PRIOR YEARS TAXES OUTSTANDING | |
| Streets and Drainage | 411,224.00 | Public Enterprises | 735,121.80 | Balance January 1, 1985 | 183,002.42 |
| Sewers and Sewage Processing | 437,065.00 | Recreation—Culture | 31,075.47 | Collected in 1985 | 176,310.21 |
| Garbage and Trash Disposal | 80,500.00 | Public Works | 617,896.13 | Cancelled, Abated or Adjusted 1985 | |
| Public Buildings and Grounds | 91,089.00 | Buildings and Grounds | 153,818.96 | Transfers to Tax Title Liens or Foreclosed | 881.81 |
| Other Public Works | | Library and Education | 476.50 | Balance December 31, 1985 | 5,810.40 |
| HEALTH and WELFARE | | Conservation | | TAX TITLE LIENS OUTSTANDING | |
| Health Services Except Environmental | 88,012.00 | All Other | | Balance January 1, 1985 | 34,918.91 |
| Welfare-Public Assistance | 5,776.00 | | | Transfer From Taxes | 4,825.64 |
| Hospitals, Clinics, First Aid | 7,745.00 | CAPITAL DEBT AUTHORIZED, DECEMBER 31, 1985 | | Redeemed in 1985 | 8,080.53 |
| Animal, Insect, & Rodent Control | | ISSUED AND UNISSUED | | Cancelled, Abated or Adjusted (1985) | |
| Other Welfare Services | | School | 1,527,066 | Transfers to Foreclosed Property | |
| RECREATION and CONSERVATION | | Self-liquidating | 2,564,000 | Balance December 31, 1985 | 31,664.02 |
| Beaches and Boardwalks | | Other | 19,429,386 | PROPERTY ACQUIRED BY DEED OR FORECLOSURE | |
| Parks, Playgrounds, Shade Trees | 4,500.00 | Total | 23,520,452 | Balance January 1, 1985 | 24,100.00 |
| Land Reclamation & Conservation | 5,170.00 | | | Transfers From Taxes or Liens | |
| Other Recreational Services | 270,093.00 | ISSUED AND OUTSTANDING | | Sale for Cash (1985) | |
| EDUCATION (excluding schools) | | School | 1,527,066.61 | Cancelled, Abated or Adjusted (1985) | |
| Libraries | 112,500.00 | Self-Liquidating | 2,424,000.00 | Balance December 31, 1985 | 24,100.00 |
| Other Educational Services | | Other | 19,154,386.00 | CURRENT FINANCES DECEMBER 31, 1985 | |
| STATUTORY EXPENDITURES | | Total | 23,105,452.61 | ASSETS | |
| Pensions & F. I. C. A. | 290,491.06 | EQUALIZED VALUATION BASIS | | Cash Dec. 31, 1985 | 2,334,710.62 |
| Employee Fringe Benefits | 205,500.00 | FOR NET DEBT COMPUTATION | 591,097,273 | Taxes Receivable | 212,702.01 |
| Other Statutory Expenditures | | REAL PROPERTY VALUATIONS | | Tax Title Liens | 31,664.02 |
| CETA And Other Public Employment Programs | | Code Class # of Parcels % VAL'N | | Foreclosed Property | 24,100.00 |
| MUNICIPAL FUNCTIONS | | 1 Vacant Land 444 4.61 | 10,130,400.00 | Emergencies & Other Deferred Charges | 386,727.52 |
| CAPITAL IMPROVEMENTS | 190,000.00 | 2 Residential 2625 46.13 | 101,417,400.00 | State and Federal Aid Receivable | 4,882.39 |
| DEBT SERVICE | | 3 Farm 15 .19 | 410,300.00 | Other Receivables | 61,466.31 |
| Principal Payments | 42,000.00 | 4a Commercial 147 41.91 | 92,146,800.00 | Total | 3,056,252.87 |
| Interest Payments | 1,135,373.87 | 4b Industrial 73 7.16 | 15,747,500.00 | LIABILITIES, RESERVES, AND SURPLUS | |
| | | 4c Apartments | | Cash Liabilities | 920,639.01 |
| DEFERRED CHARGES | 85,660.00 | Total | 219,852,400.00 | Reserves for Receivables | 329,932.34 |
| SCHOOL, COUNTY, SPECIAL DISTRICT TAXES | 9,507,844.96 | Land Area 8.21 Sq. Miles | | Surplus Dec. 31, 1985 | 1,805,681.52 |
| RESERVE FOR UNCOLLECTED TAXES | 434,987.20 | Net Valuation Taxable-Municipal | 220,769,127 | Total | 3,056,252.87 |
| EXPENDITURES | 15,824,149.55 | Net Valuation Taxable-County | 751,191,952 | | |
| | | State Equalized Valuation | 692,277,654 | | |
| | | State Equalization Ratio | 31.80 | | |

0902
 Population 1980 **1,923**
 Population 1985 **1,901**
 S & P Rating
 Moody Rating

General Tax Rate Per \$100. **6.35**
 State Equalized Tax Rate **3.00**

EAST NEWARK BOROUGH – HUDSON CO.
Form of Government:
Borough Council
Number of Members on Governing Body – 6

PER CAPITA:
 Gross Debt **235.77**
 Net Debt **235.77**
 Debt Service **20.64**
 Total Tax Levy **569.83**
 Municipal Expenditures **545.80**

PER CENT:
 Gross Debt **1.43**
 Net Debt **1.43**
 Tax Levy Collected **96.92**
 Tax Levy Cancelled, Abated or Adjusted **1.58**

| EXPENDITURES | | REVENUES-REALIZED | | 1985 PROPERTY TAX | |
|---|---------------------|--|----------------------|--|---------------------|
| GENERAL GOVERNMENT | | | | STATE EQUALIZED TAX RATE 3.71 | |
| Governing Body & Public Boards | | | | Local District School Taxes | 255,194.48 |
| Municipal Clerk | | | | Regional & Consolidated School Tax | |
| Financial Administration | 15,000.00 | 1985 Property Taxes Collected | 1,056,231.38 | School Taxes in Municipal Budget | |
| Assessment of Taxes | 29,900.00 | 1985 Payments in Lieu of Taxes | | County Taxes | 1.03 * |
| Collection of Taxes | 7,750.00 | Delinquent Tax & Lien Collections | 30,413.29 | County Library Taxes | |
| Planning, Housing & Development | | Business Personalty Replacement Taxes | 223,316.52 | Local Municipal Purpose Taxes | 1.26 |
| Human Resources | 6,735.79 | Taxes from Public Utilities | 102,261.00 | Veteran & Senior Citizen Taxes | 16,350.00 |
| Elections | 1,150.00 | Other Miscellaneous Tax Revenues | | Total Taxes for Rate Computation | 3.00 |
| General Administration (other) | 128,749.00 | State Aid Revenues | 44,678.43 | Special District Taxes | |
| JUDICIARY | | Federal Aid Revenues | | Bank Corp. Taxes | 9,782.06 |
| Municipal Courts | 22,591.00 | State and Local Fiscal Assistance Act Utilized | 29,433.00 | Added and Omitted Taxes | 1,285.35 |
| PUBLIC SAFETY | | Sale of Acquired Property | | Total Taxes Levied - ABSTRACT | 1,083,242.70 |
| Fire Protection | 25,966.88 | Other Miscellaneous Revenues | 114,441.22 | Total Taxes Billed | 1,089,810.64 |
| Police Protection | 311,663.00 | Prior Years Surplus Appropriated | 74,760.00 | 1985 TAXES COLLECTED | 1,056,231.38 |
| Civil Defense & Disaster Control | | REVENUES TOTAL | 1,675,534.84 | 1985 Taxes Cancelled, Abated or Adjusted | 17,257.84 |
| Environmental Inspection & Control | 4,914.00 | Reserve For Uncollected Taxes | 54,679.89 | Transfer to Tax Title Liens or Foreclosed | |
| Other Public Safety | | CAPITAL OUTLAY TOTAL | 250,501.20 | Balance Outstanding Dec. 31, 1985 | 16,321.42 |
| PUBLIC WORKS | | | | PRIOR YEARS TAXES OUTSTANDING | |
| Streets and Drainage | 30,000.00 | Public Enterprises | | Balance January 1, 1985 | 30,418.28 |
| Sewers and Sewage Processing | 108,500.00 | Recreation—Culture | | Collected in 1985 | 30,413.29 |
| Garbage and Trash Disposal | 66,453.00 | Public Works | 250,501.20 | Cancelled, Abated or Adjusted 1985 | 4.99 |
| Public Buildings and Grounds | 23,651.00 | Buildings and Grounds | | Transfers to Tax Title Liens or Foreclosed | |
| Other Public Works | 16,286.00 | Library and Education | | Balance December 31, 1985 | |
| HEALTH and WELFARE | | Conservation | | TAX TITLE LIENS OUTSTANDING | |
| Health Services Except Environmental | 8,000.00 | All Other | | Balance January 1, 1985 | 11,963.54 |
| Welfare-Public Assistance | 7,750.00 | CAPITAL DEBT AUTHORIZED, DECEMBER 31, 1985 | | Transfer From Taxes | |
| Hospitals, Clinics, First Aid | | ISSUED AND UNISSUED GROSS DEBT NET DEBT | | Redeemed in 1985 | |
| Animal, Insect, & Rodent Control | | School | | Cancelled, Abated or Adjusted (1985) | |
| Other Welfare Services | | Self-liquidating | | Transfers to Foreclosed Property | 11,963.54 |
| RECREATION and CONSERVATION | | Other | 448,190 | Balance December 31, 1985 | |
| Beaches and Boardwalks | 6,550.00 | Total | 448,190 | PROPERTY ACQUIRED BY DEED OR | |
| Parks, Playgrounds, Shade Trees | | ISSUED AND OUTSTANDING | | FORECLOSURE | |
| Land Reclamation & Conservation | 12,940.00 | School | | Balance January 1, 1985 | |
| Other Recreational Services | | Self-Liquidating | | Transfers From Taxes or Liens | 11,963.54 |
| EDUCATION (excluding schools) | | Other | 448,190.00 | Sale for Cash (1985) | |
| Libraries | | Total | 448,190.00 | Cancelled, Abated or Adjusted (1985) | 973.54 |
| Other Educational Services | | EQUALIZED VALUATION BASIS | | Balance December 31, 1985 | 10,990.00 |
| STATUTORY EXPENDITURES | | FOR NET DEBT COMPUTATION | 31,287,329 | CURRENT FINANCES DECEMBER 31, 1985 | |
| Pensions & F. I. C. A. | 61,400.00 | REAL PROPERTY VALUATIONS | | ASSETS | |
| Employee Fringe Benefits | 33,697.00 | Code Class # of Parcels % VAL'N | | Cash Dec. 31, 1985 | 266,010.24 |
| Other Statutory Expenditures | | 1 Vacant Land 8 1.08 | 177,025.00 | Taxes Receivable | 16,321.42 |
| CETA And Other Public Employment Programs | | 2 Residential 319 52.87 | 8,689,100.00 | Tax Title Liens | |
| MUNICIPAL FUNCTIONS TOTAL | 929,646.67 | 3 Farm | | Foreclosed Property | 10,990.00 |
| CAPITAL IMPROVEMENTS *MEMO* | | 4a Commercial 40 10.42 | 1,712,400.00 | Emergencies & Other Deferred Charges | 24,000.00 |
| DEBT SERVICE | | 4b Industrial 8 33.21 | 5,457,900.00 | State and Federal Aid Receivable | 51,601.50 |
| Principal Payments | 10,000.00 | 4c Apartments 8 2.42 | 397,400.00 | Other Receivables | 11,832.33 |
| Interest Payments | 29,245.35 | Total 383 | 16,433,825.00 | Total | 380,755.49 |
| DEFERRED CHARGES | 14,000.00 | Land Area .10 Sq. Miles | | LIABILITIES, RESERVES, AND SURPLUS | |
| SCHOOL, COUNTY, SPECIAL DISTRICT TAXES | 623,577.48 | Net Valuation Taxable-Municipal | 16,892,256 | Cash Liabilities | 182,097.75 |
| RESERVE FOR UNCOLLECTED TAXES | 54,679.89 | Net Valuation Taxable-County | 38,009,924 | Reserves for Receivables | 39,143.75 |
| EXPENDITURES TOTAL | 1,661,149.39 | State Equalized Valuation | 35,202,247 | Surplus Dec. 31, 1985 | 159,513.99 |
| | | State Equalization Ratio | 47.30 | Total | 380,755.49 |

0705
 Population 1980 **77,690**
 Population 1985 **77,536**
 S & P Rating
 Moody Rating

General Tax Rate Per \$100.
10.86
 State Equalized Tax Rate
7.14

EAST ORANGE CITY - ESSEX COUNTY
Form of Government:
City Charter Act (P.L. 1908 c. 250)
Number of Members on Governing Body - 9

PER CAPITA:
 Gross Debt **527.68**
 Net Debt **184.28**
 Debt Service **64.54**
 Total Tax Levy **530.22**
 Municipal Expenditures **691.08**

PER CENT:
 Gross Debt **8.17**
 Net Debt **2.85**
 Tax Levy Collected
 Tax Levy Cancelled, Abated
 or Adjusted

| EXPENDITURES | | REVENUES-REALIZED | | 1985 PROPERTY TAX | |
|---|---------------|--|--------------------|--|---------------|
| GENERAL GOVERNMENT | | | | STATE EQUALIZED TAX RATE 7.14 | |
| Governing Body & Public Boards | 688,564.13 | 1985 Property Taxes Collected | ** | Local District School Taxes | 1.66 |
| Municipal Clerk | 171,439.53 | 1985 Payments in Lieu of Taxes | 1,250,014.16 | Regional & Consolidated School Tax | |
| Financial Administration | 382,931.32 | Delinquent Tax & Lien Collections | 3,538,103.80 | School Taxes in Municipal Budget | |
| Assessment of Taxes | 483,613.10 | Business Personalty Replacement Taxes | 1,418,776.79 | County Taxes | .98 |
| Collection of Taxes | 535,616.13 | Taxes from Public Utilities | 3,456,811.60 | County Library Taxes | |
| Planning, Housing & Development | 486,969.60 | Other Miscellaneous Tax Revenues | | Local Municipal Purpose Taxes | 4.49 |
| Human Resources | 4,243,457.15 | State Aid Revenues | 11,400,897.90 | Veteran & Senior Citizen Taxes | |
| Elections | 30,378.15 | Federal Aid Revenues | | Total Taxes for Rate Computation | 7.13 |
| General Administration (other) | 3,767,578.04 | State and Local Fiscal Assistance Act Utilized | 1,334,475.00 | Special District Taxes | ** |
| JUDICIARY | | Sale of Acquired Property | 287,565.50 | Bank Corp. Taxes | 52,201.13 |
| Municipal Courts | 940,583.40 | Other Miscellaneous Revenues | 3,757,780.32 | Added and Omitted Taxes | ** |
| PUBLIC SAFETY | | Total | 26,444,425.07 | Total Taxes Levied - ABSTRACT | 41,111,009.71 |
| Fire Protection | 6,077,878.80 | Prior Years Surplus Appropriated | ** 26,444,425.07 | Total Taxes Billed | ** |
| Police Protection | 6,022,348.18 | REVENUES TOTAL | 5,930,406.59 | 1985 TAXES COLLECTED | ** |
| Civil Defense & Disaster Control | 1,500.00 | Reserve For Uncollected Taxes | | 1985 Taxes Cancelled, Abated or Adjusted | |
| Environmental Inspection & Control | 283,550.92 | CAPITAL OUTLAY TOTAL | ** | Transfer to Tax Title Liens or Foreclosed | |
| Other Public Safety | 22,441.59 | | | Balance Outstanding Dec. 31, 1985 | ** |
| PUBLIC WORKS | | | | PRIOR YEARS TAXES OUTSTANDING | |
| Streets and Drainage | 3,534,824.49 | Public Enterprises | | Balance January 1, 1985 | |
| Sewers and Sewage Processing | 285,224.19 | Recreation—Culture | | Collected in 1985 | |
| Garbage and Trash Disposal | 46,434.27 | Public Works | | Cancelled, Abated or Adjusted 1985 | |
| Public Buildings and Grounds | 1,548,957.78 | Buildings and Grounds | | Transfers to Tax Title Liens or Foreclosed | |
| Other Public Works | 2,420.00 | Library and Education | | Balance December 31, 1985 | ** |
| HEALTH and WELFARE | | Conservation | | TAX TITLE LIENS OUTSTANDING | |
| Health Services Except Environmental | 1,998,988.47 | All Other | | Balance January 1, 1985 | |
| Welfare-Public Assistance | 774,368.00 | CAPITAL DEBT AUTHORIZED, DECEMBER 31, 1985 | | Transfer From Taxes | |
| Hospitals, Clinics, First Aid | | ISSUED AND UNISSUED | | Redeemed in 1985 | |
| Animal, Insect, & Rodent Control | 58,509.71 | School | 20,304,713 | Cancelled, Abated or Adjusted (1985) | |
| Other Welfare Services | 552,404.84 | Self-liquidating | 2,998,000 | Transfers to Foreclosed Property | ** |
| RECREATION and CONSERVATION | | Other | 17,611,217 | Balance December 31, 1985 | |
| Beaches and Boardwalks | | Total | 40,913,930 | PROPERTY ACQUIRED BY DEED OR | |
| Parks, Playgrounds, Shade Trees | 582,862.13 | | | FORECLOSURE | |
| Land Reclamation & Conservation | | ISSUED AND OUTSTANDING | | Balance January 1, 1985 | |
| Other Recreational Services | 1,600,837.28 | School | 19,943,713.00 | Transfers From Taxes or Liens | |
| EDUCATION (excluding schools) | | Self-Liquidating | 2,998,000.00 | Sale for Cash (1985) | |
| Libraries | 1,372,588.00 | Other | 12,840,502.00 | Cancelled, Abated or Adjusted (1985) | ** |
| Other Educational Services | | Total | 35,782,215.00 | Balance December 31, 1985 | |
| STATUTORY EXPENDITURES | | EQUALIZED VALUATION BASIS | | CURRENT FINANCES DECEMBER 31, 1985 | |
| Pensions & F. I. C. A. | 4,424,105.36 | FOR NET DEBT COMPUTATION | 500,675,263 | ASSETS | |
| Employee Fringe Benefits | 1,460,848.39 | REAL PROPERTY VALUATIONS | | Cash Dec. 31, 1985 | 10,559,549.02 |
| Other Statutory Expenditures | | Code Class # of Parcels % VAL'N | ASSESSED VALUATION | Taxes Receivable | 2,658,284.64 |
| CETA And Other Public Employment Programs | | 1 Vacant Land 435 1.20 | 4,330,600.00 | Tax Title Liens | 7,725,964.86 |
| MUNICIPAL FUNCTIONS TOTAL | 42,382,222.95 | 2 Residential 8305 50.23 | 181,356,100.00 | Foreclosed Property | 278,261.76 |
| CAPITAL IMPROVEMENTS *MEMO* | 300,000.00 | 3 Farm | | Emergencies & Other Deferred Charges | 2,142,872.57 |
| DEBT SERVICE | | 4a Commercial 639 20.50 | 74,000,300.00 | State and Federal Aid Receivable | |
| Principal Payments | 1,828,000.00 | 4b Industrial 39 1.98 | 7,147,200.00 | Other Receivables | 2,384,454.23 |
| Interest Payments | 3,176,395.09 | 4c Apartments 356 26.09 | 94,182,800.00 | Total | 25,749,387.08 |
| TYPE I SCHL DEBT *MEMO | 3,185,329.50 | Total 9774 | 361,017,000.00 | LIABILITIES, RESERVES, AND SURPLUS | |
| DEFERRED CHARGES | 266,344.35 | Land Area 4.00 Sq. Miles | | Cash Liabilities | 14,329,478.55 |
| SCHOOL, COUNTY, SPECIAL DISTRICT TAXES | 15,232,854.04 | Net Valuation Taxable-Municipal | 378,229,100 | Reserves for Receivables | 10,662,511.26 |
| RESERVE FOR UNCOLLECTED TAXES | 5,930,406.59 | Net Valuation Taxable-County | 543,630,153 | Surplus Dec. 31, 1985 | 757,397.27 |
| EXPENDITURES TOTAL | 68,816,223.02 | State Equalized Valuation | 566,801,289 | Total | 25,749,387.08 |
| | | State Equalization Ratio | 65.74 | | |

0212
 Population 1980 **7,849**
 Population 1985 **7,865**
 S & P Rating
 Moody Rating **A**

General Tax Rate Per \$100. **2.22**
 State Equalized Tax Rate **1.41**

EAST RUTHERFORD BORO. - BERGEN CO.
Form of Government:
Borough Council
Number of Members on Governing Body - 6

PER CAPITA:
 Gross Debt **526.65**
 Net Debt **445.74**
 Debt Service **67.80**
 Total Tax Levy **654.53**
 Municipal Expenditures **735.98**

PER CENT:
 Gross Debt **1.36**
 Net Debt **1.16**
 Tax Levy Collected **94.38**
 Tax Levy Cancelled, Abated or Adjusted **.67**

| EXPENDITURES | | REVENUES-REALIZED | | 1985 PROPERTY TAX | |
|--|---------------|--|--------------|---|--------------|
| GENERAL GOVERNMENT | | | | STATE EQUALIZED TAX RATE | |
| Governing Body & Public Boards | 32,724.00 | 1985 Property Taxes Collected | 4,856,356.60 | Local District School Taxes | .57 |
| Municipal Clerk | | 1985 Payments in Lieu of Taxes | 888,000.00 | Regional & Consolidated School Tax | .23 |
| Financial Administration | 52,062.00 | Delinquent Tax & Lien Collections | 56,320.20 | School Taxes in Municipal Budget | |
| Assessment of Taxes | 48,562.00 | Business Personality Replacement Taxes | 406,957.44 | County Taxes | .38 |
| Collection of Taxes | 43,738.00 | Taxes from Public Utilities | 1,295,157.00 | County Library Taxes | |
| Planning, Housing & Development | 18,070.13 | Other Miscellaneous Tax Revenues | 136,300.00 | Local Municipal Purpose Taxes | .22 |
| Human Resources | 6,308.08 | State Aid Revenues | 58,886.27 | Veteran & Senior Citizen Taxes | |
| Elections | 2,500.00 | Federal Aid Revenues | | Total Taxes for Rate Computation | 1.40 |
| General Administration (other) | 644,644.31 | State and Local Fiscal Assistance Act Utilized | 62,739.00 | Special District Taxes | |
| JUDICIARY | | Sale of Acquired Property | | Bank Corp. Taxes | 12,175.31 |
| Municipal Courts | 68,665.17 | Other Miscellaneous Revenues | 1,613,674.07 | Added and Omitted Taxes | 30,255.10 |
| PUBLIC SAFETY | | Total | 9,374,390.58 | Total Taxes Levied - ABSTRACT | 5,147,872.36 |
| Fire Protection | 175,140.78 | Prior Years Surplus Appropriated | 500,000.00 | Total Taxes Billed | 5,145,375.55 |
| Police Protection | 1,049,818.66 | REVENUES TOTAL | 9,874,390.58 | 1985 TAXES COLLECTED | 4,856,356.60 |
| Civil Defense & Disaster Control | 2,200.00 | Reserve For Uncollected Taxes | 322,000.00 | 1985 Taxes Cancelled, Abated or Adjusted | 34,432.20 |
| Environmental Inspection & Control | 37,890.00 | CAPITAL OUTLAY TOTAL | 117,477.48 | Transfer to Tax Title Liens or Foreclosed Balance Outstanding Dec. 31, 1985 | 11,355.28 |
| Other Public Safety | | | | | 243,231.47 |
| PUBLIC WORKS | | | | PRIOR YEARS TAXES OUTSTANDING | |
| Streets and Drainage | 724,521.84 | Public Enterprises | | Balance January 1, 1985 | 281,421.34 |
| Sewers and Sewage Processing | 606,000.00 | Recreation—Culture | | Collected in 1985 | 56,320.20 |
| Garbage and Trash Disposal | 482,749.00 | Public Works | 108,006.49 | Cancelled, Abated or Adjusted 1985 | |
| Public Buildings and Grounds | 40,000.00 | Buildings and Grounds | 9,470.99 | Transfers to Tax Title Liens or Foreclosed Balance December 31, 1985 | 107.00 |
| Other Public Works | 113,279.19 | Library and Education | | | 224,994.14 |
| HEALTH and WELFARE | | Conservation | | TAX TITLE LIENS OUTSTANDING | |
| Health Services Except Environmental | 21,200.00 | All Other | | Balance January 1, 1985 | 316,544.87 |
| Welfare-Public Assistance | 6,680.00 | | | Transfer From Taxes | 11,473.73 |
| Hospitals, Clinics, First Aid | | | | Redeemed in 1985 | |
| Animal, Insect, & Rodent Control | | | | Cancelled, Abated or Adjusted (1985) | |
| Other Welfare Services | | | | Transfers to Foreclosed Property | |
| RECREATION and CONSERVATION | | | | Balance December 31, 1985 | 328,018.60 |
| Beaches and Boardwalks | | | | PROPERTY ACQUIRED BY DEED OR FORECLOSURE | |
| Parks, Playgrounds, Shade Trees | 10,000.00 | | | Balance January 1, 1985 | 3,000.00 |
| Land Reclamation & Conservation | | | | Transfers From Taxes or Liens | |
| Other Recreational Services | 90,971.29 | | | Sale for Cash (1985) | |
| EDUCATION (excluding schools) | | | | Cancelled, Abated or Adjusted (1985) | |
| Libraries | 83,500.00 | | | Balance December 31, 1985 | 3,000.00 |
| Other Educational Services | | | | CURRENT FINANCES DECEMBER 31, 1985 | |
| STATUTORY EXPENDITURES | | | | ASSETS | |
| Pensions & F. I. C. A. | 287,580.93 | | | Cash Dec. 31, 1985 | 5,225,227.62 |
| Employee Fringe Benefits | 146,372.49 | | | Taxes Receivable | 468,225.61 |
| Other Statutory Expenditures | 30,000.00 | | | Tax Title Liens | 328,018.60 |
| CEFA And Other Public Employment Programs | | | | Foreclosed Property | 3,000.00 |
| MUNICIPAL FUNCTIONS TOTAL | 4,825,177.87 | | | Emergencies & Other Deferred Charges | 7,318.63 |
| CAPITAL IMPROVEMENTS *MEMO* | 15,000.00 | | | State and Federal Aid Receivable | 20,404.05 |
| DEBT SERVICE | | | | Other Receivables | 1,760,060.79 |
| Principal Payments | 364,700.00 | | | Total | 7,812,255.30 |
| Interest Payments | 168,510.01 | | | LIABILITIES, RESERVES, AND SURPLUS | |
| DEFERRED CHARGES | | | | Cash Liabilities | 4,377,690.12 |
| SCHOOL, COUNTY, SPECIAL DISTRICT TAXES | 108,078.29 | | | Reserves for Receivables | 2,559,305.00 |
| RESERVE FOR UNCOLLECTED TAXES | 322,000.00 | | | Surplus Dec. 31, 1985 | 875,260.18 |
| EXPENDITURES TOTAL | 10,105,278.56 | | | Total | 7,812,255.30 |

1101
 Population 1980 **21,041**
 Population 1985 **22,682**
 S & P Rating
 Moody Rating **A**

General Tax Rate Per \$100.

5.91

State Equalized Tax Rate

2.69

EAST WINDSOR TOWNSHIP – MERCER CO.

Form of Government:

Council-Manager Plan E (OMCL 50)

Number of Members on Governing Body – 7

PER CAPITA:

Gross Debt **746.36**
 Net Debt **355.06**
 Debt Service **49.34**
 Total Tax Levy **804.93**
 Municipal Expenditures **355.18**

PER CENT:

Gross Debt **2.94**
 Net Debt **1.40**
 Tax Levy Collected **95.51**
 Tax Levy Cancelled, Abated or Adjusted **1.51**

| EXPENDITURES | | REVENUES-REALIZED | | 1985 PROPERTY TAX | |
|---|---------------|--|--------------------|--|--------------------|
| GENERAL GOVERNMENT | | | | STATE EQUALIZED TAX RATE → | |
| Governing Body & Public Boards | 188,784.05 | 1985 Property Taxes Collected | 17,477,021.89 | Local District School Taxes | |
| Municipal Clerk | 90,278.00 | 1985 Payments in Lieu of Taxes | | Regional & Consolidated School Tax | 1.43 9,314,936.07 |
| Financial Administration | 195,725.00 | Delinquent Tax & Lien Collections | 369,365.97 | School Taxes in Municipal Budget | |
| Assessment of Taxes | 72,469.00 | Business Personalty Replacement Taxes | 283,939.52 | County Taxes | .72 4,675,736.48 |
| Collection of Taxes | | Taxes from Public Utilities | 1,058,216.00 | County Library Taxes | .08 536,735.28 |
| Planning, Housing & Development | 52,285.00 | Other Miscellaneous Tax Revenues | | Local Municipal Purpose Taxes | .47 3,055,000.00 |
| Human Resources | 26,943.17 | State Aid Revenues | 757,030.02 | Veteran & Senior Citizen Taxes | |
| Elections | 5,500.00 | Federal Aid Revenues | 270,500.00 | Total Taxes for Rate Computation | 2.70 17,629,557.83 |
| General Administration (other) | 871,916.24 | State and Local Fiscal Assistance Act Utilized | 235,978.68 | Special District Taxes | |
| JUDICIARY | | Sale of Acquired Property | | Bank Corp. Taxes | |
| Municipal Courts | 112,584.00 | Other Miscellaneous Revenues | 1,555,628.62 | Added and Omitted Taxes | |
| PUBLIC SAFETY | | Total | 22,007,680.70 | Total Taxes Levied - ABSTRACT | 18,257,376.90 |
| Fire Protection | 79,820.00 | Prior Years Surplus Appropriated | 956,174.00 | Total Taxes Billed | 18,297,985.69 |
| Police Protection | 1,942,674.70 | REVENUES TOTAL | 22,963,854.70 | 1985 TAXES COLLECTED | 17,477,021.89 |
| Civil Defense & Disaster Control | | Reserve For Uncollected Taxes | 912,634.00 | 1985 Taxes Cancelled, Abated or Adjusted | 276,529.19 |
| Environmental Inspection & Control | 205,043.00 | CAPITAL OUTLAY TOTAL | 614,671.93 | Transfer to Tax Title Liens or Foreclosed | 1,930.53 |
| Other Public Safety | | Public Enterprises | | Balance Outstanding Dec. 31, 1985 | 542,504.08 |
| PUBLIC WORKS | | Recreation—Culture | 55,419.79 | PRIOR YEARS TAXES OUTSTANDING | |
| Streets and Drainage | 409,338.49 | Public Works | 429,082.13 | Balance January 1, 1985 | 412,158.07 |
| Sewers and Sewage Processing | | Buildings and Grounds | 130,170.01 | Collected in 1985 | 369,115.97 |
| Garbage and Trash Disposal | 321,642.00 | Library and Education | | Cancelled, Abated or Adjusted 1985 | 250.00 |
| Public Buildings and Grounds | 541,000.00 | Conservation | | Transfers to Tax Title Liens or Foreclosed | |
| Other Public Works | | All Other | | Balance December 31, 1985 | 42,792.10 |
| HEALTH and WELFARE | | CAPITAL DEBT AUTHORIZED, DECEMBER 31, 1985 | | TAX TITLE LIENS OUTSTANDING | |
| Health Services Except Environmental | 198,942.00 | ISSUED AND UNISSUED | | Balance January 1, 1985 | 18,391.48 |
| Welfare-Public Assistance | 20,311.00 | School | 8,875,576 | Transfer From Taxes | 1,930.53 |
| Hospitals, Clinics, First Aid | | Self-liquidating | | Redeemed in 1985 | |
| Animal, Insect, & Rodent Control | 20,333.00 | Other | 8,053,412 | Cancelled, Abated or Adjusted (1985) | |
| Other Welfare Services | | Total | 16,928,988 | Transfers to Foreclosed Property | |
| RECREATION and CONSERVATION | | ISSUED AND OUTSTANDING | | Balance December 31, 1985 | 20,322.01 |
| Beaches and Boardwalks | 89,822.00 | School | 8,875,576.31 | PROPERTY ACQUIRED BY DEED OR | |
| Parks, Playgrounds, Shade Trees | 750.00 | Self-Liquidating | | FORECLOSURE | |
| Land Reclamation & Conservation | 69,651.00 | Other | 7,875,850.00 | Balance January 1, 1985 | 71,200.00 |
| Other Recreational Services | | Total | 16,751,426.31 | Transfers From Taxes or Liens | |
| EDUCATION (excluding schools) | | EQUALIZED VALUATION BASIS | | Sale for Cash (1985) | |
| Libraries | | FOR NET DEBT COMPUTATION | 575,405,065 | Cancelled, Abated or Adjusted (1985) | |
| Other Educational Services | | REAL PROPERTY VALUATIONS | | Balance December 31, 1985 | 71,200.00 |
| STATUTORY EXPENDITURES | | Code Class # of Parcels % VAL'N | ASSESSED VALUATION | CURRENT FINANCES DECEMBER 31, 1985 | |
| Pensions & F. I. C. A. | 477,200.00 | 1 Vacant Land 679 4.47 | 13,201,200.00 | ASSETS | |
| Employee Fringe Benefits | | 2 Residential 4657 57.21 | 169,140,900.00 | Cash Dec. 31, 1985 | 3,641,146.52 |
| Other Statutory Expenditures | 24,136.03 | 3 Farm 217 1.42 | 4,195,200.00 | Taxes Receivable | 585,296.18 |
| CETA And Other Public Employment Programs | | 4a Commercial 139 15.90 | 47,010,200.00 | Tax Title Liens | 20,322.01 |
| MUNICIPAL FUNCTIONS TOTAL | 6,017,147.68 | 4b Industrial 9 9.78 | 28,908,700.00 | Foreclosed Property | 71,200.00 |
| CAPITAL IMPROVEMENTS *MEMO* | 116,000.00 | 4c Apartments 19 11.23 | 33,191,700.00 | Emergencies & Other Deferred Charges | |
| DEBT SERVICE | | Total 5720 | 295,647,900.00 | State and Federal Aid Receivable | 12,436.41 |
| Principal Payments | 534,972.61 | Land Area 15.60 Sq. Miles | | Other Receivables | 667,205.68 |
| Interest Payments | 584,057.09 | Net Valuation Taxable-Municipal | 297,803,233 | Total | 4,997,606.80 |
| DEFERRED CHARGES | 7,340.85 | Net Valuation Taxable-County | 629,099,580 | LIABILITIES, RESERVES, AND SURPLUS | |
| SCHOOL, COUNTY, SPECIAL DISTRICT TAXES | 14,869,206.83 | State Equalized Valuation | 650,505,991 | Cash Liabilities | 1,681,595.86 |
| RESERVE FOR UNCOLLECTED TAXES | 912,634.00 | State Equalization Ratio | 45.60 | Reserves for Receivables | 1,344,023.87 |
| EXPENDITURES TOTAL | 22,925,359.06 | | | Surplus Dec. 31, 1985 | 1,971,987.07 |

0311
Population 1980 3,814
Population 1985 3,824
S & P Rating
Moody Rating

General Tax Rate Per \$100. 4.44
State Equalized Tax Rate 2.72

EASTAMPTON TWP. BURLINGTON COUNTY
Form of Government:
Council-Manager Plan E (OMCL 50)
Number of Members on Governing Body - 3

PER CAPITA:
Gross Debt 511.22
Net Debt 61.25
Debt Service 6.66
Total Tax Levy 527.19
Municipal Expenditures 270.95
PER CENT:
Gross Debt 2.93
Net Debt .35
Tax Levy Collected 95.57
Tax Levy Cancelled, Abated or Adjusted .21

| EXPENDITURES | | REVENUES-REALIZED | | 1985 PROPERTY TAX | |
|---|--------------|--|---------------|--|-------------------|
| GENERAL GOVERNMENT | | | | STATE EQUALIZED TAX RATE | |
| Governing Body & Public Boards | | 1985 Property Taxes Collected | 1,925,770.17 | Local District School Taxes | 1.07 761,821.00 |
| Municipal Clerk | | 1985 Payments in Lieu of Taxes | | Regional & Consolidated School Tax | .70 499,593.44 |
| Financial Administration | 22,993.00 | Delinquent Tax & Lien Collections | 71,945.76 | School Taxes in Municipal Budget | |
| Assessment of Taxes | 43,881.00 | Business Personalty Replacement Taxes | 17,258.68 | County Taxes | .58 412,121.09 |
| Collection of Taxes | 14,759.00 | Taxes from Public Utilities | 278,529.00 | County Library Taxes | .03 23,163.23 |
| Planning, Housing & Development | 43,406.27 | Other Miscellaneous Tax Revenues | | Local Municipal Purpose Taxes | .33 233,449.16 |
| Human Resources | 7,858.43 | State Aid Revenues | 37,610.78 | Veteran & Senior Citizen Taxes | |
| Elections | | Federal Aid Revenues | | Total Taxes for Rate Computation | 2.71 1,951,047.92 |
| General Administration (other) | 181,041.24 | State and Local Fiscal Assistance Act Utilized | 15,974.32 | Special District Taxes | |
| JUDICIARY | | Sale of Acquired Property | | Bank Corp. Taxes | 1,325.72 |
| Municipal Courts | 21,307.00 | Other Miscellaneous Revenues | 267,840.90 | Added and Omitted Taxes | 7,589.03 |
| PUBLIC SAFETY | | Total | 2,614,929.61 | Total Taxes Levied - ABSTRACT | 2,015,969.67 |
| Fire Protection | 100.00 | Prior Years Surplus Appropriated | 107,000.00 | Total Taxes Billed | 2,014,978.24 |
| Police Protection | 337,435.68 | REVENUES TOTAL | 2,721,929.61 | 1985 TAXES COLLECTED | 1,925,770.17 |
| Civil Defense & Disaster Control | 505.00 | Reserve For Uncollected Taxes | 83,150.62 | 1985 Taxes Cancelled, Abated or Adjusted | 4,242.37 |
| Environmental Inspection & Control | 14,607.50 | | | Transfer to Tax Title Liens or Foreclosed | |
| Other Public Safety | | CAPITAL OUTLAY TOTAL | 501.20 | Balance Outstanding Dec. 31, 1985 | 84,965.70 |
| PUBLIC WORKS | | | | PRIOR YEARS TAXES OUTSTANDING | |
| Streets and Drainage | 38,355.00 | Public Enterprises | | Balance January 1, 1985 | 77,986.21 |
| Sewers and Sewage Processing | 213.00 | Recreation—Culture | | Collected in 1985 | 71,945.76 |
| Garbage and Trash Disposal | 83,000.00 | Public Works | 501.20 | Cancelled, Abated or Adjusted 1985 | 3.43 |
| Public Buildings and Grounds | | Buildings and Grounds | | Transfers to Tax Title Liens or Foreclosed | |
| Other Public Works | 36,430.00 | Library and Education | | Balance December 31, 1985 | 6,037.02 |
| HEALTH and WELFARE | | Conservation | | TAX TITLE LIENS OUTSTANDING | |
| Health Services Except Environmental | | All Other | | Balance January 1, 1985 | |
| Welfare-Public Assistance | 5,252.00 | | | Transfer From Taxes | |
| Hospitals, Clinics, First Aid | | CAPITAL DEBT AUTHORIZED, DECEMBER 31, 1985 | | Redeemed in 1985 | |
| Animal, Insect, & Rodent Control | | ISSUED AND UNISSUED | | Cancelled, Abated or Adjusted (1985) | |
| Other Welfare Services | 30.00 | School | 1,720,675 | Transfers to Foreclosed Property | |
| RECREATION and CONSERVATION | | Self-liquidating | 234,212 | Balance December 31, 1985 | |
| Beaches and Boardwalks | | Other | 234,212 | PROPERTY ACQUIRED BY DEED OR | |
| Parks, Playgrounds, Shade Trees | 8,776.00 | Total | 1,954,887 | FORECLOSURE | |
| Land Reclamation & Conservation | 100.00 | | | Balance January 1, 1985 | |
| Other Recreational Services | | ISSUED AND OUTSTANDING | | Transfers From Taxes or Liens | |
| EDUCATION (excluding schools) | | School | 1,720,675.09 | Sale for Cash (1985) | |
| Libraries | | Self-Liquidating | | Cancelled, Abated or Adjusted (1985) | |
| Other Educational Services | | Other | 201,600.00 | Balance December 31, 1985 | |
| STATUTORY EXPENDITURES | | Total | 1,922,275.09 | CURRENT FINANCES DECEMBER 31, 1985 | |
| Pensions & F. I. C. A. | 51,998.14 | EQUALIZED VALUATION BASIS | | ASSETS | |
| Employee Fringe Benefits | | FOR NET DEBT COMPUTATION | 66,685,670 | Cash Dec. 31, 1985 | 768,270.89 |
| Other Statutory Expenditures | 3,000.00 | REAL PROPERTY VALUATIONS | | Taxes Receivable | 91,002.77 |
| CETA And Other Public Employment Programs | | Code Class # of Parcels % VAL'N | | Tax Title Liens | |
| MUNICIPAL FUNCTIONS | | 1 Vacant Land 102 3.50 | 1,507,840.00 | Foreclosed Property | |
| CAPITAL IMPROVEMENTS *MEMO* | 915,048.26 | 2 Residential 830 68.97 | 29,715,100.00 | Emergencies & Other Deferred Charges | 42,290.08 |
| DEBT SERVICE | 1,300.00 | 3 Farm 60 3.47 | 1,496,725.00 | State and Federal Aid Receivable | 12,609.44 |
| Principal Payments | 13,800.00 | 4a Commercial 27 10.07 | 4,339,850.00 | Other Receivables | 11,079.58 |
| Interest Payments | 11,676.00 | 4b Industrial 2 .29 | 126,150.00 | Total | 925,252.76 |
| | | 4c Apartments 6 13.69 | 5,896,300.00 | LIABILITIES, RESERVES, AND SURPLUS | |
| | | Total 1027 | 43,081,965.00 | Cash Liabilities | 531,623.63 |
| DEFERRED CHARGES | 12,439.35 | Land Area 5.63 Sq. Miles | | Reserves for Receivables | 94,223.92 |
| SCHOOL, COUNTY, SPECIAL DISTRICT TAXES | 1,773,605.76 | Net Valuation Taxable-Municipal | 43,515,907 | Surplus Dec. 31, 1985 | 299,405.21 |
| RESERVE FOR UNCOLLECTED TAXES | 83,150.62 | Net Valuation Taxable-County | 69,160,005 | Total | 925,252.76 |
| EXPENDITURES TOTAL | 2,809,719.99 | State Equalized Valuation | 70,657,194 | | |
| | | State Equalization Ratio | 61.35 | | |

1311
 Population 1980 **12,703**
 Population 1985 **13,059**
 S & P Rating
 Moody Rating **AAA**

General Tax Rate Per \$100.
2.47
 State Equalized Tax Rate
2.60

EATONTOWN BOROUGH - MONMOUTH CO.
Form of Government:
Borough Council
Number of Members on Governing Body - 6

PER CAPITA:
 Gross Debt **771.84**
 Net Debt **627.65**
 Debt Service **64.16**
 Total Tax Levy **743.37**
 Municipal Expenditures **477.35**

PER CENT:
 Gross Debt **3.04**
 Net Debt **2.47**
 Tax Levy Collected **97.61**
 Tax Levy Cancelled, Abated or Adjusted **.59**

| EXPENDITURES | | REVENUES-REALIZED | | 1985 PROPERTY TAX | |
|---|----------------------|--|----------------------|---|--------------------------|
| GENERAL GOVERNMENT | | | | STATE EQUALIZED TAX RATE → | |
| Governing Body & Public Boards | | 1985 Property Taxes Collected | 9,433,627.37 | Local District School Taxes | .75 2,768,892.29 |
| Municipal Clerk | | 1985 Payments in Lieu of Taxes | 92,000.00 | Regional & Consolidated School Tax | .53 1,935,064.90 |
| Financial Administration | 75,479.66 | Delinquent Tax & Lien Collections | 77,634.42 | School Taxes in Municipal Budget | |
| Assessment of Taxes | 47,175.00 | Business Personalty Replacement Taxes | 250,471.68 | County Taxes | .51 1,861,000.27 |
| Collection of Taxes | 37,805.94 | Taxes from Public Utilities | 750,791.00 | County Library Taxes | .02 69,722.82 |
| Planning, Housing & Development | 62,355.00 | Other Miscellaneous Tax Revenues | | Local Municipal Purpose Taxes | .79 2,884,795.70 |
| Human Resources | 45,639.78 | State Aid Revenues | 271,996.50 | Veteran & Senior Citizen Taxes | 54,250.00 |
| Elections | 2,541.63 | Federal Aid Revenues | | Total Taxes for Rate Computation | 2.60 9,573,725.98 |
| General Administration (other) | 583,694.00 | State and Local Fiscal Assistance Act Utilized | 124,573.87 | Special District Taxes | |
| JUDICIARY | | Sale of Acquired Property | 100,000.00 | Bank Corp. Taxes | 42,850.33 |
| Municipal Courts | 95,405.00 | Other Miscellaneous Revenues | 984,197.88 | Added and Omitted Taxes | 145,362.25 |
| PUBLIC SAFETY | | Total | 12,085,292.72 | Total Taxes Levied - ABSTRACT | 9,707,688.56 |
| Fire Protection | 108,570.09 | Prior Years Surplus Appropriated | 900,000.00 | Total Taxes Billed | 9,664,838.23 |
| Police Protection | 1,358,902.27 | REVENUES TOTAL | 12,985,292.72 | 1985 TAXES COLLECTED | 9,433,627.37 |
| Civil Defense & Disaster Control | 2,600.00 | Reserve For Uncollected Taxes | 710,137.56 | 1985 Taxes Cancelled, Abated or Adjusted | 56,702.52 |
| Environmental Inspection & Control | 107,169.00 | CAPITAL OUTLAY TOTAL | 844,367.76 | Transfer to Tax Title Liens or Foreclosed | 4,613.88 |
| Other Public Safety | | Public Enterprises | | Balance Outstanding Dec. 31, 1985 | 169,894.46 |
| PUBLIC WORKS | | Recreation—Culture | | PRIOR YEARS TAXES OUTSTANDING | |
| Streets and Drainage | 707,134.00 | Public Works | 760,151.62 | Balance January 1, 1985 | 66,521.05 |
| Sewers and Sewage Processing | 3,000.00 | Buildings and Grounds | 84,216.14 | Collected in 1985 | 64,975.11 |
| Garbage and Trash Disposal | 146,755.00 | Library and Education | | Cancelled, Abated or Adjusted 1985 | |
| Public Buildings and Grounds | 59,800.00 | Conservation | | Transfers to Tax Title Liens or Foreclosed | 64.24 |
| Other Public Works | | All Other | | Balance December 31, 1985 | 1,481.70 |
| HEALTH and WELFARE | | CAPITAL DEBT AUTHORIZED, DECEMBER 31, 1985 | | TAX TITLE LIENS OUTSTANDING | |
| Health Services Except Environmental | 59,879.00 | ISSUED AND UNISSUED GROSS DEBT NET DEBT | | Balance January 1, 1985 | 27,549.66 |
| Welfare-Public Assistance | 13,605.00 | School | 1,883,000 | Transfer From Taxes | 4,699.72 |
| Hospitals, Clinics, First Aid | | Self-liquidating | 8,196,500 | Redeemed in 1985 | 12,659.31 |
| Animal, Insect, & Rodent Control | 11.22 | Other | 10,079,500 | Cancelled, Abated or Adjusted (1985) | |
| Other Welfare Services | | Total | 8,196,500 | Transfers to Foreclosed Property | |
| RECREATION and CONSERVATION | | ISSUED AND OUTSTANDING | | Balance December 31, 1985 | 19,590.07 |
| Beaches and Boardwalks | | School | 183,000.00 | PROPERTY ACQUIRED BY DEED OR FORECLOSURE | |
| Parks, Playgrounds, Shade Trees | 338,482.82 | Self-Liquidating | 6,689,000.00 | Balance January 1, 1985 | 290,510.00 |
| Land Reclamation & Conservation | 4,820.00 | Other | 6,872,000.00 | Transfers From Taxes or Liens | |
| Other Recreational Services | 94,655.00 | Total | 6,872,000.00 | Sale for Cash (1985) | |
| EDUCATION (excluding schools) | | EQUALIZED VALUATION BASIS FOR NET DEBT COMPUTATION | 331,635,272 | Cancelled, Abated or Adjusted (1985) | |
| Libraries | 26,345.92 | REAL PROPERTY VALUATIONS | | Balance December 31, 1985 | 290,510.00 |
| Other Educational Services | | Code Class # of Parcels % VAL'N ASSESSED VALUATION | | CURRENT FINANCES DECEMBER 31, 1985 | |
| STATUTORY EXPENDITURES | | 1 Vacant Land 646 6.62 25,069,100.00 | | ASSETS | |
| Pensions & F. I. C. A. | 346,909.86 | 2 Residential 1759 28.58 108,273,900.00 | | Cash Dec. 31, 1985 | 1,819,159.69 |
| Employee Fringe Benefits | 277,000.14 | 3 Farm 5 .07 263,400.00 | | Taxes Receivable | 171,376.16 |
| Other Statutory Expenditures | 5,000.00 | 4a Commercial 158 42.44 160,801,100.00 | | Tax Title Liens | 19,590.07 |
| CETA And Other Public Employment Programs | | 4b Industrial 35 9.60 36,365,200.00 | | Foreclosed Property | 290,510.00 |
| MUNICIPAL FUNCTIONS | | 4c Apartments 19 12.69 48,094,400.00 | | Emergencies & Other Deferred Charges | 185,979.89 |
| CAPITAL IMPROVEMENTS *MEMO* | 35,000.00 | Total 2622 378,867,100.00 | | State and Federal Aid Receivable | 62,533.09 |
| DEBT SERVICE | | Land Area 5.80 Sq. Miles | | Other Receivables | 298,792.27 |
| Principal Payments | 365,000.00 | Net Valuation Taxable-Municipal | 385,970,531 | Total | 2,847,941.17 |
| Interest Payments | 472,908.77 | Net Valuation Taxable-County | 361,553,733 | LIABILITIES, RESERVES, AND SURPLUS | |
| DEFERRED CHARGES | | State Equalized Valuation | 367,414,672 | Cash Liabilities | 775,043.51 |
| SCHOOL, COUNTY, SPECIAL DISTRICT TAXES | 74,928.25 | State Equalization Ratio | 105.15 | Reserves for Receivables | 780,368.50 |
| RESERVE FOR UNCOLLECTED TAXES | 710,137.56 | | | Surplus Dec. 31, 1985 | 1,292,529.16 |
| EXPENDITURES TOTAL | 12,868,390.19 | | | Total | 2,847,941.17 |

0213
Population 1980 4,628
Population 1985 4,738
S & P Rating
Moody Rating BAA1

General Tax Rate Per \$100. 4.28
State Equalized Tax Rate 1.76

EDGEWATER BOROUGH – BERGEN COUNTY
Form of Government:
Borough Council
Number of Members on Governing Body – 6

PER CAPITA:
Gross Debt 299.92
Net Debt 299.92
Debt Service 44.96
Total Tax Levy 1,243.12
Municipal Expenditures 1,124.42
PER CENT:
Gross Debt .52
Net Debt .52
Tax Levy Collected 92.51
Tax Levy Cancelled, Abated or Adjusted 1.14

| EXPENDITURES | | REVENUES-REALIZED | | 1985 PROPERTY TAX | |
|---|--------------|--|---------------------------|--|-------------------|
| GENERAL GOVERNMENT | | | | STATE EQUALIZED TAX RATE | |
| Governing Body & Public Boards | 21,988.36 | 1985 Property Taxes Collected | 5,440,323.07 | Local District School Taxes | .50 1,617,027.00 |
| Municipal Clerk | | 1985 Payments in Lieu of Taxes | | Regional & Consolidated School Tax | |
| Financial Administration | 31,600.00 | Delinquent Tax & Lien Collections | 244,991.19 | School Taxes in Municipal Budget | |
| Assessment of Taxes | 34,765.00 | Business Personalty Replacement Taxes | 767,547.00 | County Taxes | .38 1,229,362.23 |
| Collection of Taxes | 38,660.00 | Taxes from Public Utilities | 283,725.00 | County Library Taxes | |
| Planning, Housing & Development | 33,200.00 | Other Miscellaneous Tax Revenues | | Local Municipal Purpose Taxes | .87 2,809,656.02 |
| Human Resources | | State Aid Revenues | 56,287.02 | Veteran & Senior Citizen Taxes | 31,800.00 |
| Elections | 1,900.00 | Federal Aid Revenues | | Total Taxes for Rate Computation | 1.75 5,687,845.25 |
| General Administration (other) | 447,163.85 | State and Local Fiscal Assistance Act Utilized | 102,648.40 | Special District Taxes | |
| JUDICIARY | | Sale of Acquired Property | | Bank Corp. Taxes | 13,737.16 |
| Municipal Courts | 61,711.78 | Other Miscellaneous Revenues | 776,929.27 | Added and Omitted Taxes | 220,115.80 |
| PUBLIC SAFETY | | Total | 7,672,450.95 | Total Taxes Levied - ABSTRACT | 5,889,898.21 |
| Fire Protection | 698,334.80 | Prior Years Surplus Appropriated | 380,000.00 | Total Taxes Billed | 5,880,640.06 |
| Police Protection | 906,388.16 | REVENUES TOTAL | 8,052,450.95 | 1985 TAXES COLLECTED | 5,440,323.07 |
| Civil Defense & Disaster Control | 300.00 | Reserve For Uncollected Taxes | 478,000.00 | 1985 Taxes Cancelled, Abated or Adjusted | 67,296.52 |
| Environmental Inspection & Control | 67,300.00 | CAPITAL OUTLAY TOTAL | 400,011.83 | Transfer to Tax Title Liens or Foreclosed | 85,159.16 |
| Other Public Safety | | | | Balance Outstanding Dec. 31, 1985 | 287,861.31 |
| PUBLIC WORKS | | | | PRIOR YEARS TAXES OUTSTANDING | |
| Streets and Drainage | 435,556.74 | Public Enterprises | | Balance January 1, 1985 | 245,186.39 |
| Sewers and Sewage Processing | 379,800.86 | Recreation—Culture | | Collected in 1985 | 193,760.72 |
| Garbage and Trash Disposal | 238,109.40 | Public Works | 275,695.48 | Cancelled, Abated or Adjusted 1985 | 1,406.02 |
| Public Buildings and Grounds | 97,000.00 | Buildings and Grounds | 124,316.35 | Transfers to Tax Title Liens or Foreclosed | 773.71 |
| Other Public Works | | Library and Education | | Balance December 31, 1985 | 49,245.94 |
| HEALTH and WELFARE | | Conservation | | TAX TITLE LIENS OUTSTANDING | |
| Health Services Except Environmental | 14,370.00 | All Other | | Balance January 1, 1985 | 441,119.92 |
| Welfare-Public Assistance | 16,500.00 | CAPITAL DEBT AUTHORIZED, DECEMBER 31, 1985 | | Transfer From Taxes | 100,931.52 |
| Hospitals, Clinics, First Aid | | ISSUED AND UNISSUED GROSS DEBT NET DEBT | | Redeemed in 1985 | 51,230.47 |
| Animal, Insect, & Rodent Control | 3,300.00 | School | | Cancelled, Abated or Adjusted (1985) | 38.97 |
| Other Welfare Services | 36,488.03 | Self-Liquidating | | Transfers to Foreclosed Property | |
| RECREATION and CONSERVATION | | Other | 1,421,000 1,421,000 | Balance December 31, 1985 | 490,782.00 |
| Beaches and Boardwalks | | Total | 1,421,000 | PROPERTY ACQUIRED BY DEED OR FORECLOSURE | |
| Parks, Playgrounds, Shade Trees | 6,000.00 | ISSUED AND OUTSTANDING | | Balance January 1, 1985 | 382,175.00 |
| Land Reclamation & Conservation | 1,500.00 | School | | Transfers From Taxes or Liens | |
| Other Recreational Services | 90,500.00 | Self-Liquidating | | Sale for Cash (1985) | |
| EDUCATION (excluding schools) | | Other | | Cancelled, Abated or Adjusted (1985) | |
| Libraries | 68,530.00 | Total | 1,246,500.00 1,246,500.00 | Balance December 31, 1985 | 382,175.00 |
| Other Educational Services | | EQUALIZED VALUATION BASIS | | CURRENT FINANCES DECEMBER 31, 1985 | |
| STATUTORY EXPENDITURES | | FOR NET DEBT COMPUTATION | 272,343,592 | ASSETS | |
| Pensions & F. I. C. A. | 496,060.43 | REAL PROPERTY VALUATIONS | | Cash Dec. 31, 1985 | 1,281,689.01 |
| Employee Fringe Benefits | 148,753.60 | Code Class # of Parcels % VAL'N | | Taxes Receivable | 337,107.25 |
| Other Statutory Expenditures | 16,000.00 | 1 Vacant Land 126 5.48 | 7,238,940.00 | Tax Title Liens | 490,782.00 |
| CETA And Other Public Employment Programs | | 2 Residential 1267 47.36 | 62,523,694.00 | Foreclosed Property | 382,175.00 |
| MUNICIPAL FUNCTIONS TOTAL | 4,391,781.01 | 3 Farm | | Emergencies & Other Deferred Charges | 435,682.73 |
| CAPITAL IMPROVEMENTS *MEMO* | 117,000.00 | 4a Commercial 78 9.13 | 12,057,521.00 | State and Federal Aid Receivable | 212.00 |
| DEBT SERVICE | | 4b Industrial 40 29.54 | 39,004,000.00 | Other Receivables | 109,379.33 |
| Principal Payments | 110,000.00 | 4c Apartments 44 8.49 | 11,204,218.00 | Total | 3,037,027.32 |
| Interest Payments | 103,033.11 | Total 1555 | 132,028,373.00 | LIABILITIES, RESERVES, AND SURPLUS | |
| DEFERRED CHARGES | 244,684.04 | Land Area .70 Sq. Miles | | Cash Liabilities | 1,321,993.56 |
| SCHOOL, COUNTY, SPECIAL DISTRICT TAXES | 2,846,389.23 | Net Valuation Taxable-Municipal | 132,255,239 | Reserves for Receivables | 1,319,443.58 |
| RESERVE FOR UNCOLLECTED TAXES | 478,000.00 | Net Valuation Taxable-County | 306,317,370 | Surplus Dec. 31, 1985 | 395,590.18 |
| EXPENDITURES TOTAL | 8,173,887.39 | State Equalized Valuation | 321,855,414 | Total | 3,037,027.32 |
| | | State Equalization Ratio | 41.05 | | |

0312
 Population 1980 **9,273**
 Population 1985 **9,220**
 S & P Rating
 Moody Rating **A**

General Tax Rate Per \$100.
2.32
 State Equalized Tax Rate
2.34

EDGEWATER PARK TWP. – BURLINGTON CO.
Form of Government:
Township Committee
Number of Members on Governing Body – 5

PER CAPITA:
 Gross Debt **267.67**
 Net Debt **175.04**
 Debt Service **40.12**
 Total Tax Levy **441.76**
 Municipal Expenditures **216.21**

PER CENT:
 Gross Debt **1.62**
 Net Debt **1.06**
 Tax Levy Collected **95.94**
 Tax Levy Cancelled, Abated or Adjusted **.66**

| EXPENDITURES | | REVENUES-REALIZED | | 1985 PROPERTY TAX | |
|---|------------------------|---|---------------------------|--|--------------------------|
| GENERAL GOVERNMENT | | | | STATE EQUALIZED TAX RATE | |
| Governing Body & Public Boards | | 1985 Property Taxes Collected | 3,907,533.28 | Local District School Taxes 1.24 | 2,087,031.25 |
| Municipal Clerk | | 1985 Payments in Lieu of Taxes | | Regional & Consolidated School Tax | |
| Financial Administration | 21,803.00 | Delinquent Tax & Lien Collections | 102,330.15 | School Taxes in Municipal Budget | |
| Assessment of Taxes | 8,658.00 | Business Personalty Replacement Taxes | 99,527.32 | County Taxes | .56 946,605.03 |
| Collection of Taxes | 27,962.00 | Taxes from Public Utilities | 421,634.00 | County Library Taxes | .03 53,115.23 |
| Planning, Housing & Development | 7,400.00 | Other Miscellaneous Tax Revenues | | Local Municipal Purpose Taxes | .50 848,687.00 |
| Human Resources | | State Aid Revenues | 193,643.57 | Veteran & Senior Citizen Taxes | 55,700.00 |
| Elections | | Federal Aid Revenues | | Total Taxes for Rate Computation | 2.33 3,991,138.51 |
| General Administration (other) | 228,059.00 | State and Local Fiscal Assistance Act Utilized | 38,811.00 | Special District Taxes | 126,000.00 |
| JUDICIARY | 36,356.00 | Sale of Acquired Property | | Bank Corp. Taxes | 2,162.31 |
| Municipal Courts | | Other Miscellaneous Revenues | 160,483.22 | Added and Omitted Taxes | 9,396.18 |
| PUBLIC SAFETY | | Total | 4,923,962.54 | Total Taxes Levied - ABSTRACT | 4,072,997.00 |
| Fire Protection | 1,572.00 | Prior Years Surplus Appropriated | 240,000.00 | Total Taxes Billed | 4,073,068.90 |
| Police Protection | 481,445.00 | REVENUES | 5,163,962.54 | 1985 TAXES COLLECTED | 3,907,533.28 |
| Civil Defense & Disaster Control | 1,150.00 | Reserve For Uncollected Taxes | 218,571.43 | 1985 Taxes Cancelled, Abated or Adjusted | 26,874.34 |
| Environmental Inspection & Control | 17,800.00 | | | Transfer to Tax Title Liens or Foreclosed | |
| Other Public Safety | | | | Balance Outstanding Dec. 31, 1985 | 138,661.28 |
| PUBLIC WORKS | | CAPITAL OUTLAY | TOTAL 279,257.42 | PRIOR YEARS TAXES OUTSTANDING | |
| Streets and Drainage | 207,388.00 | Public Enterprises | | Balance January 1, 1985 | 112,631.16 |
| Sewers and Sewage Processing | 5,370.00 | Recreation—Culture | 4,346.43 | Collected in 1985 | 102,330.15 |
| Garbage and Trash Disposal | 124,800.00 | Public Works | 274,910.99 | Cancelled, Abated or Adjusted 1985 | 9,718.66 |
| Public Buildings and Grounds | 33,048.00 | Buildings and Grounds | | Transfers to Tax Title Liens or Foreclosed | |
| Other Public Works | | Library and Education | | Balance December 31, 1985 | 582.35 |
| HEALTH and WELFARE | | Conservation | | TAX TITLE LIENS OUTSTANDING | |
| Health Services Except Environmental | 2,560.00 | All Other | | Balance January 1, 1985 | |
| Welfare-Public Assistance | 6,790.00 | | | Transfer From Taxes | |
| Hospitals, Clinics, First Aid | | CAPITAL DEBT AUTHORIZED, DECEMBER 31, 1985 | | Redeemed in 1985 | |
| Animal, Insect, & Rodent Control | | ISSUED AND UNISSUED | | Cancelled, Abated or Adjusted (1985) | |
| Other Welfare Services | | School | 854,000 | Transfers to Foreclosed Property | |
| RECREATION and CONSERVATION | | Self-liquidating | 1,613,911 | Balance December 31, 1985 | |
| Beaches and Boardwalks | 250.00 | Other | 1,613,911 | PROPERTY ACQUIRED BY DEED OR | |
| Parks, Playgrounds, Shade Trees | 150.00 | Total | 2,467,911 | FORECLOSURE | |
| Land Reclamation & Conservation | 28,662.00 | | | Balance January 1, 1985 | 9,300.00 |
| Other Recreational Services | | ISSUED AND OUTSTANDING | | Transfers From Taxes or Liens | |
| EDUCATION (excluding schools) | | School | 709,000.00 | Sale for Cash (1985) | |
| Libraries | 1,500.00 | Self-Liquidating | | Cancelled, Abated or Adjusted (1985) | |
| Other Educational Services | | Other | 1,603,760.99 | Balance December 31, 1985 | 9,300.00 |
| STATUTORY EXPENDITURES | | Total | 2,312,760.99 | CURRENT FINANCES DECEMBER 31, 1985 | |
| Pensions & F. I. C. A. | 89,444.36 | EQUALIZED VALUATION BASIS | | ASSETS | |
| Employee Fringe Benefits | 41,276.80 | FOR NET DEBT COMPUTATION | 152,765,912 | Cash Dec. 31, 1985 | 515,960.42 |
| Other Statutory Expenditures | 5,731.00 | REAL PROPERTY VALUATIONS | | Taxes Receivable | 139,243.63 |
| CETA And Other Public Employment Programs | | Code Class # of Parcels % VAL'N | ASSESSED VALUATION | Tax Title Liens | |
| MUNICIPAL FUNCTIONS | | 1 Vacant Land 102 1.70 | 2,879,900.00 | Foreclosed Property | 9,300.00 |
| CAPITAL IMPROVEMENTS | *MEMO* 5,000.00 | 2 Residential 2152 74.36 | 125,638,865.00 | Emergencies & Other Deferred Charges | 44,000.00 |
| DEBT SERVICE | | 3 Farm 20 .37 | 636,600.00 | State and Federal Aid Receivable | 58,110.00 |
| Principal Payments | 200,000.00 | 4a Commercial 58 13.10 | 22,133,500.00 | Other Receivables | 4,426.49 |
| Interest Payments | 169,939.50 | 4b Industrial 9 1.41 | 2,386,100.00 | Total | 771,040.54 |
| | | 4c Apartments 5 9.05 | 15,282,400.00 | LIABILITIES, RESERVES, AND SURPLUS | |
| | | Total 2346 | 168,957,365.00 | Cash Liabilities | 258,540.94 |
| DEFERRED CHARGES | 25,761.22 | Land Area 2.86 Sq. Miles | | Reserves for Receivables | 152,970.12 |
| SCHOOL, COUNTY, SPECIAL DISTRICT TAXES | 3,212,751.51 | Net Valuation Taxable-Municipal | 169,885,982 | Surplus Dec. 31, 1985 | 359,529.48 |
| RESERVE FOR UNCOLLECTED TAXES | 218,571.43 | Net Valuation Taxable-County | 158,589,723 | Total | 771,040.54 |
| EXPENDITURES | 5,206,198.82 | State Equalized Valuation | 168,578,314 | | |
| | | State Equalization Ratio | 100.78 | | |

1205
 Population 1980 **70,193**
 Population 1985 **79,331**
 S & P Rating **AA**
 Moody Rating **AA**

General Tax Rate Per \$100. **2.34**
 State Equalized Tax Rate **2.00**

EDISON TOWNSHIP – MIDDLESEX COUNTY
Form of Government:
Mayor–Council Plan E (OMCL 50)
Number of Members on Governing Body – 7

PER CAPITA:
 Gross Debt **861.30**
 Net Debt **372.22**
 Debt Service **83.05**
 Total Tax Levy **838.07**
 Municipal Expenditures **490.73**

PER CENT:
 Gross Debt **2.56**
 Net Debt **1.11**
 Tax Levy Collected **97.85**
 Tax Levy Cancelled, Abated or Adjusted **1.0**

| EXPENDITURES | | REVENUES-REALIZED | | 1985 PROPERTY TAX | |
|---|----------------|--|------------------|---|---------------|
| GENERAL GOVERNMENT | | | | STATE EQUALIZED TAX RATE → 1.23 | |
| Governing Body & Public Boards | 26,100.02 | 1985 Property Taxes Collected | 65,053,271.00 | Local District School Taxes | 38,338,058.00 |
| Municipal Clerk | 137,804.31 | 1985 Payments in Lieu of Taxes | | Regional & Consolidated School Tax | |
| Financial Administration | 214,058.25 | Delinquent Tax & Lien Collections | 1,072,202.85 | School Taxes in Municipal Budget | .09 |
| Assessment of Taxes | 430,817.89 | Business Personalty Replacement Taxes | 1,328,231.00 | County Taxes | .58 |
| Collection of Taxes | 142,496.98 | Taxes from Public Utilities | 15,493,254.00 | County Library Taxes | |
| Planning, Housing & Development | 107,387.15 | Other Miscellaneous Tax Revenues | 615,068.49 | Local Municipal Purpose Taxes | .09 |
| Human Resources | 30,000.00 | State Aid Revenues | | Veteran & Senior Citizen Taxes | |
| Elections | | Federal Aid Revenues | 545,663.00 | Total Taxes for Rate Computation | 1.99 |
| General Administration (other) | 2,410,179.83 | State and Local Fiscal Assistance Act Utilized | 2,698,237.08 | Special District Taxes | |
| JUDICIARY | 283,832.93 | Sale of Acquired Property | 8,913,307.93 | Bank Corp. Taxes | 189,916.05 |
| Municipal Courts | | Other Miscellaneous Revenues | 95,719,235.35 | Added and Omitted Taxes | 1,918,566.32 |
| PUBLIC SAFETY | 4,516,847.39 | Total | 5,870,000.00 | Total Taxes Levied - ABSTRACT | 66,485,046.07 |
| Fire Protection | 6,937,832.10 | Prior Years Surplus Appropriated | 101,589,235.35 | Total Taxes Billed | 65,053,271.00 |
| Police Protection | 7,300.00 | REVENUES TOTAL | 2,700,000.00 | 1985 TAXES COLLECTED | 65,916.43 |
| Civil Defense & Disaster Control | 549,409.59 | Reserve For Uncollected Taxes | 18,730,072.88 | 1985 Taxes Cancelled, Abated or Adjusted | 32,650.10 |
| Environmental Inspection & Control | | CAPITAL OUTLAY TOTAL | | Transfer to Tax Title Liens or Foreclosed Balance Outstanding Dec. 31, 1985 | 1,330,591.11 |
| Other Public Safety | | | | PRIOR YEARS TAXES OUTSTANDING | |
| PUBLIC WORKS | 1,649,140.96 | Public Enterprises | 57,726.94 | Balance January 1, 1985 | 1,282,093.31 |
| Streets and Drainage | 2,186,063.72 | Recreation—Culture | 63,098.87 | Collected in 1985 | 1,050,421.02 |
| Sewers and Sewage Processing | 315,396.71 | Public Works | 2,060,597.54 | Cancelled, Abated or Adjusted 1985 | |
| Garbage and Trash Disposal | 484,062.66 | Buildings and Grounds | 10,766,048.29 | Transfers to Tax Title Liens or Foreclosed Balance December 31, 1985 | 231,672.29 |
| Public Buildings and Grounds | 221,500.00 | Library and Education | 5,782,601.24 | TAX TITLE LIENS OUTSTANDING | |
| Other Public Works | | Conservation | | Balance January 1, 1985 | 149,119.44 |
| HEALTH and WELFARE | 594,888.78 | All Other | | Transfer From Taxes | 32,650.10 |
| Health Services Except Environmental | 103,345.42 | CAPITAL DEBT AUTHORIZED, DECEMBER 31, 1985 | | Redeemed in 1985 | 21,781.83 |
| Welfare-Public Assistance | 29,000.00 | ISSUED AND UNISSUED | | Cancelled, Abated or Adjusted (1985) | |
| Hospitals, Clinics, First Aid | | School | 26,598,000 | Transfers to Foreclosed Property | |
| Animal, Insect, & Rodent Control | | Self-Liquidating | 2,169,000 | Balance December 31, 1985 | 159,987.71 |
| Other Welfare Services | 15,635.00 | Other | 39,561,155 | PROPERTY ACQUIRED BY DEED OR FORECLOSURE | |
| RECREATION and CONSERVATION | 931,421.78 | Total | 68,328,155 | Balance January 1, 1985 | 2,960,371.40 |
| Beaches and Boardwalks | 250.00 | ISSUED AND OUTSTANDING | | Transfers From Taxes or Liens | |
| Parks, Playgrounds, Shade Trees | 616,038.33 | School | 25,347,000.00 | Sale for Cash (1985) | |
| Land Reclamation & Conservation | | Self-Liquidating | 719,000.00 | Cancelled, Abated or Adjusted (1985) | 2,668,171.90 |
| Other Recreational Services | | Other | 34,109,000.00 | Balance December 31, 1985 | 292,199.50 |
| EDUCATION (excluding schools) | 987,221.49 | Total | 60,175,000.00 | CURRENT FINANCES DECEMBER 31, 1985 | |
| Libraries | | EQUALIZED VALUATION BASIS | | ASSETS | |
| Other Educational Services | | FOR NET DEBT COMPUTATION | 2,665,023,709 | Cash Dec. 31, 1985 | 16,100,470.17 |
| STATUTORY EXPENDITURES | 2,157,198.05 | REAL PROPERTY VALUATIONS | | Taxes Receivable | 1,562,263.40 |
| Pensions & F. I. C. A. | 2,242,000.00 | Code Class # of Parcels % VAL'N | | Tax Title Liens | 159,987.71 |
| Employee Fringe Benefits | 61,000.00 | 1 Vacant Land 2275 3.53 | 93,250,700.00 | Foreclosed Property | 292,199.50 |
| Other Statutory Expenditures | | 2 Residential 18849 55.93 | 1,477,017,300.00 | Emergencies & Other Deferred Charges | 801,288.91 |
| CETA And Other Public Employment Programs | 28,388,229.34 | 3 Farm 22 .04 | 890,900.00 | State and Federal Aid Receivable | 140,503.51 |
| MUNICIPAL FUNCTIONS | 150,000.00 | 4a Commercial 591 11.91 | 314,471,600.00 | Other Receivables | 1,505,244.18 |
| CAPITAL IMPROVEMENTS *MEMO* | | 4b Industrial 277 23.58 | 622,664,500.00 | Total | 20,561,957.38 |
| DEBT SERVICE | 2,955,000.00 | 4c Apartments 83 5.03 | 132,748,700.00 | LIABILITIES, RESERVES, AND SURPLUS | |
| Principal Payments | 3,633,472.53 | Total 22097 | 2,641,043,700.00 | Cash Liabilities | 11,758,680.88 |
| Interest Payments | 2,840,404.43 | Land Area 30.65 Sq. Miles | | Reserves for Receivables | 3,493,176.09 |
| TYPE I SCHL DEBT *MEMO | 1,253,493.83 | Net Valuation Taxable-Municipal | 2,663,684,875 | Surplus Dec. 31, 1985 | 5,310,100.41 |
| DEFERRED CHARGES | 61,465,583.70 | Net Valuation Taxable-County | 3,145,913,018 | Total | 20,561,957.38 |
| SCHOOL, COUNTY, SPECIAL DISTRICT TAXES | 2,700,000.00 | State Equalized Valuation | 3,112,583,280 | | |
| RESERVE FOR UNCOLLECTED TAXES | | State Equalization Ratio | 85.49 | | |
| EXPENDITURES TOTAL | 100,395,779.40 | | | | |

0107
 Population 1980 **4,618**
 Population 1985 **4,659**
 S & P Rating
 Moody Rating **AAA**

General Tax Rate Per \$100. **4.94**
 State Equalized Tax Rate **3.20**

EGG HARBOR CITY - ATLANTIC COUNTY
Form of Government:
Special Charter (P.L. 1858 c. 152)
Number of Members on Governing Body - 9

PER CAPITA:
 Gross Debt **834.10**
 Net Debt **159.26**
 Debt Service **33.95**
 Total Tax Levy **546.82**
 Municipal Expenditures **398.50**

PER CENT:
 Gross Debt **5.64**
 Net Debt **1.08**
 Tax Levy Collected **92.41**
 Tax Levy Cancelled, Abated or Adjusted **.14**

| EXPENDITURES | | REVENUES-REALIZED | | 1985 PROPERTY TAX | |
|---|--------------|--|---------------|--|-------------------|
| GENERAL GOVERNMENT | | | | STATE EQUALIZED TAX RATE | |
| Governing Body & Public Boards | 27,850.00 | 1985 Property Taxes Collected | 2,347,449.47 | Local District School Taxes | 1.03 812,421.00 |
| Municipal Clerk | 33,935.00 | 1985 Payments in Lieu of Taxes | | Regional & Consolidated School Tax | .68 535,074.62 |
| Financial Administration | 35,025.00 | Delinquent Tax & Lien Collections | 161,004.45 | School Taxes in Municipal Budget | |
| Assessment of Taxes | 28,031.50 | Business Personalty Replacement Taxes | 62,001.00 | County Taxes | .44 * 347,332.02 |
| Collection of Taxes | 26,058.74 | Taxes from Public Utilities | 266,874.00 | County Library Taxes | .03 23,307.08 |
| Planning, Housing & Development | 10,515.00 | Other Miscellaneous Tax Revenues | | Local Municipal Purpose Taxes | 1.01 797,418.55 |
| Human Resources | | State Aid Revenues | 165,021.80 | Veteran & Senior Citizen Taxes | |
| Elections | 2,500.00 | Federal Aid Revenues | | Total Taxes for Rate Computation | 3.19 2,585,053.27 |
| General Administration (other) | 101,755.00 | State and Local Fiscal Assistance Act Utilized | 18,730.00 | Special District Taxes | |
| JUDICIARY | | Sale of Acquired Property | | Bank Corp. Taxes | |
| Municipal Courts | 31,260.86 | Other Miscellaneous Revenues | 355,485.90 | Added and Omitted Taxes | |
| PUBLIC SAFETY | | Total | 3,376,566.62 | Total Taxes Levied - ABSTRACT | 2,547,642.03 |
| Fire Protection | 12,000.00 | Prior Years Surplus Appropriated | 140,000.00 | Total Taxes Billed | 2,540,349.06 |
| Police Protection | 454,907.04 | REVENUES TOTAL | 3,516,566.62 | 1985 TAXES COLLECTED | 2,347,449.47 |
| Civil Defense & Disaster Control | 450.00 | Reserve For Uncollected Taxes | 217,503.92 | 1985 Taxes Cancelled, Abated or Adjusted | 3,477.77 |
| Environmental Inspection & Control | 21,729.61 | CAPITAL OUTLAY TOTAL | 39,012.50 | Transfer to Tax Title Liens or Foreclosed | 23,770.00 |
| Other Public Safety | | | | Balance Outstanding Dec. 31, 1985 | 165,651.82 |
| PUBLIC WORKS | | | | PRIOR YEARS TAXES OUTSTANDING | |
| Streets and Drainage | 202,000.00 | Public Enterprises | 39,012.50 | Balance January 1, 1985 | 145,252.93 |
| Sewers and Sewage Processing | | Recreation—Culture | | Collected in 1985 | 134,453.60 |
| Garbage and Trash Disposal | 150,706.27 | Public Works | | Cancelled, Abated or Adjusted 1985 | |
| Public Buildings and Grounds | 94,500.00 | Buildings and Grounds | | Transfers to Tax Title Liens or Foreclosed | 3,944.12 |
| Other Public Works | | Library and Education | | Balance December 31, 1985 | 6,855.21 |
| HEALTH and WELFARE | | Conservation | | TAX TITLE LIENS OUTSTANDING | |
| Health Services Except Environmental | | All Other | | Balance January 1, 1985 | 192,646.17 |
| Welfare-Public Assistance | 16,300.00 | CAPITAL DEBT AUTHORIZED, DECEMBER 31, 1985 | | Transfer From Taxes | 29,312.29 |
| Hospitals, Clinics, First Aid | | ISSUED AND UNISSUED GROSS DEBT | | Redeemed in 1985 | 26,550.85 |
| Animal, Insect, & Rodent Control | 5,000.00 | School | 809,058 | Cancelled, Abated or Adjusted (1985) | |
| Other Welfare Services | | Self-liquidating | 2,335,000 | Transfers to Foreclosed Property | |
| RECREATION and CONSERVATION | | Other | 742,000 | Balance December 31, 1985 | 195,407.61 |
| Beaches and Boardwalks | | Total | 3,886,058 | PROPERTY ACQUIRED BY DEED OR FORECLOSURE | |
| Parks, Playgrounds, Shade Trees | 20,400.00 | ISSUED AND OUTSTANDING | | Balance January 1, 1985 | 163,269.36 |
| Land Reclamation & Conservation | | School | 809,058.34 | Transfers From Taxes or Liens | |
| Other Recreational Services | 8,400.00 | Self-Liquidating | 1,085,000.00 | Sale for Cash (1985) | 41,594.42 |
| EDUCATION (excluding schools) | | Other | 742,000.00 | Cancelled, Abated or Adjusted (1985) | |
| Libraries | | Total | 2,636,058.34 | Balance December 31, 1985 | 121,674.94 |
| Other Educational Services | | EQUALIZED VALUATION BASIS | | CURRENT FINANCES DECEMBER 31, 1985 | |
| STATUTORY EXPENDITURES | | FOR NET DEBT COMPUTATION | 68,941,302 | ASSETS | |
| Pensions & F. I. C. A. | 95,156.29 | REAL PROPERTY VALUATIONS | | Cash Dec. 31, 1985 | 864,746.39 |
| Employee Fringe Benefits | 81,000.00 | Code Class # of Parcels % VAL'N | | Taxes Receivable | 172,507.03 |
| Other Statutory Expenditures | 7,500.00 | 1 Vacant Land 840 2.07 | 1,013,000.00 | Tax Title Liens | 195,407.61 |
| CETA And Other Public Employment Programs | | 2 Residential 1190 70.14 | 34,250,000.00 | Foreclosed Property | 121,674.94 |
| MUNICIPAL FUNCTIONS TOTAL | 1,466,980.31 | 3 Farm | | Emergencies & Other Deferred Charges | |
| CAPITAL IMPROVEMENTS *MEMO* | 15,000.00 | 4a Commercial 153 18.40 | 8,986,500.00 | State and Federal Aid Receivable | 34,000.00 |
| DEBT SERVICE | | 4b Industrial 10 4.19 | 2,046,000.00 | Other Receivables | 4,277.71 |
| Principal Payments | 81,000.00 | 4c Apartments 10 5.19 | 2,536,400.00 | Total | 1,392,613.68 |
| Interest Payments | 77,156.00 | Total 2203 | 48,831,900.00 | LIABILITIES, RESERVES, AND SURPLUS | |
| DEFERRED CHARGES | 13,974.12 | Land Area 10.89 Sq. Miles | | Cash Liabilities | 530,598.70 |
| SCHOOL, COUNTY, SPECIAL DISTRICT TAXES | 1,718,134.72 | Net Valuation Taxable-Municipal | 50,969,779 | Reserves for Receivables | 493,867.29 |
| RESERVE FOR UNCOLLECTED TAXES | 217,503.92 | Net Valuation Taxable-County | 72,444,477 | Surplus Dec. 31, 1985 | 368,147.69 |
| EXPENDITURES TOTAL | 3,574,749.07 | State Equalized Valuation | 77,414,432 | Total | 1,392,613.68 |
| | | State Equalization Ratio | 64.87 | | |

1985/3000

*Includes County Health Service Taxes or County Vocational School Taxes. See Table 13.

0108
 Population 1980 **19,381**
 Population 1985 **21,385**
 S & P Rating
 Moody Rating

General Tax Rate Per \$100. **3.14**
 State Equalized Tax Rate **1.78**

EGG HARBOR TOWNSHIP – ATLANTIC CO.
Form of Government:
Township Committee
Number of Members on Governing Body – 5

PER CAPITA:
 Gross Debt **605.14**
 Net Debt
 Debt Service
 Total Tax Levy **559.58**
 Municipal Expenditures **396.20**

PER CENT:
 Gross Debt **2.20**
 Net Debt
 Tax Levy Collected **91.39**
 Tax Levy Cancelled, Abated or Adjusted

| EXPENDITURES | | REVENUES-REALIZED | | 1985 PROPERTY TAX | |
|---|---------------|--|----------------|---|--------------------|
| GENERAL GOVERNMENT | | | | STATE EQUALIZED TAX RATE | |
| Governing Body & Public Boards | 66,000.00 | 1985 Property Taxes Collected | 10,926,747.60 | Local District School Taxes | 1.30 8,444,415.75 |
| Municipal Clerk | 92,700.00 | 1985 Payments in Lieu of Taxes | | Regional & Consolidated School Tax | |
| Financial Administration | 106,600.00 | Delinquent Tax & Lien Collections | 900,585.05 | School Taxes in Municipal Budget | |
| Assessment of Taxes | 83,516.77 | Business Personalty Replacement Taxes | 115,564.12 | County Taxes | .45 * 2,957,237.39 |
| Collection of Taxes | 126,200.00 | Taxes from Public Utilities | 3,994,595.00 | County Library Taxes | .03 199,540.23 |
| Planning, Housing & Development | 209,500.00 | Other Miscellaneous Tax Revenues | | Local Municipal Purpose Taxes | |
| Human Resources | 19,093.16 | State Aid Revenues | 132,843.58 | Veteran & Senior Citizen Taxes | 135,000.00 |
| Elections | 13,700.00 | Federal Aid Revenues | | Total Taxes for Rate Computation | 1.78 11,736,193.37 |
| General Administration (other) | 856,975.00 | State and Local Fiscal Assistance Act Utilized | 101,278.57 | Special District Taxes | |
| JUDICIARY | | Sale of Acquired Property | 40,460.00 | Bank Corp. Taxes | 10,417.36 |
| Municipal Courts | 190,775.00 | Other Miscellaneous Revenues | 1,908,435.44 | Added and Omitted Taxes | 355,081.50 |
| PUBLIC SAFETY | | Total | 18,120,509.36 | Total Taxes Levied - ABSTRACT | 11,966,692.23 |
| Fire Protection | 199,500.00 | Prior Years Surplus Appropriated | 2,725,000.00 | Total Taxes Billed | 11,956,274.87 |
| Police Protection | 2,225,531.82 | REVENUES | 20,845,509.36 | 1985 TAXES COLLECTED | 10,926,747.60 |
| Civil Defense & Disaster Control | 12,000.00 | Reserve For Uncollected Taxes | 1,099,481.15 | 1985 Taxes Cancelled, Abated or Adjusted | 25,876.50 |
| Environmental Inspection & Control | 235,000.00 | CAPITAL OUTLAY | 222,480.89 | Transfer to Tax Title Liens or Foreclosed | |
| Other Public Safety | | TOTAL | | Balance Outstanding Dec. 31, 1985 | 1,003,650.77 |
| PUBLIC WORKS | | | | PRIOR YEARS TAXES OUTSTANDING | |
| Streets and Drainage | 834,000.00 | Public Enterprises | | Balance January 1, 1985 | 767,162.78 |
| Sewers and Sewage Processing | 397,985.00 | Recreation—Culture | | Collected in 1985 | 724,287.68 |
| Garbage and Trash Disposal | 233,676.01 | Public Works | 28,113.00 | Cancelled, Abated or Adjusted 1985 | |
| Public Buildings and Grounds | | Buildings and Grounds | 194,367.89 | Transfers to Tax Title Liens or Foreclosed | 23,000.00 |
| Other Public Works | | Library and Education | | Balance December 31, 1985 | 19,875.10 |
| HEALTH and WELFARE | | Conservation | | TAX TITLE LIENS OUTSTANDING | |
| Health Services Except Environmental | 10,000.00 | All Other | | Balance January 1, 1985 | 289,411.75 |
| Welfare-Public Assistance | 25,515.00 | CAPITAL DEBT AUTHORIZED, DECEMBER 31, 1985 | | Transfer From Taxes | 48,876.50 |
| Hospitals, Clinics, First Aid | | ISSUED AND UNISSUED | | Redeemed in 1985 | 176,297.37 |
| Animal, Insect, & Rodent Control | 30,050.00 | School | 12,941,000 | Cancelled, Abated or Adjusted (1985) | |
| Other Welfare Services | | Self-liquidating | | Transfers to Foreclosed Property | |
| RECREATION and CONSERVATION | | Other | | Balance December 31, 1985 | 161,990.88 |
| Beaches and Boardwalks | 120,000.00 | Total | 12,941,000 | PROPERTY ACQUIRED BY DEED OR FORECLOSURE | |
| Parks, Playgrounds, Shade Trees | 59,000.00 | ISSUED AND OUTSTANDING | | Balance January 1, 1985 | 1,495,836.87 |
| Land Reclamation & Conservation | 10,000.00 | School | 12,941,000.00 | Transfers From Taxes or Liens | |
| Other Recreational Services | | Self-Liquidating | | Sale for Cash (1985) | 40,460.00 |
| EDUCATION (excluding schools) | | Other | | Cancelled, Abated or Adjusted (1985) | |
| Libraries | | Total | 12,941,000.00 | Balance December 31, 1985 | 1,455,376.87 |
| Other Educational Services | | EQUALIZED VALUATION BASIS | | CURRENT FINANCES DECEMBER 31, 1985 | |
| STATUTORY EXPENDITURES | | FOR NET DEBT COMPUTATION | 588,423,106 | ASSETS | |
| Pensions & F. I. C. A. | 481,698.34 | REAL PROPERTY VALUATIONS | | Cash Dec. 31, 1985 | 5,246,264.16 |
| Employee Fringe Benefits | 302,658.21 | Code Class # of Parcels % VAL'N | | Taxes Receivable | 1,023,525.87 |
| Other Statutory Expenditures | 27,181.80 | 1 Vacant Land 7035 14.89 | 54,173,185.00 | Tax Title Liens | 161,990.88 |
| CETA And Other Public Employment Programs | | 2 Residential 5599 55.81 | 203,086,000.00 | Foreclosed Property | 1,455,376.87 |
| MUNICIPAL FUNCTIONS | | 3 Farm 99 .50 | 1,834,100.00 | Emergencies & Other Deferred Charges | 400,848.01 |
| CAPITAL IMPROVEMENTS | *MEMO* | 4a Commercial 421 27.08 | 98,546,800.00 | State and Federal Aid Receivable | 142,468.57 |
| DEBT SERVICE | | 4b Industrial | | Other Receivables | 63,665.32 |
| Principal Payments | | 4c Apartments 17 1.72 | 6,267,500.00 | Total | 8,494,139.68 |
| Interest Payments | | Total 13171 | 363,907,585.00 | LIABILITIES, RESERVES, AND SURPLUS | |
| DEFERRED CHARGES | | Land Area 67.94 Sq. Miles | | Cash Liabilities | 1,942,344.74 |
| SCHOOL, COUNTY, SPECIAL DISTRICT TAXES | 404,429.53 | Net Valuation Taxable-Municipal | 369,185,151 | Reserves for Receivables | 2,685,131.71 |
| RESERVE FOR UNCOLLECTED TAXES | 11,601,193.37 | Net Valuation Taxable-County | 620,223,014 | Surplus Dec. 31, 1985 | 3,866,663.23 |
| EXPENDITURES | 1,099,481.15 | State Equalized Valuation | 646,072,750 | Total | 8,494,139.68 |
| TOTAL | 20,073,960.16 | State Equalization Ratio | 56.79 | | |

2004
Population 1980 106,201
Population 1985 107,310
S & P Rating A
Moody Rating AAA

General Tax Rate Per \$100.

4.82

State Equalized Tax Rate

2.91

ELIZABETH CITY – UNION COUNTY

Form of Government:

Mayor–Council Plan F (OMCL 50)

Number of Members on Governing Body – 9

PER CAPITA:

Gross Debt 825.31
Net Debt 322.81
Debt Service 87.66
Total Tax Levy 425.68
Municipal Expenditures 540.29

PER CENT:

Gross Debt 6.34
Net Debt 2.48
Tax Levy Collected 96.46
Tax Levy Cancelled, Abated or Adjusted 2.3

| EXPENDITURES | | REVENUES-REALIZED | | 1985 PROPERTY TAX | |
|---|-------------------|--|--|--|--------------------|
| GENERAL GOVERNMENT | | STATE EQUALIZED TAX RATE | | ↓ | |
| Governing Body & Public Boards | 306,703.00 | 1985 Property Taxes Collected | | Local District School Taxes | 1.30 20,241,203.20 |
| Municipal Clerk | 110,084.00 | 1985 Payments in Lieu of Taxes | | Regional & Consolidated School Tax | |
| Financial Administration | 880,578.75 | Delinquent Tax & Lien Collections | | School Taxes in Municipal Budget | .08 1,295,097.20 |
| Assessment of Taxes | 391,073.00 | Business Personality Replacement Taxes | | County Taxes | .50 7,787,450.34 |
| Collection of Taxes | 229,997.00 | Taxes from Public Utilities | | County Library Taxes | |
| Planning, Housing & Development | 447,353.00 | Other Miscellaneous Tax Revenues | | Local Municipal Purpose Taxes | 1.02 15,940,931.37 |
| Human Resources | 4,669,859.25 | State Aid Revenues | | Veteran & Senior Citizen Taxes | |
| Elections | 25,900.00 | Federal Aid Revenues | | Total Taxes for Rate Computation | 2.90 45,887,882.11 |
| General Administration (other) | 2,411,281.38 | State and Local Fiscal Assistance Act Utilized | | Special District Taxes | |
| JUDICIARY | | Sale of Acquired Property | | Bank Corp. Taxes | 269,088.47 |
| Municipal Courts | 388,303.00 | Other Miscellaneous Revenues | | Added and Omitted Taxes | 146,118.30 |
| PUBLIC SAFETY | | Total | | Total Taxes Levied - ABSTRACT | 45,679,888.88 |
| Fire Protection | 7,609,766.00 | Prior Years Surplus Appropriated | | Total Taxes Billed | 45,515,590.16 |
| Police Protection | 7,819,796.48 | REVENUES | | 1985 TAXES COLLECTED | 43,903,172.92 |
| Civil Defense & Disaster Control | 20,325.00 | Reserve For Uncollected Taxes | | 1985 Taxes Cancelled, Abated or Adjusted | 106,652.14 |
| Environmental Inspection & Control | 145,505.00 | CAPITAL OUTLAY | | Transfer to Tax Title Liens or Foreclosed | 218,747.24 |
| Other Public Safety | | TOTAL | | Balance Outstanding Dec. 31, 1985 | 1,287,017.86 |
| PUBLIC WORKS | | Public Enterprises | | PRIOR YEARS TAXES OUTSTANDING | |
| Streets and Drainage | 2,642,961.76 | Recreation—Culture | | Balance January 1, 1985 | 1,442,002.10 |
| Sewers and Sewage Processing | | Public Works | | Collected in 1985 | 1,349,525.51 |
| Garbage and Trash Disposal | 3,963,369.00 | Buildings and Grounds | | Cancelled, Abated or Adjusted 1985 | 55,177.16 |
| Public Buildings and Grounds | 1,060,846.00 | Library and Education | | Transfers to Tax Title Liens or Foreclosed | 675.90 |
| Other Public Works | 474,500.00 | Conservation | | Balance December 31, 1985 | 36,623.53 |
| HEALTH and WELFARE | | All Other | | TAX TITLE LIENS OUTSTANDING | |
| Health Services Except Environmental | 1,847,770.50 | CAPITAL DEBT AUTHORIZED, DECEMBER 31, 1985 | | Balance January 1, 1985 | 1,380,639.70 |
| Welfare-Public Assistance | 669,429.00 | ISSUED AND UNISSUED | | Transfer From Taxes | 219,520.54 |
| Hospitals, Clinics, First Aid | | GROSS DEBT | | Redeemed in 1985 | 232,380.58 |
| Animal, Insect, & Rodent Control | | NET DEBT | | Cancelled, Abated or Adjusted (1985) | |
| Other Welfare Services | 339,836.00 | School | | Transfers to Foreclosed Property | |
| RECREATION and CONSERVATION | | Self-liquidating | | Balance December 31, 1985 | 1,367,779.66 |
| Beaches and Boardwalks | | Other | | PROPERTY ACQUIRED BY DEED OR | |
| Parks, Playgrounds, Shade Trees | | Total | | FORECLOSURE | |
| Land Reclamation & Conservation | 24,684.00 | ISSUED AND OUTSTANDING | | Balance January 1, 1985 | 766,864.40 |
| Other Recreational Services | 1,458,205.00 | School | | Transfers From Taxes or Liens | |
| EDUCATION (excluding schools) | | Self-Liquidating | | Sale for Cash (1985) | 212,000.00 |
| Libraries | 1,294,479.00 | Other | | Cancelled, Abated or Adjusted (1985) | 16,255.00 |
| Other Educational Services | | Total | | Balance December 31, 1985 | 538,609.40 |
| STATUTORY EXPENDITURES | | EQUALIZED VALUATION BASIS | | CURRENT FINANCES DECEMBER 31, 1985 | |
| Pensions & F. I. C. A. | 4,557,000.00 | FOR NET DEBT COMPUTATION | | ASSETS | |
| Employee Fringe Benefits | 2,500,000.00 | REAL PROPERTY VALUATIONS | | Cash Dec. 31, 1985 | 15,675,302.00 |
| Other Statutory Expenditures | | Code Class # of Parcels % VAL'N | | Taxes Receivable | 1,323,641.39 |
| CETA And Other Public Employment Programs | | ASSESSED VALUATION | | Tax Title Liens | 1,367,779.66 |
| MUNICIPAL FUNCTIONS | 46,289,605.12 | 1 Vacant Land 747 1.51 | | Foreclosed Property | 538,609.40 |
| CAPITAL IMPROVEMENTS | *MEMO* 800,000.00 | 2 Residential 13599 48.09 | | Emergencies & Other Deferred Charges | 218,500.00 |
| DEBT SERVICE | | 3 Farm | | State and Federal Aid Receivable | 1,792,389.18 |
| Principal Payments | 5,490,000.00 | 4a Commercial 2025 20.23 | | Other Receivables | 332,683.59 |
| Interest Payments | 3,917,318.56 | 4b Industrial 226 15.05 | | Total | 21,248,905.22 |
| TYPE I SCHL DEBT *MEMO | 4,918,270.00 | 4c Apartments 590 15.12 | | LIABILITIES, RESERVES, AND SURPLUS | |
| DEFERRED CHARGES | 15,327.13 | Total 17187 | | Cash Liabilities | 13,115,293.26 |
| SCHOOL, COUNTY, SPECIAL DISTRICT TAXES | 29,323,750.74 | Land Area 11.69 Sq. Miles | | Reserves for Receivables | 3,562,714.04 |
| RESERVE FOR UNCOLLECTED TAXES | 2,266,763.11 | Net Valuation Taxable-Municipal | | Surplus Dec. 31, 1985 | 4,570,897.92 |
| EXPENDITURES | | Net Valuation Taxable-County | | Total | 21,248,905.22 |
| TOTAL | 87,302,764.66 | State Equalized Valuation | | | |
| | | State Equalization Ratio | | | |

1985/3000

* ABOVE DEBT SERVICE INCLUDES TYPE I SCHOOL DEBT

0804

Population 1980 **3,187**
 Population 1985 **3,373**
 S & P Rating
 Moody Rating

General Tax Rate Per \$100.

1.94

State Equalized Tax Rate

2.09**ELK TOWNSHIP - GLOUCESTER COUNTY****Form of Government:****Township Committee****Number of Members on Governing Body - 3**

PER CAPITA:

Gross Debt **101.17**Net Debt **59.29**Debt Service **3.39**Total Tax Levy **380.66**Municipal Expenditures **253.84**

PER CENT:

Gross Debt **.61**Net Debt **.36**Tax Levy Collected **88.85**Tax Levy Cancelled, Abated
or Adjusted **.26**

| EXPENDITURES | | REVENUES-REALIZED | | 1985 PROPERTY TAX | |
|---|---------------------|--|------------------------|--|--------------------------|
| GENERAL GOVERNMENT | | | | STATE EQUALIZED TAX RATE | |
| Governing Body & Public Boards | | | | Local District School Taxes | .53 325,800.00 |
| Municipal Clerk | | | | Regional & Consolidated School Tax | .55 334,968.26 |
| Financial Administration | 21,500.00 | 1985 Property Taxes Collected | 1,140,570.27 | School Taxes in Municipal Budget | |
| Assessment of Taxes | 14,557.93 | 1985 Payments in Lieu of Taxes | | County Taxes | .63 389,115.86 |
| Collection of Taxes | 16,600.00 | Delinquent Tax & Lien Collections | 154,487.12 | County Library Taxes | .02 12,089.01 |
| Planning, Housing & Development | 11,700.00 | Business Personalty Replacement Taxes | 19,132.16 | Local Municipal Purpose Taxes | .35 215,000.00 |
| Human Resources | | Taxes from Public Utilities | 236,861.00 | Veteran & Senior Citizen Taxes | 37,300.00 |
| Elections | 1,351.56 | Other Miscellaneous Tax Revenues | | Total Taxes for Rate Computation | 2.08 1,314,273.13 |
| General Administration (other) | 76,640.00 | State Aid Revenues | 20,604.64 | Special District Taxes | |
| JUDICIARY | | Federal Aid Revenues | | Bank Corp. Taxes | 295.30 |
| Municipal Courts | 25,724.89 | State and Local Fiscal Assistance Act Utilized | 21,740.19 | Added and Omitted Taxes | 6,713.03 |
| PUBLIC SAFETY | | Sale of Acquired Property | | Total Taxes Levied - ABSTRACT | 1,283,981.46 |
| Fire Protection | 32,500.00 | Other Miscellaneous Revenues | 157,250.08 | Total Taxes Billed | 1,283,686.16 |
| Police Protection | 223,669.88 | Total | 1,750,645.46 | 1985 TAXES COLLECTED | 1,140,570.27 |
| Civil Defense & Disaster Control | 1,000.00 | Prior Years Surplus Appropriated | 164,600.86 | 1985 Taxes Cancelled, Abated or Adjusted | 3,326.47 |
| Environmental Inspection & Control | 17,200.00 | REVENUES TOTAL | 1,915,246.32 | Transfer to Tax Title Liens or Foreclosed | 10,447.34 |
| Other Public Safety | | Reserve For Uncollected Taxes | 188,500.00 | Balance Outstanding Dec. 31, 1985 | 129,342.08 |
| PUBLIC WORKS | | CAPITAL OUTLAY TOTAL | 40,705.78 | PRIOR YEARS TAXES OUTSTANDING | |
| Streets and Drainage | 48,600.00 | Public Enterprises | | Balance January 1, 1985 | 152,263.35 |
| Sewers and Sewage Processing | 39,600.00 | Recreation—Culture | | Collected in 1985 | 140,522.28 |
| Garbage and Trash Disposal | 37,199.50 | Public Works | | Cancelled, Abated or Adjusted 1985 | |
| Public Buildings and Grounds | | Buildings and Grounds | 40,705.78 | Transfers to Tax Title Liens or Foreclosed | 5,907.40 |
| Other Public Works | | Library and Education | | Balance December 31, 1985 | 5,833.67 |
| HEALTH and WELFARE | | Conservation | | TAX TITLE LIENS OUTSTANDING | |
| Health Services Except Environmental | 1,100.00 | All Other | | Balance January 1, 1985 | 29,208.49 |
| Welfare-Public Assistance | 3,600.00 | CAPITAL DEBT AUTHORIZED, DECEMBER 31, 1985 | | Transfer From Taxes | 17,832.96 |
| Hospitals, Clinics, First Aid | | ISSUED AND UNISSUED GROSS DEBT | | Redeemed in 1985 | 13,964.84 |
| Animal, Insect, & Rodent Control | 4,136.10 | School | 141,244 | Cancelled, Abated or Adjusted (1985) | |
| Other Welfare Services | | Self-liquidating | | Transfers to Foreclosed Property | |
| RECREATION and CONSERVATION | | Other | 200,000 | Balance December 31, 1985 | 33,076.61 |
| Beaches and Boardwalks | | Total | 341,244 | PROPERTY ACQUIRED BY DEED OR FORECLOSURE | |
| Parks, Playgrounds, Shade Trees | 200.00 | ISSUED AND OUTSTANDING | | Balance January 1, 1985 | 210,049.00 |
| Land Reclamation & Conservation | 11,700.00 | School | 141,244.04 | Transfers From Taxes or Liens | |
| Other Recreational Services | | Self-Liquidating | | Sale for Cash (1985) | |
| EDUCATION (excluding schools) | | Other | 200,000.00 | Cancelled, Abated or Adjusted (1985) | |
| Libraries | | Total | 341,244.04 | Balance December 31, 1985 | 210,049.00 |
| Other Educational Services | | EQUALIZED VALUATION BASIS | | CURRENT FINANCES DECEMBER 31, 1985 | |
| STATUTORY EXPENDITURES | | FOR NET DEBT COMPUTATION | 56,013,886 | ASSETS | |
| Pensions & F. I. C. A. | 30,518.54 | REAL PROPERTY VALUATIONS | | Cash Dec. 31, 1985 | 489,538.44 |
| Employee Fringe Benefits | 9,621.48 | Code Class # of Parcels % VAL'N | | Taxes Receivable | 135,175.75 |
| Other Statutory Expenditures | 2,000.00 | 1 Vacant Land | 429 4.65 | Tax Title Liens | 33,076.61 |
| CETA And Other Public Employment Programs | | 2 Residential | 936 70.49 | Foreclosed Property | 210,049.00 |
| MUNICIPAL FUNCTIONS TOTAL | 630,719.88 | 3 Farm | 379 18.79 | Emergencies & Other Deferred Charges | 80,374.80 |
| CAPITAL IMPROVEMENTS *MEMO* | | 4a Commercial | 28 5.50 | State and Federal Aid Receivable | 1,823.39 |
| DEBT SERVICE | | 4b Industrial | 1 .57 | Other Receivables | 19,141.14 |
| Principal Payments | | 4c Apartments | | Total | 969,179.13 |
| Interest Payments | 11,426.22 | Total | 1773 | LIABILITIES, RESERVES, AND SURPLUS | |
| DEFERRED CHARGES | 25,552.03 | Land Area | 19.60 Sq. Miles | Cash Liabilities | 125,485.89 |
| SCHOOL, COUNTY, SPECIAL DISTRICT TAXES | 1,061,973.13 | Net Valuation Taxable-Municipal | 66,082,148 | Reserves for Receivables | 397,442.50 |
| RESERVE FOR UNCOLLECTED TAXES | 188,500.00 | Net Valuation Taxable-County | 58,376,675 | Surplus Dec. 31, 1985 | 446,250.74 |
| EXPENDITURES TOTAL | 1,918,171.26 | State Equalized Valuation | 61,360,951 | Total | 969,179.13 |
| | | State Equalization Ratio | 107.82 | | |

1702
 Population 1980 **1,569**
 Population 1985 **1,562**
 S & P Rating
 Moody Rating

General Tax Rate Per \$100.
4.35
 State Equalized Tax Rate
2.37

ELMER BOROUGH – SALEM COUNTY
Form of Government:
Borough Council
Number of Members on Governing Body – 6

PER CAPITA:
 Gross Debt **331.63** PER CENT:
 Gross Debt **2.13**
 Net Debt **41.61** Net Debt **.27**
 Debt Service Tax Levy Collected **94.94**
 Total Tax Levy **422.51** Tax Levy Cancelled, Abated
 Municipal Expenditures **217.41** or Adjusted

| EXPENDITURES | | REVENUES-REALIZED | | 1985 PROPERTY TAX | |
|---|-------------------|--|----------------------|--|-------------------|
| GENERAL GOVERNMENT | | | | STATE EQUALIZED TAX RATE | |
| Governing Body & Public Boards | | 1985 Property Taxes Collected | 608,694.96 | Local District School Taxes 1.25 | 338,153.00 |
| Municipal Clerk | | 1985 Payments in Lieu of Taxes | | Regional & Consolidated School Tax | |
| Financial Administration | 9,950.00 | Delinquent Tax & Lien Collections | 32,693.85 | School Taxes in Municipal Budget | |
| Assessment of Taxes | 3,015.00 | Business Personalty Replacement Taxes | 17,679.40 | County Taxes | .78 |
| Collection of Taxes | 4,400.00 | Taxes from Public Utilities | 71,873.00 | County Library Taxes | |
| Planning, Housing & Development | 745.00 | Other Miscellaneous Tax Revenues | | Local Municipal Purpose Taxes | .34 |
| Human Resources | 19,392.00 | State Aid Revenues | 44,584.44 | Veteran & Senior Citizen Taxes | |
| Elections | 100.00 | Federal Aid Revenues | | Total Taxes for Rate Computation | 2.37 |
| General Administration (other) | 40,516.10 | State and Local Fiscal Assistance Act Utilized | 6,446.63 | Special District Taxes | |
| JUDICIARY | | Sale of Acquired Property | | Bank Corp. Taxes | 18,843.63 |
| Municipal Courts | 6,050.00 | Other Miscellaneous Revenues | 59,468.61 | Added and Omitted Taxes | |
| PUBLIC SAFETY | | Total | 841,440.89 | Total Taxes Levied - ABSTRACT | 659,967.50 |
| Fire Protection | 29,524.00 | Prior Years Surplus Appropriated | 110,000.00 | Total Taxes Billed | 641,123.87 |
| Police Protection | 45,009.00 | REVENUES TOTAL | 951,440.89 | 1985 TAXES COLLECTED | 608,694.96 |
| Civil Defense & Disaster Control | 86.19 | Reserve For Uncollected Taxes | 63,170.44 | 1985 Taxes Cancelled, Abated or Adjusted | 30.45 |
| Environmental Inspection & Control | 2,450.00 | CAPITAL OUTLAY TOTAL | 26,664.00 | Transfer to Tax Title Liens or Foreclosed | |
| Other Public Safety | | | | Balance Outstanding Dec. 31, 1985 | 32,398.46 |
| PUBLIC WORKS | | | | PRIOR YEARS TAXES OUTSTANDING | |
| Streets and Drainage | 27,809.27 | Public Enterprises | 26,664.00 | Balance January 1, 1985 | |
| Sewers and Sewage Processing | | Recreation—Culture | | Collected in 1985 | 32,693.85 |
| Garbage and Trash Disposal | 47,506.39 | Public Works | | Cancelled, Abated or Adjusted 1985 | |
| Public Buildings and Grounds | 18,300.00 | Buildings and Grounds | | Transfers to Tax Title Liens or Foreclosed | |
| Other Public Works | | Library and Education | | Balance December 31, 1985 | 19.09 |
| HEALTH and WELFARE | | Conservation | | TAX TITLE LIENS OUTSTANDING | |
| Health Services Except Environmental | 1,700.00 | All Other | | Balance January 1, 1985 | |
| Welfare-Public Assistance | 1,850.00 | CAPITAL DEBT AUTHORIZED, DECEMBER 31, 1985 | | Transfer From Taxes | |
| Hospitals, Clinics, First Aid | 1,650.00 | ISSUED AND UNISSUED | | Redeemed in 1985 | |
| Animal, Insect, & Rodent Control | 100.00 | School | | Cancelled, Abated or Adjusted (1985) | |
| Other Welfare Services | | Self-liquidating | 453,000 | Transfers to Foreclosed Property | |
| RECREATION and CONSERVATION | | Other | 65,000 | Balance December 31, 1985 | |
| Beaches and Boardwalks | | Total | 518,000 | PROPERTY ACQUIRED BY DEED OR | |
| Parks, Playgrounds, Shade Trees | 5,400.00 | ISSUED AND OUTSTANDING | | FORECLOSURE | |
| Land Reclamation & Conservation | 75.00 | School | | Balance January 1, 1985 | |
| Other Recreational Services | 1,900.00 | Self-Liquidating | 399,000.00 | Transfers From Taxes or Liens | |
| EDUCATION (excluding schools) | | Other | | Sale for Cash (1985) | |
| Libraries | 1,500.00 | Total | 399,000.00 | Cancelled, Abated or Adjusted (1985) | |
| Other Educational Services | | EQUALIZED VALUATION BASIS | | Balance December 31, 1985 | |
| STATUTORY EXPENDITURES | | FOR NET DEBT COMPUTATION | 24,290,952 | CURRENT FINANCES DECEMBER 31, 1985 | |
| Pensions & F. I. C. A. | 6,600.00 | REAL PROPERTY VALUATIONS | | ASSETS | |
| Employee Fringe Benefits | | Code Class # of Parcels % VAL'N | | Cash Dec. 31, 1985 | 450,845.29 |
| Other Statutory Expenditures | 800.00 | 1 Vacant Land 80 1.19 | 167,250.00 | Taxes Receivable | 32,417.55 |
| CETA And Other Public Employment Programs | | 2 Residential 470 74.85 | 10,501,800.00 | Tax Title Liens | |
| MUNICIPAL FUNCTIONS TOTAL | 276,427.95 | 3 Farm 19 .85 | 118,250.00 | Foreclosed Property | |
| CAPITAL IMPROVEMENTS *MEMO* | 25,000.00 | 4a Commercial 57 23.12 | 3,243,500.00 | Emergencies & Other Deferred Charges | |
| DEBT SERVICE | | 4b Industrial | | State and Federal Aid Receivable | 10,696.00 |
| Principal Payments | | 4c Apartments | | Other Receivables | 1,146.16 |
| Interest Payments | | Total | 14,030,800.00 | Total | 495,105.00 |
| DEFERRED CHARGES | | Land Area .80 Sq. Miles | | LIABILITIES, RESERVES, AND SURPLUS | |
| SCHOOL, COUNTY, SPECIAL DISTRICT TAXES | 548,201.16 | Net Valuation Taxable-Municipal | 14,763,260 | Cash Liabilities | 50,001.73 |
| RESERVE FOR UNCOLLECTED TAXES | 63,170.44 | Net Valuation Taxable-County | 26,719,133 | Reserves for Receivables | 33,563.71 |
| EXPENDITURES TOTAL | 887,799.55 | State Equalized Valuation | 26,493,128 | Surplus Dec. 31, 1985 | 411,539.56 |
| | | State Equalization Ratio | 54.49 | Total | 495,105.00 |

0211
Population 1980 18,377
Population 1985 18,212
S & P Rating
Moody Rating A1

General Tax Rate Per \$100. 3.15
State Equalized Tax Rate 1.74

ELMWOOD PARK BOROUGH - BERGEN CO.
Form of Government:
Borough Council
Number of Members on Governing Body - 6

PER CAPITA:
Gross Debt 339.10
Net Debt 305.09
Debt Service 55.80
Total Tax Levy 646.33
Municipal Expenditures 377.88
PER CENT:
Gross Debt 1.03
Net Debt .93
Tax Levy Collected 97.25
Tax Levy Cancelled, Abated or Adjusted .79

| EXPENDITURES | | REVENUES-REALIZED | | 1985 PROPERTY TAX | |
|---|---------------|--|--|--|---------------|
| GENERAL GOVERNMENT | | | | STATE EQUALIZED TAX RATE → .92 | |
| Governing Body & Public Boards | 12,400.00 | 1985 Property Taxes Collected | | Local District School Taxes | 6,199,661.11 |
| Municipal Clerk | | 11,427,164.65 | | Regional & Consolidated School Tax | |
| Financial Administration | 21,095.00 | 1985 Payments in Lieu of Taxes | | School Taxes in Municipal Budget | |
| Assessment of Taxes | 29,890.00 | Delinquent Tax & Lien Collections | | County Taxes | 2,438,862.21 |
| Collection of Taxes | 71,215.01 | Business Personalty Replacement Taxes | | County Library Taxes | |
| Planning, Housing & Development | 47,100.00 | Taxes from Public Utilities | | Local Municipal Purpose Taxes | 3,028,496.81 |
| Human Resources | 51,641.08 | Other Miscellaneous Tax Revenues | | Veteran & Senior Citizen Taxes | 284,400.00 |
| Elections | 3,200.00 | State Aid Revenues | | Total Taxes for Rate Computation | 11,951,420.13 |
| General Administration (other) | 446,016.73 | Federal Aid Revenues | | Special District Taxes | |
| JUDICIARY | | State and Local Fiscal Assistance Act Utilized | | Bank Corp. Taxes | 53,885.35 |
| Municipal Courts | 54,883.27 | Sale of Acquired Property | | Added and Omitted Taxes | 50,124.22 |
| PUBLIC SAFETY | | Other Miscellaneous Revenues | | Total Taxes Levied - ABSTRACT | 11,771,029.70 |
| Fire Protection | 82,500.00 | Prior Years Surplus Appropriated | | Total Taxes Billed | 11,750,729.29 |
| Police Protection | 1,173,355.91 | REVENUES TOTAL | | 1985 TAXES COLLECTED | 11,427,164.65 |
| Civil Defense & Disaster Control | | Reserve For Uncollected Taxes | | 1985 Taxes Cancelled, Abated or Adjusted | 92,898.77 |
| Environmental Inspection & Control | 61,164.90 | CAPITAL OUTLAY TOTAL | | Transfer to Tax Title Liens or Foreclosed | 4,328.50 |
| Other Public Safety | 1,000.00 | 494,720.72 | | Balance Outstanding Dec. 31, 1985 | 226,337.37 |
| PUBLIC WORKS | | Public Enterprises | | PRIOR YEARS TAXES OUTSTANDING | |
| Streets and Drainage | 323,601.28 | Recreation—Culture | | Balance January 1, 1985 | 212,275.16 |
| Sewers and Sewage Processing | 1,480,547.67 | Public Works | | Collected in 1985 | 180,247.46 |
| Garbage and Trash Disposal | 630,371.00 | Buildings and Grounds | | Cancelled, Abated or Adjusted 1985 | 1,506.22 |
| Public Buildings and Grounds | 24,000.00 | Library and Education | | Transfers to Tax Title Liens or Foreclosed | 348.81 |
| Other Public Works | 58,000.00 | Conservation | | Balance December 31, 1985 | 30,172.67 |
| HEALTH and WELFARE | | All Other | | TAX TITLE LIENS OUTSTANDING | |
| Health Services Except Environmental | 99,545.23 | CAPITAL DEBT AUTHORIZED, DECEMBER 31, 1985 | | Balance January 1, 1985 | 26,769.60 |
| Welfare-Public Assistance | 8,730.06 | ISSUED AND UNISSUED GROSS DEBT NET DEBT | | Transfer From Taxes | 4,677.31 |
| Hospitals, Clinics, First Aid | | School 334,358 | | Redeemed in 1985 | |
| Animal, Insect, & Rodent Control | | Self-liquidating 666,000 | | Cancelled, Abated or Adjusted (1985) | |
| Other Welfare Services | | Other 5,175,275 | | Transfers to Foreclosed Property | |
| RECREATION and CONSERVATION | | Total 6,175,633 | | Balance December 31, 1985 | 31,446.91 |
| Beaches and Boardwalks | | ISSUED AND OUTSTANDING | | PROPERTY ACQUIRED BY DEED OR | |
| Parks, Playgrounds, Shade Trees | 1,700.00 | School 334,358.00 | | FORECLOSURE | |
| Land Reclamation & Conservation | | Self-Liquidating 646,000.00 | | Balance January 1, 1985 | 268,200.00 |
| Other Recreational Services | 185,530.57 | Other 3,951,200.00 | | Transfers From Taxes or Liens | |
| EDUCATION (excluding schools) | | Total 4,931,558.00 | | Sale for Cash (1985) | |
| Libraries | 148,000.00 | EQUALIZED VALUATION BASIS | | Cancelled, Abated or Adjusted (1985) | |
| Other Educational Services | | FOR NET DEBT COMPUTATION | | Balance December 31, 1985 | 268,200.00 |
| STATUTORY EXPENDITURES | | REAL PROPERTY VALUATIONS | | CURRENT FINANCES DECEMBER 31, 1985 | |
| Pensions & F. I. C. A. | 300,313.17 | Code Class # of Parcels % VAL'N ASSESSED VALUATION | | ASSETS | |
| Employee Fringe Benefits | 124,000.00 | 1 Vacant Land 113 1.38 5,113,000.00 | | Cash Dec. 31, 1985 | 726,073.50 |
| Other Statutory Expenditures | 2,000.00 | 2 Residential 4465 69.13 255,752,050.00 | | Taxes Receivable | 256,510.04 |
| CETA And Other Public Employment Programs | 5,441,800.88 | 3 Farm 5 .16 596,600.00 | | Tax Title Liens | 31,446.91 |
| MUNICIPAL FUNCTIONS TOTAL | 64,000.00 | 4a Commercial 200 13.70 50,697,700.00 | | Foreclosed Property | 268,200.00 |
| CAPITAL IMPROVEMENTS *MEMO* | | 4b Industrial 67 12.35 45,698,500.00 | | Emergencies & Other Deferred Charges | 99,820.54 |
| DEBT SERVICE | | 4c Apartments 16 3.28 12,125,300.00 | | State and Federal Aid Receivable | 11,504.07 |
| Principal Payments | 638,000.00 | Total 4866 369,983,150.00 | | Other Receivables | |
| Interest Payments | 378,280.83 | Land Area 2.50 Sq. Miles | | Total | 1,393,555.06 |
| DEFERRED CHARGES | 73,187.68 | Net Valuation Taxable-Municipal | | LIABILITIES, RESERVES, AND SURPLUS | |
| SCHOOL, COUNTY, SPECIAL DISTRICT TAXES | 8,638,523.32 | Net Valuation Taxable-County | | Cash Liabilities | 436,943.54 |
| RESERVE FOR UNCOLLECTED TAXES | 350,716.25 | State Equalized Valuation | | Reserves for Receivables | 556,156.95 |
| EXPENDITURES TOTAL | 15,520,508.96 | State Equalization Ratio | | Surplus Dec. 31, 1985 | 400,454.57 |
| | | | | Total | 1,393,555.06 |

1703
 Population 1980 **1,290**
 Population 1985 **1,281**
 S & P Rating
 Moody Rating

General Tax Rate Per \$100. **2.49**
 State Equalized Tax Rate **2.03**

ELSINBORO TOWNSHIP – SALEM COUNTY
Form of Government:
Township Committee
Number of Members on Governing Body – 3

PER CAPITA:
 Gross Debt **24.98**
 Net Debt
 Debt Service
 Total Tax Levy **457.33**
 Municipal Expenditures **168.55**
 PER CENT:
 Gross Debt **.12**
 Net Debt
 Tax Levy Collected **95.65**
 Tax Levy Cancelled, Abated or Adjusted **.02**

| EXPENDITURES | | REVENUES-REALIZED | | 1985 PROPERTY TAX | |
|--|-------------------|---|----------------------|---|-------------------|
| GENERAL GOVERNMENT | | | | STATE EQUALIZED TAX RATE → 1.25 | |
| Governing Body & Public Boards | | 1985 Property Taxes Collected | 560,935.16 | Local District School Taxes | 359,087.00 |
| Municipal Clerk | | 1985 Payments in Lieu of Taxes | | Regional & Consolidated School Tax | |
| Financial Administration | 11,350.00 | Delinquent Tax & Lien Collections | 25,516.73 | School Taxes in Municipal Budget | |
| Assessment of Taxes | 6,700.00 | Business Personality Replacement Taxes | 8,728.88 | County Taxes | 225,263.32 |
| Collection of Taxes | 5,850.00 | Taxes from Public Utilities | 81,163.00 | County Library Taxes | |
| Planning, Housing & Development | 1,550.00 | Other Miscellaneous Tax Revenues | | Local Municipal Purpose Taxes | |
| Human Resources | | State Aid Revenues | 8,157.11 | Veteran & Senior Citizen Taxes | 24,900.00 |
| Elections | | Federal Aid Revenues | | Total Taxes for Rate Computation | 2.03 |
| General Administration (other) | 37,500.00 | State and Local Fiscal Assistance Act Utilized | 5,254.00 | Special District Taxes | |
| JUDICIARY | | Sale of Acquired Property | | Bank Corp. Taxes | |
| Municipal Courts | | Other Miscellaneous Revenues | 30,583.35 | Added and Omitted Taxes | 1,488.20 |
| PUBLIC SAFETY | | Total | 720,338.23 | Total Taxes Levied - ABSTRACT | 585,838.52 |
| Fire Protection | 15,500.00 | Prior Years Surplus Appropriated | 107,161.36 | Total Taxes Billed | 586,441.11 |
| Police Protection | 37,600.00 | REVENUES TOTAL | 827,499.59 | 1985 TAXES COLLECTED | 560,935.16 |
| Civil Defense & Disaster Control | 2,500.00 | Reserve For Uncollected Taxes | 28,454.35 | 1985 Taxes Cancelled, Abated or Adjusted | 104.58 |
| Environmental Inspection & Control | 3,100.00 | | | Transfer to Tax Title Liens or Foreclosed | |
| Other Public Safety | | | | Balance Outstanding Dec. 31, 1985 | 25,400.87 |
| PUBLIC WORKS | | CAPITAL OUTLAY TOTAL | | PRIOR YEARS TAXES OUTSTANDING | |
| Streets and Drainage | 27,800.00 | Public Enterprises | | Balance January 1, 1985 | 25,516.73 |
| Sewers and Sewage Processing | | Recreation—Culture | | Collected in 1985 | 25,516.73 |
| Garbage and Trash Disposal | 20,204.00 | Public Works | | Cancelled, Abated or Adjusted 1985 | |
| Public Buildings and Grounds | | Buildings and Grounds | | Transfers to Tax Title Liens or Foreclosed | |
| Other Public Works | | Library and Education | | Balance December 31, 1985 | |
| HEALTH and WELFARE | | Conservation | | TAX TITLE LIENS OUTSTANDING | |
| Health Services Except Environmental | 450.00 | All Other | | Balance January 1, 1985 | |
| Welfare-Public Assistance | 4,200.00 | | | Transfer From Taxes | |
| Hospitals, Clinics, First Aid | 300.00 | CAPITAL DEBT AUTHORIZED, DECEMBER 31, 1985 | | Redeemed in 1985 | |
| Animal, Insect, & Rodent Control | 1,250.00 | ISSUED AND UNISSUED | | Cancelled, Abated or Adjusted (1985) | |
| Other Welfare Services | | School | 32,000 | Transfers to Foreclosed Property | |
| RECREATION and CONSERVATION | | Self-liquidating | | Balance December 31, 1985 | |
| Beaches and Boardwalks | | Other | | PROPERTY ACQUIRED BY DEED OR FORECLOSURE | |
| Parks, Playgrounds, Shade Trees | | Total | 32,000 | Balance January 1, 1985 | 4,200.00 |
| Land Reclamation & Conservation | | | | Transfers From Taxes or Liens | |
| Other Recreational Services | | ISSUED AND OUTSTANDING | | Sale for Cash (1985) | |
| EDUCATION (excluding schools) | | School | 32,000.00 | Cancelled, Abated or Adjusted (1985) | |
| Libraries | | Self-Liquidating | | Balance December 31, 1985 | 4,200.00 |
| Other Educational Services | | Other | | | |
| STATUTORY EXPENDITURES | | Total | 32,000.00 | CURRENT FINANCES DECEMBER 31, 1985 | |
| Pensions & F. I. C. A. | 11,300.00 | EQUALIZED VALUATION BASIS | | ASSETS | |
| Employee Fringe Benefits | | FOR NET DEBT COMPUTATION | 26,378,317 | Cash Dec. 31, 1985 | 286,230.76 |
| Other Statutory Expenditures | 300.00 | REAL PROPERTY VALUATIONS | | Taxes Receivable | 25,400.87 |
| CETA And Other Public Employment Programs | | Code Class # of Parcels % VAL'N | | Tax Title Liens | |
| MUNICIPAL FUNCTIONS | | 1 Vacant Land 153 1.92 | 447,800.00 | Foreclosed Property | 4,200.00 |
| CAPITAL IMPROVEMENTS | *MEMO* | 2 Residential 508 78.77 | 18,335,400.00 | Emergencies & Other Deferred Charges | |
| DEBT SERVICE | | 3 Farm 166 13.95 | 3,247,800.00 | State and Federal Aid Receivable | |
| Principal Payments | | 4a Commercial 11 5.35 | 1,246,400.00 | Other Receivables | 542.12 |
| Interest Payments | | 4b Industrial | | Total | 316,373.75 |
| | | 4c Apartments | | LIABILITIES, RESERVES, AND SURPLUS | |
| DEFERRED CHARGES | | Total 838 | 23,277,400.00 | Cash Liabilities | 178,983.15 |
| SCHOOL, COUNTY, SPECIAL DISTRICT TAXES | 584,350.32 | Land Area 13.00 Sq. Miles | | Reserves for Receivables | 30,142.99 |
| RESERVE FOR UNCOLLECTED TAXES | 28,454.35 | Net Valuation Taxable-Municipal | 23,494,554 | Surplus Dec. 31, 1985 | 107,247.61 |
| EXPENDITURES | | Net Valuation Taxable-County | 28,729,513 | Total | 316,373.75 |
| TOTAL | 800,258.67 | State Equalized Valuation | 28,746,876 | | |
| | | State Equalization Ratio | 81.59 | | |

0214
Population 1980 7,793
Population 1985 7,557
S & P Rating
Moody Rating A1

General Tax Rate Per \$100. 4.07
State Equalized Tax Rate 2.28

EMERSON BOROUGH – BERGEN COUNTY
Form of Government:
Borough Council
Number of Members on Governing Body – 6

PER CAPITA:
Gross Debt 342.45
Net Debt 311.35
Debt Service 41.28
Total Tax Levy 937.45
Municipal Expenditures 369.98
PER CENT:
Gross Debt .93
Net Debt .84
Tax Levy Collected 98.19
Tax Levy Cancelled, Abated or Adjusted

| EXPENDITURES | | REVENUES-REALIZED | | 1985 PROPERTY TAX | |
|---|--------------|--|--------------|--|-------------------|
| GENERAL GOVERNMENT | | | | STATE EQUALIZED TAX RATE → 1.49 | 4,620,513.00 |
| Governing Body & Public Boards | | 1985 Property Taxes Collected | 6,946,823.09 | Local District School Taxes | |
| Municipal Clerk | | 1985 Payments in Lieu of Taxes | | Regional & Consolidated School Tax | |
| Financial Administration | 33,245.00 | Delinquent Tax & Lien Collections | 140,883.34 | School Taxes in Municipal Budget | |
| Assessment of Taxes | 10,420.00 | Business Personalty Replacement Taxes | 71,940.76 | County Taxes | .36 1,121,790.09 |
| Collection of Taxes | 18,270.00 | Taxes from Public Utilities | 483,337.00 | County Library Taxes | |
| Planning, Housing & Development | 11,530.00 | Other Miscellaneous Tax Revenues | | Local Municipal Purpose Taxes | .43 1,319,845.49 |
| Human Resources | | State Aid Revenues | 76,803.86 | Veteran & Senior Citizen Taxes | 75,500.00 |
| Elections | 2,070.00 | Federal Aid Revenues | | Total Taxes for Rate Computation | 2.28 7,137,648.58 |
| General Administration (other) | 260,658.00 | State and Local Fiscal Assistance Act Utilized | 45,986.00 | Special District Taxes | |
| JUDICIARY | | Sale of Acquired Property | | Bank Corp. Taxes | 10,923.21 |
| Municipal Courts | 23,745.00 | Other Miscellaneous Revenues | 650,524.97 | Added and Omitted Taxes | 11,262.14 |
| PUBLIC SAFETY | | Total | 8,416,299.02 | Total Taxes Levied - ABSTRACT | 7,084,333.93 |
| Fire Protection | 115,525.00 | Prior Years Surplus Appropriated | 37,000.00 | Total Taxes Billed | 7,074,562.03 |
| Police Protection | 721,178.00 | REVENUES TOTAL | 8,453,299.02 | 1985 TAXES COLLECTED | 6,946,823.09 |
| Civil Defense & Disaster Control | 6,500.00 | Reserve For Uncollected Taxes | 239,454.57 | 1985 Taxes Cancelled, Abated or Adjusted | 256.41 |
| Environmental Inspection & Control | 39,050.00 | | | Transfer to Tax Title Liens or Foreclosed | 179.08 |
| Other Public Safety | | CAPITAL OUTLAY TOTAL | 416,427.55 | Balance Outstanding Dec. 31, 1985 | 127,303.45 |
| PUBLIC WORKS | | | | PRIOR YEARS TAXES OUTSTANDING | |
| Streets and Drainage | 177,097.00 | Public Enterprises | | Balance January 1, 1985 | 142,264.16 |
| Sewers and Sewage Processing | | Recreation—Culture | 928.85 | Collected in 1985 | 140,779.34 |
| Garbage and Trash Disposal | 214,655.00 | Public Works | 334,497.52 | Cancelled, Abated or Adjusted 1985 | |
| Public Buildings and Grounds | 165,203.00 | Buildings and Grounds | 60,530.76 | Transfers to Tax Title Liens or Foreclosed | |
| Other Public Works | 43,000.00 | Library and Education | 20,470.42 | Balance December 31, 1985 | 1,484.82 |
| HEALTH and WELFARE | | Conservation | | TAX TITLE LIENS OUTSTANDING | |
| Health Services Except Environmental | 33,481.00 | All Other | | Balance January 1, 1985 | 1,640.82 |
| Welfare-Public Assistance | 3,540.00 | | | Transfer From Taxes | 179.08 |
| Hospitals, Clinics, First Aid | | CAPITAL DEBT AUTHORIZED, DECEMBER 31, 1985 | | Redeemed in 1985 | 104.00 |
| Animal, Insect, & Rodent Control | 2,100.00 | ISSUED AND UNISSUED GROSS DEBT NET DEBT | | Cancelled, Abated or Adjusted (1985) | |
| Other Welfare Services | | School 235,000 | | Transfers to Foreclosed Property | |
| RECREATION and CONSERVATION | | Self-liquidating 2,352,899 | 2,352,899 | Balance December 31, 1985 | 1,715.90 |
| Beaches and Boardwalks | | Other 2,587,899 | 2,352,899 | PROPERTY ACQUIRED BY DEED OR FORECLOSURE | |
| Parks, Playgrounds, Shade Trees | 1,450.00 | | | Balance January 1, 1985 | 19,500.00 |
| Land Reclamation & Conservation | 32,125.00 | ISSUED AND OUTSTANDING | | Transfers From Taxes or Liens | |
| Other Recreational Services | | School 235,000.00 | | Sale for Cash (1985) | |
| EDUCATION (excluding schools) | | Self-Liquidating 1,938,850.00 | | Cancelled, Abated or Adjusted (1985) | 6,300.00 |
| Libraries | 68,300.00 | Other 2,173,850.00 | | Balance December 31, 1985 | 13,200.00 |
| Other Educational Services | | Total | | CURRENT FINANCES DECEMBER 31, 1985 | |
| STATUTORY EXPENDITURES | | EQUALIZED VALUATION BASIS FOR NET DEBT COMPUTATION | 278,590,449 | ASSETS | |
| Pensions & F. I. C. A. | 140,287.88 | REAL PROPERTY VALUATIONS | | Cash Dec. 31, 1985 | 2,788,322.93 |
| Employee Fringe Benefits | 87,760.00 | Code Class # of Parcels % VAL'N ASSESSED VALUATION | | Taxes Receivable | 128,788.27 |
| Other Statutory Expenditures | | 1 Vacant Land 110 1.05 1,811,600.00 | | Tax Title Liens | 1,715.90 |
| CETA And Other Public Employment Programs | | 2 Residential 2124 81.07 140,160,120.00 | | Foreclosed Property | 13,200.00 |
| MUNICIPAL FUNCTIONS TOTAL | 2,211,189.88 | 3 Farm 2 .04 68,900.00 | | Emergencies & Other Deferred Charges | 59,258.64 |
| CAPITAL IMPROVEMENTS *MEMO* | 28,000.00 | 4a Commercial 109 17.23 29,784,200.00 | | State and Federal Aid Receivable | 2,202.00 |
| DEBT SERVICE | | 4b Industrial 10 .61 1,056,700.00 | | Other Receivables | 37,725.12 |
| Principal Payments | 164,000.00 | 4c Apartments | | Total | 3,031,212.86 |
| Interest Payments | 147,957.47 | Total 2355 172,881,520.00 | | LIABILITIES, RESERVES, AND SURPLUS | |
| DEFERRED CHARGES | 33,374.14 | Land Area 2.20 Sq. Miles | | Cash Liabilities | 2,583,223.30 |
| SCHOOL, COUNTY, SPECIAL DISTRICT TAXES | 5,742,303.09 | Net Valuation Taxable-Municipal | 173,545,452 | Reserves for Receivables | 181,429.29 |
| RESERVE FOR UNCOLLECTED TAXES | 239,454.57 | Net Valuation Taxable-County | 277,388,121 | Surplus Dec. 31, 1985 | 266,560.27 |
| EXPENDITURES TOTAL | 8,538,279.15 | State Equalized Valuation | 309,546,405 | Total | 3,031,212.86 |
| | | State Equalization Ratio | 55.97 | | |

0215

Population 1980 **23,701**
 Population 1985 **23,485**
 S & P Rating **A+**
 Moody Rating **A1**

General Tax Rate Per \$100.

State Equalized Tax Rate

5.37**3.06****ENGLEWOOD CITY - BERGEN COUNTY****Form of Government:****Special Charter - (CH 124 - 1978)****Number of Members on Governing Body - 5**

PER CAPITA:

Gross Debt **746.46**
 Net Debt **542.41**
 Debt Service **135.36**
 Total Tax Levy **1,302.10**
 Municipal Expenditures **924.59**

PER CENT:

Gross Debt **2.03**
 Net Debt **1.48**
 Tax Levy Collected **95.27**
 Tax Levy Cancelled, Abated or Adjusted **.29**

| EXPENDITURES | | REVENUES-REALIZED | | 1985 PROPERTY TAX | |
|---|----------------------|--|-----------------------|---|----------------------|
| GENERAL GOVERNMENT | | | | STATE EQUALIZED TAX RATE 1.26 | |
| Governing Body & Public Boards | 13,705.00 | 1985 Property Taxes Collected | 29,064,211.52 | Local District School Taxes | 12,471,755.50 |
| Municipal Clerk | 93,422.00 | 1985 Payments in Lieu of Taxes | 230,634.06 | Regional & Consolidated School Tax | |
| Financial Administration | 211,808.00 | Delinquent Tax & Lien Collections | 1,227,995.92 | School Taxes in Municipal Budget | .07 |
| Assessment of Taxes | 293,174.00 | Business Personalty Replacement Taxes | 648,290.56 | County Taxes | .36 |
| Collection of Taxes | 72,331.00 | Taxes from Public Utilities | 2,076,400.00 | County Library Taxes | |
| Planning, Housing & Development | 60,548.00 | Other Miscellaneous Tax Revenues | | Local Municipal Purpose Taxes | 1.35 |
| Human Resources | 73,903.75 | State Aid Revenues | 330,173.90 | Veteran & Senior Citizen Taxes | |
| Elections | | Federal Aid Revenues | | Total Taxes for Rate Computation | 3.04 |
| General Administration (other) | 2,199,631.00 | State and Local Fiscal Assistance Act Utilized | 487,292.34 | Special District Taxes | |
| JUDICIARY | | Sale of Acquired Property | 15,300.00 | Bank Corp. Taxes | 99,589.56 |
| Municipal Courts | 172,300.00 | Other Miscellaneous Revenues | 2,115,000.82 | Added and Omitted Taxes | 335,776.39 |
| PUBLIC SAFETY | | Total | 36,195,299.12 | Total Taxes Levied - ABSTRACT | 30,579,756.51 |
| Fire Protection | 1,666,507.00 | Prior Years Surplus Appropriated | 1,500,000.00 | Total Taxes Billed | 30,508,440.66 |
| Police Protection | 3,378,552.34 | REVENUES | 37,695,299.12 | 1985 TAXES COLLECTED | 29,064,211.52 |
| Civil Defense & Disaster Control | 4,600.00 | Reserve For Uncollected Taxes | 1,885,836.93 | 1985 Taxes Cancelled, Abated or Adjusted | 88,783.35 |
| Environmental Inspection & Control | 254,654.00 | CAPITAL OUTLAY | 1,529,109.08 | Transfer to Tax Title Liens or Foreclosed | 67,712.13 |
| Other Public Safety | | Total | | Balance Outstanding Dec. 31, 1985 | 1,287,733.66 |
| PUBLIC WORKS | | Public Enterprises | | PRIOR YEARS TAXES OUTSTANDING | |
| Streets and Drainage | 1,190,070.00 | Recreation—Culture | 51,692.25 | Balance January 1, 1985 | 1,110,041.30 |
| Sewers and Sewage Processing | 927,455.00 | Public Works | 538,136.50 | Collected in 1985 | 1,088,002.12 |
| Garbage and Trash Disposal | 1,029,059.40 | Buildings and Grounds | 1,618.17 | Cancelled, Abated or Adjusted 1985 | |
| Public Buildings and Grounds | 629,053.00 | Library and Education | 937,662.16 | Transfers to Tax Title Liens or Foreclosed | |
| Other Public Works | 316,013.00 | Conservation | | Balance December 31, 1985 | 22,039.18 |
| HEALTH and WELFARE | | All Other | | TAX TITLE LIENS OUTSTANDING | |
| Health Services Except Environmental | 391,018.00 | CAPITAL DEBT AUTHORIZED, DECEMBER 31, 1985 | | Balance January 1, 1985 | 299,984.94 |
| Welfare-Public Assistance | 178,956.00 | ISSUED AND UNISSUED | | Transfer From Taxes | 67,712.13 |
| Hospitals, Clinics, First Aid | | School | 4,792,000 | Redeemed in 1985 | 139,993.80 |
| Animal, Insect, & Rodent Control | 64,280.00 | Self-liquidating | | Cancelled, Abated or Adjusted (1985) | |
| Other Welfare Services | 48,000.00 | Other | 12,738,600 | Transfers to Foreclosed Property | |
| RECREATION and CONSERVATION | | Total | 17,530,600 | Balance December 31, 1985 | 227,703.27 |
| Beaches and Boardwalks | | ISSUED AND OUTSTANDING | | PROPERTY ACQUIRED BY DEED OR FORECLOSURE | |
| Parks, Playgrounds, Shade Trees | 190,564.00 | School | 4,743,804.00 | Balance January 1, 1985 | 108,379.00 |
| Land Reclamation & Conservation | 4,620.00 | Self-Liquidating | | Transfers From Taxes or Liens | |
| Other Recreational Services | 234,969.00 | Other | 11,911,300.00 | Sale for Cash (1985) | 15,300.00 |
| EDUCATION (excluding schools) | | Total | 16,655,104.00 | Cancelled, Abated or Adjusted (1985) | 15,000.00 |
| Libraries | 583,000.00 | EQUALIZED VALUATION BASIS | | Balance December 31, 1985 | 78,079.00 |
| Other Educational Services | | FOR NET DEBT COMPUTATION | 863,596,509 | CURRENT FINANCES DECEMBER 31, 1985 | |
| STATUTORY EXPENDITURES | | REAL PROPERTY VALUATIONS | | ASSETS | |
| Pensions & F. I. C. A. | 1,674,200.00 | Code Class # of Parcels % VAL'N | | Cash Dec. 31, 1985 | 7,951,133.57 |
| Employee Fringe Benefits | 630,000.00 | 1 Vacant Land 294 1.27 | 6,959,700.00 | Taxes Receivable | 1,309,772.84 |
| Other Statutory Expenditures | 30,000.00 | 2 Residential 5367 68.79 | 377,860,200.00 | Tax Title Liens | 227,703.27 |
| CETA And Other Public Employment Programs | | 3 Farm | | Foreclosed Property | 78,079.00 |
| MUNICIPAL FUNCTIONS | | 4a Commercial 455 13.64 | 74,934,500.00 | Emergencies & Other Deferred Charges | 225,000.00 |
| CAPITAL IMPROVEMENTS *MEMO* | 85,000.00 | 4b Industrial 142 11.79 | 64,760,800.00 | State and Federal Aid Receivable | |
| DEBT SERVICE | | 4c Apartments 65 4.51 | 24,789,200.00 | Other Receivables | 47,099.10 |
| Principal Payments | 1,781,070.00 | Total 6323 | 549,304,400.00 | Total | 9,838,787.78 |
| Interest Payments | 1,397,808.89 | Land Area 4.90 Sq. Miles | | LIABILITIES, RESERVES, AND SURPLUS | |
| TYPE I SCHL. DEBT *MEMO | 714,058.20 | Net Valuation Taxable-Municipal | 561,874,549 | Cash Liabilities | 4,485,457.61 |
| DEFERRED CHARGES | 32,806.90 | Net Valuation Taxable-County | 888,857,214 | Reserves for Receivables | 1,662,654.21 |
| SCHOOL, COUNTY, SPECIAL DISTRICT TAXES | 16,802,706.51 | State Equalized Valuation | 977,277,560 | Surplus Dec. 31, 1985 | 3,690,675.96 |
| RESERVE FOR UNCOLLECTED TAXES | 1,885,836.93 | State Equalization Ratio | 56.94 | Total | 9,838,787.78 |
| EXPENDITURES | | | | | |
| TOTAL | 38,516,622.72 | | | | |

1985/3000

* ABOVE DEBT SERVICE INCLUDES TYPE I SCHOOL DEBT

0216
 Population 1980 5,698
 Population 1985 5,741
 S & P Rating
 Moody Rating AA1
 General Tax Rate Per \$100. 2.55
 State Equalized Tax Rate .94

ENGLEWOOD CLIFFS BORO. — BERGEN CO.
 Form of Government:
 Borough Council
 Number of Members on Governing Body — 6

PER CAPITA:
 Gross Debt 638.50
 Net Debt 586.24
 Debt Service 91.37
 Total Tax Levy 1,452.82
 Municipal Expenditures 743.25
 PER CENT:
 Gross Debt .51
 Net Debt .47
 Tax Levy Collected 98.11
 Tax Levy Cancelled, Abated or Adjusted .30

| EXPENDITURES | | REVENUES-REALIZED | | 1985 PROPERTY TAX | |
|---|---------------|--|--------------------|--|------------------|
| GENERAL GOVERNMENT | | | | STATE EQUALIZED TAX RATE | |
| Governing Body & Public Boards | 11,000.00 | 1985 Property Taxes Collected | 8,143,829.55 | Local District School Taxes | .37 3,210,239.00 |
| Municipal Clerk | | 1985 Payments in Lieu of Taxes | | Regional & Consolidated School Tax | |
| Financial Administration | 15,200.00 | Delinquent Tax & Lien Collections | 262,938.61 | School Taxes in Municipal Budget | |
| Assessment of Taxes | 22,648.00 | Business Personalty Replacement Taxes | 296,197.32 | County Taxes | .31 2,718,686.48 |
| Collection of Taxes | 51,800.00 | Taxes from Public Utilities | 596,097.00 | County Library Taxes | |
| Planning, Housing & Development | 23,281.00 | Other Miscellaneous Tax Revenues | | Local Municipal Purpose Taxes | .26 2,313,628.13 |
| Human Resources | | State Aid Revenues | 40,044.01 | Veteran & Senior Citizen Taxes | 31,750.00 |
| Elections | | Federal Aid Revenues | | Total Taxes for Rate Computation | .94 8,274,303.61 |
| General Administration (other) | 288,816.67 | State and Local Fiscal Assistance Act Utilized | 45,415.71 | Special District Taxes | |
| JUDICIARY | | Sale of Acquired Property | | Bank Corp. Taxes | 46,441.94 |
| Municipal Courts | 37,436.00 | Other Miscellaneous Revenues | 499,297.05 | Added and Omitted Taxes | 51,634.54 |
| PUBLIC SAFETY | | Total | 9,883,819.25 | Total Taxes Levied - ABSTRACT | 8,340,630.09 |
| Fire Protection | 101,180.00 | Prior Years Surplus Appropriated | 400,000.00 | Total Taxes Billed | 8,300,708.82 |
| Police Protection | 1,143,909.00 | REVENUES TOTAL | 10,283,819.25 | 1985 TAXES COLLECTED | 8,143,829.55 |
| Civil Defense & Disaster Control | 600.00 | Reserve For Uncollected Taxes | 284,000.00 | 1985 Taxes Cancelled, Abated or Adjusted | 25,233.19 |
| Environmental Inspection & Control | 24,150.00 | CAPITAL OUTLAY TOTAL | 242,567.19 | Transfer to Tax Title Liens or Foreclosed | |
| Other Public Safety | | | | Balance Outstanding Dec. 31, 1985 | 131,646.08 |
| PUBLIC WORKS | | | | PRIOR YEARS TAXES OUTSTANDING | |
| Streets and Drainage | 475,740.00 | Public Enterprises | | Balance January 1, 1985 | 262,938.61 |
| Sewers and Sewage Processing | 306,233.00 | Recreation—Culture | 26,745.72 | Collected in 1985 | 262,938.61 |
| Garbage and Trash Disposal | 116,729.04 | Public Works | 192,905.66 | Cancelled, Abated or Adjusted 1985 | |
| Public Buildings and Grounds | 52,975.00 | Buildings and Grounds | 22,915.81 | Transfers to Tax Title Liens or Foreclosed | |
| Other Public Works | 95,000.00 | Library and Education | | Balance December 31, 1985 | |
| HEALTH and WELFARE | | Conservation | | TAX TITLE LIENS OUTSTANDING | |
| Health Services Except Environmental | 29,518.00 | All Other | | Balance January 1, 1985 | |
| Welfare-Public Assistance | 2,950.00 | CAPITAL DEBT AUTHORIZED, DECEMBER 31, 1985 | | Transfer From Taxes | |
| Hospitals, Clinics, First Aid | | ISSUED AND UNISSUED | | Redeemed in 1985 | |
| Animal, Insect, & Rodent Control | | School | 300,000 | Cancelled, Abated or Adjusted (1985) | |
| Other Welfare Services | | Self-liquidating | | Transfers to Foreclosed Property | |
| RECREATION and CONSERVATION | | Other | 3,365,625 | Balance December 31, 1985 | |
| Beaches and Boardwalks | | Total | 3,665,625 | PROPERTY ACQUIRED BY DEED OR | |
| Parks, Playgrounds, Shade Trees | 83,600.00 | | | FORECLOSURE | |
| Land Reclamation & Conservation | | ISSUED AND OUTSTANDING | | Balance January 1, 1985 | 39,528.00 |
| Other Recreational Services | 6,200.00 | School | 300,000.00 | Transfers From Taxes or Liens | |
| EDUCATION (excluding schools) | | Self-Liquidating | | Sale for Cash (1985) | |
| Libraries | 62,634.00 | Other | 2,741,750.00 | Cancelled, Abated or Adjusted (1985) | |
| Other Educational Services | | Total | 3,041,750.00 | Balance December 31, 1985 | 39,528.00 |
| STATUTORY EXPENDITURES | | EQUALIZED VALUATION BASIS | | CURRENT FINANCES DECEMBER 31, 1985 | |
| Pensions & F. I. C. A. | 196,351.46 | FOR NET DEBT COMPUTATION | 718,617,989 | ASSETS | |
| Employee Fringe Benefits | 100,500.00 | REAL PROPERTY VALUATIONS | | Cash Dec. 31, 1985 | 1,137,854.75 |
| Other Statutory Expenditures | 10,000.00 | Code Class # of Parcels % VAL'N | ASSESSED VALUATION | Taxes Receivable | 131,646.08 |
| CETA And Other Public Employment Programs | | 1 Vacant Land 176 2.61 | 8,423,600.00 | Tax Title Liens | |
| MUNICIPAL FUNCTIONS TOTAL | 3,258,451.17 | 2 Residential 1761 49.02 | 158,180,000.00 | Foreclosed Property | 39,528.00 |
| CAPITAL IMPROVEMENTS *MEMO* | 100,000.00 | 3 Farm | | Emergencies & Other Deferred Charges | 2,500.00 |
| DEBT SERVICE | | 4a Commercial 104 48.14 | 155,328,000.00 | State and Federal Aid Receivable | 7,058.82 |
| Principal Payments | 269,000.00 | 4b Industrial 1 .03 | 90,000.00 | Other Receivables | 2,290.51 |
| Interest Payments | 255,544.47 | 4c Apartments 2 .20 | 653,000.00 | Total | 1,320,878.16 |
| | | Total 2044 | 322,674,600.00 | LIABILITIES, RESERVES, AND SURPLUS | |
| DEFERRED CHARGES | 200,000.00 | Land Area 1.80 Sq. Miles | | Cash Liabilities | 390,366.45 |
| SCHOOL, COUNTY, SPECIAL DISTRICT TAXES | 5,928,925.48 | Net Valuation Taxable-Municipal | 323,493,109 | Reserves for Receivables | 173,464.59 |
| RESERVE FOR UNCOLLECTED TAXES | 284,000.00 | Net Valuation Taxable-County | 668,567,348 | Surplus Dec. 31, 1985 | 757,047.12 |
| EXPENDITURES TOTAL | 10,195,921.12 | State Equalized Valuation | 872,912,023 | Total | 1,320,878.16 |
| | | State Equalization Ratio | 37.00 | | |

1312
Population 1980 976
Population 1985 1,087
S & P Rating
Moody Rating

General Tax Rate Per \$100. 2.59
State Equalized Tax Rate 2.67

ENGLISHTOWN BORO. - MONMOUTH CO.
Form of Government:
Borough Council
Number of Members on Governing Body - 6

PER CAPITA:
Gross Debt 1,582.30
Net Debt 578.29
Debt Service
Total Tax Levy 598.48
Municipal Expenditures 314.70
PER CENT:
Gross Debt 8.26
Net Debt 3.02
Tax Levy Collected 93.66
Tax Levy Cancelled, Abated or Adjusted .04

| EXPENDITURES | | REVENUES-REALIZED | | 1985 PROPERTY TAX | |
|---|------------|--|------------|--|------------------|
| GENERAL GOVERNMENT | | | | STATE EQUALIZED TAX RATE | |
| Governing Body & Public Boards | 2,750.00 | 1985 Property Taxes Collected | 607,186.68 | Local District School Taxes | |
| Municipal Clerk | 10,125.00 | 1985 Payments in Lieu of Taxes | | Regional & Consolidated School Tax | 1.71 405,442.23 |
| Financial Administration | 10,865.00 | Delinquent Tax & Lien Collections | 35,072.06 | School Taxes in Municipal Budget | |
| Assessment of Taxes | 4,290.00 | Business Personalty Replacement Taxes | 20,624.48 | County Taxes | .54 * 127,301.45 |
| Collection of Taxes | 4,125.00 | Taxes from Public Utilities | 56,077.00 | County Library Taxes | .02 4,639.02 |
| Planning, Housing & Development | 7,450.00 | Other Miscellaneous Tax Revenues | | Local Municipal Purpose Taxes | .40 94,995.00 |
| Human Resources | | State Aid Revenues | 11,661.96 | Veteran & Senior Citizen Taxes | 10,050.00 |
| Elections | 3,750.00 | Federal Aid Revenues | | Total Taxes for Rate Computation | 2.67 642,427.70 |
| General Administration (other) | 57,724.61 | State and Local Fiscal Assistance Act Utilized | 12,033.00 | Special District Taxes | |
| JUDICIARY | | Sale of Acquired Property | | Bank Corp. Taxes | 4,210.75 |
| Municipal Courts | 11,780.00 | Other Miscellaneous Revenues | 84,726.78 | Added and Omitted Taxes | 13,953.96 |
| PUBLIC SAFETY | | Total | 827,381.96 | Total Taxes Levied - ABSTRACT | 650,542.41 |
| Fire Protection | 10,642.00 | Prior Years Surplus Appropriated | 70,611.61 | Total Taxes Billed | 648,294.09 |
| Police Protection | 44,759.00 | REVENUES TOTAL | 897,993.57 | 1985 TAXES COLLECTED | 607,186.68 |
| Civil Defense & Disaster Control | | Reserve For Uncollected Taxes | 55,349.96 | 1985 Taxes Cancelled, Abated or Adjusted | 285.42 |
| Environmental Inspection & Control | 13,275.00 | CAPITAL OUTLAY TOTAL | 33,048.90 | Transfer to Tax Title Liens or Foreclosed | 3,737.68 |
| Other Public Safety | | Public Enterprises | 29,201.10 | Balance Outstanding Dec. 31, 1985 | 37,084.31 |
| PUBLIC WORKS | | Recreation—Culture | | PRIOR YEARS TAXES OUTSTANDING | |
| Streets and Drainage | 22,383.00 | Public Works | 2,750.00 | Balance January 1, 1985 | 27,599.01 |
| Sewers and Sewage Processing | | Buildings and Grounds | 1,097.80 | Collected in 1985 | 27,181.23 |
| Garbage and Trash Disposal | 42,400.00 | Library and Education | | Cancelled, Abated or Adjusted 1985 | 186.93 |
| Public Buildings and Grounds | 4,017.68 | Conservation | | Transfers to Tax Title Liens or Foreclosed | |
| Other Public Works | 4,800.00 | All Other | | Balance December 31, 1985 | 230.85 |
| HEALTH and WELFARE | | CAPITAL DEBT AUTHORIZED, DECEMBER 31, 1985 | | TAX TITLE LIENS OUTSTANDING | |
| Health Services Except Environmental | | ISSUED AND UNISSUED GROSS DEBT NET DEBT | | Balance January 1, 1985 | 14,735.79 |
| Welfare-Public Assistance | 4,400.00 | School 157,461 | | Transfer From Taxes | 3,737.68 |
| Hospitals, Clinics, First Aid | 500.00 | Self-liquidating 1,312,999 | 379,099 | Redeemed in 1985 | 7,890.83 |
| Animal, Insect, & Rodent Control | 1,000.00 | Other 249,499 | 249,499 | Cancelled, Abated or Adjusted (1985) | 2,447.62 |
| Other Welfare Services | | Total 1,719,960 | 628,599 | Transfers to Foreclosed Property | |
| RECREATION and CONSERVATION | | ISSUED AND OUTSTANDING | | Balance December 31, 1985 | 8,135.02 |
| Beaches and Boardwalks | | School 157,461.93 | | PROPERTY ACQUIRED BY DEED OR | |
| Parks, Playgrounds, Shade Trees | | Self-Liquidating 779,099.02 | | FORECLOSURE | |
| Land Reclamation & Conservation | | Other 35,749.55 | | Balance January 1, 1985 | 100.00 |
| Other Recreational Services | 1,250.00 | Total 972,310.50 | | Transfers From Taxes or Liens | |
| EDUCATION (excluding schools) | | EQUALIZED VALUATION BASIS | | Sale for Cash (1985) | |
| Libraries | | FOR NET DEBT COMPUTATION | 20,821,609 | Cancelled, Abated or Adjusted (1985) | |
| Other Educational Services | | REAL PROPERTY VALUATIONS | | Balance December 31, 1985 | 100.00 |
| STATUTORY EXPENDITURES | | Code Class # of Parcels % VAL'N ASSESSED VALUATION | | CURRENT FINANCES DECEMBER 31, 1985 | |
| Pensions & F. I. C. A. | 11,400.00 | 1 Vacant Land 41 4.79 1,068,690.00 | | ASSETS | |
| Employee Fringe Benefits | 4,100.00 | 2 Residential 240 60.15 13,430,030.00 | | Cash Dec. 31, 1985 | 338,754.20 |
| Other Statutory Expenditures | 2,500.00 | 3 Farm 10 2.01 449,720.00 | | Taxes Receivable | 37,315.16 |
| CETA And Other Public Employment Programs | | 4a Commercial 29 20.31 4,535,100.00 | | Tax Title Liens | 8,135.02 |
| MUNICIPAL FUNCTIONS TOTAL | 280,286.29 | 4b Industrial 5 11.07 2,470,900.00 | | Foreclosed Property | 100.00 |
| CAPITAL IMPROVEMENTS *MEMO* | 2,500.00 | 4c Apartments 2 1.67 372,950.00 | | Emergencies & Other Deferred Charges | |
| DEBT SERVICE | | Total 327 22,327,390.00 | | State and Federal Aid Receivable | |
| Principal Payments | | Land Area .57 Sq. Miles | | Other Receivables | 5,343.34 |
| Interest Payments | | Net Valuation Taxable-Municipal | 24,421,297 | Total | 389,647.72 |
| DEFERRED CHARGES | 6,447.79 | Net Valuation Taxable-County | 23,460,563 | LIABILITIES, RESERVES, AND SURPLUS | |
| SCHOOL, COUNTY, SPECIAL DISTRICT TAXES | 537,382.70 | State Equalized Valuation | 23,747,919 | Cash Liabilities | 68,358.28 |
| RESERVE FOR UNCOLLECTED TAXES | 55,349.96 | State Equalization Ratio | 103.11 | Reserves for Receivables | 50,893.52 |
| EXPENDITURES TOTAL | 879,466.74 | | | Surplus Dec. 31, 1985 | 270,395.92 |
| | | | | Total | 389,647.72 |

0706
 Population 1980 **2,363**
 Population 1985 **2,355**
 S & P Rating
 Moody Rating

General Tax Rate Per \$100.
5.35
 State Equalized Tax Rate
1.93

ESSEX FELS TOWNSHIP – ESSEX COUNTY
Form of Government:
Borough Council
Number of Members on Governing Body – 6

PER CAPITA:
 Gross Debt **155.99**
 Net Debt
 Debt Service
 Total Tax Levy **1,561.11**
 Municipal Expenditures **592.52**
 PER CENT:
 Gross Debt **.22**
 Net Debt
 Tax Levy Collected **99.20**
 Tax Levy Cancelled, Abated or Adjusted

| EXPENDITURES | | REVENUES-REALIZED | | 1985 PROPERTY TAX | |
|---|---------------------|--|--|--|---------------------|
| GENERAL GOVERNMENT | | | | STATE EQUALIZED TAX RATE | |
| Governing Body & Public Boards | | 1985 Property Taxes Collected | | Local District School Taxes | 806,684.00 |
| Municipal Clerk | | 1985 Payments in Lieu of Taxes | | Regional & Consolidated School Tax | 684,598.32 |
| Financial Administration | 32,746.53 | Delinquent Tax & Lien Collections | | School Taxes in Municipal Budget | |
| Assessment of Taxes | 5,980.00 | Business Personalty Replacement Taxes | | County Taxes | 1,764,037.71 |
| Collection of Taxes | 6,131.44 | Taxes from Public Utilities | | County Library Taxes | |
| Planning, Housing & Development | | Other Miscellaneous Tax Revenues | | Local Municipal Purpose Taxes | 419,137.78 |
| Human Resources | 495.00 | State Aid Revenues | | Veteran & Senior Citizen Taxes | 8,400.00 |
| Elections | 465.42 | Federal Aid Revenues | | Total Taxes for Rate Computation | 3,682,857.81 |
| General Administration (other) | 126,681.15 | State and Local Fiscal Assistance Act Utilized | | Special District Taxes | |
| JUDICIARY | | Sale of Acquired Property | | Bank Corp. Taxes | |
| Municipal Courts | 26,407.98 | Other Miscellaneous Revenues | | Added and Omitted Taxes | 1,959.79 |
| PUBLIC SAFETY | | Total | | Total Taxes Levied - ABSTRACT | 3,676,417.60 |
| Fire Protection | 13,620.00 | Prior Years Surplus Appropriated | | Total Taxes Billed | 3,678,501.19 |
| Police Protection | 419,067.00 | REVENUES TOTAL | | 1985 TAXES COLLECTED | 3,649,033.51 |
| Civil Defense & Disaster Control | | Reserve For Uncollected Taxes | | 1985 Taxes Cancelled, Abated or Adjusted | |
| Environmental Inspection & Control | 2,582.80 | CAPITAL OUTLAY TOTAL | | Transfer to Tax Title Liens or Foreclosed | |
| Other Public Safety | | | | Balance Outstanding Dec. 31, 1985 | 29,467.68 |
| PUBLIC WORKS | | | | PRIOR YEARS TAXES OUTSTANDING | |
| Streets and Drainage | 226,046.24 | Public Enterprises | | Balance January 1, 1985 | 45,164.38 |
| Sewers and Sewage Processing | 54,747.64 | Recreation—Culture | | Collected in 1985 | 45,164.38 |
| Garbage and Trash Disposal | | Public Works | | Cancelled, Abated or Adjusted 1985 | |
| Public Buildings and Grounds | 16,406.76 | Buildings and Grounds | | Transfers to Tax Title Liens or Foreclosed | |
| Other Public Works | | Library and Education | | Balance December 31, 1985 | |
| HEALTH and WELFARE | | Conservation | | TAX TITLE LIENS OUTSTANDING | |
| Health Services Except Environmental | 3,910.00 | All Other | | Balance January 1, 1985 | |
| Welfare-Public Assistance | 2,500.00 | CAPITAL DEBT AUTHORIZED, DECEMBER 31, 1985 | | Transfer From Taxes | |
| Hospitals, Clinics, First Aid | | ISSUED AND UNISSUED GROSS DEBT NET DEBT | | Redeemed in 1985 | |
| Animal, Insect, & Rodent Control | | School 367,348 | | Cancelled, Abated or Adjusted (1985) | |
| Other Welfare Services | | Self-liquidating | | Transfers to Foreclosed Property | |
| RECREATION and CONSERVATION | | Other | | Balance December 31, 1985 | |
| Beaches and Boardwalks | | Total 367,348 | | PROPERTY ACQUIRED BY DEED OR | |
| Parks, Playgrounds, Shade Trees | 17,807.00 | ISSUED AND OUTSTANDING | | FORECLOSURE | |
| Land Reclamation & Conservation | | School | | Balance January 1, 1985 | 1,900.00 |
| Other Recreational Services | | Self-Liquidating | | Transfers From Taxes or Liens | |
| EDUCATION (excluding schools) | | Other | | Sale for Cash (1985) | |
| Libraries | | Total 367,348.29 | | Cancelled, Abated or Adjusted (1985) | |
| Other Educational Services | | EQUALIZED VALUATION BASIS FOR NET DEBT COMPUTATION | | Balance December 31, 1985 | 1,900.00 |
| STATUTORY EXPENDITURES | | REAL PROPERTY VALUATIONS | | CURRENT FINANCES DECEMBER 31, 1985 | |
| Pensions & F. I. C. A. | 52,816.91 | Code Class # of Parcels % VAL'N ASSESSED VALUATION | | ASSETS | |
| Employee Fringe Benefits | | 1 Vacant Land 31 .95 648,900.00 | | Cash Dec. 31, 1985 | 1,273,872.09 |
| Other Statutory Expenditures | | 2 Residential 728 96.56 66,193,300.00 | | Taxes Receivable | 29,467.68 |
| CETA And Other Public Employment Programs | | 3 Farm 6 2.49 1,707,200.00 | | Tax Title Liens | |
| MUNICIPAL FUNCTIONS | | 4a Commercial 6 2.49 1,707,200.00 | | Foreclosed Property | 1,900.00 |
| CAPITAL IMPROVEMENTS *MEMO* | 37,500.00 | 4b Industrial | | Emergencies & Other Deferred Charges | 6,400.00 |
| DEBT SERVICE | | 4c Apartments | | State and Federal Aid Receivable | 85,000.00 |
| Principal Payments | | Total 765 68,549,400.00 | | Other Receivables | 65,226.03 |
| Interest Payments | | Land Area 1.30 Sq. Miles | | Total | 1,461,865.80 |
| DEFERRED CHARGES | 1,600.00 | Net Valuation Taxable-Municipal | | LIABILITIES, RESERVES, AND SURPLUS | |
| SCHOOL, COUNTY, SPECIAL DISTRICT TAXES | 3,255,320.03 | Net Valuation Taxable-County | | Cash Liabilities | 894,510.00 |
| RESERVE FOR UNCOLLECTED TAXES | 385,370.89 | State Equalized Valuation | | Reserves for Receivables | 96,593.71 |
| EXPENDITURES TOTAL | 4,650,702.79 | State Equalization Ratio | | Surplus Dec. 31, 1985 | 470,762.09 |
| | | | | Total | 1,461,865.80 |

0109
Population 1980 **848**
Population 1985 **1,006**
S & P Rating
Moody Rating

General Tax Rate Per \$100. **4.32**
State Equalized Tax Rate **1.99**

ESTELL MANOR CITY - ATLANTIC COUNTY
Form of Government:
Small Municipality Plan D (OMCL 50)
Number of Members on Governing Body - 5

PER CAPITA:
Gross Debt **169.98**
Net Debt
Debt Service
Total Tax Levy **809.38**
Municipal Expenditures **408.98**
PER CENT:
Gross Debt **.43**
Net Debt
Tax Levy Collected **86.99**
Tax Levy Cancelled, Abated or Adjusted **.78**

| EXPENDITURES | | REVENUES-REALIZED | | 1985 PROPERTY TAX | |
|---|---------------------|--|--|--|---------------------|
| GENERAL GOVERNMENT | | | | STATE EQUALIZED TAX RATE 1.47 | |
| Governing Body & Public Boards | | 1985 Property Taxes Collected | | Local District School Taxes | 595,703.50 |
| Municipal Clerk | | 1985 Payments in Lieu of Taxes | | Regional & Consolidated School Tax | |
| Financial Administration | 18,250.00 | Delinquent Tax & Lien Collections | | School Taxes in Municipal Budget | |
| Assessment of Taxes | 18,500.00 | Business Personalty Replacement Taxes | | County Taxes | 197,859.07 |
| Collection of Taxes | 18,850.00 | Taxes from Public Utilities | | County Library Taxes | 13,280.98 |
| Planning, Housing & Development | 8,285.00 | Other Miscellaneous Tax Revenues | | Local Municipal Purpose Taxes | |
| Human Resources | | State Aid Revenues | | Veteran & Senior Citizen Taxes | 13,450.00 |
| Elections | | Federal Aid Revenues | | Total Taxes for Rate Computation | 820,293.55 |
| General Administration (other) | 81,750.00 | State and Local Fiscal Assistance Act Utilized | | Special District Taxes | |
| JUDICIARY | | Sale of Acquired Property | | Bank Corp. Taxes | |
| Municipal Courts | 7,420.00 | Other Miscellaneous Revenues | | Added and Omitted Taxes | 7,392.94 |
| PUBLIC SAFETY | | Total | | Total Taxes Levied - ABSTRACT | 814,236.49 |
| Fire Protection | 10,000.00 | Prior Years Surplus Appropriated | | Total Taxes Billed | 816,537.07 |
| Police Protection | 6,750.00 | REVENUES TOTAL | | 1985 TAXES COLLECTED | 710,298.30 |
| Civil Defense & Disaster Control | 1,150.00 | Reserve For Uncollected Taxes | | 1985 Taxes Cancelled, Abated or Adjusted | 6,368.59 |
| Environmental Inspection & Control | 2,650.00 | CAPITAL OUTLAY TOTAL | | Transfer to Tax Title Liens or Foreclosed | 28,145.22 |
| Other Public Safety | | | | Balance Outstanding Dec. 31, 1985 | 71,724.96 |
| PUBLIC WORKS | | | | PRIOR YEARS TAXES OUTSTANDING | |
| Streets and Drainage | 56,008.98 | Public Enterprises | | Balance January 1, 1985 | 83,135.37 |
| Sewers and Sewage Processing | | Recreation—Culture | | Collected in 1985 | 51,598.63 |
| Garbage and Trash Disposal | 21,750.00 | Public Works | | Cancelled, Abated or Adjusted 1985 | 662.86 |
| Public Buildings and Grounds | 10,000.00 | Buildings and Grounds | | Transfers to Tax Title Liens or Foreclosed | 30,873.88 |
| Other Public Works | 1,200.00 | Library and Education | | Balance December 31, 1985 | |
| HEALTH and WELFARE | | Conservation | | TAX TITLE LIENS OUTSTANDING | |
| Health Services Except Environmental | 325.00 | All Other | | Balance January 1, 1985 | 181,150.72 |
| Welfare-Public Assistance | 900.00 | CAPITAL DEBT AUTHORIZED, DECEMBER 31, 1985 | | Transfer From Taxes | 64,509.70 |
| Hospitals, Clinics, First Aid | | ISSUED AND UNISSUED GROSS DEBT NET DEBT | | Redeemed in 1985 | 48,586.91 |
| Animal, Insect, & Rodent Control | 3,895.00 | School Self-liquidating Other Total | | Cancelled, Abated or Adjusted (1985) | |
| Other Welfare Services | | ISSUED AND OUTSTANDING | | Transfers to Foreclosed Property | |
| RECREATION and CONSERVATION | | School Self-Liquidating Other Total | | Balance December 31, 1985 | 197,073.51 |
| Beaches and Boardwalks | | EQUALIZED VALUATION BASIS FOR NET DEBT COMPUTATION | | PROPERTY ACQUIRED BY DEED OR FORECLOSURE | |
| Parks, Playgrounds, Shade Trees | | REAL PROPERTY VALUATIONS | | Balance January 1, 1985 | 274,175.00 |
| Land Reclamation & Conservation | 450.00 | Code Class # of Parcels % VAL'N ASSESSED VALUATION | | Transfers From Taxes or Liens | |
| Other Recreational Services | | 1 Vacant Land 1850 40.94 7,563,295.00 | | Sale for Cash (1985) | |
| EDUCATION (excluding schools) | | 2 Residential 351 45.82 8,463,049.00 | | Cancelled, Abated or Adjusted (1985) | |
| Libraries | | 3 Farm 80 8.04 1,486,049.00 | | Transfers to Foreclosed Property | |
| Other Educational Services | | 4a Commercial 15 3.10 573,320.00 | | Balance December 31, 1985 | 197,073.51 |
| STATUTORY EXPENDITURES | | 4b Industrial 5 1.60 295,240.00 | | PROPERTY ACQUIRED BY DEED OR FORECLOSURE | |
| Pensions & F. I. C. A. | 11,700.00 | 4c Apartments 1 .49 91,180.00 | | Balance January 1, 1985 | 274,175.00 |
| Employee Fringe Benefits | | Total 2302 18,472,133.00 | | Transfers From Taxes or Liens | |
| Other Statutory Expenditures | 2,002.00 | Land Area 53.75 Sq. Miles | | Sale for Cash (1985) | |
| CETA And Other Public Employment Programs | | Net Valuation Taxable-Municipal | | Cancelled, Abated or Adjusted (1985) | |
| MUNICIPAL FUNCTIONS TOTAL | 281,835.98 | Net Valuation Taxable-County | | Balance December 31, 1985 | 274,175.00 |
| CAPITAL IMPROVEMENTS *MEMO* | | State Equalized Valuation | | CURRENT FINANCES DECEMBER 31, 1985 ASSETS | |
| DEBT SERVICE | | State Equalization Ratio | | Cash Dec. 31, 1985 | 724,725.05 |
| Principal Payments | | | | Taxes Receivable | 71,724.96 |
| Interest Payments | | | | Tax Title Liens | 197,073.51 |
| DEFERRED CHARGES | | | | Foreclosed Property | 274,175.00 |
| SCHOOL, COUNTY, SPECIAL DISTRICT TAXES | 806,843.55 | | | Emergencies & Other Deferred Charges | |
| RESERVE FOR UNCOLLECTED TAXES | 129,600.00 | | | State and Federal Aid Receivable | |
| EXPENDITURES TOTAL | 1,218,279.53 | | | Other Receivables | 6,927.49 |
| | | | | Total | 1,274,626.01 |
| | | | | LIABILITIES, RESERVES, AND SURPLUS | |
| | | | | Cash Liabilities | 448,901.09 |
| | | | | Reserves for Receivables | 549,900.96 |
| | | | | Surplus Dec. 31, 1985 | 275,823.96 |
| | | | | Total | 1,274,626.01 |

0313
 Population 1980 **21,508**
 Population 1985 **27,290**
 S & P Rating
 Moody Rating **A**

General Tax Rate Per \$100. **2.64**
 State Equalized Tax Rate **2.07**

EVESHAM TOWNSHIP – BURLINGTON CO.
Form of Government:
Council-Manager Plan B (OMCL 50)
Number of Members on Governing Body – 5

PER CAPITA:
 Gross Debt **689.94**
 Net Debt **354.11**
 Debt Service **25.42**
 Total Tax Levy **623.28**
 Municipal Expenditures **243.87**

PER CENT:
 Gross Debt **2.90**
 Net Debt **1.49**
 Tax Levy Collected **97.58**
 Tax Levy Cancelled, Abated or Adjusted **.16**

| EXPENDITURES | | REVENUES-REALIZED | | 1985 PROPERTY TAX | |
|---|-------------------|--|----------------|--|--------------------|
| GENERAL GOVERNMENT | | | | STATE EQUALIZED TAX RATE | |
| Governing Body & Public Boards | 19,865.00 | 1985 Property Taxes Collected | 16,594,902.51 | Local District School Taxes | .78 5,761,242.50 |
| Municipal Clerk | 97,788.00 | 1985 Payments in Lieu of Taxes | | Regional & Consolidated School Tax | .52 3,869,183.87 |
| Financial Administration | 138,402.00 | Delinquent Tax & Lien Collections | 440,350.45 | School Taxes in Municipal Budget | |
| Assessment of Taxes | 86,116.00 | Business Personalty Replacement Taxes | 100,223.12 | County Taxes | .57 4,205,610.41 |
| Collection of Taxes | 84,589.00 | Taxes from Public Utilities | 1,883,937.00 | County Library Taxes | .03 236,149.27 |
| Planning, Housing & Development | 348,646.67 | Other Miscellaneous Tax Revenues | | Local Municipal Purpose Taxes | .16 1,215,975.00 |
| Human Resources | 14,594.20 | State Aid Revenues | 155,451.17 | Veteran & Senior Citizen Taxes | |
| Elections | | Federal Aid Revenues | | Total Taxes for Rate Computation | 2.06 15,418,811.05 |
| General Administration (other) | 704,090.00 | State and Local Fiscal Assistance Act Utilized | 106,483.14 | Special District Taxes | |
| JUDICIARY | | Sale of Acquired Property | | Bank Corp. Taxes | |
| Municipal Courts | 42,905.00 | Other Miscellaneous Revenues | 1,768,635.18 | Added and Omitted Taxes | |
| PUBLIC SAFETY | | Total | 21,049,982.57 | Total Taxes Levied - ABSTRACT | |
| Fire Protection | | Prior Years Surplus Appropriated | 1,486,436.00 | Total Taxes Billed | 17,009,353.38 |
| Police Protection | 1,389,671.07 | REVENUES | 22,536,418.57 | 1985 TAXES COLLECTED | 16,594,902.51 |
| Civil Defense & Disaster Control | 200.00 | Reserve For Uncollected Taxes | 690,219.71 | 1985 Taxes Cancelled, Abated or Adjusted | 26,665.93 |
| Environmental Inspection & Control | 125,204.00 | CAPITAL OUTLAY | 2,738,636.25 | Transfer to Tax Title Liens or Foreclosed | 14,505.40 |
| Other Public Safety | | TOTAL | | Balance Outstanding Dec. 31, 1985 | 371,170.20 |
| PUBLIC WORKS | | | | PRIOR YEARS TAXES OUTSTANDING | |
| Streets and Drainage | 609,979.59 | Public Enterprises | 10,671.16 | Balance January 1, 1985 | 510,232.01 |
| Sewers and Sewage Processing | | Recreation—Culture | 18,839.78 | Collected in 1985 | 467,042.47 |
| Garbage and Trash Disposal | 867,759.00 | Public Works | 2,567,583.31 | Cancelled, Abated or Adjusted 1985 | 1,403.48 |
| Public Buildings and Grounds | 38,553.00 | Buildings and Grounds | 141,542.00 | Transfers to Tax Title Liens or Foreclosed | 12.73 |
| Other Public Works | | Library and Education | | Balance December 31, 1985 | 41,773.33 |
| HEALTH and WELFARE | | Conservation | | TAX TITLE LIENS OUTSTANDING | |
| Health Services Except Environmental | 11,081.00 | All Other | | Balance January 1, 1985 | 65,000.09 |
| Welfare-Public Assistance | 5,000.00 | CAPITAL DEBT AUTHORIZED, DECEMBER 31, 1985 | | Transfer From Taxes | 14,534.04 |
| Hospitals, Clinics, First Aid | | ISSUED AND UNISSUED | | Redeemed in 1985 | 20,139.13 |
| Animal, Insect, & Rodent Control | | School | 6,162,199 | Cancelled, Abated or Adjusted (1985) | |
| Other Welfare Services | | Self-liquidating | 14,500 | Transfers to Foreclosed Property | |
| RECREATION and CONSERVATION | | Other | 12,651,823 | Balance December 31, 1985 | 59,395.00 |
| Beaches and Boardwalks | | Total | 18,828,523 | PROPERTY ACQUIRED BY DEED OR FORECLOSURE | |
| Parks, Playgrounds, Shade Trees | 50,489.00 | ISSUED AND OUTSTANDING | | Balance January 1, 1985 | 283,780.82 |
| Land Reclamation & Conservation | | School | 6,046,808.98 | Transfers From Taxes or Liens | |
| Other Recreational Services | 137,603.00 | Self-Liquidating | | Sale for Cash (1985) | |
| EDUCATION (excluding schools) | | Other | 10,656,290.00 | Cancelled, Abated or Adjusted (1985) | |
| Libraries | 73,211.00 | Total | 16,703,098.98 | Balance December 31, 1985 | 283,780.82 |
| Other Educational Services | 7,500.00 | EQUALIZED VALUATION BASIS | | CURRENT FINANCES DECEMBER 31, 1985 | |
| STATUTORY EXPENDITURES | | FOR NET DEBT COMPUTATION | 648,266,170 | ASSETS | |
| Pensions & F. I. C. A. | 395,304.29 | REAL PROPERTY VALUATIONS | | Cash Dec. 31, 1985 | 5,284,911.26 |
| Employee Fringe Benefits | | Code Class # of Parcels % VAL'N | | Taxes Receivable | 412,943.53 |
| Other Statutory Expenditures | 10,000.00 | 1 Vacant Land 2331 6.80 | 38,660,300.00 | Tax Title Liens | 59,395.00 |
| CETA And Other Public Employment Programs | | 2 Residential 7048 73.29 | 416,368,100.00 | Foreclosed Property | 283,780.82 |
| MUNICIPAL FUNCTIONS | 5,258,550.82 | 3 Farm 256 1.13 | 6,435,900.00 | Emergencies & Other Deferred Charges | 125,837.00 |
| CAPITAL IMPROVEMENTS | *MEMO* 100,000.00 | 4a Commercial 254 15.05 | 85,514,500.00 | State and Federal Aid Receivable | 79,587.94 |
| DEBT SERVICE | | 4b Industrial 9 .97 | 5,536,500.00 | Other Receivables | 146,954.43 |
| Principal Payments | 336,310.00 | 4c Apartments 8 2.75 | 15,631,800.00 | Total | 6,393,409.98 |
| Interest Payments | 357,442.16 | Total 9906 | 568,147,100.00 | LIABILITIES, RESERVES, AND SURPLUS | |
| DEFERRED CHARGES | 12,794.00 | Land Area 29.65 Sq. Miles | | Cash Liabilities | 2,960,306.71 |
| SCHOOL, COUNTY, SPECIAL DISTRICT TAXES | 14,646,186.05 | Net Valuation Taxable-Municipal | 579,034,304 | Reserves for Receivables | 909,844.58 |
| RESERVE FOR UNCOLLECTED TAXES | 690,219.71 | Net Valuation Taxable-County | 705,086,720 | Surplus Dec. 31, 1985 | 2,523,258.69 |
| EXPENDITURES | | State Equalized Valuation | 736,304,850 | Total | 6,393,409.98 |
| TOTAL | 21,301,502.74 | State Equalization Ratio | 78.32 | | |

1102

Population 1980 **34,842**
 Population 1985 **35,259**
 S & P Rating
 Moody Rating **A**

General Tax Rate Per \$100.

10.32
 State Equalized Tax Rate
2.56

EWING TOWNSHIP – MERCER COUNTY**Form of Government:****Township Committee****Number of Members on Governing Body – 5**

PER CAPITA:

Gross Debt **536.84**
 Net Debt **152.03**
 Debt Service **21.70**
 Total Tax Levy **655.16**
 Municipal Expenditures **359.10**

PER CENT:

Gross Debt **2.32**
 Net Debt **.66**
 Tax Levy Collected **97.15**
 Tax Levy Cancelled, Abated
 or Adjusted **.40**

| EXPENDITURES | | REVENUES-REALIZED | | 1985 PROPERTY TAX | |
|---|----------------------|--|-----------------------|--|---------------------------|
| GENERAL GOVERNMENT | | | | STATE EQUALIZED TAX RATE 1.51 | |
| Governing Body & Public Boards | | 1985 Property Taxes Collected | 22,415,212.12 | Local District School Taxes | 13,498,355.00 |
| Municipal Clerk | | 1985 Payments in Lieu of Taxes | 32,215.00 | Regional & Consolidated School Tax | |
| Financial Administration | 28,207.10 | Delinquent Tax & Lien Collections | 579,312.75 | School Taxes in Municipal Budget | |
| Assessment of Taxes | 63,319.17 | Business Personalty Replacement Taxes | 1,268,157.60 | County Taxes | .71 6,306,184.72 |
| Collection of Taxes | 115,418.47 | Taxes from Public Utilities | 2,320,767.00 | County Library Taxes | .08 725,874.85 |
| Planning, Housing & Development | 34,856.34 | Other Miscellaneous Tax Revenues | 896,495.15 | Local Municipal Purpose Taxes | .26 2,314,022.10 |
| Human Resources | 53,440.23 | State Aid Revenues | 698,604.65 | Veteran & Senior Citizen Taxes | 369,950.00 |
| Elections | 5,864.38 | Federal Aid Revenues | 157,769.98 | Total Taxes for Rate Computation | 2.56 23,214,386.67 |
| General Administration (other) | 718,349.67 | State and Local Fiscal Assistance Act Utilized | 157,769.98 | Special District Taxes | |
| JUDICIARY | | Sale of Acquired Property | 4,401,496.65 | Bank Corp. Taxes | 26,990.09 |
| Municipal Courts | 118,411.05 | Other Miscellaneous Revenues | 4,401,496.65 | Added and Omitted Taxes | 228,791.53 |
| PUBLIC SAFETY | | Total | 32,770,030.90 | Total Taxes Levied - ABSTRACT | 23,100,218.29 |
| Fire Protection | 399,487.32 | Prior Years Surplus Appropriated | 122,000.00 | Total Taxes Billed | 23,073,228.20 |
| Police Protection | 2,235,683.83 | REVENUES TOTAL | 32,892,030.90 | 1985 TAXES COLLECTED | 22,415,212.12 |
| Civil Defense & Disaster Control | 3,124.11 | Reserve For Uncollected Taxes | 929,000.00 | 1985 Taxes Cancelled, Abated or Adjusted | 93,064.34 |
| Environmental Inspection & Control | 94,823.79 | CAPITAL OUTLAY TOTAL | 1,045,098.28 | Transfer to Tax Title Liens or Foreclosed | 36,810.82 |
| Other Public Safety | | | | Balance Outstanding Dec. 31, 1985 | 528,140.89 |
| PUBLIC WORKS | | | | PRIOR YEARS TAXES OUTSTANDING | |
| Streets and Drainage | 1,112,104.99 | Public Enterprises | | Balance January 1, 1985 | 557,695.34 |
| Sewers and Sewage Processing | 3,183,388.58 | Recreation—Culture | | Collected in 1985 | 478,689.70 |
| Garbage and Trash Disposal | 803,530.88 | Public Works | 1,045,098.28 | Cancelled, Abated or Adjusted 1985 | 70,925.45 |
| Public Buildings and Grounds | 182,987.91 | Buildings and Grounds | | Transfers to Tax Title Liens or Foreclosed | 1,094.81 |
| Other Public Works | | Library and Education | | Balance December 31, 1985 | 6,985.38 |
| HEALTH and WELFARE | | Conservation | | TAX TITLE LIENS OUTSTANDING | |
| Health Services Except Environmental | 100,216.35 | All Other | | Balance January 1, 1985 | 187,264.98 |
| Welfare-Public Assistance | 36,049.08 | CAPITAL DEBT AUTHORIZED, DECEMBER 31, 1985 | | Transfer From Taxes | 39,255.21 |
| Hospitals, Clinics, First Aid | | ISSUED AND UNISSUED GROSS DEBT | | Redeemed in 1985 | 91,623.05 |
| Animal, Insect, & Rodent Control | 16,613.44 | School | 13,568,000 | Cancelled, Abated or Adjusted (1985) | 425.23 |
| Other Welfare Services | | Self-liquidating | | Transfers to Foreclosed Property | 38,985.94 |
| RECREATION and CONSERVATION | | Other | 5,360,399 | Balance December 31, 1985 | 95,485.97 |
| Beaches and Boardwalks | | Total | 18,928,399 | PROPERTY ACQUIRED BY DEED OR | |
| Parks, Playgrounds, Shade Trees | 487,196.71 | ISSUED AND OUTSTANDING | | FORECLOSURE | |
| Land Reclamation & Conservation | 546.04 | School | 668.00 | Balance January 1, 1985 | 131,866.06 |
| Other Recreational Services | 129,820.18 | Self-liquidating | | Transfers From Taxes or Liens | 38,985.94 |
| EDUCATION (excluding schools) | | Other | 4,574,575.00 | Sale for Cash (1985) | 4,031.64 |
| Libraries | | Total | 4,575,243.00 | Cancelled, Abated or Adjusted (1985) | 5,928.36 |
| Other Educational Services | | EQUALIZED VALUATION BASIS | | Balance December 31, 1985 | 160,892.00 |
| STATUTORY EXPENDITURES | | FOR NET DEBT COMPUTATION | 816,472,955 | CURRENT FINANCES DECEMBER 31, 1985 | |
| Pensions & F. I. C. A. | 657,757.97 | REAL PROPERTY VALUATIONS | | ASSETS | |
| Employee Fringe Benefits | 379,105.03 | Code Class # of Parcels % VAL'N | | Cash Dec. 31, 1985 | 1,450,065.65 |
| Other Statutory Expenditures | | 1 Vacant Land 1067 1.52 | 3,304,670.00 | Taxes Receivable | 535,126.27 |
| CETA And Other Public Employment Programs | | 2 Residential 9303 65.15 | 141,634,450.00 | Tax Title Liens | 95,485.97 |
| MUNICIPAL FUNCTIONS TOTAL | 10,960,302.62 | 3 Farm 10 .09 | 208,750.00 | Foreclosed Property | 160,892.00 |
| CAPITAL IMPROVEMENTS *MEMO* | | 4a Commercial 454 21.61 | 46,989,560.00 | Emergencies & Other Deferred Charges | 1,139.57 |
| DEBT SERVICE | | 4b Industrial 34 6.25 | 13,587,530.00 | State and Federal Aid Receivable | 18,952.21 |
| Principal Payments | 605,000.00 | 4c Apartments 15 5.37 | 11,683,200.00 | Other Receivables | 272,670.81 |
| Interest Payments | 160,166.00 | Total 10883 | 217,408,160.00 | Total | 2,534,332.48 |
| DEFERRED CHARGES | 6,916.64 | Land Area 15.13 Sq. Miles | | LIABILITIES, RESERVES, AND SURPLUS | |
| SCHOOL, COUNTY, SPECIAL DISTRICT TAXES | 20,530,414.57 | Net Valuation Taxable-Municipal | 221,398,470 | Cash Liabilities | 718,414.62 |
| RESERVE FOR UNCOLLECTED TAXES | 929,000.00 | Net Valuation Taxable-County | 861,407,806 | Reserves for Receivables | 1,017,594.88 |
| EXPENDITURES TOTAL | 33,191,799.83 | State Equalized Valuation | 879,367,747 | Surplus Dec. 31, 1985 | 798,322.98 |
| | | State Equalization Ratio | 24.84 | Total | 2,534,332.48 |

1985/3000



*Includes County Health Service Taxes or County Vocational School Taxes. See Table 13.

1313
Population 1980 5,679
Population 1985 5,543
S & P Rating
Moody Rating A

General Tax Rate Per \$100. 3.89
State Equalized Tax Rate 2.37

FAIR HAVEN BOROUGH - MONMOUTH CO.
Form of Government:
Borough Council
Number of Members on Governing Body - 6

PER CAPITA:
Gross Debt 547.08
Net Debt 390.50
Debt Service 26.47
Total Tax Levy 1,018.10
Municipal Expenditures 320.46
PER CENT:
Gross Debt 1.44
Net Debt 1.03
Tax Levy Collected 97.93
Tax Levy Cancelled, Abated or Adjusted

| EXPENDITURES | | REVENUES-REALIZED | | 1985 PROPERTY TAX | |
|---|--------------|--|--------------|--|--------------|
| GENERAL GOVERNMENT | | | | STATE EQUALIZED TAX RATE | |
| Governing Body & Public Boards | | 1985 Property Taxes Collected | 5,511,578.64 | Local District School Taxes .84 | 1,987,977.00 |
| Municipal Clerk | | 1985 Payments in Lieu of Taxes | | Regional & Consolidated School Tax .59 | 1,387,398.80 |
| Financial Administration | 9,800.00 | Delinquent Tax & Lien Collections | 115,936.81 | School Taxes in Municipal Budget | |
| Assessment of Taxes | 12,941.72 | Business Personalty Replacement Taxes | 24,922.36 | County Taxes .47 | 1,120,600.00 |
| Collection of Taxes | 41,413.95 | Taxes from Public Utilities | 344,105.00 | County Library Taxes .02 | 41,982.61 |
| Planning, Housing & Development | 5,709.22 | Other Miscellaneous Tax Revenues | | Local Municipal Purpose Taxes .45 | 1,053,508.00 |
| Human Resources | | State Aid Revenues | 55,146.26 | Veteran & Senior Citizen Taxes | 45,550.00 |
| Elections | | Federal Aid Revenues | | Total Taxes for Rate Computation 2.37 | 5,637,016.41 |
| General Administration (other) | 123,304.93 | State and Local Fiscal Assistance Act Utilized | 23,155.00 | Special District Taxes | |
| JUDICIARY* | | Sale of Acquired Property | | Bank Corp. Taxes | 15,651.38 |
| Municipal Courts | 12,174.00 | Other Miscellaneous Revenues | 182,968.57 | Added and Omitted Taxes | 36,213.90 |
| PUBLIC SAFETY | | Total | 6,257,812.64 | Total Taxes Levied - ABSTRACT | 5,643,331.69 |
| Fire Protection | 45,690.34 | Prior Years Surplus Appropriated | 150,000.00 | Total Taxes Billed | 5,628,314.03 |
| Police Protection | 433,173.49 | REVENUES TOTAL | 6,407,812.64 | 1985 TAXES COLLECTED | 5,511,578.64 |
| Civil Defense & Disaster Control | 280.00 | Reserve For Uncollected Taxes | 165,692.00 | 1985 Taxes Cancelled, Abated or Adjusted | |
| Environmental Inspection & Control | 19,600.00 | CAPITAL OUTLAY TOTAL | 192,454.42 | Transfer to Tax Title Liens or Foreclosed | |
| Other Public Safety | | | | Balance Outstanding Dec. 31, 1985 | 116,735.39 |
| PUBLIC WORKS | | | | PRIOR YEARS TAXES OUTSTANDING | |
| Streets and Drainage | 254,059.03 | Public Enterprises | | Balance January 1, 1985 | 116,998.49 |
| Sewers and Sewage Processing | | Recreation—Culture | 1,369.27 | Collected in 1985 | 115,936.81 |
| Garbage and Trash Disposal | 146,183.14 | Public Works | 127,109.50 | Cancelled, Abated or Adjusted 1985 | |
| Public Buildings and Grounds | 21,696.71 | Buildings and Grounds | 63,975.65 | Transfers to Tax Title Liens or Foreclosed | 586.79 |
| Other Public Works | 34,761.59 | Library and Education | | Balance December 31, 1985 | 474.89 |
| HEALTH and WELFARE | | Conservation | | TAX TITLE LIENS OUTSTANDING | |
| Health Services Except Environmental | 9,885.00 | All Other | | Balance January 1, 1985 | 326.28 |
| Welfare-Public Assistance | 3,155.12 | CAPITAL DEBT AUTHORIZED, DECEMBER 31, 1985 | | Transfer From Taxes | 717.65 |
| Hospitals, Clinics, First Aid | | ISSUED AND UNISSUED GROSS DEBT NET DEBT | | Redeemed in 1985 | |
| Animal, Insect, & Rodent Control | | School 170,442 | | Cancelled, Abated or Adjusted (1985) | |
| Other Welfare Services | | Self-liquidating 2,862,031 | 2,164,531 | Transfers to Foreclosed Property | |
| RECREATION and CONSERVATION | | Other 3,032,474 | 2,164,531 | Balance December 31, 1985 | 1,043.93 |
| Beaches and Boardwalks | 9,035.34 | ISSUED AND OUTSTANDING | | PROPERTY ACQUIRED BY DEED OR | |
| Parks, Playgrounds, Shade Trees | 500.00 | School 170,442.68 | | FORECLOSURE | |
| Land Reclamation & Conservation | 25,096.76 | Self-Liquidating 2,855,500.00 | | Balance January 1, 1985 | 11,200.00 |
| Other Recreational Services | | Other 3,025,942.68 | | Transfers From Taxes or Liens | |
| EDUCATION (excluding schools) | | Total | | Sale for Cash (1985) | |
| Libraries | 27,609.08 | EQUALIZED VALUATION BASIS | | Cancelled, Abated or Adjusted (1985) | |
| Other Educational Services | | FOR NET DEBT COMPUTATION | 211,028,049 | Balance December 31, 1985 | 11,200.00 |
| STATUTORY EXPENDITURES | | REAL PROPERTY VALUATIONS | | CURRENT FINANCES DECEMBER 31, 1985 | |
| Pensions & F. I. C. A. | 135,242.24 | Code Class # of Parcels % VAL'N ASSESSED VALUATION | | ASSETS | |
| Employee Fringe Benefits | 70,925.25 | 1 Vacant Land 71 .92 1,313,400.00 | | Cash Dec. 31, 1985 | 1,220,710.78 |
| Other Statutory Expenditures | 2,500.00 | 2 Residential 1867 93.27 133,799,500.00 | | Taxes Receivable | 117,210.28 |
| CETA And Other Public Employment Programs | | 3 Farm 59 5.81 8,337,000.00 | | Tax Title Liens | 1,043.93 |
| MUNICIPAL FUNCTIONS TOTAL | 1,444,736.91 | 4a Commercial 59 5.81 8,337,000.00 | | Foreclosed Property | 11,200.00 |
| CAPITAL IMPROVEMENTS *MEMO* | 30,000.00 | 4b Industrial | | Emergencies & Other Deferred Charges | 44,752.92 |
| DEBT SERVICE | | 4c Apartments | | State and Federal Aid Receivable | |
| Principal Payments | 94,000.00 | Total 1997 143,449,900.00 | | Other Receivables | 17,095.27 |
| Interest Payments | 52,717.50 | Land Area 1.55 Sq. Miles | | Total | 1,412,013.18 |
| DEFERRED CHARGES | 19,148.51 | Net Valuation Taxable-Municipal | 143,829,158 | LIABILITIES, RESERVES, AND SURPLUS | |
| SCHOOL, COUNTY, SPECIAL DISTRICT TAXES | 4,537,958.41 | Net Valuation Taxable-County | 211,507,637 | Cash Liabilities | 688,050.79 |
| RESERVE FOR UNCOLLECTED TAXES | 165,692.00 | State Equalized Valuation | 236,006,558 | Reserves for Receivables | 146,549.48 |
| EXPENDITURES TOTAL | 6,314,253.33 | State Equalization Ratio 60.88 | | Surplus Dec. 31, 1985 | 577,412.91 |
| | | | | Total | 1,412,013.18 |

0217
 Population 1980 **32,229**
 Population 1985 **31,288**
 S & P Rating
 Moody Rating

General Tax Rate Per \$100. **3.44**
 State Equalized Tax Rate **1.93**

FAIR LAWN BOROUGH – BERGEN COUNTY
Form of Government:
Council-Manager Plan E (OMCL 50)
Number of Members on Governing Body – 5

PER CAPITA:
 Gross Debt **402.16**
 Net Debt **360.96**
 Debt Service **8.93**
 Total Tax Levy **865.68**
 Municipal Expenditures **387.07**

PER CENT:
 Gross Debt **1.05**
 Net Debt **.94**
 Tax Levy Collected **97.42**
 Tax Levy Cancelled, Abated or Adjusted **1.65**

| EXPENDITURES | | REVENUES-REALIZED | | 1985 PROPERTY TAX | |
|--|----------------------|--|-----------------------|---|----------------------|
| GENERAL GOVERNMENT | | | | STATE EQUALIZED TAX RATE | |
| Governing Body & Public Boards | | 1985 Property Taxes Collected | 26,545,983.55 | Local District School Taxes 1.22 | 17,039,069.50 |
| Municipal Clerk | | 1985 Payments in Lieu of Taxes | | Regional & Consolidated School Tax | |
| Financial Administration | 153,100.00 | Delinquent Tax & Lien Collections | 265,444.99 | School Taxes in Municipal Budget | |
| Assessment of Taxes | 532,325.00 | Business Personalty Replacement Taxes | 758,666.52 | County Taxes | 4,937,351.37 |
| Collection of Taxes | 94,100.00 | Taxes from Public Utilities | 3,193,954.00 | County Library Taxes | |
| Planning, Housing & Development | 72,975.00 | Other Miscellaneous Tax Revenues | | Local Municipal Purpose Taxes | 5,027,337.80 |
| Human Resources | 16,452.00 | State Aid Revenues | 472,994.47 | Veteran & Senior Citizen Taxes | 470,850.00 |
| Elections | | Federal Aid Revenues | | Total Taxes for Rate Computation | 27,474,608.67 |
| General Administration (other) | 986,535.85 | State and Local Fiscal Assistance Act Utilized | 203,631.83 | Special District Taxes | |
| JUDICIARY | | Sale of Acquired Property | | Bank Corp. Taxes | 81,681.99 |
| Municipal Courts | 120,900.00 | Other Miscellaneous Revenues | 919,221.48 | Added and Omitted Taxes | |
| PUBLIC SAFETY | | Total | 32,359,896.84 | Total Taxes Levied - ABSTRACT | 27,085,440.66 |
| Fire Protection | 176,500.00 | Prior Years Surplus Appropriated | 1,300,000.00 | Total Taxes Billed | 27,249,766.51 |
| Police Protection | 2,065,283.51 | REVENUES TOTAL | 33,659,896.84 | 1985 TAXES COLLECTED | 26,545,983.55 |
| Civil Defense & Disaster Control | 18,800.00 | Reserve For Uncollected Taxes | 1,331,366.89 | 1985 Taxes Cancelled, Abated or Adjusted | 450,965.78 |
| Environmental Inspection & Control | 151,150.00 | CAPITAL OUTLAY TOTAL | 5,241,135.71 | Transfer to Tax Title Liens or Foreclosed | 5,985.60 |
| Other Public Safety | | Public Enterprises | 904,378.85 | Balance Outstanding Dec. 31, 1985 | 246,831.58 |
| PUBLIC WORKS | | Recreation—Culture | 4,336,756.86 | PRIOR YEARS TAXES OUTSTANDING | |
| Streets and Drainage | 557,388.03 | Public Works | | Balance January 1, 1985 | 277,500.30 |
| Sewers and Sewage Processing | 1,086,800.00 | Buildings and Grounds | | Collected in 1985 | 262,723.68 |
| Garbage and Trash Disposal | 904,565.34 | Library and Education | | Cancelled, Abated or Adjusted 1985 | 14,776.62 |
| Public Buildings and Grounds | 389,400.00 | Conservation | | Transfers to Tax Title Liens or Foreclosed | |
| Other Public Works | | All Other | | Balance December 31, 1985 | |
| HEALTH and WELFARE | | CAPITAL DEBT AUTHORIZED, DECEMBER 31, 1985 | | TAX TITLE LIENS OUTSTANDING | |
| Health Services Except Environmental | 234,802.00 | ISSUED AND UNISSUED | | Balance January 1, 1985 | 46,824.28 |
| Welfare-Public Assistance | 111,363.83 | School | 1,289,000 | Transfer From Taxes | 7,247.96 |
| Hospitals, Clinics, First Aid | | Self-liquidating | 1,263,400 | Redeemed in 1985 | 2,721.31 |
| Animal, Insect, & Rodent Control | | Other | 10,030,331 | Cancelled, Abated or Adjusted (1985) | |
| Other Welfare Services | | Total | 12,582,731 | Transfers to Foreclosed Property | |
| RECREATION and CONSERVATION | | ISSUED AND OUTSTANDING | | Balance December 31, 1985 | 51,350.93 |
| Beaches and Boardwalks | | School | 1,289,000.00 | PROPERTY ACQUIRED BY DEED OR FORECLOSURE | |
| Parks, Playgrounds, Shade Trees | 482,400.00 | Self-Liquidating | | Balance January 1, 1985 | 148,110.00 |
| Land Reclamation & Conservation | 30,000.00 | Other | 8,299,000.00 | Transfers From Taxes or Liens | |
| Other Recreational Services | 348,200.00 | Total | 9,588,000.00 | Sale for Cash (1985) | |
| EDUCATION (excluding schools) | | EQUALIZED VALUATION BASIS | | Cancelled, Abated or Adjusted (1985) | |
| Libraries | 788,100.00 | FOR NET DEBT COMPUTATION | 1,202,074,212 | Balance December 31, 1985 | 148,110.00 |
| Other Educational Services | 6,500.00 | REAL PROPERTY VALUATIONS | | CURRENT FINANCES DECEMBER 31, 1985 | |
| STATUTORY EXPENDITURES | | Code Class # of Parcels % VAL'N | | ASSETS | |
| Pensions & F. I. C. A. | 706,854.00 | 1 Vacant Land 218 .54 | 4,235,000.00 | Cash Dec. 31, 1985 | 3,454,574.23 |
| Employee Fringe Benefits | 309,500.00 | 2 Residential 10018 77.33 | 603,207,200.00 | Taxes Receivable | 246,831.58 |
| Other Statutory Expenditures | | 3 Farm 1 | 15,700.00 | Tax Title Liens | 51,350.93 |
| CETA And Other Public Employment Programs | | 4a Commercial 280 8.01 | 62,451,050.00 | Foreclosed Property | 148,110.00 |
| MUNICIPAL FUNCTIONS TOTAL | 10,343,994.56 | 4b Industrial 66 12.08 | 94,261,200.00 | Emergencies & Other Deferred Charges | 407,000.00 |
| CAPITAL IMPROVEMENTS *MEMO* | 225,000.00 | 4c Apartments 12 2.03 | 15,873,000.00 | State and Federal Aid Receivable | 41,603.66 |
| DEBT SERVICE | | Total 10595 | 780,043,150.00 | Other Receivables | 122,985.28 |
| Principal Payments | 90,000.00 | Land Area 5.30 Sq. Miles | | Total | 4,472,455.68 |
| Interest Payments | 189,386.30 | Net Valuation Taxable-Municipal | 787,144,306 | LIABILITIES, RESERVES, AND SURPLUS | |
| DEFERRED CHARGES | 155,836.44 | Net Valuation Taxable-County | 1,219,905,365 | Cash Liabilities | 1,620,478.16 |
| SCHOOL, COUNTY, SPECIAL DISTRICT TAXES | 21,976,420.87 | State Equalized Valuation | 1,396,612,852 | Reserves for Receivables | 495,887.70 |
| RESERVE FOR UNCOLLECTED TAXES | 1,331,366.89 | State Equalization Ratio | 56.14 | Surplus Dec. 31, 1985 | 2,356,089.82 |
| EXPENDITURES TOTAL | 34,087,005.06 | | | Total | 4,472,455.68 |

0605
Population 1980 5,693
Population 1985 5,816
S & P Rating
Moody Rating AA

General Tax Rate Per \$100. 4.63
State Equalized Tax Rate 2.35

FAIRFIELD TOWNSHIP - CUMBERLAND CO.
Form of Government:
Township Committee
Number of Members on Governing Body - 3

PER CAPITA:
Gross Debt 248.05
Net Debt
Debt Service
Total Tax Levy 246.95
Municipal Expenditures 208.89
PER CENT:
Gross Debt 2.47
Net Debt
Tax Levy Collected 83.54
Tax Levy Cancelled, Abated or Adjusted

| EXPENDITURES | | REVENUES-REALIZED | | 1985 PROPERTY TAX | |
|---|--------------|--|---------------|--|--------------|
| GENERAL GOVERNMENT | | | | STATE EQUALIZED TAX RATE | |
| Governing Body & Public Boards | | 1985 Property Taxes Collected | 1,199,409.90 | Local District School Taxes .69 | 417,447.00 |
| Municipal Clerk | | 1985 Payments in Lieu of Taxes | | Regional & Consolidated School Tax .49 | 297,823.02 |
| Financial Administration | 17,550.00 | Delinquent Tax & Lien Collections | 276,145.16 | School Taxes in Municipal Budget | |
| Assessment of Taxes | 17,590.00 | Business Personalty Replacement Taxes | 20,645.12 | County Taxes 1.16 * | 704,878.87 |
| Collection of Taxes | 20,530.00 | Taxes from Public Utilities | 233,165.00 | County Library Taxes | |
| Planning, Housing & Development | 11,400.00 | Other Miscellaneous Tax Revenues | | Local Municipal Purpose Taxes | |
| Human Resources | | State Aid Revenues | 83,187.35 | Veteran & Senior Citizen Taxes | 57,600.00 |
| Elections | 2,850.00 | Federal Aid Revenues | | Total Taxes for Rate Computation 2.34 | 1,477,748.89 |
| General Administration (other) | 159,525.00 | State and Local Fiscal Assistance Act Utilized | 72,172.65 | Special District Taxes | |
| JUDICIARY | | Sale of Acquired Property | 7,480.00 | Bank Corp. Taxes | 479.48 |
| Municipal Courts | 30,800.00 | Other Miscellaneous Revenues | 354,665.15 | Added and Omitted Taxes | 15,621.23 |
| PUBLIC SAFETY | | Total | 2,246,870.33 | Total Taxes Levied - ABSTRACT | 1,436,249.60 |
| Fire Protection | 52,500.00 | Prior Years Surplus Appropriated | 389,825.22 | Total Taxes Billed | 1,435,770.12 |
| Police Protection | 252,150.00 | REVENUES TOTAL | 2,636,695.55 | 1985 TAXES COLLECTED | 1,199,409.90 |
| Civil Defense & Disaster Control | 1,850.00 | Reserve For Uncollected Taxes | 278,980.00 | 1985 Taxes Cancelled, Abated or Adjusted | |
| Environmental Inspection & Control | 13,400.00 | CAPITAL OUTLAY TOTAL | 236,331.86 | Transfer to Tax Title Liens or Foreclosed | 19,519.83 |
| Other Public Safety | | | | Balance Outstanding Dec. 31, 1985 | 216,840.39 |
| PUBLIC WORKS | | | | PRIOR YEARS TAXES OUTSTANDING | |
| Streets and Drainage | 185,500.00 | Public Enterprises | | Balance January 1, 1985 | 238,972.50 |
| Sewers and Sewage Processing | | Recreation—Culture | 2,180.44 | Collected in 1985 | 221,266.77 |
| Garbage and Trash Disposal | 30,750.00 | Public Works | | Cancelled, Abated or Adjusted 1985 | |
| Public Buildings and Grounds | 15,410.00 | Buildings and Grounds | 234,151.42 | Transfers to Tax Title Liens or Foreclosed | 15,858.02 |
| Other Public Works | 22,725.00 | Library and Education | | Balance December 31, 1985 | 1,847.71 |
| HEALTH and WELFARE | | Conservation | | TAX TITLE LIENS OUTSTANDING | |
| Health Services Except Environmental | | All Other | | Balance January 1, 1985 | 71,991.00 |
| Welfare-Public Assistance | 12,000.00 | CAPITAL DEBT AUTHORIZED, DECEMBER 31, 1985 | | Transfer From Taxes | 37,728.59 |
| Hospitals, Clinics, First Aid | | ISSUED AND UNISSUED GROSS DEBT NET DEBT | | Redeemed in 1985 | 54,878.39 |
| Animal, Insect, & Rodent Control | 9,400.00 | School 1,442,679 | | Cancelled, Abated or Adjusted (1985) | |
| Other Welfare Services | | Self-liquidating | | Transfers to Foreclosed Property | 10,838.34 |
| RECREATION and CONSERVATION | | Other | | Balance December 31, 1985 | 44,002.86 |
| Beaches and Boardwalks | | Total 1,442,679 | | PROPERTY ACQUIRED BY DEED OR FORECLOSURE | |
| Parks, Playgrounds, Shade Trees | 200.00 | ISSUED AND OUTSTANDING | | Balance January 1, 1985 | 96,761.66 |
| Land Reclamation & Conservation | | School 1,442,679.29 | | Transfers From Taxes or Liens | 10,838.34 |
| Other Recreational Services | 5,170.00 | Self-Liquidating | | Sale for Cash (1985) | 7,480.00 |
| EDUCATION (excluding schools) | | Other | | Cancelled, Abated or Adjusted (1985) | |
| Libraries | | Total 1,442,679.29 | | Balance December 31, 1985 | 100,120.00 |
| Other Educational Services | | EQUALIZED VALUATION BASIS | | CURRENT FINANCES DECEMBER 31, 1985 | |
| STATUTORY EXPENDITURES | | FOR NET DEBT COMPUTATION | 58,370.841 | ASSETS | |
| Pensions & F. I. C. A. | 39,050.00 | REAL PROPERTY VALUATIONS | | Cash Dec. 31, 1985 | 1,224,280.18 |
| Employee Fringe Benefits | 24,000.00 | Code Class # of Parcels % VAL'N | | Taxes Receivable | 218,688.10 |
| Other Statutory Expenditures | 2,200.00 | 1 Vacant Land 980 5.83 | 1,763,600.00 | Tax Title Liens | 44,002.86 |
| CETA And Other Public Employment Programs | | 2 Residential 1361 73.67 | 22,269,500.00 | Foreclosed Property | 100,120.00 |
| MUNICIPAL FUNCTIONS TOTAL | 926,550.00 | 3 Farm 283 11.32 | 3,422,800.00 | Emergencies & Other Deferred Charges | |
| CAPITAL IMPROVEMENTS *MEMO* | 50,000.00 | 4a Commercial 62 9.17 | 2,772,100.00 | State and Federal Aid Receivable | 46,660.91 |
| DEBT SERVICE | | 4b Industrial | | Other Receivables | 11,707.67 |
| Principal Payments | | 4c Apartments | | Total | 1,645,459.72 |
| Interest Payments | | Total 2686 | 30,228,000.00 | LIABILITIES, RESERVES, AND SURPLUS | |
| DEFERRED CHARGES | 9,400.00 | Land Area 43.40 Sq. Miles | | Cash Liabilities | 396,681.67 |
| SCHOOL, COUNTY, SPECIAL DISTRICT TAXES | 1,420,148.89 | Net Valuation Taxable-Municipal | 30,713,162 | Reserves for Receivables | 374,518.63 |
| RESERVE FOR UNCOLLECTED TAXES | 278,980.00 | Net Valuation Taxable-County | 60,703,791 | Surplus Dec. 31, 1985 | 874,259.42 |
| EXPENDITURES TOTAL | 2,635,078.89 | State Equalized Valuation | 60,143,076 | Total | 1,645,459.72 |
| | | State Equalization Ratio | 50.67 | | |

0707
 Population 1980 **7,987**
 Population 1985 **8,333**
 S & P Rating
 Moody Rating

General Tax Rate Per \$100.
4.12
 State Equalized Tax Rate
2.14

FAIRFIELD TOWNSHIP – ESSEX COUNTY
Form of Government:
Small Municipality Plan C (OMCL 50)
Number of Members on Governing Body – 5

PER CAPITA:
 Gross Debt **1,433.54**
 Net Debt **641.25**
 Debt Service **68.94**
 Total Tax Levy **1,909.06**
 Municipal Expenditures **673.29**
 PER CENT:
 Gross Debt **1.93**
 Net Debt **.86**
 Tax Levy Collected **97.00**
 Tax Levy Cancelled, Abated or Adjusted **.07**

| EXPENDITURES | | REVENUES-REALIZED | | 1985 PROPERTY TAX | |
|---|----------------------|--|-----------------------|--|----------------------|
| GENERAL GOVERNMENT | | | | STATE EQUALIZED TAX RATE | |
| Governing Body & Public Boards | | 1985 Property Taxes Collected | 15,418,377.69 | Local District School Taxes | .35 |
| Municipal Clerk | | 1985 Payments in Lieu of Taxes | | Regional & Consolidated School Tax | .46 |
| Financial Administration | 87,400.00 | Delinquent Tax & Lien Collections | 166,301.27 | School Taxes in Municipal Budget | |
| Assessment of Taxes | 43,950.00 | Business Personalty Replacement Taxes | 507,852.00 | County Taxes | .98 |
| Collection of Taxes | 57,750.00 | Taxes from Public Utilities | 850,072.00 | County Library Taxes | |
| Planning, Housing & Development | 55,686.43 | Other Miscellaneous Tax Revenues | | Local Municipal Purpose Taxes | .34 |
| Human Resources | 8,000.00 | State Aid Revenues | 48,740.44 | Veteran & Senior Citizen Taxes | |
| Elections | 2,400.00 | Federal Aid Revenues | | Total Taxes for Rate Computation | 2.13 |
| General Administration (other) | 545,535.00 | State and Local Fiscal Assistance Act Utilized | 137,923.00 | Special District Taxes | |
| JUDICIARY | | Sale of Acquired Property | | Bank Corp. Taxes | 39,275.21 |
| Municipal Courts | 64,114.00 | Other Miscellaneous Revenues | 887,851.91 | Added and Omitted Taxes | 103,217.33 |
| PUBLIC SAFETY | | Total | 18,017,118.31 | Total Taxes Levied - ABSTRACT | 15,908,156.45 |
| Fire Protection | 191,080.00 | Prior Years Surplus Appropriated | 820,000.00 | Total Taxes Billed | 15,894,666.45 |
| Police Protection | 1,131,776.00 | REVENUES TOTAL | 18,837,118.31 | 1985 TAXES COLLECTED | 15,418,377.69 |
| Civil Defense & Disaster Control | 9,050.00 | Reserve For Uncollected Taxes | 294,471.00 | 1985 Taxes Cancelled, Abated or Adjusted | 10,478.88 |
| Environmental Inspection & Control | 13,500.00 | CAPITAL OUTLAY TOTAL | 879,484.89 | Transfer to Tax Title Liens or Foreclosed | |
| Other Public Safety | | | | Balance Outstanding Dec. 31, 1985 | 465,809.88 |
| PUBLIC WORKS | | | | PRIOR YEARS TAXES OUTSTANDING | |
| Streets and Drainage | 495,200.00 | Public Enterprises | 59,530.53 | Balance January 1, 1985 | 173,062.88 |
| Sewers and Sewage Processing | 827,432.00 | Recreation—Culture | 16,590.18 | Collected in 1985 | 166,201.27 |
| Garbage and Trash Disposal | 236,125.00 | Public Works | 176,163.59 | Cancelled, Abated or Adjusted 1985 | |
| Public Buildings and Grounds | 72,650.00 | Buildings and Grounds | 513,929.63 | Transfers to Tax Title Liens or Foreclosed | |
| Other Public Works | 57,000.00 | Library and Education | 113,270.96 | Balance December 31, 1985 | 6,861.61 |
| HEALTH and WELFARE | | Conservation | | TAX TITLE LIENS OUTSTANDING | |
| Health Services Except Environmental | 36,550.00 | All Other | | Balance January 1, 1985 | 42,829.26 |
| Welfare-Public Assistance | 9,400.00 | CAPITAL DEBT AUTHORIZED, DECEMBER 31, 1985 | | Transfer From Taxes | |
| Hospitals, Clinics, First Aid | | ISSUED AND UNISSUED | | Redeemed in 1985 | 100.00 |
| Animal, Insect, & Rodent Control | | School | 1,357,802 | Cancelled, Abated or Adjusted (1985) | |
| Other Welfare Services | | Self-liquidating | 5,244,279 | Transfers to Foreclosed Property | |
| RECREATION and CONSERVATION | | Other | 5,343,572 | Balance December 31, 1985 | 42,729.26 |
| Beaches and Boardwalks | | Total | 11,945,654 | PROPERTY ACQUIRED BY DEED OR | |
| Parks, Playgrounds, Shade Trees | 153,735.00 | ISSUED AND OUTSTANDING | | FORECLOSURE | |
| Land Reclamation & Conservation | | School | 1,357,802.18 | Balance January 1, 1985 | 585,538.00 |
| Other Recreational Services | 2,537.35 | Self-Liquidating | 4,476,835.00 | Transfers From Taxes or Liens | |
| EDUCATION (excluding schools) | | Other | 5,044,000.00 | Sale for Cash (1985) | |
| Libraries | 128,000.00 | Total | 10,878,637.18 | Cancelled, Abated or Adjusted (1985) | |
| Other Educational Services | | EQUALIZED VALUATION BASIS | | Balance December 31, 1985 | 585,538.00 |
| STATUTORY EXPENDITURES | | FOR NET DEBT COMPUTATION | 618,144,022 | CURRENT FINANCES DECEMBER 31, 1985 | |
| Pensions & F. I. C. A. | 276,888.00 | REAL PROPERTY VALUATIONS | | ASSETS | |
| Employee Fringe Benefits | 154,250.00 | Code Class # of Parcels % VAL'N | | Cash Dec. 31, 1985 | 766,865.45 |
| Other Statutory Expenditures | 12,500.00 | 1 Vacant Land 378 3.10 | 11,673,400.00 | Taxes Receivable | 472,671.49 |
| CETA And Other Public Employment Programs | | 2 Residential 2219 34.19 | 128,926,600.00 | Tax Title Liens | 42,729.26 |
| MUNICIPAL FUNCTIONS TOTAL | 4,672,508.78 | 3 Farm 22 .15 | 548,400.00 | Foreclosed Property | 585,538.00 |
| CAPITAL IMPROVEMENTS *MEMO* | 160,000.00 | 4a Commercial 191 18.46 | 69,613,300.00 | Emergencies & Other Deferred Charges | |
| DEBT SERVICE | | 4b Industrial 269 44.12 | 166,379,600.00 | State and Federal Aid Receivable | 999.05 |
| Principal Payments | 270,000.00 | 4c Apartments | | Other Receivables | 350.00 |
| Interest Payments | 304,461.34 | Total | 377,141,300.00 | Total | 1,869,153.25 |
| DEFERRED CHARGES | 69,054.50 | Land Area 10.58 Sq. Miles | | LIABILITIES, RESERVES, AND SURPLUS | |
| SCHOOL, COUNTY, SPECIAL DISTRICT TAXES | 13,265,839.17 | Net Valuation Taxable-Municipal | 383,287,600 | Cash Liabilities | 393,750.56 |
| RESERVE FOR UNCOLLECTED TAXES | 294,471.00 | Net Valuation Taxable-County | 666,818,707 | Reserves for Receivables | 1,101,288.75 |
| EXPENDITURES TOTAL | 18,876,334.79 | State Equalized Valuation | 732,116,079 | Surplus Dec. 31, 1985 | 374,113.94 |
| | | State Equalization Ratio | 51.95 | Total | 1,869,153.25 |

0218
Population 1980 10,519
Population 1985 10,427
S & P Rating
Moody Rating A

General Tax Rate Per \$100. 3.82
State Equalized Tax Rate 2.21

FAIRVIEW BOROUGH – BERGEN COUNTY
Form of Government:
Borough Council
Number of Members on Governing Body – 6

PER CAPITA:
Gross Debt 160.01
Net Debt 147.73
Debt Service 35.20
Total Tax Levy 643.97
Municipal Expenditures 400.77
PER CENT:
Gross Debt .61
Net Debt .57
Tax Levy Collected 96.14
Tax Levy Cancelled, Abated or Adjusted .12

| EXPENDITURES | | REVENUES-REALIZED | | 1985 PROPERTY TAX | |
|---|--------------|--|----------------|--|-------------------|
| GENERAL GOVERNMENT | | | | STATE EQUALIZED TAX RATE | |
| Governing Body & Public Boards | | | | Local District School Taxes | 1.00 3,020,204.50 |
| Municipal Clerk | | | | Regional & Consolidated School Tax | |
| Financial Administration | 23,227.00 | 1985 Property Taxes Collected | 6,448,608.65 | School Taxes in Municipal Budget | |
| Assessment of Taxes | 39,101.00 | 1985 Payments in Lieu of Taxes | 72,922.20 | County Taxes | .37 1,119,871.84 |
| Collection of Taxes | 93,425.00 | Delinquent Tax & Lien Collections | 208,897.43 | County Library Taxes | |
| Planning, Housing & Development | 10,135.00 | Business Personalty Replacement Taxes | 212,946.84 | Local Municipal Purpose Taxes | .84 2,528,793.00 |
| Human Resources | | Taxes from Public Utilities | 548,182.00 | Veteran & Senior Citizen Taxes | 148,000.00 |
| Elections | | Other Miscellaneous Tax Revenues | | Total Taxes for Rate Computation | 2.21 6,816,869.34 |
| General Administration (other) | 560,670.45 | State Aid Revenues | 203,302.90 | Special District Taxes | |
| JUDICIARY | | Federal Aid Revenues | | Bank Corp. Taxes | 16,537.23 |
| Municipal Courts | 42,966.56 | State and Local Fiscal Assistance Act Utilized | 144,595.13 | Added and Omitted Taxes | 29,251.96 |
| PUBLIC SAFETY | | Sale of Acquired Property | | Total Taxes Levied - ABSTRACT | 6,714,658.53 |
| Fire Protection | 88,432.00 | Other Miscellaneous Revenues | 328,495.73 | Total Taxes Billed | 6,707,622.19 |
| Police Protection | 901,112.00 | | 8,167,950.88 | 1985 TAXES COLLECTED | 6,448,608.65 |
| Civil Defense & Disaster Control | 1,000.00 | Prior Years Surplus Appropriated | 170,000.00 | 1985 Taxes Cancelled, Abated or Adjusted | 8,269.03 |
| Environmental Inspection & Control | 40,706.00 | REVENUES TOTAL | 8,337,950.88 | Transfer to Tax Title Liens or Foreclosed | 2,047.52 |
| Other Public Safety | | Reserve For Uncollected Taxes | 333,852.00 | Balance Outstanding Dec. 31, 1985 | 248,696.99 |
| PUBLIC WORKS | | CAPITAL OUTLAY TOTAL | 341,490.69 | PRIOR YEARS TAXES OUTSTANDING | |
| Streets and Drainage | 355,205.70 | | | Balance January 1, 1985 | 211,614.49 |
| Sewers and Sewage Processing | 299,030.03 | Public Enterprises | | Collected in 1985 | 208,211.45 |
| Garbage and Trash Disposal | 247,900.00 | Recreation—Culture | | Cancelled, Abated or Adjusted 1985 | |
| Public Buildings and Grounds | 99,830.98 | Public Works | 247,957.62 | Transfers to Tax Title Liens or Foreclosed | |
| Other Public Works | 30,150.00 | Buildings and Grounds | 93,533.07 | Balance December 31, 1985 | 3,403.04 |
| HEALTH and WELFARE | | Library and Education | | TAX TITLE LIENS OUTSTANDING | |
| Health Services Except Environmental | 56,141.00 | Conservation | | Balance January 1, 1985 | 17,382.19 |
| Welfare-Public Assistance | 39,783.00 | All Other | | Transfer From Taxes | 2,047.52 |
| Hospitals, Clinics, First Aid | | CAPITAL DEBT AUTHORIZED, DECEMBER 31, 1985 | | Redeemed in 1985 | 685.98 |
| Animal, Insect, & Rodent Control | | ISSUED AND UNISSUED | | Cancelled, Abated or Adjusted (1985) | |
| Other Welfare Services | | School | 128,000 | Transfers to Foreclosed Property | |
| RECREATION and CONSERVATION | | Self-liquidating | | Balance December 31, 1985 | 18,743.73 |
| Beaches and Boardwalks | | Other | 1,540,400 | PROPERTY ACQUIRED BY DEED OR | |
| Parks, Playgrounds, Shade Trees | | Total | 1,668,400 | FORECLOSURE | |
| Land Reclamation & Conservation | 21,744.00 | | | Balance January 1, 1985 | 250.00 |
| Other Recreational Services | 25,246.52 | ISSUED AND OUTSTANDING | | Transfers From Taxes or Liens | |
| EDUCATION (excluding schools) | | School | 128,000.00 | Sale for Cash (1985) | |
| Libraries | | Self-Liquidating | | Cancelled, Abated or Adjusted (1985) | |
| Other Educational Services | 58,093.00 | Other | 1,540,400.00 | Balance December 31, 1985 | 250.00 |
| STATUTORY EXPENDITURES | | Total | 1,668,400.00 | CURRENT FINANCES DECEMBER 31, 1985 | |
| Pensions & F. I. C. A. | 296,786.11 | EQUALIZED VALUATION BASIS | | ASSETS | |
| Employee Fringe Benefits | 129,442.66 | FOR NET DEBT COMPUTATION | 271,317.034 | Cash Dec. 31, 1985 | 1,019,077.03 |
| Other Statutory Expenditures | 16,000.00 | REAL PROPERTY VALUATIONS | | Taxes Receivable | 252,100.03 |
| CETA And Other Public Employment Programs | | Code Class # of Parcels % VAL'N | | Tax Title Liens | 18,743.73 |
| MUNICIPAL FUNCTIONS TOTAL | 3,476,128.01 | 1 Vacant Land 92 1.36 | 2,371,500.00 | Foreclosed Property | 250.00 |
| CAPITAL IMPROVEMENTS *MEMO* | 31,000.00 | 2 Residential 1966 65.12 | 113,519,800.00 | Emergencies & Other Deferred Charges | 16,023.03 |
| DEBT SERVICE | | 3 Farm | | State and Federal Aid Receivable | 5,872.18 |
| Principal Payments | 232,575.00 | 4a Commercial 199 16.90 | 29,456,100.00 | Other Receivables | 15,473.16 |
| Interest Payments | 134,427.88 | 4b Industrial 131 10.71 | 18,678,900.00 | Total | 1,327,539.16 |
| DEFERRED CHARGES | | 4c Apartments 59 5.91 | 10,302,600.00 | LIABILITIES, RESERVES, AND SURPLUS | |
| SCHOOL, COUNTY, SPECIAL DISTRICT TAXES | | Total 2447 | 174,328,900.00 | Cash Liabilities | 456,155.55 |
| RESERVE FOR UNCOLLECTED TAXES | | Land Area .90 Sq. Miles | | Reserves for Receivables | 286,566.92 |
| EXPENDITURES TOTAL | 8,318,902.74 | Net Valuation Taxable-Municipal | 174,776,346 | Surplus Dec. 31, 1985 | 584,816.69 |
| | | Net Valuation Taxable-County | 280,339,562 | Total | 1,327,539.16 |
| | | State Equalized Valuation | 302,372,287 | | |
| | | State Equalization Ratio | 57.74 | | |

| | |
|-----------------------------|------|
| General Tax Rate Per \$100. | 3.14 |
| State Equalized Tax Rate | 2.60 |

FANWOOD BOROUGH – UNION COUNTY

Form of Government:

Borough Council

Number of Members on Governing Body – 6

PER CAPITA:

| | |
|------------------------|--------|
| Gross Debt | 390.59 |
| Net Debt | 333.59 |
| Debt Service | 45.14 |
| Total Tax Levy | 906.73 |
| Municipal Expenditures | 362.10 |

PER CENT:

| | |
|---|-------|
| Gross Debt | 1.25 |
| Net Debt | 1.07 |
| Tax Levy Collected | 98.70 |
| Tax Levy Cancelled, Abated or Adjusted | .04 |

| EXPENDITURES | | REVENUES-REALIZED | | 1985 PROPERTY TAX | |
|---|--------------|--|--------------|--|-------------------|
| GENERAL GOVERNMENT | | | | STATE EQUALIZED TAX RATE \rightarrow | |
| Governing Body & Public Boards | | 1985 Property Taxes Collected | 6,866,212.80 | Local District School Taxes | |
| Municipal Clerk | | 1985 Payments in Lieu of Taxes | | Regional & Consolidated School Tax | 1.62 4,345,938.43 |
| Financial Administration | 39,391.31 | Delinquent Tax & Lien Collections | 123,870.50 | School Taxes in Municipal Budget | |
| Assessment of Taxes | 11,152.07 | Business Personality Replacement Taxes | 40,123.32 | County Taxes | .48 1,298,614.34 |
| Collection of Taxes | 11,725.51 | Taxes from Public Utilities | 707,220.00 | County Library Taxes | |
| Planning, Housing & Development | 4,907.50 | Other Miscellaneous Tax Revenues | | Local Municipal Purpose Taxes | .48 1,298,347.83 |
| Human Resources | | State Aid Revenues | 89,229.71 | Veteran & Senior Citizen Taxes | 58,300.00 |
| Elections | | Federal Aid Revenues | | Total Taxes for Rate Computation | 2.58 7,001,200.60 |
| General Administration (other) | 327,773.00 | State and Local Fiscal Assistance Act Utilized | 30,384.00 | Special District Taxes | |
| JUDICIARY | | Sale of Acquired Property | | Bank Corp. Taxes | 13,550.16 |
| Municipal Courts | 30,155.00 | Other Miscellaneous Revenues | | Added and Omitted Taxes | 13,576.30 |
| PUBLIC SAFETY | | Total | 8,073,199.30 | Total Taxes Levied - ABSTRACT | 6,970,027.06 |
| Fire Protection | 76,519.39 | Prior Years Surplus Appropriated | 300,000.00 | Total Taxes Billed | 6,956,476.90 |
| Police Protection | 748,227.35 | REVENUES TOTAL | 8,373,199.30 | 1985 TAXES COLLECTED | 6,866,212.80 |
| Civil Defense & Disaster Control | 1,850.00 | Reserve For Uncollected Taxes | 191,500.00 | 1985 Taxes Cancelled, Abated or Adjusted | 2,566.19 |
| Environmental Inspection & Control | 16,135.00 | CAPITAL OUTLAY TOTAL | 151,577.09 | Transfer to Tax Title Liens or Foreclosed | 8,779.28 |
| Other Public Safety | | | | Balance Outstanding Dec. 31, 1985 | 78,918.63 |
| PUBLIC WORKS | | Public Enterprises | | PRIOR YEARS TAXES OUTSTANDING | |
| Streets and Drainage | 345,931.35 | Recreation—Culture | 484.90 | Balance January 1, 1985 | 112,786.39 |
| Sewers and Sewage Processing | 119,500.00 | Public Works | 117,528.73 | Collected in 1985 | 109,093.90 |
| Garbage and Trash Disposal | 13,415.00 | Buildings and Grounds | 33,563.46 | Cancelled, Abated or Adjusted 1985 | |
| Public Buildings and Grounds | 12,000.00 | Library and Education | | Transfers to Tax Title Liens or Foreclosed | 3,692.49 |
| Other Public Works | | Conservation | | Balance December 31, 1985 | |
| HEALTH and WELFARE | | All Other | | TAX TITLE LIENS OUTSTANDING | |
| Health Services Except Environmental | 27,182.67 | | | Balance January 1, 1985 | 20,673.81 |
| Welfare-Public Assistance | 7,376.00 | | | Transfer From Taxes | 13,667.28 |
| Hospitals, Clinics, First Aid | | | | Redeemed in 1985 | 14,776.60 |
| Animal, Insect, & Rodent Control | 1.00 | | | Cancelled, Abated or Adjusted (1985) | |
| Other Welfare Services | | | | Transfers to Foreclosed Property | |
| RECREATION and CONSERVATION | | | | Balance December 31, 1985 | 19,564.49 |
| Beaches and Boardwalks | | | | PROPERTY ACQUIRED BY DEED OR | |
| Parks, Playgrounds, Shade Trees | 73,325.00 | | | FORECLOSURE | |
| Land Reclamation & Conservation | 1,880.00 | | | Balance January 1, 1985 | 12,279.00 |
| Other Recreational Services | 1,500.00 | | | Transfers From Taxes or Liens | |
| EDUCATION (excluding schools) | | | | Sale for Cash (1985) | |
| Libraries | 115,500.00 | | | Cancelled, Abated or Adjusted (1985) | |
| Other Educational Services | | | | Balance December 31, 1985 | 12,279.00 |
| STATUTORY EXPENDITURES | | | | CURRENT FINANCES DECEMBER 31, 1985 | |
| Pensions & F. I. C. A. | 160,978.73 | | | ASSETS | |
| Employee Fringe Benefits | 76,750.00 | | | Cash Dec. 31, 1985 | 696,602.92 |
| Other Statutory Expenditures | 4,000.00 | | | Taxes Receivable | 78,918.63 |
| CETA and Other Public Employment Programs | | | | Tax Title Liens | 19,564.49 |
| MUNICIPAL FUNCTIONS TOTAL | | | | Foreclosed Property | 12,279.00 |
| CAPITA. IMPROVEMENTS *MEMO* | 10,000.00 | | | Emergencies & Other Deferred Charges | 73,500.00 |
| DEBT SERVICE | | | | State and Federal Aid Receivable | |
| Principal Payments | 155,000.00 | | | Other Receivables | 107,382.95 |
| Interest Payments | 192,017.57 | | | Total | 988,247.99 |
| DEFERRED CHARGES | | | | LIABILITIES, RESERVES, AND SURPLUS | |
| SCHOOL, COUNTY, SPECIAL DISTRICT TAXES | 17,800.00 | | | Cash Liabilities | 503,239.10 |
| RESERVE FOR UNCOLLECTED TAXES | 5,644,552.77 | | | Reserves for Receivables | 218,145.07 |
| EXPENDITURES TOTAL | 8,428,046.22 | | | Surplus Dec. 31, 1985 | 266,863.82 |
| | | | | Total | 988,247.99 |

1807
 Population 1980 **677**
 Population 1985 **675**
 S & P Rating
 Moody Rating

General Tax Rate Per \$100. **2.96**
 State Equalized Tax Rate **1.30**

FAR HILLS BORO. — SOMERSET CO.
Form of Government:
Borough Council
Number of Members on Governing Body — 6

PER CAPITA:
 Gross Debt **448.15**
 Net Debt **448.15**
 Debt Service
 Total Tax Levy **1,443.09**
 Municipal Expenditures **794.14**

PER CENT:
 Gross Debt **.47**
 Net Debt **.47**
 Tax Levy Collected **96.61**
 Tax Levy Cancelled, Abated or Adjusted **.71**

| EXPENDITURES | | REVENUES-REALIZED | | 1985 PROPERTY TAX | |
|--|---------------------|---|----------------------|--|------------------------|
| GENERAL GOVERNMENT | | | | STATE EQUALIZED TAX RATE → .36 | |
| Governing Body & Public Boards | | 1985 Property Taxes Collected | 939,263.37 | Local District School Taxes | 266,440.00 |
| Municipal Clerk | | 1985 Payments in Lieu of Taxes | | Regional & Consolidated School Tax | |
| Financial Administration | 10,800.00 | Delinquent Tax & Lien Collections | 40,375.32 | School Taxes in Municipal Budget | |
| Assessment of Taxes | 17,500.00 | Business Personalty Replacement Taxes | 10,591.16 | County Taxes | .43 322,609.85 |
| Collection of Taxes | 4,400.00 | Taxes from Public Utilities | 49,093.00 | County Library Taxes | |
| Planning, Housing & Development | 12,007.62 | Other Miscellaneous Tax Revenues | | Local Municipal Purpose Taxes | .50 375,993.11 |
| Human Resources | | State Aid Revenues | 5,292.01 | Veteran & Senior Citizen Taxes | 4,250.00 |
| Elections | | Federal Aid Revenues | | Total Taxes for Rate Computation | 1.29 969,292.96 |
| General Administration (other) | 94,584.79 | State and Local Fiscal Assistance Act Utilized | 3,306.26 | Special District Taxes | |
| JUDICIARY | | Sale of Acquired Property | | Bank Corp. Taxes | 4,137.29 |
| Municipal Courts | 5,120.02 | Other Miscellaneous Revenues | 65,476.13 | Added and Omitted Taxes | 4,908.42 |
| PUBLIC SAFETY | | Total | 1,113,397.25 | Total Taxes Levied - ABSTRACT | 974,088.67 |
| Fire Protection | 20,310.00 | Prior Years Surplus Appropriated | 125,000.00 | Total Taxes Billed | 972,245.71 |
| Police Protection | 121,190.26 | REVENUES TOTAL | 1,238,397.25 | 1985 TAXES COLLECTED | 939,263.37 |
| Civil Defense & Disaster Control | | Reserve For Uncollected Taxes | 58,165.99 | 1985 Taxes Cancelled, Abated or Adjusted | 6,938.12 |
| Environmental Inspection & Control | 10,520.00 | CAPITAL OUTLAY TOTAL | 68,535.09 | Transfer to Tax Title Liens or Foreclosed | 4,842.56 |
| Other Public Safety | | Public Enterprises | | Balance Outstanding Dec. 31, 1985 | 21,201.66 |
| PUBLIC WORKS | | Recreation—Culture | | PRIOR YEARS TAXES OUTSTANDING | |
| Streets and Drpnage | 30,182.15 | Public Works | 64,722.84 | Balance January 1, 1985 | 26,057.68 |
| Sewers and Sewage Processing | 51,000.00 | Buildings and Grounds | 3,812.25 | Collected in 1985 | 26,057.68 |
| Garbage and Trash Disposal | 4,879.50 | Library and Education | | Cancelled, Abated or Adjusted 1985 | |
| Public Buildings and Grounds | 15,500.00 | Conservation | | Transfers to Tax Title Liens or Foreclosed | |
| Other Public Works | | All Other | | Balance December 31, 1985 | |
| HEALTH and WELFARE | | CAPITAL DEBT AUTHORIZED, DECEMBER 31, 1985 | | TAX TITLE LIENS OUTSTANDING | |
| Health Services Except Environmental | 3,088.00 | ISSUED AND UNISSUED | | Balance January 1, 1985 | 24,167.93 |
| Welfare-Public Assistance | 1,125.00 | School | | Transfer From Taxes | 4,842.56 |
| Hospitals, Clinics, First Aid | 1,000.00 | Self-liquidating | | Redeemed in 1985 | 14,317.64 |
| Animal, Insect, & Rodent Control | | Other | 302,500 | Cancelled, Abated or Adjusted (1985) | |
| Other Welfare Services | | Total | 302,500 | Transfers to Foreclosed Property | |
| RECREATION and CONSERVATION | | ISSUED AND OUTSTANDING | | Balance December 31, 1985 | 14,692.85 |
| Beaches and Boardwalks | 5,000.00 | School | | PROPERTY ACQUIRED BY DEED OR | |
| Parks, Playgrounds, Shade Trees | 150.00 | Self-Liquidating. | | FORECLOSURE | |
| Land Reclamation & Conservation | 800.00 | Other | | Balance January 1, 1985 | |
| Other Recreational Services | | Total | | Transfers From Taxes or Liens | |
| EDUCATION (excluding schools) | | EQUALIZED VALUATION BASIS | | Sale for Cash (1985) | |
| Libraries | 18,355.17 | FOR NET DEBT COMPUTATION | 64,459,407 | Cancelled, Abated or Adjusted (1985) | |
| Other Educational Services | | REAL PROPERTY VALUATIONS | | Balance December 31, 1985 | |
| STATUTORY EXPENDITURES | | Code Class # of Parcels % VAL'N | | CURRENT FINANCES DECEMBER 31, 1985 | |
| Pensions & F. I. C. A. | 17,300.00 | 1 Vacant Land 27 5.04 | 1,637,100.00 | ASSETS | |
| Employee Fringe Benefits | 1,600.00 | 2 Residential 196 81.07 | 26,335,100.00 | Cash Dec. 31, 1985 | 256,469.74 |
| Other Statutory Expenditures | | 3 Farm 24 5.68 | 1,845,800.00 | Taxes Receivable | 21,201.66 |
| CETA And Other Public Employment Programs | | 4a Commercial 20 8.21 | 2,666,300.00 | Tax Title Liens | 14,692.85 |
| MUNICIPAL FUNCTIONS TOTAL | 446,412.51 | 4b Industrial | | Foreclosed Property | |
| CAPITAL IMPROVEMENTS *MEMO* | 77,600.00 | 4c Apartments | | Emergencies & Other Deferred Charges | 12,063.98 |
| DEBT SERVICE | | Total | 32,484,300.00 | State and Federal Aid Receivable | 4,140.76 |
| Principal Payments | | Land Area 4.90 Sq. Miles | | Other Receivables | 4,160.92 |
| Interest Payments | | Net Valuation Taxable-Municipal | 32,680,314 | Total | 312,729.91 |
| DEFERRED CHARGES | 31,466.64 | Net Valuation Taxable-County | 64,097,020 | LIABILITIES, RESERVES, AND SURPLUS | |
| SCHOOL, COUNTY, SPECIAL DISTRICT TAXES | 589,049.85 | State Equalized Valuation | 74,454,879 | Cash Liabilities | 114,093.39 |
| RESERVE FOR UNCOLLECTED TAXES | 58,165.99 | State Equalization Ratio | 43.75 | Reserves for Receivables | 40,055.43 |
| EXPENDITURES TOTAL | 1,125,094.99 | | | Surplus Dec. 31, 1985 | 158,581.09 |
| | | | | Total | 312,729.91 |

1314
 Population 1980 **1,348**
 Population 1985 **1,341**
 S & P Rating
 Moody Rating

General Tax Rate Per \$100.

3.27

State Equalized Tax Rate

2.50

FARMINGDALE BORO. – MONMOUTH CO.

Form of Government:

Borough Council

Number of Members on Governing Body – 6

PER CAPITA:

Gross Debt **2,048.48**

Net Debt **291.55**

Debt Service **82.66**

Total Tax Levy **673.75**

Municipal Expenditures **263.25**

PER CENT:

Gross Debt **9.40**

Net Debt **1.34**

Tax Levy Collected **95.86**

Tax Levy Cancelled, Abated or Adjusted **.51**

| EXPENDITURES | | REVENUES-REALIZED | | 1985 PROPERTY TAX | |
|---|---------------------|--|----------------------|--|-------------------|
| GENERAL GOVERNMENT | | | | STATE EQUALIZED TAX RATE | |
| Governing Body & Public Boards | | 1985 Property Taxes Collected | 847,898.65 | Local District School Taxes | 1.31 |
| Municipal Clerk | | 1985 Payments in Lieu of Taxes | | Regional & Consolidated School Tax | .55 |
| Financial Administration | 4,298.18 | Delinquent Tax & Lien Collections | 30,076.70 | School Taxes in Municipal Budget | |
| Assessment of Taxes | 6,292.76 | Business Personalty Replacement Taxes | 22,076.80 | County Taxes | .50 |
| Collection of Taxes | 4,475.67 | Taxes from Public Utilities | 57,497.00 | County Library Taxes | .02 |
| Planning, Housing & Development | 1,571.37 | Other Miscellaneous Tax Revenues | | Local Municipal Purpose Taxes | .12 |
| Human Resources | | State Aid Revenues | 9,759.93 | Veteran & Senior Citizen Taxes | |
| Elections | 243.12 | Federal Aid Revenues | | Total Taxes for Rate Computation | 2.50 |
| General Administration (other) | 50,841.18 | State and Local Fiscal Assistance Act Utilized | 6,075.70 | Special District Taxes | |
| JUDICIARY | | Sale of Acquired Property | | Bank Corp. Taxes | 19,034.54 |
| Municipal Courts | 6,940.92 | Other Miscellaneous Revenues | 82,209.96 | Addded and Omitted Taxes | 660.94 |
| PUBLIC SAFETY | | Total | 1,055,594.74 | Total Taxes Levied - ABSTRACT | 903,497.81 |
| Fire Protection | 10,949.21 | Prior Years Surplus Appropriated | 164,000.00 | Total Taxes Billed | 884,502.27 |
| Police Protection | 38,527.88 | REVENUES | 1,219,594.74 | 1985 TAXES COLLECTED | 847,898.65 |
| Civil Defense & Disaster Control | | Reserve For Uncollected Taxes | 51,315.38 | 1985 Taxes Cancelled, Abated or Adjusted | 4,482.64 |
| Environmental Inspection & Control | 6,280.88 | CAPITAL OUTLAY | 21,779.70 | Transfer to Tax Title Liens or Foreclosed | 39.26 |
| Other Public Safety | | Total | 10,220.00 | Balance Outstanding Dec. 31, 1985 | 32,081.72 |
| PUBLIC WORKS | | Public Enterprises | 404.92 | PRIOR YEARS TAXES OUTSTANDING | |
| Streets and Drainage | 24,087.62 | Recreation—Culture | 264.93 | Balance January 1, 1985 | 30,086.14 |
| Sewers and Sewage Processing | 1,189.83 | Public Works | 10,889.85 | Collected in 1985 | 30,076.70 |
| Garbage and Trash Disposal | 17,641.04 | Buildings and Grounds | | Cancelled, Abated or Adjusted 1985 | 9.44 |
| Public Buildings and Grounds | | Library and Education | | Transfers to Tax Title Liens or Foreclosed | |
| Other Public Works | | Conservation | | Balance December 31, 1985 | |
| HEALTH and WELFARE | | All Other | | TAX TITLE LIENS OUTSTANDING | |
| Health Services Except Environmental | | CAPITAL DEBT AUTHORIZED, DECEMBER 31, 1985 | | Balance January 1, 1985 | 215.01 |
| Welfare-Public Assistance | 248.00 | ISSUED AND UNISSUED | | Transfer From Taxes | 39.26 |
| Hospitals, Clinics, First Aid | | School | 815,070 | Redeemed in 1985 | |
| Animal, Insect, & Rodent Control | | Self-Liquidating | 1,720,865 | Cancelled, Abated or Adjusted (1985) | |
| Other Welfare Services | | Other | 211,078 | Transfers to Foreclosed Property | |
| RECREATION and CONSERVATION | | Total | 2,747,013 | Balance December 31, 1985 | 254.27 |
| Beaches and Boardwalks | 195.00 | ISSUED AND OUTSTANDING | | PROPERTY ACQUIRED BY DEED OR | |
| Parks, Playgrounds, Shade Trees | | School | 1,376,000.00 | FORECLOSURE | |
| Land Reclamation & Conservation | 425.46 | Self-Liquidating | 1,680,000.00 | Balance January 1, 1985 | |
| Other Recreational Services | | Other | 20,000.00 | Transfers From Taxes or Liens | |
| EDUCATION (excluding schools) | | Total | 3,076,000.00 | Sole for Cash (1985) | |
| Libraries | | EQUALIZED VALUATION BASIS | | Cancelled, Abated or Adjusted (1985) | |
| Other Educational Services | | FOR NET DEBT COMPUTATION | 29,210,846 | Balance December 31, 1985 | |
| STATUTORY EXPENDITURES | | REAL PROPERTY VALUATIONS | | CURRENT FINANCES DECEMBER 31, 1985 | |
| Pensions & F. I. C. A. | 6,770.72 | Code Class # of Parcels % VAL'N | | ASSETS | |
| Employee Fringe Benefits | 1,934.46 | 1 Vacant Land 50 2.41 | 602,200.00 | Cash Dec. 31, 1985 | 590,075.38 |
| Other Statutory Expenditures | 800.00 | 2 Residential 293 62.75 | 15,680,600.00 | Taxes Receivable | 32,081.72 |
| CETA And Other Public Employment Programs | | 3 Farm 4 1.19 | 295,400.00 | Tax Title Liens | 254.27 |
| MUNICIPAL FUNCTIONS | 183,713.30 | 4a Commercial 31 15.46 | 3,864,500.00 | Foreclosed Property | |
| CAPITAL IMPROVEMENTS | *MEMO* | 4b Industrial 5 6.58 | 1,643,400.00 | Emergencies & Other Deferred Charges | 16,929.93 |
| DEBT SERVICE | | 4c Apartments 2 11.62 | 2,904,800.00 | State and Federal Aid Receivable | 5,000.00 |
| Principal Payments | 65,000.00 | Total 385 | 24,990,900.00 | Other Receivables | 145,580.64 |
| Interest Payments | 45,842.39 | Land Area .50 Sq. Miles | | Total | 789,921.94 |
| DEFERRED CHARGES | 7,146.05 | Net Valuation Taxable-Municipal | 27,012,265 | LIABILITIES, RESERVES, AND SURPLUS | |
| SCHOOL, COUNTY, SPECIAL DISTRICT TAXES | 840,566.98 | Net Valuation Taxable-County | 32,489,072 | Cash Liabilities | 398,132.98 |
| RESERVE FOR UNCOLLECTED TAXES | 51,315.38 | State Equalized Valuation | 34,677,479 | Reserves for Receivables | 177,916.63 |
| EXPENDITURES | 1,193,584.10 | State Equalization Ratio | 76.55 | Surplus Dec. 31, 1985 | 213,872.33 |
| | | | | Total | 789,921.94 |

0314
 Population 1980 597
 Population 1985 602
 S & P Rating
 Moody Rating
 General Tax Rate Per \$100. 2.24
 State Equalized Tax Rate 2.38

FIELDSBORO BORO. - BURLINGTON CO.
Form of Government:
Borough Council
Number of Members on Governing Body - 6

PER CAPITA:
 Gross Debt 445.78
 Net Debt 445.78
 Debt Service 23.08
 Total Tax Levy 407.82
 Municipal Expenditures 417.74
 PER CENT:
 Gross Debt 2.60
 Net Debt 2.60
 Tax Levy Collected 83.37
 Tax Levy Cancelled, Abated or Adjusted .03

| EXPENDITURES | | REVENUES-REALIZED | | 1985 PROPERTY TAX | |
|---|------------|--|---------------|--|------------|
| GENERAL GOVERNMENT | | | | STATE EQUALIZED TAX RATE 1.38 | 142,177.00 |
| Governing Body & Public Boards | | 1985 Property Taxes Collected | 204,686.66 | Local District School Taxes | |
| Municipal Clerk | 5,532.37 | 1985 Payments in Lieu of Taxes | | Regional & Consolidated School Tax | |
| Financial Administration | 1,850.00 | Delinquent Tax & Lien Collections | 37,457.76 | School Taxes in Municipal Budget | |
| Assessment of Taxes | 5,000.00 | Business Personalty Replacement Taxes | 65,648.24 | County Taxes | 77,021.31 |
| Collection of Taxes | 850.00 | Taxes from Public Utilities | 31,206.00 | County Library Taxes | 4,486.79 |
| Planning, Housing & Development | | Other Miscellaneous Tax Revenues | | Local Municipal Purpose Taxes | 21,000.00 |
| Human Resources | | State Aid Revenues | 4,453.28 | Veteran & Senior Citizen Taxes | 6,800.00 |
| Elections | | Federal Aid Revenues | | Total Taxes for Rate Computation | 251,485.10 |
| General Administration (other) | 48,570.00 | State and Local Fiscal Assistance Act Utilized | 3,775.00 | Special District Taxes | |
| JUDICIARY | | Sale of Acquired Property | | Bank Corp. Taxes | 822.84 |
| Municipal Courts | 6,254.72 | Other Miscellaneous Revenues | 46,265.17 | Added and Omitted Taxes | |
| PUBLIC SAFETY | | Total | 393,492.11 | Total Taxes Levied - ABSTRACT | 245,507.94 |
| Fire Protection | 3,000.00 | Prior Years Surplus Appropriated | 47,005.00 | Total Taxes Billed | 245,513.11 |
| Police Protection | 33,998.60 | REVENUES TOTAL | 440,497.11 | 1985 TAXES COLLECTED | 204,686.66 |
| Civil Defense & Disaster Control | 375.00 | Reserve For Uncollected Taxes | 46,000.00 | 1985 Taxes Cancelled, Abated or Adjusted | 64.96 |
| Environmental Inspection & Control | | CAPITAL OUTLAY TOTAL | 29,751.00 | Transfer to Tax Title Liens or Foreclosed | 3,387.33 |
| Other Public Safety | | | | Balance Outstanding Dec. 31, 1985 | 37,374.16 |
| PUBLIC WORKS | | | | PRIOR YEARS TAXES OUTSTANDING | |
| Streets and Drainage | 24,050.00 | Public Enterprises | | Balance January 1, 1985 | 38,179.49 |
| Sewers and Sewage Processing | | Recreation—Culture | | Collected in 1985 | 36,388.12 |
| Garbage and Trash Disposal | 22,380.00 | Public Works | 5,751.00 | Cancelled, Abated or Adjusted 1985 | |
| Public Buildings and Grounds | 27,175.00 | Buildings and Grounds | 24,000.00 | Transfers to Tax Title Liens or Foreclosed | |
| Other Public Works | | Library and Education | | Balance December 31, 1985 | 1,791.37 |
| HEALTH and WELFARE | | Conservation | | TAX TITLE LIENS OUTSTANDING | |
| Health Services Except Environmental | 50.00 | All Other | | Balance January 1, 1985 | 12,283.47 |
| Welfare-Public Assistance | 400.00 | | | Transfer From Taxes | 3,387.33 |
| Hospitals, Clinics, First Aid | | CAPITAL DEBT AUTHORIZED, DECEMBER 31, 1985 | | Redeemed in 1985 | 1,069.64 |
| Animal, Insect, & Rodent Control | | ISSUED AND UNISSUED GROSS DEBT | | Cancelled, Abated or Adjusted (1985) | |
| Other Welfare Services | | School | | Transfers to Foreclosed Property | |
| RECREATION and CONSERVATION | | Self-liquidating | 268,359 | Balance December 31, 1985 | 14,601.16 |
| Beaches and Boardwalks | | Other | 268,359 | PROPERTY ACQUIRED BY DEED OR | |
| Parks, Playgrounds, Shade Trees | 3,000.00 | Total | 268,359 | FORECLOSURE | |
| Land Reclamation & Conservation | | | | Balance January 1, 1985 | 300.00 |
| Other Recreational Services | | ISSUED AND OUTSTANDING | | Transfers From Taxes or Liens | |
| EDUCATION (excluding schools) | | School | | Sale for Cash (1985) | |
| Libraries | 50.00 | Self-Liquidating | | Cancelled, Abated or Adjusted (1985) | |
| Other Educational Services | | Other | | Balance December 31, 1985 | 300.00 |
| STATUTORY EXPENDITURES | | Total | | CURRENT FINANCES DECEMBER 31, 1985 | |
| Pensions & F. I. C. A. | 5,455.46 | EQUALIZED VALUATION BASIS | | ASSETS | |
| Employee Fringe Benefits | 415.00 | FOR NET DEBT COMPUTATION | 10,311,795 | Cash Dec. 31, 1985 | 89,429.94 |
| Other Statutory Expenditures | | REAL PROPERTY VALUATIONS | | Taxes Receivable | 39,165.53 |
| CETA And Other Public Employment Programs | | Code Class # of Parcels % VAL'N | | Tax Title Liens | 14,601.16 |
| MUNICIPAL FUNCTIONS TOTAL | 188,406.15 | 1 Vacant Land 34 2.76 | 299,800.00 | Foreclosed Property | 300.00 |
| CAPITAL IMPROVEMENTS *MEMO* | 500.00 | 2 Residential 166 64.27 | 6,987,400.00 | Emergencies & Other Deferred Charges | 18,211.81 |
| DEBT SERVICE | | 3 Farm | | State and Federal Aid Receivable | 103.70 |
| Principal Payments | 13,000.00 | 4a Commercial 7 7.98 | 867,300.00 | Other Receivables | 17,357.86 |
| Interest Payments | 895.80 | 4b Industrial 1 24.99 | 2,717,200.00 | Total | 179,170.00 |
| | | 4c Apartments | | LIABILITIES, RESERVES, AND SURPLUS | |
| | | Total 208 | 10,871,700.00 | Cash Liabilities | 51,142.31 |
| DEFERRED CHARGES | 3,176.54 | Land Area .30 Sq. Miles | | Reserves for Receivables | 71,424.55 |
| SCHOOL, COUNTY, SPECIAL DISTRICT TAXES | 223,685.10 | Net Valuation Taxable-Municipal | 10,923,673 | Surplus Dec. 31, 1985 | 56,603.14 |
| RESERVE FOR UNCOLLECTED TAXES | 46,000.00 | Net Valuation Taxable-County | 13,396,506 | Total | 179,170.00 |
| EXPENDITURES TOTAL | 475,163.59 | State Equalized Valuation | 10,285,124 | | |
| | | State Equalization Ratio | 106.24 | | |

1009
 Population 1980 **4,132**
 Population 1985 **4,259**
 S & P Rating
 Moody Rating **AI**

General Tax Rate Per \$100.

State Equalized Tax Rate
4.32
2.18

FLEMINGTON BORO. - HUNTERDON CO.

Form of Government:

Borough Council

Number of Members on Governing Body - 6

PER CAPITA:

Gross Debt **382.50**
 Net Debt **117.44**
 Debt Service
 Total Tax Levy **903.54**
 Municipal Expenditures **446.76**

PER CENT:

Gross Debt **1.08**
 Net Debt **.33**
 Tax Levy Collected **97.19**
 Tax Levy Cancelled, Abated or Adjusted

| EXPENDITURES | | REVENUES-REALIZED | | 1985 PROPERTY TAX | |
|---|---------------------|--|----------------------|--|---------------------|
| GENERAL GOVERNMENT | | | | STATE EQUALIZED TAX RATE | |
| Governing Body & Public Boards | | | | Local District School Taxes | |
| Municipal Clerk | | | | Regional & Consolidated School Tax | 1.37 |
| Financial Administration | 23,700.00 | 1985 Property Taxes Collected | 3,718,901.17 | School Taxes in Municipal Budget | |
| Assessment of Taxes | 35,147.58 | 1985 Payments in Lieu of Taxes | | County Taxes | .42 |
| Collection of Taxes | 9,800.00 | Delinquent Tax & Lien Collections | 96,839.86 | County Library Taxes | |
| Planning, Housing & Development | 25,883.60 | Business Personalty Replacement Taxes | 110,452.07 | Local Municipal Purpose Taxes | .39 |
| Human Resources | 500.00 | Taxes from Public Utilities | 223,955.00 | Veteran & Senior Citizen Taxes | |
| Elections | | Other Miscellaneous Tax Revenues | | Total Taxes for Rate Computation | 2.18 |
| General Administration (other) | 168,709.42 | State Aid Revenues | 37,308.52 | Special District Taxes | |
| JUDICIARY | | Federal Aid Revenues | | Bank Corp. Taxes | 27,439.58 |
| Municipal Courts | 34,550.00 | State and Local Fiscal Assistance Act Utilized | 38,780.65 | Added and Omitted Taxes | 54,172.80 |
| PUBLIC SAFETY | | Sale of Acquired Property | | Total Taxes Levied - ABSTRACT | 3,848,190.13 |
| Fire Protection | 50,900.00 | Other Miscellaneous Revenues | 491,059.69 | Total Taxes Billed | 3,826,578.24 |
| Police Protection | 323,500.00 | Total | 4,717,296.96 | 1985 TAXES COLLECTED | 3,718,901.17 |
| Civil Defense & Disaster Control | 1,000.00 | Prior Years Surplus Appropriated | 325,000.00 | 1985 Taxes Cancelled, Abated or Adjusted | |
| Environmental Inspection & Control | 23,500.00 | REVENUES | 5,042,296.96 | Transfer to Tax Title Liens or Foreclosed | |
| Other Public Safety | | Reserve For Uncollected Taxes | 112,464.52 | Balance Outstanding Dec. 31, 1985 | 1,416.96 |
| PUBLIC WORKS | | CAPITAL OUTLAY | 358,589.41 | PRIOR YEARS TAXES OUTSTANDING | |
| Streets and Drainage | 211,065.00 | Public Enterprises | 5,098.30 | Balance January 1, 1985 | 100,217.70 |
| Sewers and Sewage Processing | 341,100.00 | Recreation—Culture | | Collected in 1985 | 96,839.86 |
| Garbage and Trash Disposal | 105,000.00 | Public Works | 353,491.11 | Cancelled, Abated or Adjusted 1985 | |
| Public Buildings and Grounds | 41,891.39 | Buildings and Grounds | | Transfers to Tax Title Liens or Foreclosed | |
| Other Public Works | | Library and Education | | Balance December 31, 1985 | 3,377.84 |
| HEALTH and WELFARE | | Conservation | | TAX TITLE LIENS OUTSTANDING | |
| Health Services Except Environmental | 4,250.00 | All Other | | Balance January 1, 1985 | 3,674.65 |
| Welfare-Public Assistance | 3,190.00 | CAPITAL DEBT AUTHORIZED, DECEMBER 31, 1985 | | Transfer From Taxes | 1,416.96 |
| Hospitals, Clinics, First Aid | | ISSUED AND UNISSUED | | Redeemed in 1985 | |
| Animal, Insect, & Rodent Control | 2,500.00 | School | 854,907 | Cancelled, Abated or Adjusted (1985) | |
| Other Welfare Services | | Self-liquidating | 274,000 | Transfers to Foreclosed Property | |
| RECREATION and CONSERVATION | | Other | 500,171 | Balance December 31, 1985 | 5,091.61 |
| Beaches and Boardwalks | | Total | 1,629,079 | PROPERTY ACQUIRED BY DEED OR | |
| Parks, Playgrounds, Shade Trees | 14,700.00 | ISSUED AND OUTSTANDING | | FORECLOSURE | |
| Land Reclamation & Conservation | 4,000.00 | School | 788,569.65 | Balance January 1, 1985 | 24,000.00 |
| Other Recreational Services | 12,700.00 | Self-Liquidating | 274,000.00 | Transfers From Taxes or Liens | |
| EDUCATION (excluding schools) | | Other | | Sale for Cash (1985) | |
| Libraries | 75,862.50 | Total | 1,062,569.65 | Cancelled, Abated or Adjusted (1985) | |
| Other Educational Services | | EQUALIZED VALUATION BASIS | | Balance December 31, 1985 | 24,000.00 |
| STATUTORY EXPENDITURES | | FOR NET DEBT COMPUTATION | 150,854,398 | CURRENT FINANCES DECEMBER 31, 1985 | |
| Pensions & F. I. C. A. | 81,500.00 | REAL PROPERTY VALUATIONS | | ASSETS | |
| Employee Fringe Benefits | 59,000.00 | Code Class # of Parcels % VAL'N | | Cash Dec. 31, 1985 | 792,219.00 |
| Other Statutory Expenditures | 500.00 | 1 Vacant Land 119 2.33 | 1,998,900.00 | Taxes Receivable | 109,637.95 |
| CETA And Other Public Employment Programs | | 2 Residential 770 42.22 | 36,218,600.00 | Tax Title Liens | 5,091.61 |
| MUNICIPAL FUNCTIONS | 1,654,449.49 | 3 Farm 1 | 3,900.00 | Foreclosed Property | 24,000.00 |
| CAPITAL IMPROVEMENTS | 66,808.61 | 4a Commercial 212 42.47 | 36,433,800.00 | Emergencies & Other Deferred Charges | 60,000.00 |
| DEBT SERVICE | | 4b Industrial | | State and Federal Aid Receivable | 627.05 |
| Principal Payments | | 4c Apartments 9 12.97 | 11,129,800.00 | Other Receivables | 120,992.51 |
| Interest Payments | | Total 1111 | 85,785,000.00 | Total | 1,112,568.12 |
| DEFERRED CHARGES | 135,845.82 | Land Area 1.10 Sq. Miles | | LIABILITIES, RESERVES, AND SURPLUS | |
| SCHOOL, COUNTY, SPECIAL DISTRICT TAXES | 3,091,988.12 | Net Valuation Taxable-Municipal | 87,324,200 | Cash Liabilities | 364,554.93 |
| RESERVE FOR UNCOLLECTED TAXES | 112,464.52 | Net Valuation Taxable-County | 153,025,201 | Reserves for Receivables | 259,722.07 |
| EXPENDITURES | 4,994,747.95 | State Equalized Valuation | 171,176,072 | Surplus Dec. 31, 1985 | 488,291.12 |
| TOTAL | | State Equalization Ratio | 50.57 | Total | 1,112,568.12 |

0315

Population 1980 **9,084**
 Population 1985 **9,269**
 S & P Rating
 Moody Rating **AAA**

General Tax Rate Per \$100.

2.19
 State Equalized Tax Rate
2.55

FLORENCE TWP. – BURLINGTON COUNTY
Form of Government:
Mayor-Council Plan F (OMCL 50)
Number of Members on Governing Body – 5

PER CAPITA:

Gross Debt **761.25**
 Net Debt **383.38**
 Debt Service **42.82**
 Total Tax Levy **601.32**
 Municipal Expenditures **362.46**

PER CENT:

Gross Debt **3.72**
 Net Debt **1.88**
 Tax Levy Collected **90.84**
 Tax Levy Cancelled, Abated or Adjusted **1.11**

| EXPENDITURES | | REVENUES-REALIZED | | 1985 PROPERTY TAX | |
|---|---------------------|--|---------------------|---|---------------------|
| GENERAL GOVERNMENT | | | | STATE EQUALIZED TAX RATE 1.36 | 2,818,678.88 |
| Governing Body & Public Boards | 21,099.62 | 1985 Property Taxes Collected | 5,052,996.38 | Local District School Taxes | |
| Municipal Clerk | 58,450.00 | 1985 Payments in Lieu of Taxes | | Regional & Consolidated School Tax | |
| Financial Administration | 41,500.00 | Delinquent Tax & Lien Collections | 273,666.97 | School Taxes in Municipal Budget | |
| Assessment of Taxes | 28,354.36 | Business Personalty Replacement Taxes | 415,378.96 | County Taxes | 1,244,954.63 |
| Collection of Taxes | 46,600.00 | Taxes from Public Utilities | 591,783.00 | County Library Taxes | 69,624.66 |
| Planning, Housing & Development | 72,177.74 | Other Miscellaneous Tax Revenues | | Local Municipal Purpose Taxes | 1,136,500.00 |
| Human Resources | 12,394.00 | State Aid Revenues | 113,815.08 | Veteran & Senior Citizen Taxes | 155,300.00 |
| Elections | | Federal Aid Revenues | | Total Taxes for Rate Computation | 5,425,058.17 |
| General Administration (other) | 262,203.07 | State and Local Fiscal Assistance Act Utilized | 76,828.10 | Special District Taxes | 238,000.00 |
| JUDICIARY | | Sale of Acquired Property | | Bank Corp. Taxes | 13,521.05 |
| Municipal Courts | 29,825.00 | Other Miscellaneous Revenues | 456,157.86 | Added and Omitted Taxes | 52,399.03 |
| PUBLIC SAFETY | | Total | 6,980,626.35 | Total Taxes Levied - ABSTRACT | 5,573,678.25 |
| Fire Protection | 828.05 | Prior Years Surplus Appropriated | 433,194.28 | Total Taxes Billed | 5,562,227.18 |
| Police Protection | 601,716.41 | REVENUES TOTAL | 7,413,820.63 | 1985 TAXES COLLECTED | 5,052,996.38 |
| Civil Defense & Disaster Control | 850.00 | Reserve For Uncollected Taxes | 692,197.90 | 1985 Taxes Cancelled, Abated or Adjusted | 61,483.81 |
| Environmental Inspection & Control | 56,510.00 | CAPITAL OUTLAY TOTAL | 841,202.49 | Transfer to Tax Title Liens or Foreclosed Balance Outstanding Dec. 31, 1985 | 197,238.97 |
| Other Public Safety | | | | | 250,508.02 |
| PUBLIC WORKS | | | | PRIOR YEARS TAXES OUTSTANDING | |
| Streets and Drainage | 238,302.83 | Public Enterprises | 544,556.71 | Balance January 1, 1985 | 467,207.67 |
| Sewers and Sewage Processing | | Recreation—Culture | 41,165.87 | Collected in 1985 | 222,776.03 |
| Garbage and Trash Disposal | 276,000.00 | Public Works | 208,956.28 | Cancelled, Abated or Adjusted 1985 | |
| Public Buildings and Grounds | 128,100.00 | Buildings and Grounds | 46,523.63 | Transfers to Tax Title Liens or Foreclosed Balance December 31, 1985 | 232,041.07 |
| Other Public Works | | Library and Education | | | 12,390.57 |
| HEALTH and WELFARE | | Conservation | | TAX TITLE LIENS OUTSTANDING | |
| Health Services Except Environmental | 2,250.00 | All Other | | Balance January 1, 1985 | 70,264.21 |
| Welfare-Public Assistance | 11,199.93 | CAPITAL DEBT AUTHORIZED, DECEMBER 31, 1985 | | Transfer From Taxes | 488,717.86 |
| Hospitals, Clinics, First Aid | | ISSUED AND UNISSUED | | Redeemed in 1985 | 50,890.94 |
| Animal, Insect, & Rodent Control | | School | 46,000 | Cancelled, Abated or Adjusted (1985) | |
| Other Welfare Services | | Self-Liquidating | 3,166,327 | Transfers to Foreclosed Property | |
| RECREATION and CONSERVATION | | Other | 3,843,674 | Balance December 31, 1985 | 508,091.13 |
| Beaches and Boardwalks | | Total | 7,056,001 | PROPERTY ACQUIRED BY DEED OR FORECLOSURE | |
| Parks, Playgrounds, Shade Trees | 49,200.00 | ISSUED AND OUTSTANDING | | Balance January 1, 1985 | 9,940.01 |
| Land Reclamation & Conservation | 95.00 | School | 46,000.00 | Transfers From Taxes or Liens | |
| Other Recreational Services | 30,968.21 | Self-Liquidating | 3,013,427.50 | Sale for Cash (1985) | |
| EDUCATION (excluding schools) | | Other | 3,268,561.00 | Cancelled, Abated or Adjusted (1985) | |
| Libraries | 24,600.00 | Total | 6,327,988.50 | Balance December 31, 1985 | 9,940.01 |
| Other Educational Services | | EQUALIZED VALUATION BASIS | | CURRENT FINANCES DECEMBER 31, 1985 | |
| STATUTORY EXPENDITURES | | FOR NET DEBT COMPUTATION | 189,473.802 | ASSETS | |
| Pensions & F. I. C. A. | 159,068.26 | REAL PROPERTY VALUATIONS | | Cash Dec. 31, 1985 | 1,252,386.59 |
| Employee Fringe Benefits | 90,800.00 | Code Class # of Parcels % VAL'N | | Taxes Receivable | 262,898.59 |
| Other Statutory Expenditures | | 1 Vacant Land | 446 4.29 | Tax Title Liens | 508,091.13 |
| CETA And Other Public Employment Programs | | 2 Residential | 2968 69.53 | Foreclosed Property | 9,940.01 |
| MUNICIPAL FUNCTIONS TOTAL | 2,243,092.48 | 3 Farm | 140 2.16 | Emergencies & Other Deferred Charges | 145,000.00 |
| CAPITAL IMPROVEMENTS *MEMO* | | 4a Commercial | 139 9.98 | State and Federal Aid Receivable | |
| DEBT SERVICE | | 4b Industrial | 18 12.50 | Other Receivables | 13,856.83 |
| Principal Payments | 160,932.00 | 4c Apartments | 9 1.53 | Total | 2,192,173.15 |
| Interest Payments | 235,921.85 | Total | 3720 | LIABILITIES, RESERVES, AND SURPLUS | |
| DEFERRED CHARGES | 27,503.18 | Land Area 9.65 Sq. Miles | | Cash Liabilities | 548,465.78 |
| SCHOOL, COUNTY, SPECIAL DISTRICT TAXES | 4,371,258.17 | Net Valuation Taxable-Municipal | 240,603,848 | Reserves for Receivables | 782,392.56 |
| RESERVE FOR UNCOLLECTED TAXES | 692,197.90 | Net Valuation Taxable-County | 207,883,037 | Surplus Dec. 31, 1985 | 861,314.81 |
| EXPENDITURES TOTAL | 7,730,905.58 | State Equalized Valuation | 207,245,191 | Total | 2,192,173.15 |
| | | State Equalization Ratio | 116.27 | | |

1411
 Population 1980 **9,359**
 Population 1985 **10,361**
 S & P Rating
 Moody Rating **AA1**

General Tax Rate Per \$100. **2.36**
 State Equalized Tax Rate **1.38**

FLORHAM PARK BOROUGH – MORRIS CO.
Form of Government:
Borough Council
Number of Members on Governing Body – 6

PER CAPITA:
 Gross Debt **405.19**
 Net Debt **271.87**
 Debt Service **65.93**
 Total Tax Levy **1,097.00**
 Municipal Expenditures **426.44**

PER CENT:
 Gross Debt **.61**
 Net Debt **.41**
 Tax Levy Collected **99.31**
 Tax Levy Cancelled, Abated or Adjusted **.04**

| EXPENDITURES | | REVENUES-REALIZED | | 1985 PROPERTY TAX | |
|---|---------------|--|--|--|---------------|
| GENERAL GOVERNMENT | | | | STATE EQUALIZED TAX RATE → | |
| Governing Body & Public Boards | 59,060.00 | 1985 Property Taxes Collected | | Local District School Taxes | 3,375,744.00 |
| Municipal Clerk | | 1985 Payments in Lieu of Taxes | | Regional & Consolidated School Tax | 2,587,937.62 |
| Financial Administration | 90,268.00 | Delinquent Tax & Lien Collections | | School Taxes in Municipal Budget | |
| Assessment of Taxes | 46,162.00 | Business Personalty Replacement Taxes | | County Taxes | 3,099,911.92 |
| Collection of Taxes | 3,600.00 | Taxes from Public Utilities | | County Library Taxes | |
| Planning, Housing & Development | 24,177.00 | Other Miscellaneous Tax Revenues | | Local Municipal Purpose Taxes | 2,116,416.10 |
| Human Resources | | State Aid Revenues | | Veteran & Senior Citizen Taxes | 52,050.00 |
| Elections | 2,300.00 | Federal Aid Revenues | | Total Taxes for Rate Computation | 11,232,059.64 |
| General Administration (other) | 473,086.00 | State and Local Fiscal Assistance Act Utilized | | Special District Taxes | |
| JUDICIARY | | Sole of Acquired Property | | Bank Corp. Taxes | 23,549.05 |
| Municipal Courts | 42,511.00 | Other Miscellaneous Revenues | | Added and Omitted Taxes | 162,503.56 |
| PUBLIC SAFETY | | Total | | Total Taxes Levied - ABSTRACT | 11,366,062.25 |
| Fire Protection | 137,600.00 | Prior Years Surplus Appropriated | | Total Taxes Billed | 11,301,784.45 |
| Police Protection | 850,794.00 | REVENUES TOTAL | | 1985 TAXES COLLECTED | 11,223,566.78 |
| Civil Defense & Disaster Control | 2,778.00 | Reserve For Uncollected Taxes | | 1985 Taxes Cancelled, Abated or Adjusted | 4,566.37 |
| Environmental Inspection & Control | 50,427.00 | CAPITAL OUTLAY TOTAL | | Transfer to Tax Title Liens or Foreclosed | 4,071.00 |
| Other Public Safety | | | | Balance Outstanding Dec. 31, 1985 | 69,580.30 |
| PUBLIC WORKS | | Public Enterprises | | PRIOR YEARS TAXES OUTSTANDING | |
| Streets and Drainage | 355,200.00 | Recreation—Culture | | Balance January 1, 1985 | 96,324.33 |
| Sewers and Sewage Processing | 90,000.00 | Public Works | | Collected in 1985 | 96,324.33 |
| Garbage and Trash Disposal | 54,880.00 | Buildings and Grounds | | Cancelled, Abated or Adjusted 1985 | |
| Public Buildings and Grounds | 190,277.00 | Library and Education | | Transfers to Tax Title Liens or Foreclosed | |
| Other Public Works | 131,534.00 | Conservation | | Balance December 31, 1985 | |
| HEALTH and WELFARE | | All Other | | TAX TITLE LIENS OUTSTANDING | |
| Health Services Except Environmental | 30,127.00 | CAPITAL DEBT AUTHORIZED, DECEMBER 31, 1985 | | Balance January 1, 1985 | 9,000.18 |
| Welfare-Public Assistance | 2,860.00 | ISSUED AND UNISSUED GROSS DEBT NET DEBT | | Transfer From Taxes | 4,071.00 |
| Hospitals, Clinics, First Aid | | School 816,751 | | Redeemed in 1985 | |
| Animal, Insect, & Rodent Control | 3,500.00 | Self-Liquidating 556,250 | | Cancelled, Abated or Adjusted (1985) | |
| Other Welfare Services | | Other 2,825,147 | | Transfers to Foreclosed Property | |
| RECREATION and CONSERVATION | | Total 4,198,148 | | Balance December 31, 1985 | 13,071.18 |
| Beaches and Boardwalks | | ISSUED AND OUTSTANDING | | PROPERTY ACQUIRED BY DEED OR | |
| Parks, Playgrounds, Shade Trees | 8,000.00 | School 816,751.12 | | FORECLOSURE | |
| Land Reclamation & Conservation | | Self-Liquidating 542,000.00 | | Balance January 1, 1985 | 13,140.00 |
| Other Recreational Services | 97,370.00 | Other 2,825,147.00 | | Transfers From Taxes or Liens | |
| EDUCATION (excluding schools) | | Total 4,183,898.12 | | Sale for Cash (1985) | |
| Libraries | 162,000.00 | EQUALIZED VALUATION BASIS | | Cancelled, Abated or Adjusted (1985) | |
| Other Educational Services | | FOR NET DEBT COMPUTATION | | Balance December 31, 1985 | 13,140.00 |
| STATUTORY EXPENDITURES | | REAL PROPERTY VALUATIONS | | CURRENT FINANCES DECEMBER 31, 1985 | |
| Pensions & F. I. C. A. | 241,139.04 | Code Class # of Parcels % VAL'N ASSESSED VALUATION | | ASSETS | |
| Employee Fringe Benefits | 110,000.00 | 1 Vacant Land 130 3.09 14,576,600.00 | | Cash Dec. 31, 1985 | 1,419,367.30 |
| Other Statutory Expenditures | | 2 Residential 2966 49.18 231,740,858.00 | | Taxes Receivable | 69,580.30 |
| CETA And Other Public Employment Programs | 3,259,650.04 | 3 Farm 2 .04 198,300.00 | | Tax Title Liens | 13,071.18 |
| MUNICIPAL FUNCTIONS TOTAL | 3,259,650.04 | 4a Commercial 89 19.75 93,045,450.00 | | Foreclosed Property | 13,140.00 |
| CAPITAL IMPROVEMENTS *MEMO* | 9,350.00 | 4b Industrial 24 27.94 131,673,900.00 | | Emergencies & Other Deferred Charges | 87,476.00 |
| DEBT SERVICE | | 4c Apartments | | State and Federal Aid Receivable | 62,043.97 |
| Principal Payments | 446,395.00 | Total 3211 471,235,108.00 | | Other Receivables | 12,835.34 |
| Interest Payments | 236,744.95 | Land Area 7.50 Sq. Miles | | Total | 1,677,514.09 |
| DEFERRED CHARGES | 21,869.00 | Net Valuation Taxable-Municipal | | LIABILITIES, RESERVES, AND SURPLUS | |
| SCHOOL, COUNTY, SPECIAL DISTRICT TAXES | 9,063,593.54 | Net Valuation Taxable-County | | Cash Liabilities | 411,536.42 |
| RESERVE FOR UNCOLLECTED TAXES | 453,677.56 | State Equalized Valuation | | Reserves for Receivables | 108,626.82 |
| EXPENDITURES TOTAL | 13,481,930.09 | State Equalization Ratio | | Surplus Dec. 31, 1985 | 1,157,350.85 |
| | | | | Total | 1,677,514.09 |

0110
 Population 1980 **1,892**
 Population 1985 **1,943**
 S & P Rating
 Moody Rating

General Tax Rate Per \$100. **6.98**
 State Equalized Tax Rate **1.99**

FOLSOM BOROUGH – ATLANTIC COUNTY
Form of Government:
Borough Council
Number of Members on Governing Body – 6

PER CAPITA:
 Gross Debt **765.92**
 Net Debt **216.24**
 Debt Service **47.56**
 Total Tax Levy **610.31**
 Municipal Expenditures **296.55**

PER CENT:
 Gross Debt **2.66**
 Net Debt **.75**
 Tax Levy Collected **90.68**
 Tax Levy Cancelled, Abated or Adjusted

| EXPENDITURES | | REVENUES-REALIZED | | 1985 PROPERTY TAX | |
|---|---------------------|--|----------------------|--|---------------------|
| GENERAL GOVERNMENT | | | | STATE EQUALIZED TAX RATE | |
| Governing Body & Public Boards | | 1985 Property Taxes Collected | 1,077,429.16 | Local District School Taxes 1.22 | 724,651.00 |
| Municipal Clerk | | 1985 Payments in Lieu of Taxes | | Regional & Consolidated School Tax | |
| Financial Administration | 10,800.00 | Delinquent Tax & Lien Collections | 108,911.88 | School Taxes in Municipal Budget | |
| Assessment of Taxes | 6,850.00 | Business Personalty Replacement Taxes | 22,272.56 | County Taxes .46 * | 274,082.27 |
| Collection of Taxes | 10,700.00 | Taxes from Public Utilities | 142,944.00 | County Library Taxes .03 | 18,520.45 |
| Planning, Housing & Development | 4,050.00 | Other Miscellaneous Tax Revenues | | Local Municipal Purpose Taxes .28 | 168,577.64 |
| Human Resources | 2,850.00 | State Aid Revenues | 13,651.37 | Veteran & Senior Citizen Taxes | 19,800.00 |
| Elections | | Federal Aid Revenues | | Total Taxes for Rate Computation 1.99 | 1,205,631.36 |
| General Administration (other) | 81,858.12 | State and Local Fiscal Assistance Act Utilized | 7,719.00 | Special District Taxes | |
| JUDICIARY | | Sale of Acquired Property | | Bank Corp. Taxes | |
| Municipal Courts | 12,350.00 | Other Miscellaneous Revenues | 72,207.60 | Added and Omitted Taxes | |
| PUBLIC SAFETY | | Total | 1,445,135.57 | Total Taxes Levied - ABSTRACT | 1,185,831.36 |
| Fire Protection | 19,500.00 | Prior Years Surplus Appropriated | 100,000.00 | Total Taxes Billed | 1,188,206.56 |
| Police Protection | 3,100.00 | REVENUES TOTAL | 1,545,135.57 | 1985 TAXES COLLECTED | 1,077,429.16 |
| Civil Defense & Disaster Control | | Reserve For Uncollected Taxes | 117,248.87 | 1985 Taxes Cancelled, Abated or Adjusted | |
| Environmental Inspection & Control | 7,350.00 | CAPITAL OUTLAY TOTAL | 10,613.57 | Transfer to Tax Title Liens or Foreclosed | 16,595.96 |
| Other Public Safety | | | | Balance Outstanding Dec. 31, 1985 | 94,181.44 |
| PUBLIC WORKS | | | | PRIOR YEARS TAXES OUTSTANDING | |
| Streets and Drainage | 79,919.83 | Public Enterprises | | Balance January 1, 1985 | 95,567.95 |
| Sewers and Sewage Processing | | Recreation—Culture | | Collected in 1985 | 89,167.84 |
| Garbage and Trash Disposal | 79,550.00 | Public Works | 10,613.57 | Cancelled, Abated or Adjusted 1985 | |
| Public Buildings and Grounds | 5,300.00 | Buildings and Grounds | | Transfers to Tax Title Liens or Foreclosed | 4,989.11 |
| Other Public Works | | Library and Education | | Balance December 31, 1985 | 1,411.00 |
| HEALTH and WELFARE | | Conservation | | TAX TITLE LIENS OUTSTANDING | |
| Health Services Except Environmental | 300.00 | All Other | | Balance January 1, 1985 | 31,174.35 |
| Welfare-Public Assistance | 1,050.00 | CAPITAL DEBT AUTHORIZED, DECEMBER 31, 1985 | | Transfer From Taxes | 22,282.21 |
| Hospitals, Clinics, First Aid | 500.00 | ISSUED AND UNISSUED | | Redeemed in 1985 | 19,744.04 |
| Animal, Insect, & Rodent Control | 1,100.00 | School | 1,068,025 | Cancelled, Abated or Adjusted (1985) | |
| Other Welfare Services | | Self-liquidating | 420,150 | Transfers to Foreclosed Property | |
| RECREATION and CONSERVATION | | Other | 420,150 | Balance December 31, 1985 | 33,712.52 |
| Beaches and Boardwalks | | Total | 1,488,175 | PROPERTY ACQUIRED BY DEED OR | |
| Parks, Playgrounds, Shade Trees | 6,400.00 | ISSUED AND OUTSTANDING | | FORECLOSURE | |
| Land Reclamation & Conservation | | School | 1,068,025.00 | Balance January 1, 1985 | 14,477.00 |
| Other Recreational Services | | Self-Liquidating | | Transfers From Taxes or Liens | |
| EDUCATION (excluding schools) | | Other | 385,000.00 | Sale for Cash (1985) | |
| Libraries | | Total | 1,453,025.00 | Cancelled, Abated or Adjusted (1985) | |
| Other Educational Services | | EQUALIZED VALUATION BASIS | | Balance December 31, 1985 | 14,477.00 |
| STATUTORY EXPENDITURES | | FOR NET DEBT COMPUTATION | 55,950,583 | CURRENT FINANCES DECEMBER 31, 1985 | |
| Pensions & F. I. C. A. | 16,069.28 | REAL PROPERTY VALUATIONS | | ASSETS | |
| Employee Fringe Benefits | | Code Class # of Parcels % VAL'N | | Cash Dec. 31, 1985 | 419,478.52 |
| Other Statutory Expenditures | 2,100.00 | 1 Vacant Land 641 8.79 | 1,451,555.00 | Taxes Receivable | 95,592.44 |
| CETA And Other Public Employment Programs | | 2 Residential 607 69.14 | 11,421,915.00 | Tax Title Liens | 33,712.52 |
| MUNICIPAL FUNCTIONS | 351,697.23 | 3 Farm 55 1.38 | 227,000.00 | Foreclosed Property | 14,477.00 |
| CAPITAL IMPROVEMENTS | *MEMO* | 4a Commercial 39 6.37 | 1,051,700.00 | Emergencies & Other Deferred Charges | 10,246.57 |
| DEBT SERVICE | | 4b Industrial 10 14.33 | 2,367,000.00 | State and Federal Aid Receivable | 3,169.81 |
| Principal Payments | 50,000.00 | 4c Apartments | | Other Receivables | 292.18 |
| Interest Payments | 42,412.50 | Total 1352 | 16,519,170.00 | Total | 576,969.04 |
| DEFERRED CHARGES | 14,833.06 | Land Area 8.40 Sq. Miles | | LIABILITIES, RESERVES, AND SURPLUS | |
| SCHOOL, COUNTY, SPECIAL DISTRICT TAXES | 1,017,253.72 | Net Valuation Taxable-Municipal | 16,995,731 | Cash Liabilities | 259,160.16 |
| RESERVE FOR UNCOLLECTED TAXES | 117,248.87 | Net Valuation Taxable-County | 57,566,385 | Reserves for Receivables | 154,412.16 |
| EXPENDITURES TOTAL | 1,593,445.38 | State Equalized Valuation | 58,398,566 | Surplus Dec. 31, 1985 | 163,396.72 |
| | | State Equalization Ratio | 28.52 | Total | 576,969.04 |

0219
Population 1980 32,449
Population 1985 32,786
S & P Rating
Moody Rating A1

General Tax Rate Per \$100. 2.65
State Equalized Tax Rate 1.70

FORT LEE BOROUGH - BERGEN COUNTY
Form of Government:
Borough Council
Number of Members on Governing Body - 6

PER CAPITA:
Gross Debt 747.10
Net Debt 539.46
Debt Service 64.22
Total Tax Levy 937.75
Municipal Expenditures 499.28

PER CENT:
Gross Debt 1.54
Net Debt 1.11
Tax Levy Collected 97.49
Tax Levy Cancelled, Abated or Adjusted .64

| EXPENDITURES | | REVENUES-REALIZED | | 1985 PROPERTY TAX | |
|--|---------------|---|--------------------|--|--------------------|
| GENERAL GOVERNMENT | | | | STATE EQUALIZED TAX RATE | |
| Governing Body & Public Boards | 49,660.00 | 1985 Property Taxes Collected | 29,932,740.06 | Local District School Taxes | .71 12,699,352.00 |
| Municipal Clerk | 97,550.00 | 1985 Payments in Lieu of Taxes | 101,695.98 | Regional & Consolidated School Tax | |
| Financial Administration | 104,500.00 | Delinquent Tax & Lien Collections | 719,115.86 | School Taxes in Municipal Budget | |
| Assessment of Taxes | 310,640.00 | Business Personalty Replacement Taxes | 147,976.44 | County Taxes | .35 6,359,455.84 |
| Collection of Taxes | 142,384.00 | Taxes from Public Utilities | 1,211,347.00 | County Library Taxes | |
| Planning, Housing & Development | 20,300.00 | Other Miscellaneous Tax Revenues | | Local Municipal Purpose Taxes | .64 11,492,934.45 |
| Human Resources | | State Aid Revenues | 346,441.13 | Veteran & Senior Citizen Taxes | 180,550.00 |
| Elections | 6,375.00 | Federal Aid Revenues | | Total Taxes for Rate Computation | 1.70 30,732,292.29 |
| General Administration (other) | 1,347,635.28 | State and Local Fiscal Assistance Act Utilized | 203,985.71 | Special District Taxes | |
| JUDICIARY | | Sale of Acquired Property | | Bank Corp. Taxes | 93,377.84 |
| Municipal Courts | 279,220.00 | Other Miscellaneous Revenues | 1,766,100.14 | Added and Omitted Taxes | 99,844.47 |
| PUBLIC SAFETY | | Total | 34,429,402.32 | Total Taxes Levied - ABSTRACT | 30,744,964.60 |
| Fire Protection | 761,593.00 | Prior Years Surplus Appropriated | 520,000.00 | Total Taxes Billed | 30,701,948.00 |
| Police Protection | 3,670,428.50 | REVENUES | 34,949,402.32 | 1985 TAXES COLLECTED | 29,932,740.06 |
| Civil Defense & Disaster Control | 20,000.00 | Reserve For Uncollected Taxes | 1,531,354.93 | 1985 Taxes Cancelled, Abated or Adjusted | 197,882.67 |
| Environmental Inspection & Control | 178,613.00 | | | Transfer to Tax Title Liens or Foreclosed | 408.10 |
| Other Public Safety | | CAPITAL OUTLAY | TOTAL | Balance Outstanding Dec. 31, 1985 | 570,917.17 |
| PUBLIC WORKS | | | | PRIOR YEARS TAXES OUTSTANDING | |
| Streets and Drainage | 690,281.83 | Public Enterprises | | Balance January 1, 1985 | 1,243,604.86 |
| Sewers and Sewage Processing | 1,181,000.00 | Recreation—Culture | | Collected in 1985 | 710,801.28 |
| Garbage and Trash Disposal | 506,665.00 | Public Works | 189,598.20 | Cancelled, Abated or Adjusted 1985 | 2.04 |
| Public Buildings and Grounds | 183,235.00 | Buildings and Grounds | 1,289,271.47 | Transfers to Tax Title Liens or Foreclosed | |
| Other Public Works | 165,180.00 | Library and Education | 2,767.40 | Balance December 31, 1985 | 532,801.54 |
| HEALTH and WELFARE | | Conservation | | TAX TITLE LIENS OUTSTANDING | |
| Health Services Except Environmental | 264,180.00 | All Other | | Balance January 1, 1985 | 11,189.83 |
| Welfare-Public Assistance | 52,635.00 | | | Transfer From Taxes | 408.10 |
| Hospitals, Clinics, First Aid | | CAPITAL DEBT AUTHORIZED, DECEMBER 31, 1985 | | Redeemed in 1985 | 8,314.58 |
| Animal, Insect, & Rodent Control | | ISSUED AND UNISSUED | GROSS DEBT | Cancelled, Abated or Adjusted (1985) | |
| Other Welfare Services | | School | 6,734,000 | Transfers to Foreclosed Property | |
| RECREATION and CONSERVATION | | Self-Liquidating | | Balance December 31, 1985 | 3,283.35 |
| Beaches and Boardwalks | | Other | 17,760,510 | PROPERTY ACQUIRED BY DEED OR | |
| Parks, Playgrounds, Shade Trees | 353,813.00 | Total | 24,494,510 | FORECLOSURE | |
| Land Reclamation & Conservation | | | | Balance January 1, 1985 | 8,220.00 |
| Other Recreational Services | 237,727.00 | ISSUED AND OUTSTANDING | | Transfers From Taxes or Liens | |
| EDUCATION (excluding schools) | | School | 6,734,000.00 | Sale for Cash (1985) | |
| Libraries | 420,803.95 | Self-Liquidating | | Cancelled, Abated or Adjusted (1985) | |
| Other Educational Services | | Other | 11,307,070.00 | Balance December 31, 1985 | 8,220.00 |
| STATUTORY EXPENDITURES | | Total | 18,041,070.00 | CURRENT FINANCES DECEMBER 31, 1985 | |
| Pensions & F. I. C. A. | 915,316.31 | EQUALIZED VALUATION BASIS | | ASSETS | |
| Employee Fringe Benefits | 456,000.00 | FOR NET DEBT COMPUTATION | 1,590,324,662 | Cash Dec. 31, 1985 | 3,373,185.19 |
| Other Statutory Expenditures | 1,000.00 | REAL PROPERTY VALUATIONS | | Taxes Receivable | 1,103,718.71 |
| CETA And Other Public Employment Programs | | Code Class # of Parcels % VAL'N | ASSESSED VALUATION | Tax Title Liens | 3,283.35 |
| MUNICIPAL FUNCTIONS | | 1 Vacant Land 228 2.29 | 26,261,600.00 | Foreclosed Property | 8,220.00 |
| CAPITAL IMPROVEMENTS | *MEMO* | 2 Residential 4893 37.89 | 433,845,100.00 | Emergencies & Other Deferred Charges | 294,900.00 |
| DEBT SERVICE | | 3 Farm | | State and Federal Aid Receivable | 15,499.35 |
| Principal Payments | 1,355,400.00 | 4a Commercial 318 17.68 | 202,455,432.00 | Other Receivables | 143,408.21 |
| Interest Payments | 750,056.69 | 4b Industrial 17 .89 | 10,169,300.00 | Total | 4,942,214.81 |
| | | 4c Apartments 94 41.24 | 472,131,655.00 | LIABILITIES, RESERVES, AND SURPLUS | |
| | | Total 5550 | 1,144,863,087.00 | Cash Liabilities | 1,518,959.31 |
| DEFERRED CHARGES | 315,972.84 | Land Area 2.50 Sq. Miles | | Reserves for Receivables | 1,258,610.28 |
| SCHOOL, COUNTY, SPECIAL DISTRICT TAXES | 19,058,807.84 | Net Valuation Taxable-Municipal | 1,154,796,358 | Surplus Dec. 31, 1985 | 2,164,645.22 |
| RESERVE FOR UNCOLLECTED TAXES | 1,531,354.93 | Net Valuation Taxable-County | 1,678,038,966 | Total | 4,942,214.81 |
| EXPENDITURES | TOTAL | State Equalized Valuation | 1,793,486,920 | | |
| | | State Equalization Ratio | 64.19 | | |

1905
Population 1980 **4,654**
Population 1985 **5,010**
S & P Rating
Moody Rating

General Tax Rate Per \$100. **2.90**
State Equalized Tax Rate **2.33**

FRANKFORD TOWNSHIP – SUSSEX CO.
Form of Government:
Township Committee
Number of Members on Governing Body – 3

PER CAPITA:
Gross Debt **292.13**
Net Debt
Debt Service
Total Tax Levy **774.35**
Municipal Expenditures **294.82**
PER CENT:
Gross Debt **.99**
Net Debt
Tax Levy Collected **89.43**
Tax Levy Cancelled, Abated or Adjusted **.21**

| EXPENDITURES | | REVENUES-REALIZED | | 1985 PROPERTY TAX | |
|---|---------------------|--|-----------------------|--|---------------------|
| GENERAL GOVERNMENT | | | | STATE EQUALIZED TAX RATE | |
| Governing Body & Public Boards | | 1985 Property Taxes Collected | 3,464,375.17 | Local District School Taxes | .98 |
| Municipal Clerk | | 1985 Payments in Lieu of Taxes | | Regional & Consolidated School Tax | .54 |
| Financial Administration | 24,000.00 | Delinquent Tax & Lien Collections | 411,476.44 | School Taxes in Municipal Budget | |
| Assessment of Taxes | 23,000.00 | Business Personalty Replacement Taxes | 61,589.64 | County Taxes | .51 |
| Collection of Taxes | 40,000.00 | Taxes from Public Utilities | 307,538.00 | County Library Taxes | .03 |
| Planning, Housing & Development | 24,000.00 | Other Miscellaneous Tax Revenues | | Local Municipal Purpose Taxes | .26 |
| Human Resources | | State Aid Revenues | 20,830.98 | Veteran & Senior Citizen Taxes | |
| Elections | | Federal Aid Revenues | | Total Taxes for Rate Computation | 2.32 |
| General Administration (other) | 137,350.00 | State and Local Fiscal Assistance Act Utilized | 45,974.77 | Special District Taxes | |
| JUDICIARY * | | Sale of Acquired Property | | Bank Corp. Taxes | 3,879.20 |
| Municipal Courts | 29,000.00 | Other Miscellaneous Revenues | 267,881.19 | Added and Omitted Taxes | 50,087.94 |
| PUBLIC SAFETY | | Total | 4,579,666.19 | Total Taxes Levied - ABSTRACT | 3,879,484.68 |
| Fire Protection | 35,200.00 | Prior Years Surplus Appropriated | 373,000.00 | Total Taxes Billed | 3,873,745.01 |
| Police Protection | 6,500.00 | REVENUES TOTAL | 4,952,666.19 | 1985 TAXES COLLECTED | 3,464,375.17 |
| Civil Defense & Disaster Control | 1,300.00 | Reserve For Uncollected Taxes | 431,546.16 | 1985 Taxes Cancelled, Abated or Adjusted | 8,247.85 |
| Environmental Inspection & Control | 28,700.00 | CAPITAL OUTLAY TOTAL | 292,507.59 | Transfer to Tax Title Liens or Foreclosed | 36,493.50 |
| Other Public Safety | | | | Balance Outstanding Dec. 31, 1985 | 364,628.49 |
| PUBLIC WORKS | | | | PRIOR YEARS TAXES OUTSTANDING | |
| Streets and Drainage | 487,325.52 | Public Enterprises | | Balance January 1, 1985 | 356,004.52 |
| Sewers and Sewage Processing | | Recreation—Culture | | Collected in 1985 | 353,119.10 |
| Garbage and Trash Disposal | 2,300.00 | Public Works | 292,339.59 | Cancelled, Abated or Adjusted 1985 | 107.30 |
| Public Buildings and Grounds | 54,100.00 | Buildings and Grounds | 168.00 | Transfers to Tax Title Liens or Foreclosed | 180.44 |
| Other Public Works | | Library and Education | | Balance December 31, 1985 | 2,597.68 |
| HEALTH and WELFARE | | Conservation | | TAX TITLE LIENS OUTSTANDING | |
| Health Services Except Environmental | 31,900.00 | All Other | | Balance January 1, 1985 | 207,537.76 |
| Welfare-Public Assistance | 8,550.00 | CAPITAL DEBT AUTHORIZED, DECEMBER 31, 1985 | | Transfer From Taxes | 36,758.55 |
| Hospitals, Clinics, First Aid | | ISSUED AND UNISSUED GROSS DEBT | | Redeemed in 1985 | 58,357.34 |
| Animal, Insect, & Rodent Control | 8,400.00 | School | 1,463,569 | Cancelled, Abated or Adjusted (1985) | |
| Other Welfare Services | | Self-liquidating | | Transfers to Foreclosed Property | |
| RECREATION and CONSERVATION | | Other | | Balance December 31, 1985 | 185,938.97 |
| Beaches and Boardwalks | | Total | 1,463,569 | PROPERTY ACQUIRED BY DEED OR FORECLOSURE | |
| Parks, Playgrounds, Shade Trees | | ISSUED AND OUTSTANDING | | Balance January 1, 1985 | 700.00 |
| Land Reclamation & Conservation | | School | 1,463,569.83 | Transfers From Taxes or Liens | |
| Other Recreational Services | 23,500.00 | Self-liquidating | | Sale for Cash (1985) | |
| EDUCATION (excluding schools) | | Other | | Cancelled, Abated or Adjusted (1985) | |
| Libraries | | Total | 1,463,569.83 | Balance December 31, 1985 | 700.00 |
| Other Educational Services | | EQUALIZED VALUATION BASIS | | CURRENT FINANCES DECEMBER 31, 1985 | |
| STATUTORY EXPENDITURES | | FOR NET DEBT COMPUTATION | 147,620,752 | ASSETS | |
| Pensions & F. I. C. A. | 44,600.00 | REAL PROPERTY VALUATIONS | | Cash Dec. 31, 1985 | 819,567.21 |
| Employee Fringe Benefits | 29,000.00 | Code Class # of Parcels % VAL'N | | Taxes Receivable | 367,226.17 |
| Other Statutory Expenditures | 5,500.00 | 1 Vacant Land 914 8.92 | 11,659,528.00 | Tax Title Liens | 185,938.97 |
| CETA And Other Public Employment Programs | | 2 Residential 1719 71.77 | 93,834,199.00 | Foreclosed Property | 700.00 |
| MUNICIPAL FUNCTIONS TOTAL | 1,044,225.52 | 3 Farm 564 12.02 | 15,715,675.00 | Emergencies & Other Deferred Charges | 2,100.00 |
| CAPITAL IMPROVEMENTS *MEMO* | 210,640.64 | 4a Commercial 85 6.74 | 8,809,050.00 | State and Federal Aid Receivable | |
| DEBT SERVICE | | 4b Industrial 10 .49 | 644,100.00 | Other Receivables | 29,457.72 |
| Principal Payments | | 4c Apartments 1 .06 | 79,600.00 | Total | 1,404,990.07 |
| Interest Payments | | Total 3293 | 130,742,152.00 | LIABILITIES, RESERVES, AND SURPLUS | |
| DEFERRED CHARGES | 1,295.00 | Land Area 34.70 Sq. Miles | | Cash Liabilities | 263,480.09 |
| SCHOOL, COUNTY, SPECIAL DISTRICT TAXES | 3,393,971.38 | Net Valuation Taxable-Municipal | 131,985,880 | Reserves for Receivables | 583,322.86 |
| RESERVE FOR UNCOLLECTED TAXES | 431,546.16 | Net Valuation Taxable-County | 151,319,609 | Surplus Dec. 31, 1985 | 558,187.12 |
| EXPENDITURES TOTAL | 4,871,038.06 | State Equalized Valuation | 164,223,224 | Total | 1,404,990.07 |
| | | State Equalization Ratio | 80.22 | | |

1906
 Population 1980 **4,486**
 Population 1985 **4,382**
 S & P Rating
 Moody Rating **BAA**

General Tax Rate Per \$100. **7.49**
 State Equalized Tax Rate **2.84**

FRANKLIN BOROUGH - SUSSEX COUNTY
Form of Government:
Borough Council
Number of Members on Governing Body - 6

PER CAPITA:
 Gross Debt **2,865.45**
 Net Debt **97.42**
 Debt Service **23.05**
 Total Tax Levy **618.05**
 Municipal Expenditures **419.78**

PER CENT:
 Gross Debt **14.77**
 Net Debt **.50**
 Tax Levy Collected **96.74**
 Tax Levy Cancelled, Abated or Adjusted **.17**

| EXPENDITURES | | REVENUES-REALIZED | | 1985 PROPERTY TAX | |
|--|---------------------|--|----------------------|--|---------------------|
| GENERAL GOVERNMENT | | | | STATE EQUALIZED TAX RATE | |
| Governing Body & Public Boards | | 1985 Property Taxes Collected | 2,604,603.59 | Local District School Taxes | 1.04 |
| Municipal Clerk | | 1985 Payments in Lieu of Taxes | | Regional & Consolidated School Tax | .71 |
| Financial Administration | 39,313.00 | Delinquent Tax & Lien Collections | 106,582.68 | School Taxes in Municipal Budget | |
| Assessment of Taxes | 7,599.40 | Business Personalty Replacement Taxes | 68,315.80 | County Taxes | .51 |
| Collection of Taxes | 24,520.10 | Taxes from Public Utilities | 653,852.00 | County Library Taxes | .03 |
| Planning, Housing & Development | 14,180.00 | Other Miscellaneous Tax Revenues | | Local Municipal Purpose Taxes | .54 |
| Human Resources | | State Aid Revenues | 126,205.61 | Veteran & Senior Citizen Taxes | |
| Elections | 1,340.00 | Federal Aid Revenues | | Total Taxes for Rate Computation | 2.83 |
| General Administration (other) | 234,908.60 | State and Local Fiscal Assistance Act Utilized | 26,316.17 | Special District Taxes | |
| JUDICIARY | | Sale of Acquired Property | | Bank Corp. Taxes | 19,195.83 |
| Municipal Courts | 15,733.00 | Other Miscellaneous Revenues | 221,202.83 | Added and Omitted Taxes | 5,605.67 |
| PUBLIC SAFETY | | Total | 3,807,078.68 | Total Taxes Levied - ABSTRACT | 2,708,291.68 |
| Fire Protection | 45,099.00 | Prior Years Surplus Appropriated | 150,000.00 | Total Taxes Billed | 2,692,456.02 |
| Police Protection | 320,162.52 | REVENUES TOTAL | 3,957,078.68 | 1985 TAXES COLLECTED | 2,604,603.59 |
| Civil Defense & Disaster Control | 590.00 | Reserve For Uncollected Taxes | 156,948.48 | 1985 Taxes Cancelled, Abated or Adjusted | 4,595.11 |
| Environmental Inspection & Control | 12,120.00 | CAPITAL OUTLAY TOTAL | 872,002.00 | Transfer to Tax Title Liens or Foreclosed | 10,028.75 |
| Other Public Safety | | Public Enterprises | 678,553.75 | Balance Outstanding Dec. 31, 1985 | 73,228.57 |
| PUBLIC WORKS | | Recreation—Culture | | PRIOR YEARS TAXES OUTSTANDING | |
| Streets and Drainage | 596,607.00 | Public Works | 178,463.09 | Balance January 1, 1985 | 113,387.50 |
| Sewers and Sewage Processing | | Buildings and Grounds | 14,985.16 | Collected in 1985 | 106,582.68 |
| Garbage and Trash Disposal | | Library and Education | | Cancelled, Abated or Adjusted 1985 | .02 |
| Public Buildings and Grounds | 45,000.00 | Conservation | | Transfers to Tax Title Liens or Foreclosed | 6,804.80 |
| Other Public Works | 25,000.00 | All Other | | Balance December 31, 1985 | |
| HEALTH and WELFARE | | CAPITAL DEBT AUTHORIZED, DECEMBER 31, 1985 | | TAX TITLE LIENS OUTSTANDING | |
| Health Services Except Environmental | 15,045.00 | ISSUED AND UNISSUED | | Balance January 1, 1985 | 3,003.15 |
| Welfare-Public Assistance | 11,000.00 | School | 3,405,455 | Transfer From Taxes | 16,931.06 |
| Hospitals, Clinics, First Aid | | Self-liquidating | 8,714,046 | Redeemed in 1985 | |
| Animal, Insect, & Rodent Control | 146.00 | Other | 436,900 | Cancelled, Abated or Adjusted (1985) | |
| Other Welfare Services | | Total | 12,556,401 | Transfers to Foreclosed Property | |
| RECREATION and CONSERVATION | | ISSUED AND OUTSTANDING | | Balance December 31, 1985 | 19,934.21 |
| Beaches and Boardwalks | | School | 3,405,455.56 | PROPERTY ACQUIRED BY DEED OR | |
| Parks, Playgrounds, Shade Trees | 200.00 | Self-liquidating | 7,560,836.00 | FORECLOSURE | |
| Land Reclamation & Conservation | 21,500.00 | Other | 261,800.00 | Balance January 1, 1985 | 38,200.00 |
| Other Recreational Services | | Total | 11,228,091.56 | Transfers From Taxes or Liens | |
| EDUCATION (excluding schools) | | EQUALIZED VALUATION BASIS | | Sale for Cash (1985) | |
| Libraries | | FOR NET DEBT COMPUTATION | 85,017,513 | Cancelled, Abated or Adjusted (1985) | |
| Other Educational Services | 100.00 | REAL PROPERTY VALUATIONS | | Balance December 31, 1985 | 38,200.00 |
| STATUTORY EXPENDITURES | | Code Class # of Parcels % VAL'N | | CURRENT FINANCES DECEMBER 31, 1985 | |
| Pensions & F. I. C. A. | 88,611.25 | 1 Vacant Land 155 3.02 | 1,063,875.00 | ASSETS | |
| Employee Fringe Benefits | 35,000.00 | 2 Residential 1091 64.96 | 22,881,225.00 | Cash Dec. 31, 1985 | 460,294.08 |
| Other Statutory Expenditures | 5,755.00 | 3 Farm 43 1.57 | 552,400.00 | Taxes Receivable | 73,228.57 |
| CETA And Other Public Employment Programs | | 4a Commercial 123 24.22 | 8,531,800.00 | Tax Title Liens | 19,934.21 |
| MUNICIPAL FUNCTIONS | | 4b Industrial 6 4.24 | 1,494,400.00 | Foreclosed Property | 38,200.00 |
| CAPITAL IMPROVEMENTS | *MEMO* | 4c Apartments 14 1.99 | 699,300.00 | Emergencies & Other Deferred Charges | 82,523.60 |
| DEBT SERVICE | | Total 1432 | 35,223,000.00 | State and Federal Aid Receivable | 20,492.34 |
| Principal Payments | 79,000.00 | Land Area 4.40 Sq. Miles | | Other Receivables | 133,788.66 |
| Interest Payments | 22,013.60 | Net Valuation Taxable-Municipal | 35,872,501 | Total | 828,461.46 |
| DEFERRED CHARGES | 22,000.00 | Net Valuation Taxable-County | 86,939,306 | LIABILITIES, RESERVES, AND SURPLUS | |
| SCHOOL, COUNTY, SPECIAL DISTRICT TAXES | 2,169,732.48 | State Equalized Valuation | 93,465,389 | Cash Liabilities | 238,473.18 |
| RESERVE FOR UNCOLLECTED TAXES | 156,948.48 | State Equalization Ratio | 37.95 | Reserves for Receivables | 190,151.44 |
| EXPENDITURES | 4,009,224.43 | | | Surplus Dec. 31, 1985 | 399,836.84 |
| TOTAL | | | | Total | 828,461.46 |

0805
 Population 1980 **12,396**
 Population 1985 **13,636**
 S & P Rating **BBB+**
 Moody Rating **BAA1**

General Tax Rate Per \$100. **4.10**
 State Equalized Tax Rate **2.29**

FRANKLIN TOWNSHIP - GLOUCESTER CO.
Form of Government:
Township Committee
Number of Members on Governing Body - 5

PER CAPITA:
 Gross Debt **268.10**
 Net Debt **211.43**
 Debt Service **9.81**
 Total Tax Levy **463.88**
 Municipal Expenditures **274.77**

PER CENT:
 Gross Debt **1.51**
 Net Debt **1.19**
 Tax Levy Collected **86.58**
 Tax Levy Cancelled, Abated or Adjusted **.09**

| EXPENDITURES | | REVENUES-REALIZED | | 1985 PROPERTY TAX | |
|---|---------------|---|--------------------|--|--------------|
| GENERAL GOVERNMENT | | | | STATE EQUALIZED TAX RATE | |
| Governing Body & Public Boards | 15,000.00 | 1985 Property Taxes Collected | 5,477,638.46 | Local District School Taxes | .67 |
| Municipal Clerk | 32,459.37 | 1985 Payments in Lieu of Taxes | | Regional & Consolidated School Tax | .58 |
| Financial Administration | 80,445.08 | Delinquent Tax & Lien Collections | 860,368.25 | School Taxes in Municipal Budget | |
| Assessment of Taxes | 313,442.34 | Business Personalty Replacement Taxes | 56,009.24 | County Taxes | .65 |
| Collection of Taxes | 75,338.45 | Taxes from Public Utilities | 1,086,993.00 | County Library Taxes | |
| Planning, Housing & Development | 21,066.15 | Other Miscellaneous Tax Revenues | | Local Municipal Purpose Taxes | .39 |
| Human Resources | 16,520.41 | State Aid Revenues | 183,011.77 | Veteran & Senior Citizen Taxes | |
| Elections | 3,200.00 | Federal Aid Revenues | | Total Taxes for Rate Computation | 2.29 |
| General Administration (other) | 278,483.43 | State and Local Fiscal Assistance Act Utilized | 132,987.41 | Special District Taxes | |
| JUDICIARY | | Sale of Acquired Property | | Bank Corp. Taxes | |
| Municipal Courts | 76,761.66 | Other Miscellaneous Revenues | 518,061.58 | Added and Omitted Taxes | |
| PUBLIC SAFETY | | Total | 8,315,069.71 | Total Taxes Levied - ABSTRACT | 6,325,516.60 |
| Fire Protection | 4,133.19 | Prior Years Surplus Appropriated | 125,000.00 | Total Taxes Billed | 5,477,638.46 |
| Police Protection | 711,527.31 | REVENUES TOTAL | 8,440,069.71 | 1985 TAXES COLLECTED | |
| Civil Defense & Disaster Control | 30,303.28 | Reserve For Uncollected Taxes | 821,780.69 | 1985 Taxes Cancelled, Abated or Adjusted | 5,715.21 |
| Environmental Inspection & Control | 75,716.62 | | | Transfer to Tax Title Liens or Foreclosed | 115,274.67 |
| Other Public Safety | | | | Balance Outstanding Dec. 31, 1985 | 728,360.92 |
| PUBLIC WORKS | | CAPITAL OUTLAY | TOTAL | PRIOR YEARS TAXES OUTSTANDING | |
| Streets and Drainage | 377,753.58 | Public Enterprises | | Balance January 1, 1985 | 733,481.29 |
| Sewers and Sewage Processing | 16,200.00 | Recreation—Culture | | Collected in 1985 | 652,466.89 |
| Garbage and Trash Disposal | 154,155.40 | Public Works | 1,649,442.35 | Cancelled, Abated or Adjusted 1985 | |
| Public Buildings and Grounds | 45,057.54 | Buildings and Grounds | 58,169.95 | Transfers to Tax Title Liens or Foreclosed | 69,258.64 |
| Other Public Works | 17,969.24 | Library and Education | 88,353.36 | Balance December 31, 1985 | 11,755.76 |
| HEALTH and WELFARE | | Conservation | | TAX TITLE LIENS OUTSTANDING | |
| Health Services Except Environmental | 2,174.43 | All Other | | Balance January 1, 1985 | 192,327.86 |
| Welfare-Public Assistance | 8,022.00 | | | Transfer From Taxes | 190,594.14 |
| Hospitals, Clinics, First Aid | | CAPITAL DEBT AUTHORIZED, DECEMBER 31, 1985 | | Redeemed in 1985 | 207,901.36 |
| Animal, Insect, & Rodent Control | 4,273.08 | ISSUED AND UNISSUED | GROSS DEBT | Cancelled, Abated or Adjusted (1985) | |
| Other Welfare Services | | School | 772,755 | Transfers to Foreclosed Property | 16,763.97 |
| RECREATION and CONSERVATION | | Self-Liquidating | | Balance December 31, 1985 | 158,256.67 |
| Beaches and Boardwalks | 64,123.59 | Other | 2,883,094 | PROPERTY ACQUIRED BY DEED OR | |
| Parks, Playgrounds, Shade Trees | 2,501.21 | Total | 3,655,849 | FORECLOSURE | |
| Land Reclamation & Conservation | 1,000.00 | | | Balance January 1, 1985 | 283,136.03 |
| Other Recreational Services | | ISSUED AND OUTSTANDING | | Transfers From Taxes or Liens | 16,763.97 |
| EDUCATION (excluding schools) | | School | | Sole for Cash (1985) | |
| Libraries | 47,426.39 | Self-Liquidating | | Cancelled, Abated or Adjusted (1985) | |
| Other Educational Services | 92.90 | Other | | Balance December 31, 1985 | 299,900.00 |
| STATUTORY EXPENDITURES | | Total | 3,649,064.96 | CURRENT FINANCES DECEMBER 31, 1985 | |
| Pensions & F. I. C. A. | 208,266.34 | EQUALIZED VALUATION BASIS | | ASSETS | |
| Employee Fringe Benefits | 89,590.00 | FOR NET DEBT COMPUTATION | 241,417,535 | Cash Dec. 31, 1985 | 912,416.98 |
| Other Statutory Expenditures | 11,582.23 | REAL PROPERTY VALUATIONS | | Taxes Receivable | 740,116.68 |
| CETA And Other Public Employment Programs | | Code Class # of Parcels % VAL'N | ASSESSED VALUATION | Tax Title Liens | 158,256.67 |
| MUNICIPAL FUNCTIONS | | 1 Vacant Land 2382 9.40 | 13,438,500.00 | Foreclosed Property | 299,900.00 |
| CAPITAL IMPROVEMENTS | *MEMO* | 2 Residential 3794 72.80 | 104,100,200.00 | Emergencies & Other Deferred Charges | 304,092.61 |
| DEBT SERVICE | | 3 Farm 930 9.19 | 13,147,900.00 | State and Federal Aid Receivable | 1,951.07 |
| Principal Payments | 104,066.00 | 4a Commercial 183 7.97 | 11,391,700.00 | Other Receivables | 78,323.17 |
| Interest Payments | 29,703.99 | 4b Industrial | | Total | 2,495,057.18 |
| | | 4c Apartments 8 .65 | 926,300.00 | LIABILITIES, RESERVES, AND SURPLUS | |
| | | Total 7297 | 143,004,600.00 | Cash Liabilities | 714,022.66 |
| DEFERRED CHARGES | | Land Area 56.47 Sq. Miles | | Reserves for Receivables | 1,264,807.84 |
| SCHOOL, COUNTY, SPECIAL DISTRICT TAXES | | Net Valuation Taxable-Municipal | 145,477,448 | Surplus Dec. 31, 1985 | 516,226.68 |
| RESERVE FOR UNCOLLECTED TAXES | | Net Valuation Taxable-County | 253,250,052 | | |
| EXPENDITURES | TOTAL | State Equalized Valuation | 258,432,397 | | |
| | 8,949,455.32 | State Equalization Ratio | 55.87 | | |

1010
 Population 1980 **2,294**
 Population 1985 **2,448**
 S & P Rating
 Moody Rating

General Tax Rate Per \$100.
2.03
 State Equalized Tax Rate
1.84

FRANKLIN TOWNSHIP – HUNTERDON CO.
Form of Government:
Township Committee
Number of Members on Governing Body – 3

PER CAPITA:
 Gross Debt **149.59**
 Net Debt
 Debt Service
 Total Tax Levy **1,107.41**
 Municipal Expenditures **303.54**

PER CENT:
 Gross Debt **.35**
 Net Debt
 Tax Levy Collected **94.60**
 Tax Levy Cancelled, Abated or Adjusted **.78**

| EXPENDITURES | | REVENUES-REALIZED | | 1985 PROPERTY TAX | |
|---|---------------------|---|---------------------------|---|--------------------------|
| GENERAL GOVERNMENT | | | | STATE EQUALIZED TAX RATE → | |
| Governing Body & Public Boards | | 1985 Property Taxes Collected | 2,566,178.19 | Local District School Taxes | .64 916,025.00 |
| Municipal Clerk | | 1985 Payments in Lieu of Taxes | | Regional & Consolidated School Tax | .65 940,046.09 |
| Financial Administration | 12,142.38 | Delinquent Tax & Lien Collections | 181,876.14 | School Taxes in Municipal Budget | |
| Assessment of Taxes | 9,435.00 | Business Personalty Replacement Taxes | 53,401.64 | County Taxes | .44 637,719.39 |
| Collection of Taxes | 9,400.00 | Taxes from Public Utilities | 158,474.00 | County Library Taxes | .03 39,585.99 |
| Planning, Housing & Development | 17,987.25 | Other Miscellaneous Tax Revenues | | Local Municipal Purpose Taxes | .07 102,967.82 |
| Human Resources | | State Aid Revenues | 15,336.72 | Veteran & Senior Citizen Taxes | 21,350.00 |
| Elections | | Federal Aid Revenues | 11,542.97 | Total Taxes for Rate Computation | 1.83 2,657,694.29 |
| General Administration (other) | 62,370.00 | State and Local Fiscal Assistance Act Utilized | | Special District Taxes | |
| JUDICIARY | | Sale of Acquired Property | 185,918.43 | Bank Corp. Taxes | 6,703.81 |
| Municipal Courts | 10,300.00 | Other Miscellaneous Revenues | 3,172,728.09 | Added and Omitted Taxes | 67,894.20 |
| PUBLIC SAFETY | | Total | 3,172,728.09 | Total Taxes Levied - ABSTRACT | 2,710,942.30 |
| Fire Protection | 40,250.00 | Prior Years Surplus Appropriated | 128,000.00 | Total Taxes Billed | 2,712,800.78 |
| Police Protection | 79,310.00 | REVENUES TOTAL | 3,300,728.09 | 1985 TAXES COLLECTED | 2,566,178.19 |
| Civil Defense & Disaster Control | 650.00 | Reserve For Uncollected Taxes | 181,997.81 | 1985 Taxes Cancelled, Abated or Adjusted | 21,130.00 |
| Environmental Inspection & Control | 19,236.64 | | | Transfer to Tax Title Liens or Foreclosed | 3,285.35 |
| Other Public Safety | | | | Balance Outstanding Dec. 31, 1985 | 122,207.24 |
| PUBLIC WORKS | | CAPITAL OUTLAY TOTAL | | PRIOR YEARS TAXES OUTSTANDING | |
| Streets and Drainage | 144,127.47 | Public Enterprises | | Balance January 1, 1985 | 169,747.49 |
| Sewers and Sewage Processing | 66,536.00 | Recreation—Culture | | Collected in 1985 | 165,701.61 |
| Garbage and Trash Disposal | | Public Works | | Cancelled, Abated or Adjusted 1985 | 1,215.33 |
| Public Buildings and Grounds | 14,900.00 | Buildings and Grounds | | Transfers to Tax Title Liens or Foreclosed | 37.04 |
| Other Public Works | | Library and Education | | Balance December 31, 1985 | 2,793.51 |
| HEALTH and WELFARE | | Conservation | | TAX TITLE LIENS OUTSTANDING | |
| Health Services Except Environmental | 8,152.97 | All Other | | Balance January 1, 1985 | 25,725.71 |
| Welfare-Public Assistance | 900.00 | | | Transfer From Taxes | 3,322.39 |
| Hospitals, Clinics, First Aid | | CAPITAL DEBT AUTHORIZED, DECEMBER 31, 1985 | | Redeemed in 1985 | 16,174.53 |
| Animal, Insect, & Rodent Control | 2,600.00 | ISSUED AND UNISSUED GROSS DEBT NET DEBT | | Cancelled, Abated or Adjusted (1985) | |
| Other Welfare Services | | School 366,198 | | Transfers to Foreclosed Property | |
| RECREATION and CONSERVATION | | Self-liquidating | | Balance December 31, 1985 | 12,873.57 |
| Beaches and Boardwalks | | Other | | PROPERTY ACQUIRED BY DEED OR FORECLOSURE | |
| Parks, Playgrounds, Shade Trees | | Total 366,198 | | Balance January 1, 1985 | |
| Land Reclamation & Conservation | 5,000.00 | ISSUED AND OUTSTANDING | | Transfers From Taxes or Liens | |
| Other Recreational Services | 5,500.00 | School | 301,764.15 | Sale for Cash (1985) | |
| EDUCATION (excluding schools) | | Self-Liquidating | | Cancelled, Abated or Adjusted (1985) | |
| Libraries | | Other | | Balance December 31, 1985 | |
| Other Educational Services | 4,000.00 | Total | 301,764.15 | CURRENT FINANCES DECEMBER 31, 1985 | |
| STATUTORY EXPENDITURES | | EQUALIZED VALUATION BASIS FOR NET DEBT COMPUTATION | 106,099,657 | ASSETS | |
| Pensions & F. I. C. A. | 22,762.52 | REAL PROPERTY VALUATIONS | | Cash Dec. 31, 1985 | 944,271.39 |
| Employee Fringe Benefits | 11,258.74 | Code Class # of Parcels % VAL'N | ASSESSED VALUATION | Taxes Receivable | 125,000.75 |
| Other Statutory Expenditures | 1,050.00 | 1 Vacant Land 178 4.30 | 4,582,040.00 | Tax Title Liens | 12,873.57 |
| CETA and Other Public Employment Programs | | 2 Residential 587 55.87 | 59,494,030.00 | Foreclosed Property | |
| MUNICIPAL FUNCTIONS TOTAL | 547,868.97 | 3 Farm 634 29.99 | 31,936,451.00 | Emergencies & Other Deferred Charges | 71,936.00 |
| CAPITAL IMPROVEMENTS *MEMO* | 20,000.00 | 4a Commercial 21 8.41 | 8,953,300.00 | State and Federal Aid Receivable | |
| DEBT SERVICE | | 4b Industrial 7 1.18 | 1,260,364.00 | Other Receivables | 12,482.75 |
| Principal Payments | | 4c Apartments 2 .24 | 258,800.00 | Total | 1,166,564.46 |
| Interest Payments | | Total 1429 | 106,484,985.00 | LIABILITIES, RESERVES, AND SURPLUS | |
| DEFERRED CHARGES | 13,200.00 | Land Area 23.30 Sq. Miles | | Cash Liabilities | 594,749.57 |
| SCHOOL, COUNTY, SPECIAL DISTRICT TAXES | 2,533,376.47 | Net Valuation Taxable-Municipal | 130,290,965 | Reserves for Receivables | 141,709.42 |
| RESERVE FOR UNCOLLECTED TAXES | 181,997.81 | Net Valuation Taxable-County | 136,329,219 | Surplus Dec. 31, 1985 | 430,105.47 |
| EXPENDITURES TOTAL | 3,276,443.25 | State Equalized Valuation | 141,600,256 | Total | 1,166,564.46 |
| | | State Equalization Ratio | 90.40 | | |

1808
 Population 1980 **31,358**
 Population 1985 **33,952**
 S & P Rating
 Moody Rating **A1**

General Tax Rate Per \$100. **3.01**
 State Equalized Tax Rate **2.36**

FRANKLIN TOWNSHIP - SOMERSET CO.
Form of Government:
Council-Manager Plan D (OMCL 50)
Number of Members on Governing Body - 9

PER CAPITA:
 Gross Debt **382.26**
 Net Debt **307.38**
 Debt Service **40.04**
 Total Tax Levy **910.37**
 Municipal Expenditures **372.70**

PER CENT:
 Gross Debt **1.23**
 Net Debt **.99**
 Tax Levy Collected **98.12**
 Tax Levy Cancelled, Abated or Adjusted **.04**

| EXPENDITURES | | REVENUES-REALIZED | | 1985 PROPERTY TAX | |
|--|---------------|--|--|---|------|
| GENERAL GOVERNMENT | | | | STATE EQUALIZED TAX RATE | |
| Governing Body & Public Boards | 56,550.00 | 1985 Property Taxes Collected | | Local District School Taxes | 1.46 |
| Municipal Clerk | 81,304.00 | 1985 Payments in Lieu of Taxes | | Regional & Consolidated School Tax | |
| Financial Administration | 155,351.00 | Delinquent Tax & Lien Collections | | School Taxes in Municipal Budget | |
| Assessment of Taxes | 129,153.00 | Business Personalty Replacement Taxes | | County Taxes | .49 |
| Collection of Taxes | 74,508.00 | Taxes from Public Utilities | | County Library Taxes | |
| Planning, Housing & Development | 369,420.00 | Other Miscellaneous Tax Revenues | | Local Municipal Purpose Taxes | .40 |
| Human Resources | 111,006.00 | State Aid Revenues | | Veteran & Senior Citizen Taxes | |
| Elections | 20,400.00 | Federal Aid Revenues | | Total Taxes for Rate Computation | 2.35 |
| General Administration (other) | 1,165,169.00 | State and Local Fiscal Assistance Act Utilized | | Special District Taxes | |
| JUDICIARY * | | Sale of Acquired Property | | Bank Corp. Taxes | |
| Municipal Courts | 98,120.00 | Other Miscellaneous Revenues | | Added and Omitted Taxes | |
| PUBLIC SAFETY | | Total | | Total Taxes Levied - ABSTRACT | |
| Fire Protection | 179,087.00 | Prior Years Surplus Appropriated | | Total Taxes Billed | |
| Police Protection | 2,679,647.96 | REVENUES | | 1985 TAXES COLLECTED | |
| Civil Defense & Disaster Control | 3,700.00 | Reserve For Uncollected Taxes | | 1985 Taxes Cancelled, Abated or Adjusted | |
| Environmental Inspection & Control | 290,593.00 | CAPITAL OUTLAY | | Transfer to Tax Title Liens or Foreclosed | |
| Other Public Safety | | TOTAL | | Balance Outstanding Dec. 31, 1985 | |
| PUBLIC WORKS | | | | PRIOR YEARS TAXES OUTSTANDING | |
| Streets and Drainage | 1,444,560.00 | Public Enterprises | | Balance January 1, 1985 | |
| Sewers and Sewage Processing | | Recreation—Culture | | Collected in 1985 | |
| Garbage and Trash Disposal | | Public Works | | Cancelled, Abated or Adjusted 1985 | |
| Public Buildings and Grounds | | Buildings and Grounds | | Transfers to Tax Title Liens or Foreclosed | |
| Other Public Works | 196,699.00 | Library and Education | | Balance December 31, 1985 | |
| HEALTH and WELFARE | | Conservation | | TAX TITLE LIENS OUTSTANDING | |
| Health Services Except Environmental | 190,075.62 | All Other | | Balance January 1, 1985 | |
| Welfare-Public Assistance | 20,000.00 | CAPITAL DEBT AUTHORIZED, DECEMBER 31, 1985 | | Transfer From Taxes | |
| Hospitals, Clinics, First Aid | 14,300.00 | ISSUED AND UNISSUED | | Redeemed in 1985 | |
| Animal, Insect, & Rodent Control | 9,300.00 | GROSS DEBT | | Cancelled, Abated or Adjusted (1985) | |
| Other Welfare Services | 1,500.00 | NET DEBT | | Transfers to Foreclosed Property | |
| RECREATION and CONSERVATION | | | | Balance December 31, 1985 | |
| Beaches and Boardwalks | 381,640.00 | SCHOOL | | PROPERTY ACQUIRED BY DEED OR FORECLOSURE | |
| Parks, Playgrounds, Shade Trees | 5,339.72 | Self-liquidating | | Balance January 1, 1985 | |
| Land Reclamation & Conservation | 14,220.00 | Other | | Transfers From Taxes or Liens | |
| Other Recreational Services | | Total | | Sale for Cash (1985) | |
| EDUCATION (excluding schools) | | | | Cancelled, Abated or Adjusted (1985) | |
| Libraries | 342,839.00 | ISSUED AND OUTSTANDING | | Balance December 31, 1985 | |
| Other Educational Services | | SCHOOL | | CURRENT FINANCES DECEMBER 31, 1985 | |
| STATUTORY EXPENDITURES | | Self-Liquidating | | ASSETS | |
| Pensions & F. I. C. A. | 659,387.00 | Other | | Cash Dec. 31, 1985 | |
| Employee Fringe Benefits | 429,837.00 | Total | | Taxes Receivable | |
| Other Statutory Expenditures | 23,878.00 | EQUALIZED VALUATION BASIS | | Tax Title Liens | |
| CETA And Other Public Employment Programs | | FOR NET DEBT COMPUTATION | | Foreclosed Property | |
| MUNICIPAL FUNCTIONS | | REAL PROPERTY VALUATIONS | | Emergencies & Other Deferred Charges | |
| CAPITAL IMPROVEMENTS | 276,500.00 | Code Class # of Parcels % VAL'N | | State and Federal Aid Receivable | |
| DEBT SERVICE | | | | Other Receivables | |
| Principal Payments | 540,336.17 | ASSESSED VALUATION | | Total | |
| Interest Payments | 819,211.27 | | | LIABILITIES, RESERVES, AND SURPLUS | |
| DEFERRED CHARGES | | Land Area 46.90 Sq. Miles | | Cash Liabilities | |
| SCHOOL, COUNTY, SPECIAL DISTRICT TAXES | 24,340,327.69 | Net Valuation Taxable-Municipal | | Reserves for Receivables | |
| RESERVE FOR UNCOLLECTED TAXES | 1,923,574.41 | Net Valuation Taxable-County | | Surplus Dec. 31, 1985 | |
| EXPENDITURES | | State Equalized Valuation | | Total | |
| TOTAL | 36,994,291.42 | State Equalization Ratio | | | |

2105
Population 1980 2,341
Population 1985 2,329
S & P Rating
Moody Rating

General Tax Rate Per \$100.
2.55
State Equalized Tax Rate
2.17

FRANKLIN TOWNSHIP – WARREN COUNTY
Form of Government:
Township Committee
Number of Members on Governing Body – 3

PER CAPITA:
Gross Debt 90.54
Net Debt
Debt Service
Total Tax Levy 671.60
Municipal Expenditures 216.75
PER CENT:
Gross Debt .36
Net Debt
Tax Levy Collected 93.56
Tax Levy Cancelled, Abated or Adjusted .04

| EXPENDITURES | | REVENUES-REALIZED | | 1985 PROPERTY TAX | |
|---|--------------|--|---------------|--|-------------------|
| GENERAL GOVERNMENT | | | | STATE EQUALIZED TAX RATE | |
| Governing Body & Public Boards | | 1985 Property Taxes Collected | 1,466,169.86 | Local District School Taxes | .71 469,561.00 |
| Municipal Clerk | | 1985 Payments in Lieu of Taxes | | Regional & Consolidated School Tax | .73 489,350.97 |
| Financial Administration | 14,140.00 | Delinquent Tax & Lien Collections | 96,490.13 | School Taxes in Municipal Budget | |
| Assessment of Taxes | 10,359.53 | Business Personalty Replacement Taxes | 67,476.00 | County Taxes | .69 456,503.25 |
| Collection of Taxes | 13,720.01 | Taxes from Public Utilities | 189,150.00 | County Library Taxes | .04 23,498.51 |
| Planning, Housing & Development | 16,912.53 | Other Miscellaneous Tax Revenues | | Local Municipal Purpose Taxes | |
| Human Resources | | State Aid Revenues | 13,786.20 | Veteran & Senior Citizen Taxes | 23,300.00 |
| Elections | | Federal Aid Revenues | | Total Taxes for Rate Computation | 2.17 1,462,213.73 |
| General Administration (other) | 87,348.30 | State and Local Fiscal Assistance Act Utilized | 10,787.60 | Special District Taxes | |
| JUDICIARY | | Sale of Acquired Property | | Bank Corp. Taxes | 1,930.81 |
| Municipal Courts | 14,770.60 | Other Miscellaneous Revenues | 246,997.20 | Added and Omitted Taxes | 123,300.37 |
| PUBLIC SAFETY | | Total | 2,090,856.99 | Total Taxes Levied - ABSTRACT | 1,564,144.91 |
| Fire Protection | 19,500.00 | Prior Years Surplus Appropriated | 359,595.87 | Total Taxes Billed | 1,567,133.91 |
| Police Protection | 12,658.99 | REVENUES TOTAL | 2,450,452.86 | 1985 TAXES COLLECTED | 1,466,169.86 |
| Civil Defense & Disaster Control | | Reserve For Uncollected Taxes | 143,000.00 | 1985 Taxes Cancelled, Abated or Adjusted | 678.86 |
| Environmental Inspection & Control | 4,556.80 | | | Transfer to Tax Title Liens or Foreclosed | 3,922.28 |
| Other Public Safety | | | | Balance Outstanding Dec. 31, 1985 | 96,362.91 |
| PUBLIC WORKS | | CAPITAL OUTLAY TOTAL | | PRIOR YEARS TAXES OUTSTANDING | |
| Streets and Drainage | 122,530.60 | Public Enterprises | | Balance January 1, 1985 | 92,362.30 |
| Sewers and Sewage Processing | | Recreation—Culture | | Collected in 1985 | 92,345.76 |
| Garbage and Trash Disposal | 5,306.88 | Public Works | | Cancelled, Abated or Adjusted 1985 | 16.54 |
| Public Buildings and Grounds | 13,381.09 | Buildings and Grounds | | Transfers to Tax Title Liens or Foreclosed | |
| Other Public Works | | Library and Education | | Balance December 31, 1985 | |
| HEALTH and WELFARE | | Conservation | | TAX TITLE LIENS OUTSTANDING | |
| Health Services Except Environmental | | All Other | | Balance January 1, 1985 | 31,745.83 |
| Welfare-Public Assistance | 550.00 | | | Transfer From Taxes | 3,922.28 |
| Hospitals, Clinics, First Aid | 100.00 | CAPITAL DEBT AUTHORIZED, DECEMBER 31, 1985 | | Redeemed in 1985 | 4,144.37 |
| Animal, Insect, & Rodent Control | | ISSUED AND UNISSUED GROSS DEBT | | Cancelled, Abated or Adjusted (1985) | |
| Other Welfare Services | | School | 210,863 | Transfers to Foreclosed Property | |
| RECREATION and CONSERVATION | | Self-liquidating | | Balance December 31, 1985 | 31,523.74 |
| Beaches and Boardwalks | | Other | | PROPERTY ACQUIRED BY DEED OR | |
| Parks, Playgrounds, Shade Trees | | Total | 210,863 | FORECLOSURE | |
| Land Reclamation & Conservation | 181.49 | ISSUED AND OUTSTANDING | | Balance January 1, 1985 | |
| Other Recreational Services | 3,240.20 | School | 172,275.25 | Transfers From Taxes or Liens | |
| EDUCATION (excluding schools) | | Self-Liquidating | | Sale for Cash (1985) | |
| Libraries | | Other | | Cancelled, Abated or Adjusted (1985) | |
| Other Educational Services | | Total | 172,275.25 | Balance December 31, 1985 | |
| STATUTORY EXPENDITURES | | EQUALIZED VALUATION BASIS | | CURRENT FINANCES DECEMBER 31, 1985 | |
| Pensions & F. I. C. A. | 13,246.51 | FOR NET DEBT COMPUTATION | 59,276,074 | ASSETS | |
| Employee Fringe Benefits | 8,802.73 | REAL PROPERTY VALUATIONS | | Cash Dec. 31, 1985 | 2,594,338.49 |
| Other Statutory Expenditures | 500.00 | Code Class # of Parcels % VAL'N | | Taxes Receivable | 96,362.91 |
| CETA And Other Public Employment Programs | | 1 Vacant Land 215 5.24 | 2,912,020.00 | Tax Title Liens | 31,523.74 |
| MUNICIPAL FUNCTIONS TOTAL | 361,806.26 | 2 Residential 554 57.17 | 31,749,780.00 | Foreclosed Property | |
| CAPITAL IMPROVEMENTS *MEMO* | 125,000.00 | 3 Farm 475 22.83 | 12,676,910.00 | Emergencies & Other Deferred Charges | |
| DEBT SERVICE | | 4a Commercial 51 10.41 | 5,780,245.00 | State and Federal Aid Receivable | |
| Principal Payments | | 4b Industrial 14 4.09 | 2,273,555.00 | Other Receivables | |
| Interest Payments | | 4c Apartments 2 .25 | 141,050.00 | Total | 2,722,225.14 |
| DEFERRED CHARGES | | Total 1311 | 55,533,560.00 | LIABILITIES, RESERVES, AND SURPLUS | |
| SCHOOL, COUNTY, SPECIAL DISTRICT TAXES | 1,438,913.73 | Land Area 24.10 Sq. Miles | | Cash Liabilities | 1,223,813.99 |
| RESERVE FOR UNCOLLECTED TAXES | 143,000.00 | Net Valuation Taxable-Municipal | 56,632,619 | Reserves for Receivables | 127,886.65 |
| EXPENDITURES TOTAL | 1,943,719.99 | Net Valuation Taxable-County | 66,435,442 | Surplus Dec. 31, 1985 | 1,370,524.50 |
| | | State Equalized Valuation | 66,386,740 | Total | 2,722,225.14 |
| | | State Equalization Ratio | 85.06 | | |

0220
 Population 1980 **8,769**
 Population 1985 **9,633**
 S & P Rating
 Moody Rating

General Tax Rate Per \$100. **2.27**
 State Equalized Tax Rate **1.40**

FRANKLIN LAKES BOROUGH – BERGEN CO.
Form of Government:
Borough Council
Number of Members on Governing Body – 6

PER CAPITA:
 Gross Debt **257.08**
 Net Debt **30.67**
 Debt Service **9.61**
 Total Tax Levy **1,292.91**
 Municipal Expenditures **332.23**

PER CENT:
 Gross Debt **.33**
 Net Debt **.04**
 Tax Levy Collected **96.79**
 Tax Levy Cancelled, Abated or Adjusted **.21**

| EXPENDITURES | | REVENUES-REALIZED | | 1985 PROPERTY TAX | |
|--|----------------------|--|----------------------------|---|---------------------------|
| GENERAL GOVERNMENT | | | | STATE EQUALIZED TAX RATE → | |
| Governing Body & Public Boards | | 1985 Property Taxes Collected | 12,042,984.76 | Local District School Taxes | .48 4,226,541.40 |
| Municipal Clerk | | 1985 Payments in Lieu of Taxes | | Regional & Consolidated School Tax | .47 4,117,704.31 |
| Financial Administration | 33,730.05 | Delinquent Tax & Lien Collections | 289,947.50 | School Taxes in Municipal Budget | |
| Assessment of Taxes | 79,967.46 | Business Personalty Replacement Taxes | 74,211.56 | County Taxes | .35 3,053,043.04 |
| Collection of Taxes | 15,797.21 | Taxes from Public Utilities | 1,399,808.00 | County Library Taxes | |
| Planning, Housing & Development | | Other Miscellaneous Tax Revenues | | Local Municipal Purpose Taxes | .06 514,537.18 |
| Human Resources | 2,358.32 | State Aid Revenues | 53,493.14 | Veteran & Senior Citizen Taxes | 53,450.00 |
| Elections | | Federal Aid Revenues | | Total Taxes for Rate Computation | 1.36 11,965,275.93 |
| General Administration (other) | 460,106.06 | State and Local Fiscal Assistance Act Utilized | 35,979.00 | Special District Taxes | 341,000.00 |
| JUDICIARY | | Sale of Acquired Property | | Bank Corp. Taxes | 28,026.05 |
| Municipal Courts | 56,756.47 | Other Miscellaneous Revenues | 549,217.02 | Added and Omitted Taxes | 173,739.09 |
| PUBLIC SAFETY | | Total | 14,445,640.98 | Total Taxes Levied - ABSTRACT | 12,454,591.07 |
| Fire Protection | 135,072.49 | Prior Years Surplus Appropriated | 800,000.00 | Total Taxes Billed | 12,442,014.25 |
| Police Protection | 915,919.73 | REVENUES TOTAL | 15,245,640.98 | 1985 TAXES COLLECTED | 12,042,984.76 |
| Civil Defense & Disaster Control | | Reserve For Uncollected Taxes | 341,143.81 | 1985 Taxes Cancelled, Abated or Adjusted | 25,939.76 |
| Environmental Inspection & Control | 64,901.26 | | | Transfer to Tax Title Liens or Foreclosed | |
| Other Public Safety | | CAPITAL OUTLAY TOTAL | 142,302.32 | Balance Outstanding Dec. 31, 1985 | 373,089.73 |
| PUBLIC WORKS | | | | PRIOR YEARS TAXES OUTSTANDING | |
| Streets and Drainage | 456,175.70 | Public Enterprises | | Balance January 1, 1985 | 293,562.21 |
| Sewers and Sewage Processing | | Recreation—Culture | 19,652.24 | Collected in 1985 | 289,947.50 |
| Garbage and Trash Disposal | 47,347.28 | Public Works | 79,839.03 | Cancelled, Abated or Adjusted 1985 | |
| Public Buildings and Grounds | 36,764.83 | Buildings and Grounds | 40,956.05 | Transfers to Tax Title Liens or Foreclosed | |
| Other Public Works | | Library and Education | 1,855.00 | Balance December 31, 1985 | 3,614.71 |
| HEALTH and WELFARE | | Conservation | | TAX TITLE LIENS OUTSTANDING | |
| Health Services Except Environmental | 43,824.00 | All Other | | Balance January 1, 1985 | |
| Welfare-Public Assistance | 1,218.50 | CAPITAL DEBT AUTHORIZED, DECEMBER 31, 1985 | | Transfer From Taxes | |
| Hospitals, Clinics, First Aid | | ISSUED AND UNISSUED GROSS DEBT NET DEBT | | Redeemed in 1985 | |
| Animal, Insect, & Rodent Control | | School | 2,181,070 | Cancelled, Abated or Adjusted (1985) | |
| Other Welfare Services | | Self-liquidating | 295,425 | Transfers to Foreclosed Property | |
| RECREATION and CONSERVATION | | Other | 295,425 | Balance December 31, 1985 | |
| Beaches and Boardwalks | 4.90 | Total | 2,476,495 | PROPERTY ACQUIRED BY DEED OR FORECLOSURE | |
| Parks, Playgrounds, Shade Trees | 500.00 | ISSUED AND OUTSTANDING | | Balance January 1, 1985 | |
| Land Reclamation & Conservation | 23,160.59 | School | 1,781,070.00 | Transfers From Taxes or Liens | |
| Other Recreational Services | | Self-Liquidating | 129,000.00 | Sale for Cash (1985) | |
| EDUCATION (excluding schools) | | Other | 1,910,070.00 | Cancelled, Abated or Adjusted (1985) | |
| Libraries | 172,195.00 | Total | 1,910,070.00 | Balance December 31, 1985 | |
| Other Educational Services | | EQUALIZED VALUATION BASIS | | CURRENT FINANCES DECEMBER 31, 1985 | |
| STATUTORY EXPENDITURES | | FOR NET DEBT COMPUTATION | 750,666,587 | ASSETS | |
| Pensions & F. I. C. A. | 166,225.27 | REAL PROPERTY VALUATIONS | | Cash Dec. 31, 1985 | 1,168,653.03 |
| Employee Fringe Benefits | 7,000.00 | Code Class # of Parcels % VAL'N | ASSESSED VALUATION | Taxes Receivable | 376,704.44 |
| Other Statutory Expenditures | | 1 Vacant Land 407 4.38 | 23,611,000.00 | Tax Title Liens | |
| CETA And Other Public Employment Programs | | 2 Residential 2867 82.96 | 447,287,400.00 | Foreclosed Property | |
| MUNICIPAL FUNCTIONS TOTAL | 2,719,025.12 | 3 Farm 47 .52 | 2,773,300.00 | Emergencies & Other Deferred Charges | 4,000.00 |
| CAPITAL IMPROVEMENTS *MEMO* | 400,000.00 | 4a Commercial 52 11.34 | 61,125,400.00 | State and Federal Aid Receivable | 3,900.55 |
| DEBT SERVICE | | 4b Industrial 17 .81 | 4,356,400.00 | Other Receivables | 15,059.60 |
| Principal Payments | 80,000.00 | 4c Apartments | | Total | 1,568,317.62 |
| Interest Payments | 12,540.00 | Total | 3390 539,153,500.00 | LIABILITIES, RESERVES, AND SURPLUS | |
| DEFERRED CHARGES | 47,672.14 | Land Area 9.80 Sq. Miles | | Cash Liabilities | 617,364.85 |
| SCHOOL, COUNTY, SPECIAL DISTRICT TAXES | 11,738,288.75 | Net Valuation Taxable-Municipal | 540,452,650 | Reserves for Receivables | 391,764.04 |
| RESERVE FOR UNCOLLECTED TAXES | 341,143.81 | Net Valuation Taxable-County | 757,922,949 | Surplus Dec. 31, 1985 | 559,188.73 |
| EXPENDITURES TOTAL | 14,938,669.82 | State Equalized Valuation | 873,151,511 | Total | 1,568,317.62 |
| | | State Equalization Ratio | 61.84 | | |

1907
 Population 1980 2,281
 Population 1985 2,363
 S & P Rating
 Moody Rating

General Tax Rate Per \$100. 2.40
 State Equalized Tax Rate 2.30

FREDON TOWNSHIP – SUSSEX COUNTY

Form of Government:

Township Committee

Number of Members on Governing Body – 5

PER CAPITA:

Gross Debt 310.80
 Net Debt 56.26
 Debt Service .77
 Total Tax Levy 872.07
 Municipal Expenditures 252.86

PER CENT:

Gross Debt .95
 Net Debt .17
 Tax Levy Collected 94.48
 Tax Levy Cancelled, Abated or Adjusted

| EXPENDITURES | | REVENUES-REALIZED | | 1985 PROPERTY TAX | |
|---|--------------|--|---------------|--|--------------|
| GENERAL GOVERNMENT | | | | STATE EQUALIZED TAX RATE | |
| Governing Body & Public Boards | | 1985 Property Taxes Collected | 1,946,658.60 | Local District School Taxes .89 | 782,280.50 |
| Municipal Clerk | | 1985 Payments in Lieu of Taxes | 80.00 | Regional & Consolidated School Tax .85 | 749,322.26 |
| Financial Administration | 12,350.00 | Delinquent Tax & Lien Collections | 99,917.87 | School Taxes in Municipal Budget | |
| Assessment of Taxes | 8,900.00 | Business Personality Replacement Taxes | 35,776.48 | County Taxes .49 | 431,708.47 |
| Collection of Taxes | 8,700.00 | Taxes from Public Utilities | 148,443.00 | County Library Taxes .03 | 29,410.49 |
| Planning, Housing & Development | 23,300.00 | Other Miscellaneous Tax Revenues | | Local Municipal Purpose Taxes .02 | 20,500.00 |
| Human Resources | | State Aid Revenues | 11,825.43 | Veteran & Senior Citizen Taxes | 15,700.00 |
| Elections | 1,000.00 | Federal Aid Revenues | | Total Taxes for Rate Computation 2.28 | 2,028,921.72 |
| General Administration (other) | 69,850.00 | State and Local Fiscal Assistance Act Utilized | 10,608.00 | Special District Taxes | |
| JUDICIARY | | Sale of Acquired Property | | Bank Corp. Taxes | 287.47 |
| Municipal Courts | 18,000.00 | Other Miscellaneous Revenues | 89,531.98 | Added and Omitted Taxes | 47,193.31 |
| PUBLIC SAFETY | | Total | 2,342,841.36 | Total Taxes Levied - ABSTRACT | 2,060,702.50 |
| Fire Protection | 22,035.00 | Prior Years Surplus Appropriated | 270,000.00 | Total Taxes Billed | 2,060,415.03 |
| Police Protection | 2,000.00 | REVENUES TOTAL | 2,612,841.36 | 1985 TAXES COLLECTED | 1,946,658.60 |
| Civil Defense & Disaster Control | 513.00 | Reserve For Uncollected Taxes | 145,675.97 | 1985 Taxes Cancelled, Abated or Adjusted | |
| Environmental Inspection & Control | 12,125.00 | CAPITAL OUTLAY TOTAL | 68,072.28 | Transfer to Tax Title Liens or Foreclosed | |
| Other Public Safety | | | | Balance Outstanding Dec. 31, 1985 | 113,756.43 |
| PUBLIC WORKS | | | | PRIOR YEARS TAXES OUTSTANDING | |
| Streets and Drainage | 172,495.00 | Public Enterprises | | Balance January 1, 1985 | 117,864.34 |
| Sewers and Sewage Processing | | Recreation—Culture | | Collected in 1985 | 83,795.64 |
| Garbage and Trash Disposal | | Public Works | 67,272.28 | Cancelled, Abated or Adjusted 1985 | |
| Public Buildings and Grounds | 13,500.00 | Buildings and Grounds | 800.00 | Transfers to Tax Title Liens or Foreclosed | |
| Other Public Works | | Library and Education | | Balance December 31, 1985 | 34,068.70 |
| HEALTH and WELFARE | | Conservation | | TAX TITLE LIENS OUTSTANDING | |
| Health Services Except Environmental | 12,295.00 | All Other | | Balance January 1, 1985 | 17,659.54 |
| Welfare-Public Assistance | 2,200.00 | | | Transfer From Taxes | |
| Hospitals, Clinics, First Aid | | CAPITAL DEBT AUTHORIZED, DECEMBER 31, 1985 | | Redeemed in 1985 | 16,122.23 |
| Animal, Insect, & Rodent Control | 300.00 | ISSUED AND UNISSUED | | Cancelled, Abated or Adjusted (1985) | |
| Other Welfare Services | | School | 601,470 | Transfers to Foreclosed Property | |
| RECREATION and CONSERVATION | | Self-liquidating | | Balance December 31, 1985 | 1,537.31 |
| Beaches and Boardwalks | | Other | 132,942 | PROPERTY ACQUIRED BY DEED OR | |
| Parks, Playgrounds, Shade Trees | | Total | 734,412 | FORECLOSURE | |
| Land Reclamation & Conservation | | | | Balance January 1, 1985 | 2,400.00 |
| Other Recreational Services | 2,050.00 | ISSUED AND OUTSTANDING | | Transfers From Taxes or Liens | |
| EDUCATION (excluding schools) | | School | 601,470.71 | Sale for Cash (1985) | |
| Libraries | | Self-liquidating | | Cancelled, Abated or Adjusted (1985) | |
| Other Educational Services | 4,800.00 | Other | 132,942.24 | Balance December 31, 1985 | 2,400.00 |
| STATUTORY EXPENDITURES | | Total | 734,412.95 | CURRENT FINANCES DECEMBER 31, 1985 | |
| Pensions & F. I. C. A. | 20,200.00 | EQUALIZED VALUATION BASIS | | ASSETS | |
| Employee Fringe Benefits | 5,000.00 | FOR NET DEBT COMPUTATION | 77,623,267 | Cash Dec. 31, 1985 | 607,935.20 |
| Other Statutory Expenditures | 2,200.00 | REAL PROPERTY VALUATIONS | | Taxes Receivable | 147,825.13 |
| CETA And Other Public Employment Programs | | Code Class # of Parcels % VAL'N | | Tax Title Liens | 1,537.31 |
| MUNICIPAL FUNCTIONS TOTAL | 413,813.00 | 1 Vacant Land 200 5.05 | 4,231,950.00 | Foreclosed Property | 2,400.00 |
| CAPITAL IMPROVEMENTS *MEMO* | 5,000.00 | 2 Residential 659 74.24 | 62,185,700.00 | Emergencies & Other Deferred Charges | 20,800.00 |
| DEBT SERVICE | | 3 Farm 280 14.00 | 11,732,785.00 | State and Federal Aid Receivable | 2,975.46 |
| Principal Payments | | 4a Commercial 23 2.93 | 2,455,700.00 | Other Receivables | 2,902.55 |
| Interest Payments | 1,820.00 | 4b Industrial 5 3.78 | 3,162,500.00 | Total | 786,375.65 |
| DEFERRED CHARGES | 36,200.00 | 4c Apartments | | LIABILITIES, RESERVES, AND SURPLUS | |
| SCHOOL, COUNTY, SPECIAL DISTRICT TAXES | 1,992,721.72 | Total | 83,768,635.00 | Cash Liabilities | 308,418.46 |
| RESERVE FOR UNCOLLECTED TAXES | 145,675.97 | Land Area 18.00 Sq. Miles | | Reserves for Receivables | 154,664.99 |
| EXPENDITURES TOTAL | 2,590,230.69 | Net Valuation Taxable-Municipal | 83,940,801 | Surplus Dec. 31, 1985 | 323,292.20 |
| | | Net Valuation Taxable-County | 78,465,991 | Total | 786,375.65 |
| | | State Equalized Valuation | 87,695,554 | | |
| | | State Equalization Ratio | 95.71 | | |

1315
 Population 1980 **10,020**
 Population 1985 **9,986**
 S & P Rating
 Moody Rating **A**
 General Tax Rate Per \$100. **3.27**
 State Equalized Tax Rate **2.43**

FREEHOLD BOROUGH – MONMOUTH CO.
Form of Government:
Borough Council
Number of Members on Governing Body – 6

PER CAPITA:
 Gross Debt **766.10**
 Net Debt **325.01**
 Debt Service **19.14**
 Total Tax Levy **625.63**
 Municipal Expenditures **377.20**
 PER CENT:
 Gross Debt **3.45**
 Net Debt **1.47**
 Tax Levy Collected **96.50**
 Tax Levy Cancelled, Abated or Adjusted **.01**

| EXPENDITURES | | REVENUES-REALIZED | | 1985 PROPERTY TAX | |
|--|---------------------|--|--|--|--------------|
| GENERAL GOVERNMENT | | | | STATE EQUALIZED TAX RATE | |
| Governing Body & Public Boards | 100.00 | 1985 Property Taxes Collected | | Local District School Taxes | 1,857,128.96 |
| Municipal Clerk | | 1985 Payments in Lieu of Taxes | | Regional & Consolidated School Tax | 1,455,296.96 |
| Financial Administration | 20,750.00 | Delinquent Tax & Lien Collections | | School Taxes in Municipal Budget | |
| Assessment of Taxes | 43,775.00 | Business Personalty Replacement Taxes | | County Taxes | 1,252,215.23 |
| Collection of Taxes | 25,649.00 | Taxes from Public Utilities | | County Library Taxes | |
| Planning, Housing & Development | 86,990.68 | Other Miscellaneous Tax Revenues | | Local Municipal Purpose Taxes | 1,616,543.09 |
| Human Resources | 50.00 | State Aid Revenues | | Veteran & Senior Citizen Taxes | 74,700.00 |
| Elections | 2,700.00 | Federal Aid Revenues | | Total Taxes for Rate Computation | 6,255,884.24 |
| General Administration (other) | 420,255.00 | State and Local Fiscal Assistance Act Utilized | | Special District Taxes | |
| JUDICIARY | | Sale of Acquired Property | | Bank Corp. Taxes | 41,803.86 |
| Municipal Courts | 81,624.00 | Other Miscellaneous Revenues | | Added and Omitted Taxes | 24,507.41 |
| PUBLIC SAFETY | | Total | | Total Taxes Levied - ABSTRACT | 6,247,495.51 |
| Fire Protection | 39,115.00 | Prior Years Surplus Appropriated | | Total Taxes Billed | 6,202,941.49 |
| Police Protection | 923,422.00 | REVENUES | | 1985 TAXES COLLECTED | 5,985,920.64 |
| Civil Defense & Disaster Control | 100.00 | Reserve For Uncollected Taxes | | 1985 Taxes Cancelled, Abated or Adjusted | 751.22 |
| Environmental Inspection & Control | 53,303.00 | CAPITAL OUTLAY | | Transfer to Tax Title Liens or Foreclosed | 16,222.62 |
| Other Public Safety | | TOTAL | | Balance Outstanding Dec. 31, 1985 | 200,047.01 |
| PUBLIC WORKS | | Public Enterprises | | PRIOR YEARS TAXES OUTSTANDING | |
| Streets and Drainage | 470,797.03 | Recreation—Culture | | Balance January 1, 1985 | 163,101.54 |
| Sewers and Sewage Processing | | Public Works | | Collected in 1985 | 159,922.96 |
| Garbage and Trash Disposal | 375,144.00 | Buildings and Grounds | | Cancelled, Abated or Adjusted 1985 | |
| Public Buildings and Grounds | 254,595.73 | Library and Education | | Transfers to Tax Title Liens or Foreclosed | 3,175.50 |
| Other Public Works | 150.00 | Conservation | | Balance December 31, 1985 | 3.08 |
| HEALTH and WELFARE | | All Other | | TAX TITLE LIENS OUTSTANDING | |
| Health Services Except Environmental | 43,244.00 | CAPITAL DEBT AUTHORIZED, DECEMBER 31, 1985 | | Balance January 1, 1985 | 48,061.97 |
| Welfare-Public Assistance | 25,721.00 | ISSUED AND UNISSUED | | Transfer From Taxes | 19,827.09 |
| Hospitals, Clinics, First Aid | | GROSS DEBT | | Redeemed in 1985 | 11,404.95 |
| Animal, Insect, & Rodent Control | | NET DEBT | | Cancelled, Abated or Adjusted (1985) | 2,559.45 |
| Other Welfare Services | | SCHOOL | | Transfers to Foreclosed Property | |
| RECREATION and CONSERVATION | | Self-liquidating | | Balance December 31, 1985 | 53,924.66 |
| Beaches and Boardwalks | | Other | | PROPERTY ACQUIRED BY DEED OR | |
| Parks, Playgrounds, Shade Trees | 36,001.75 | Total | | FORECLOSURE | |
| Land Reclamation & Conservation | | ISSUED AND OUTSTANDING | | Balance January 1, 1985 | 15,200.00 |
| Other Recreational Services | 15,249.57 | SCHOOL | | Transfers From Taxes or Liens | |
| EDUCATION (excluding schools) | | Self-Liquidating | | Sale for Cash (1985) | |
| Libraries | 74,413.00 | Other | | Cancelled, Abated or Adjusted (1985) | |
| Other Educational Services | | Total | | Balance December 31, 1985 | 15,200.00 |
| STATUTORY EXPENDITURES | | EQUALIZED VALUATION BASIS | | CURRENT FINANCES DECEMBER 31, 1985 | |
| Pensions & F. I. C. A. | 222,935.38 | FOR NET DEBT COMPUTATION | | ASSETS | |
| Employee Fringe Benefits | 114,500.00 | REAL PROPERTY VALUATIONS | | Cash Dec. 31, 1985 | 1,754,296.03 |
| Other Statutory Expenditures | 5,000.00 | Code Class # of Parcels % VAL'N | | Taxes Receivable | 200,050.09 |
| CETA And Other Public Employment Programs | | ASSESSED VALUATION | | Tax Title Liens | 53,924.66 |
| MUNICIPAL FUNCTIONS | | 1 Vacant Land 277 1.43 | | Foreclosed Property | 15,200.00 |
| CAPITAL IMPROVEMENTS | *MEMO* | 2 Residential 2592 72.66 | | Emergencies & Other Deferred Charges | 11,500.00 |
| DEBT SERVICE | | 3 Farm 4 .01 | | State and Federal Aid Receivable | |
| Principal Payments | 80,000.00 | 4a Commercial 203 13.41 | | Other Receivables | 221,034.27 |
| Interest Payments | 111,110.90 | 4b Industrial 6 8.51 | | Total | 2,256,005.05 |
| | | 4c Apartments 37 3.98 | | LIABILITIES, RESERVES, AND SURPLUS | |
| | | Total 3119 | | Cash Liabilities | 886,687.60 |
| DEFERRED CHARGES | | Land Area 1.90 Sq. Miles | | Reserves for Receivables | 490,209.02 |
| SCHOOL, COUNTY, SPECIAL DISTRICT TAXES | | Net Valuation Taxable-Municipal | | Surplus Dec. 31, 1985 | 879,108.43 |
| RESERVE FOR UNCOLLECTED TAXES | | Net Valuation Taxable-County | | Total | 2,256,005.05 |
| EXPENDITURES | | State Equalized Valuation | | | |
| TOTAL | 8,331,390.60 | State Equalization Ratio | | | |

1316
 Population 1980 **19,202**
 Population 1985 **20,652**
 S & P Rating
 Moody Rating **A1**

General Tax Rate Per \$100. **2.60**
 State Equalized Tax Rate **2.18**

FREEHOLD TOWNSHIP - MONMOUTH CO.
Form of Government:
Township Committee
Number of Members on Governing Body - 5

PER CAPITA:
 Gross Debt **1,278.25**
 Net Debt **613.14**
 Debt Service **46.37**
 Total Tax Levy **799.49**
 Municipal Expenditures **425.70**

PER CENT:
 Gross Debt **4.45**
 Net Debt **2.14**
 Tax Levy Collected **97.58**
 Tax Levy Cancelled, Abated or Adjusted

| EXPENDITURES | | REVENUES-REALIZED | | 1985 PROPERTY TAX | |
|--|----------------------|---|--------------------|---|--------------------|
| GENERAL GOVERNMENT | | | | STATE EQUALIZED TAX RATE | |
| Governing Body & Public Boards | 43,200.00 | 1985 Property Taxes Collected | 16,037,587.63 | Local District School Taxes | 1.00 7,080,357.40 |
| Municipal Clerk | 71,900.00 | 1985 Payments in Lieu of Taxes | | Regional & Consolidated School Tax | .59 4,196,714.01 |
| Financial Administration | 40,600.00 | Delinquent Tax & Lien Collections | 312,209.04 | School Taxes in Municipal Budget | |
| Assessment of Taxes | 119,700.00 | Business Personalty Replacement Taxes | 240,291.36 | County Taxes | .49 3,450,337.22 |
| Collection of Taxes | 97,000.00 | Taxes from Public Utilities | 3,621,606.00 | County Library Taxes | .02 129,265.20 |
| Planning, Housing & Development | 186,300.00 | Other Miscellaneous Tax Revenues | | Local Municipal Purpose Taxes | .08 575,000.00 |
| Human Resources | | State Aid Revenues | 117,233.22 | Veteran & Senior Citizen Taxes | |
| Elections | 8,500.00 | Federal Aid Revenues | | Total Taxes for Rate Computation | 2.18 15,530,073.83 |
| General Administration (other) | 843,867.00 | State and Local Fiscal Assistance Act Utilized | 79,066.69 | Special District Taxes | |
| JUDICIARY | | Sale of Acquired Property | | Bank Corp. Taxes | |
| Municipal Courts | 104,000.00 | Other Miscellaneous Revenues | 2,376,244.59 | Added and Omitted Taxes | |
| PUBLIC SAFETY | | Total | 22,784,238.53 | Total Taxes Levied - ABSTRACT | |
| Fire Protection | 125,500.00 | Prior Years Surplus Appropriated | 2,899,000.00 | Total Taxes Billed | 16,511,103.79 |
| Police Protection | 1,521,200.00 | REVENUES | 25,683,238.53 | 1985 TAXES COLLECTED | 16,037,587.63 |
| Civil Defense & Disaster Control | 12,600.00 | Reserve For Uncollected Taxes | 967,200.00 | 1985 Taxes Cancelled, Abated or Adjusted | |
| Environmental Inspection & Control | 230,100.00 | | | Transfer to Tax Title Liens or Foreclosed | |
| Other Public Safety | | CAPITAL OUTLAY | TOTAL | Balance Outstanding Dec. 31, 1985 | 397,134.67 |
| PUBLIC WORKS | | | | PRIOR YEARS TAXES OUTSTANDING | |
| Streets and Drainage | 1,132,099.69 | Public Enterprises | 2,782,633.31 | Balance January 1, 1985 | 305,328.40 |
| Sewers and Sewage Processing | 475,059.58 | Recreation—Culture | 8,891.40 | Collected in 1985 | 297,196.06 |
| Garbage and Trash Disposal | 104,000.00 | Public Works | 792,742.91 | Cancelled, Abated or Adjusted 1985 | |
| Public Buildings and Grounds | 304,500.00 | Buildings and Grounds | 2,080,447.62 | Transfers to Tax Title Liens or Foreclosed | |
| Other Public Works | | Library and Education | | Balance December 31, 1985 | 8,132.34 |
| HEALTH and WELFARE | | Conservation | | TAX TITLE LIENS OUTSTANDING | |
| Health Services Except Environmental | 125,800.00 | All Other | | Balance January 1, 1985 | 219,250.44 |
| Welfare-Public Assistance | 10,200.00 | | | Transfer From Taxes | |
| Hospitals, Clinics, First Aid | 25,000.00 | CAPITAL DEBT AUTHORIZED, DECEMBER 31, 1985 | | Redeemed in 1985 | |
| Animal, Insect, & Rodent Control | | ISSUED AND UNISSUED | | Cancelled, Abated or Adjusted (1985) | 15,012.98 |
| Other Welfare Services | | School | 5,098,971 | Transfers to Foreclosed Property | |
| RECREATION and CONSERVATION | | Self-Liquidating | 8,636,950 | Balance December 31, 1985 | 204,237.46 |
| Beaches and Boardwalks | | Other | 12,662,475 | PROPERTY ACQUIRED BY DEED OR FORECLOSURE | |
| Parks, Playgrounds, Shade Trees | 84,000.00 | Total | 26,398,396 | Balance January 1, 1985 | 140,000.00 |
| Land Reclamation & Conservation | 2,500.00 | | | Transfers From Taxes or Liens | |
| Other Recreational Services | 447,000.00 | ISSUED AND OUTSTANDING | | Sale for Cash (1985) | |
| EDUCATION (excluding schools) | | School | 5,098,971.14 | Cancelled, Abated or Adjusted (1985) | |
| Libraries | | Self-Liquidating | 8,458,800.00 | Balance December 31, 1985 | 140,000.00 |
| Other Educational Services | 500.00 | Other | 9,839,000.00 | CURRENT FINANCES DECEMBER 31, 1985 | |
| STATUTORY EXPENDITURES | | Total | 23,396,771.14 | ASSETS | |
| Pensions & F. I. C. A. | 512,587.31 | EQUALIZED VALUATION BASIS | | Cash Dec. 31, 1985 | 9,814,082.47 |
| Employee Fringe Benefits | 223,000.00 | FOR NET DEBT COMPUTATION | 592,851,388 | Taxes Receivable | 405,267.01 |
| Other Statutory Expenditures | 1,000.00 | REAL PROPERTY VALUATIONS | | Tax Title Liens | 204,237.46 |
| CETA And Other Public Employment Programs | | Code Class # of Parcels % VAL'N | ASSESSED VALUATION | Foreclosed Property | 140,000.00 |
| MUNICIPAL FUNCTIONS | 6,851,713.58 | 1 Vacant Land 1355 4.16 | 22,996,400.00 | Emergencies & Other Deferred Charges | 45,000.00 |
| CAPITAL IMPROVEMENTS *MEMO* | 15,000.00 | 2 Residential 5231 72.72 | 401,937,200.00 | State and Federal Aid Receivable | 8,671.19 |
| DEBT SERVICE | | 3 Farm 526 2.08 | 11,469,700.00 | Other Receivables | 37,339.04 |
| Principal Payments | 229,625.00 | 4a Commercial 227 14.64 | 80,921,150.00 | Total | 10,654,597.17 |
| Interest Payments | 727,915.42 | 4b Industrial 9 5.74 | 31,713,000.00 | LIABILITIES, RESERVES, AND SURPLUS | |
| | | 4c Apartments 2 .67 | 3,680,100.00 | Cash Liabilities | 6,780,139.11 |
| | | Total 7350 | 552,717,550.00 | Reserves for Receivables | 786,843.51 |
| DEFERRED CHARGES | 15,000.00 | Land Area 37.00 Sq. Miles | | Surplus Dec. 31, 1985 | 3,087,614.55 |
| SCHOOL, COUNTY, SPECIAL DISTRICT TAXES | 15,294,873.83 | Net Valuation Taxable-Municipal | 592,733,577 | Total | 10,654,597.17 |
| RESERVE FOR UNCOLLECTED TAXES | 967,200.00 | Net Valuation Taxable-County | 651,657,128 | | |
| EXPENDITURES | TOTAL | State Equalized Valuation | 700,063,863 | | |
| | 24,086,327.83 | State Equalization Ratio | 83.74 | | |

2106
Population 1980 1,435
Population 1985 1,571
S & P Rating
Moody Rating

General Tax Rate Per \$100. 3.06
State Equalized Tax Rate 2.14

FRELINGHUYSEN TWP. - WARREN COUNTY
Form of Government:
Township Committee
Number of Members on Governing Body - 3

PER CAPITA:
Gross Debt 94.83
Net Debt 8.91
Debt Service
Total Tax Levy 744.92
Municipal Expenditures 295.58
PER CENT:
Gross Debt .30
Net Debt .03
Tax Levy Collected 89.36
Tax Levy Cancelled, Abated or Adjusted

| EXPENDITURES | | REVENUES-REALIZED | | 1985 PROPERTY TAX | |
|---|--------------|--|---------------|--|--------------|
| GENERAL GOVERNMENT | | | | STATE EQUALIZED TAX RATE .69 | |
| Governing Body & Public Boards | | 1985 Property Taxes Collected | 1,042,597.12 | Local District School Taxes .69 | 372,806.00 |
| Municipal Clerk | | 1985 Payments in Lieu of Taxes | | Regional & Consolidated School Tax .72 | 390,637.31 |
| Financial Administration | 9,900.00 | Delinquent Tax & Lien Collections | 105,362.38 | School Taxes in Municipal Budget | |
| Assessment of Taxes | 8,235.00 | Business Personalty Replacement Taxes | 32,251.28 | County Taxes .68 | 369,065.34 |
| Collection of Taxes | 9,522.00 | Taxes from Public Utilities | 109,207.00 | County Library Taxes .04 | 18,997.92 |
| Planning, Housing & Development | 20,089.36 | Other Miscellaneous Tax Revenues | | Local Municipal Purpose Taxes | |
| Human Resources | | State Aid Revenues | 7,887.46 | Veteran & Senior Citizen Taxes | 11,850.00 |
| Elections | | Federal Aid Revenues | | Total Taxes for Rate Computation 2.13 | 1,163,356.57 |
| General Administration (other) | 46,654.08 | State and Local Fiscal Assistance Act Utilized | 8,876.00 | Special District Taxes | |
| JUDICIARY | | Sale of Acquired Property | | Bank Corp. Taxes | 3,507.61 |
| Municipal Courts | | Other Miscellaneous Revenues | 154,705.79 | Added and Omitted Taxes | 15,252.11 |
| PUBLIC SAFETY | | Total | 1,460,887.03 | Total Taxes Levied - ABSTRACT | 1,170,266.29 |
| Fire Protection | 9,592.00 | Prior Years Surplus Appropriated | 185,000.00 | Total Taxes Billed | 1,166,758.68 |
| Police Protection | 3,500.00 | REVENUES TOTAL | 1,645,887.03 | 1985 TAXES COLLECTED | 1,042,597.12 |
| Civil Defense & Disaster Control | 159.00 | Reserve For Uncollected Taxes | 182,844.30 | 1985 Taxes Cancelled, Abated or Adjusted | |
| Environmental Inspection & Control | 6,376.03 | CAPITAL OUTLAY TOTAL | 19,955.00 | Transfer to Tax Title Liens or Foreclosed | |
| Other Public Safety | | | | Balance Outstanding Dec. 31, 1985 | 124,161.56 |
| PUBLIC WORKS | | | | PRIOR YEARS TAXES OUTSTANDING | |
| Streets and Drainage | 121,283.53 | Public Enterprises | | Balance January 1, 1985 | 102,978.10 |
| Sewers and Sewage Processing | | Recreation—Culture | | Collected in 1985 | 94,209.68 |
| Garbage and Trash Disposal | 5,758.00 | Public Works | 19,955.00 | Cancelled, Abated or Adjusted 1985 | |
| Public Buildings and Grounds | 10,500.00 | Buildings and Grounds | | Transfers to Tax Title Liens or Foreclosed | |
| Other Public Works | | Library and Education | | Balance December 31, 1985 | 8,768.42 |
| HEALTH and WELFARE | | Conservation | | TAX TITLE LIENS OUTSTANDING | |
| Health Services Except Environmental | 1,759.50 | All Other | | Balance January 1, 1985 | 36,855.75 |
| Welfare-Public Assistance | 2,319.00 | CAPITAL DEBT AUTHORIZED, DECEMBER 31, 1985 | | Transfer From Taxes | |
| Hospitals, Clinics, First Aid | | ISSUED AND UNISSUED GROSS DEBT | | Redeemed in 1985 | 11,152.70 |
| Animal, Insect, & Rodent Control | 1,757.00 | School | 134,971 | Cancelled, Abated or Adjusted (1985) | |
| Other Welfare Services | | Self-liquidating | 14,000 | Transfers to Foreclosed Property | |
| RECREATION and CONSERVATION | | Other | 14,000 | Balance December 31, 1985 | 25,703.05 |
| Beaches and Boardwalks | | Total | 148,971 | PROPERTY ACQUIRED BY DEED OR | |
| Parks, Playgrounds, Shade Trees | | ISSUED AND OUTSTANDING | | FORECLOSURE | |
| Land Reclamation & Conservation | 1,200.00 | School | 134,971.16 | Balance January 1, 1985 | |
| Other Recreational Services | 3,800.00 | Self-Liquidating | | Transfers From Taxes or Liens | |
| EDUCATION (excluding schools) | | Other | | Sale for Cash (1985) | |
| Libraries | | Total | 134,971.16 | Cancelled, Abated or Adjusted (1985) | |
| Other Educational Services | | EQUALIZED VALUATION BASIS | | Balance December 31, 1985 | |
| STATUTORY EXPENDITURES | | FOR NET DEBT COMPUTATION | 49,864,313 | CURRENT FINANCES DECEMBER 31, 1985 | |
| Pensions & F. I. C. A. | 9,000.00 | REAL PROPERTY VALUATIONS | | ASSETS | |
| Employee Fringe Benefits | 1,100.00 | Code Class # of Parcels % VAL'N | | Cash Dec. 31, 1985 | 363,131.03 |
| Other Statutory Expenditures | 600.00 | 1 Vacant Land 188 7.96 | 2,967,365.00 | Taxes Receivable | 132,929.98 |
| CETA And Other Public Employment Programs | | 2 Residential 376 54.37 | 20,276,905.00 | Tax Title Liens | 25,703.05 |
| MUNICIPAL FUNCTIONS TOTAL | 273,104.50 | 3 Farm 454 30.27 | 11,289,400.00 | Foreclosed Property | |
| CAPITAL IMPROVEMENTS *MEMO* | | 4a Commercial 32 7.40 | 2,760,750.00 | Emergencies & Other Deferred Charges | 19,133.26 |
| DEBT SERVICE | | 4b Industrial | | State and Federal Aid Receivable | |
| Principal Payments | | 4c Apartments | | Other Receivables | 243.92 |
| Interest Payments | | Total 1050 | 37,294,420.00 | Total | 541,141.24 |
| DEFERRED CHARGES | 8,404.92 | Land Area 23.60 Sq. Miles | | LIABILITIES, RESERVES, AND SURPLUS | |
| SCHOOL, COUNTY, SPECIAL DISTRICT TAXES | 1,151,506.57 | Net Valuation Taxable-Municipal | 37,645,582 | Cash Liabilities | 64,804.29 |
| RESERVE FOR UNCOLLECTED TAXES | 182,844.30 | Net Valuation Taxable-County | 53,711,266 | Reserves for Receivables | 158,876.95 |
| EXPENDITURES TOTAL | 1,615,860.29 | State Equalized Valuation | 53,796,877 | Surplus Dec. 31, 1985 | 317,460.00 |
| | | State Equalization Ratio | 69.78 | Total | 541,141.24 |

1011
Population 1980 1,573
Population 1985 1,529
S & P Rating
Moody Rating

General Tax Rate Per \$100.

2.36

State Equalized Tax Rate

2.28

FRENCHTOWN BORO. - HUNTERDON CO.

Form of Government:

Borough Council

Number of Members on Governing Body - 6

PER CAPITA:

Gross Debt 458.79

Net Debt 154.42

Debt Service

Total Tax Levy 619.89

Municipal Expenditures 292.09

PER CENT:

Gross Debt 1.91

Net Debt .64

Tax Levy Collected 92.71

Tax Levy Cancelled, Abated

or Adjusted .43

| EXPENDITURES | | REVENUES-REALIZED | | 1985 PROPERTY TAX | |
|---|--------------|--|---------------|--|------------|
| GENERAL GOVERNMENT | | | | STATE EQUALIZED TAX RATE | |
| Governing Body & Public Boards | | 1985 Property Taxes Collected | 874,713.11 | Local District School Taxes 1.00 | 410,171.00 |
| Municipal Clerk | | 1985 Payments in Lieu of Taxes | | Regional & Consolidated School Tax .59 | 243,389.40 |
| Financial Administration | 10,676.93 | Delinquent Tax & Lien Collections | 65,762.51 | School Taxes in Municipal Budget | |
| Assessment of Taxes | 4,883.90 | Business Personalty Replacement Taxes | 45,748.74 | County Taxes .45 | 183,104.91 |
| Collection of Taxes | 5,050.00 | Taxes from Public Utilities | 49,370.00 | County Library Taxes .03 | 11,366.01 |
| Planning, Housing & Development | 7,920.21 | Other Miscellaneous Tax Revenues | | Local Municipal Purpose Taxes .21 | 87,200.37 |
| Human Resources | 1,500.00 | State Aid Revenues | 24,958.64 | Veteran & Senior Citizen Taxes | 13,850.00 |
| Elections | 250.29 | Federal Aid Revenues | | Total Taxes for Rate Computation 2.28 | 949,081.69 |
| General Administration (other) | 44,518.52 | State and Local Fiscal Assistance Act Utilized | 6,588.12 | Special District Taxes | |
| JUDICIARY | | Sale of Acquired Property | | Bank Corp. Taxes | 7,445.55 |
| Municipal Courts | 13,395.39 | Other Miscellaneous Revenues | 117,500.10 | Added and Omitted Taxes | 5,133.57 |
| PUBLIC SAFETY | | Total | 1,184,641.22 | Total Taxes Levied - ABSTRACT | 947,810.81 |
| Fire Protection | 23,772.85 | Prior Years Surplus Appropriated | 100,000.00 | Total Taxes Billed | 943,457.53 |
| Police Protection | 87,604.18 | REVENUES TOTAL | 1,284,641.22 | 1985 TAXES COLLECTED | 874,713.11 |
| Civil Defense & Disaster Control | 64.77 | Reserve For Uncollected Taxes | 83,463.42 | 1985 Taxes Cancelled, Abated or Adjusted | 4,011.05 |
| Environmental Inspection & Control | 4,845.00 | CAPITAL OUTLAY TOTAL | 22,873.31 | Transfer to Tax Title Liens or Foreclosed | 1,352.28 |
| Other Public Safety | | | | Balance Outstanding Dec. 31, 1985 | 63,381.09 |
| PUBLIC WORKS | | | | PRIOR YEARS TAXES OUTSTANDING | |
| Streets and Drainage | 61,133.29 | Public Enterprises | | Balance January 1, 1985 | 67,877.67 |
| Sewers and Sewage Processing | | Recreation—Culture | | Collected in 1985 | 65,762.51 |
| Garbage and Trash Disposal | 35,668.58 | Public Works | 2,500.00 | Cancelled, Abated or Adjusted 1985 | |
| Public Buildings and Grounds | 11,388.00 | Buildings and Grounds | 20,373.31 | Transfers to Tax Title Liens or Foreclosed | 915.38 |
| Other Public Works | | Library and Education | | Balance December 31, 1985 | 1,199.78 |
| HEALTH and WELFARE | | Conservation | | TAX TITLE LIENS OUTSTANDING | |
| Health Services Except Environmental | 982.13 | All Other | | Balance January 1, 1985 | 8,448.59 |
| Welfare-Public Assistance | 1,517.00 | CAPITAL DEBT AUTHORIZED, DECEMBER 31, 1985 | | Transfer From Taxes | 2,410.00 |
| Hospitals, Clinics, First Aid | | ISSUED AND UNISSUED | | Redeemed in 1985 | |
| Animal, Insect, & Rodent Control | | School 174,024 | | Cancelled, Abated or Adjusted (1985) | |
| Other Welfare Services | | Self-liquidating 291,358 | | Transfers to Foreclosed Property | |
| RECREATION and CONSERVATION | | Other 236,110 | 236,110 | Balance December 31, 1985 | 10,858.59 |
| Beaches and Boardwalks | | Total 701,494 | 236,110 | PROPERTY ACQUIRED BY DEED OR | |
| Parks, Playgrounds, Shade Trees | 6,825.00 | | | FORECLOSURE | |
| Land Reclamation & Conservation | | | | Balance January 1, 1985 | |
| Other Recreational Services | 1,300.00 | ISSUED AND OUTSTANDING | | Transfers From Taxes or Liens | |
| EDUCATION (excluding schools) | | School 173,626.91 | | Sale for Cash (1985) | |
| Libraries | 4,865.00 | Self-Liquidating 279,000.00 | | Cancelled, Abated or Adjusted (1985) | |
| Other Educational Services | | Other | | Balance December 31, 1985 | |
| STATUTORY EXPENDITURES | | Total 452,626.91 | | CURRENT FINANCES DECEMBER 31, 1985 | |
| Pensions & F. I. C. A. | 19,100.00 | EQUALIZED VALUATION BASIS | | ASSETS | |
| Employee Fringe Benefits | 7,332.37 | FOR NET DEBT COMPUTATION | 36,784,155 | Cash Dec. 31, 1985 | 502,148.40 |
| Other Statutory Expenditures | 1,225.00 | REAL PROPERTY VALUATIONS | | Taxes Receivable | 64,580.87 |
| CETA And Other Public Employment Programs | | Code Class # of Parcels % VAL'N | | Tax Title Liens | 10,858.59 |
| MUNICIPAL FUNCTIONS TOTAL | 355,818.41 | 1 Vacant Land 67 1.97 | 766,200.00 | Foreclosed Property | |
| CAPITAL IMPROVEMENTS *MEMO* | 10,000.00 | 2 Residential 394 72.11 | 28,086,300.00 | Emergencies & Other Deferred Charges | 12,100.00 |
| DEBT SERVICE | | 3 Farm 8 .21 | 82,590.00 | State and Federal Aid Receivable | |
| Principal Payments | | 4a Commercial 52 14.79 | 5,760,300.00 | Other Receivables | 110.85 |
| Interest Payments | | 4b Industrial 7 5.00 | 1,949,500.00 | Total | 589,798.71 |
| DEFERRED CHARGES | 7,329.79 | 4c Apartments 10 5.92 | 2,306,800.00 | LIABILITIES, RESERVES, AND SURPLUS | |
| SCHOOL, COUNTY, SPECIAL DISTRICT TAXES | 848,031.32 | Total 538 | 38,951,690.00 | Cash Liabilities | 299,186.07 |
| RESERVE FOR UNCOLLECTED TAXES | 83,463.42 | Land Area 1.10 Sq. Miles | | Reserves for Receivables | 75,550.31 |
| EXPENDITURES TOTAL | 1,294,642.94 | Net Valuation Taxable-Municipal | 39,642,613 | Surplus Dec. 31, 1985 | 215,062.33 |
| | | Net Valuation Taxable-County | 39,078,790 | Total | 589,798.71 |
| | | State Equalized Valuation | 41,080,481 | | |
| | | State Equalization Ratio | 96.44 | | |

0111
Population 1980 12,176
Population 1985 17,679
S & P Rating
Moody Rating AAA

General Tax Rate Per \$100. 4.67
State Equalized Tax Rate 1.93

GALLOWAY TOWNSHIP – ATLANTIC CO.
Form of Government:
Council-Manager Plan E (OMCL 50)
Number of Members on Governing Body – 5

PER CAPITA:
Gross Debt 757.54
Net Debt 104.43
Debt Service 5.62
Total Tax Levy 560.27
Municipal Expenditures 268.74

PER CENT:
Gross Debt 3.06
Net Debt .42
Tax Levy Collected 90.48
Tax Levy Cancelled, Abated or Adjusted .84

| EXPENDITURES | | REVENUES-REALIZED | | 1985 PROPERTY TAX | |
|---|---------------|--|----------------|--|--------------|
| GENERAL GOVERNMENT | | | | STATE EQUALIZED TAX RATE | |
| Governing Body & Public Boards | 33,261.00 | 1985 Property Taxes Collected | 8,958,416.27 | Local District School Taxes .70 | 3,524,311.50 |
| Municipal Clerk | 63,211.00 | 1985 Payments in Lieu of Taxes | | Regional & Consolidated School Tax .64 | 3,213,265.39 |
| Financial Administration | 88,456.00 | Delinquent Tax & Lien Collections | 726,349.55 | School Taxes in Municipal Budget | |
| Assessment of Taxes | 72,763.00 | Business Personalty Replacement Taxes | 114,459.00 | County Taxes .45 * | 2,237,522.39 |
| Collection of Taxes | 65,411.00 | Taxes from Public Utilities | 1,229,460.00 | County Library Taxes .03 | 150,378.21 |
| Planning, Housing & Development | 62,193.00 | Other Miscellaneous Tax Revenues | | Local Municipal Purpose Taxes .11 | 559,823.00 |
| Human Resources | 73,617.54 | State Aid Revenues | 149,478.60 | Veteran & Senior Citizen Taxes | 125,050.00 |
| Elections | 5,292.00 | Federal Aid Revenues | | Total Taxes for Rate Computation 1.93 | 9,810,350.49 |
| General Administration (other) | 393,409.00 | State and Local Fiscal Assistance Act Utilized | 56,041.34 | Special District Taxes | |
| JUDICIARY | | Sale of Acquired Property | | Bank Corp. Taxes | 6,224.53 |
| Municipal Courts | 84,101.00 | Other Miscellaneous Revenues | | Added and Omitted Taxes | 213,446.94 |
| PUBLIC SAFETY | | Total | 1,102,091.99 | Total Taxes Levied - ABSTRACT | 9,904,971.96 |
| Fire Protection | 88,850.00 | Prior Years Surplus Appropriated | 1,632,201.00 | Total Taxes Billed | 9,900,459.03 |
| Police Protection | 1,061,243.00 | REVENUES TOTAL | 13,968,497.75 | 1985 TAXES COLLECTED | 8,958,416.27 |
| Civil Defense & Disaster Control | 1,850.00 | Reserve For Uncollected Taxes | 941,463.00 | 1985 Taxes Cancelled, Abated or Adjusted | 82,700.90 |
| Environmental Inspection & Control | 179,575.00 | | | Transfer to Tax Title Liens or Foreclosed | 46,085.30 |
| Other Public Safety | | CAPITAL OUTLAY TOTAL | 1,808,800.76 | Balance Outstanding Dec. 31, 1985 | 813,256.56 |
| PUBLIC WORKS | | | | PRIOR YEARS TAXES OUTSTANDING | |
| Streets and Drainage | 444,262.00 | Public Enterprises | 9,426.72 | Balance January 1, 1985 | 637,269.63 |
| Sewers and Sewage Processing | | Recreation—Culture | | Collected in 1985 | 614,369.33 |
| Garbage and Trash Disposal | 247,040.00 | Public Works | 1,799,374.04 | Cancelled, Abated or Adjusted 1985 | 2,286.44 |
| Public Buildings and Grounds | 62,640.00 | Buildings and Grounds | | Transfers to Tax Title Liens or Foreclosed | 20,613.86 |
| Other Public Works | 100,000.00 | Library and Education | | Balance December 31, 1985 | |
| HEALTH and WELFARE | | Conservation | | TAX TITLE LIENS OUTSTANDING | |
| Health Services Except Environmental | 1,000.00 | All Other | | Balance January 1, 1985 | 184,327.79 |
| Welfare-Public Assistance | 13,627.00 | | | Transfer From Taxes | 70,499.96 |
| Hospitals, Clinics, First Aid | | CAPITAL DEBT AUTHORIZED, DECEMBER 31, 1985 | | Redeemed in 1985 | 111,980.22 |
| Animal, Insect, & Rodent Control | 17,500.00 | ISSUED AND UNISSUED | | Cancelled, Abated or Adjusted (1985) | |
| Other Welfare Services | | School | 7,003,354 | Transfers to Foreclosed Property | |
| RECREATION and CONSERVATION | | Self-liquidating | 4,514,000 | Balance December 31, 1985 | 142,847.53 |
| Beaches and Boardwalks | | Other | 1,875,278 | PROPERTY ACQUIRED BY DEED OR | |
| Parks, Playgrounds, Shade Trees | 27,000.00 | Total | 13,392,632 | FORECLOSURE | |
| Land Reclamation & Conservation | 1,650.00 | | | Balance January 1, 1985 | 1,405,262.88 |
| Other Recreational Services | 500.00 | ISSUED AND OUTSTANDING | | Transfers From Taxes or Liens | |
| EDUCATION (excluding schools) | | School | 7,003,354.25 | Sale for Cash (1985) | |
| Libraries | 14,000.00 | Self-liquidating | 3,050,000.00 | Cancelled, Abated or Adjusted (1985) | 297,000.00 |
| Other Educational Services | 12,500.00 | Other | 1,805,845.00 | Balance December 31, 1985 | 1,108,262.88 |
| STATUTORY EXPENDITURES | | Total | 11,859,199.25 | CURRENT FINANCES DECEMBER 31, 1985 | |
| Pensions & F. I. C. A. | 285,071.14 | EQUALIZED VALUATION BASIS | | ASSETS | |
| Employee Fringe Benefits | 132,372.34 | FOR NET DEBT COMPUTATION | 438,103,955 | Cash Dec. 31, 1985 | 2,831,822.87 |
| Other Statutory Expenditures | 3,500.00 | REAL PROPERTY VALUATIONS | | Taxes Receivable | 813,256.56 |
| CETA And Other Public Employment Programs | | Code Class # of Parcels % VAL'N | | Tax Title Liens | 142,847.53 |
| MUNICIPAL FUNCTIONS | 3,635,895.02 | 1 Vacant Land 5825 13.50 | 27,518,300.00 | Foreclosed Property | 1,108,262.88 |
| CAPITAL IMPROVEMENTS *MEMO* | 146,058.00 | 2 Residential 5014 70.34 | 143,338,300.00 | Emergencies & Other Deferred Charges | 170,010.00 |
| DEBT SERVICE | | 3 Farm 308 2.25 | 4,573,400.00 | State and Federal Aid Receivable | 11,793.48 |
| Principal Payments | 25,000.00 | 4a Commercial 221 11.00 | 22,413,600.00 | Other Receivables | 288,273.98 |
| Interest Payments | 74,286.40 | 4b Industrial 2 2.91 | 5,929,100.00 | Total | 5,366,267.30 |
| DEFERRED CHARGES | 74,388.52 | 4c Apartments | | LIABILITIES, RESERVES, AND SURPLUS | |
| SCHOOL, COUNTY, SPECIAL DISTRICT TAXES | 9,125,477.49 | Total 11370 | 203,772,700.00 | Cash Liabilities | 1,001,917.65 |
| RESERVE FOR UNCOLLECTED TAXES | 941,463.00 | Land Area 91.75 Sq. Miles | | Reserves for Receivables | 2,326,820.41 |
| EXPENDITURES TOTAL | 13,876,510.43 | Net Valuation Taxable-Municipal | 207,341,958 | Surplus Dec. 31, 1985 | 2,037,529.24 |
| | | Net Valuation Taxable-County | 467,414,664 | Total | 5,366,267.30 |
| | | State Equalized Valuation | 495,655,514 | | |
| | | State Equalization Ratio | 41.41 | | |

0221
Population 1980 26,803
Population 1985 26,593
S & P Rating
Moody Rating A

General Tax Rate Per \$100. 3.19
State Equalized Tax Rate 2.12

GARFIELD CITY - BERGEN COUNTY
Form of Government:
Council-Manager (1923)
Number of Members on Governing Body - 5

PER CAPITA:
Gross Debt 267.29
Net Debt 265.41
Debt Service 19.22
Total Tax Levy 516.98
Municipal Expenditures 343.11
PER CENT:
Gross Debt 1.23
Net Debt 1.22
Tax Levy Collected 97.33
Tax Levy Cancelled, Abated or Adjusted .71

| EXPENDITURES | | REVENUES-REALIZED | | 1985 PROPERTY TAX | |
|---|---------------|--|--------------------|--|---------------|
| GENERAL GOVERNMENT | | | | STATE EQUALIZED TAX RATE | |
| Governing Body & Public Boards | 20,200.00 | 1985 Property Taxes Collected | 13,347,317.93 | Local District School Taxes 1.18 | 7,636,067.00 |
| Municipal Clerk | 64,500.00 | 1985 Payments in Lieu of Taxes | | Regional & Consolidated School Tax | |
| Financial Administration | 74,400.00 | Delinquent Tax & Lien Collections | 244,555.26 | School Taxes in Municipal Budget .01 | 55,250.00 |
| Assessment of Taxes | 331,000.00 | Business Personalty Replacement Taxes | 479,102.84 | County Taxes .36 | 2,324,335.92 |
| Collection of Taxes | 60,250.00 | Taxes from Public Utilities | 1,066,941.00 | County Library Taxes | |
| Planning, Housing & Development | 18,900.00 | Other Miscellaneous Tax Revenues | | Local Municipal Purpose Taxes .56 | 3,649,619.93 |
| Human Resources | 62,514.00 | State Aid Revenues | 581,588.48 | Veteran & Senior Citizen Taxes | 418,200.00 |
| Elections | 8,000.00 | Federal Aid Revenues | | Total Taxes for Rate Computation 2.11 | 14,083,472.85 |
| General Administration (other) | 484,100.00 | State and Local Fiscal Assistance Act Utilized | 234,562.81 | Special District Taxes | |
| JUDICIARY | | Sale of Acquired Property | | Bank Corp. Taxes | 49,397.03 |
| Municipal Courts | 101,100.00 | Other Miscellaneous Revenues | 2,579,798.78 | Added and Omitted Taxes | 33,436.37 |
| PUBLIC SAFETY | | Total | 18,533,867.10 | Total Taxes Levied - ABSTRACT | 13,748,106.25 |
| Fire Protection | 175,000.00 | Prior Years Surplus Appropriated | 500,000.00 | Total Taxes Billed | 13,714,000.92 |
| Police Protection | 1,700,791.15 | REVENUES TOTAL | 19,033,867.10 | 1985 TAXES COLLECTED | 13,347,317.93 |
| Civil Defense & Disaster Control | | Reserve For Uncollected Taxes | 600,683.84 | 1985 Taxes Cancelled, Abated or Adjusted | 98,019.13 |
| Environmental Inspection & Control | 53,885.00 | CAPITAL OUTLAY TOTAL | 1,141,995.70 | Transfer to Tax Title Liens or Foreclosed | 22,311.90 |
| Other Public Safety | | Public Enterprises | 32,825.65 | Balance Outstanding Dec. 31, 1985 | 246,351.96 |
| PUBLIC WORKS | | Recreation—Culture | 465,166.76 | PRIOR YEARS TAXES OUTSTANDING | |
| Streets and Drainage | 561,200.00 | Public Works | 550,538.09 | Balance January 1, 1985 | 320,465.78 |
| Sewers and Sewage Processing | 2,533,000.00 | Buildings and Grounds | 93,465.20 | Collected in 1985 | 215,920.06 |
| Garbage and Trash Disposal | 626,180.00 | Library and Education | | Cancelled, Abated or Adjusted 1985 | |
| Public Buildings and Grounds | 100,700.00 | Conservation | | Transfers to Tax Title Liens or Foreclosed | 6,727.50 |
| Other Public Works | | All Other | | Balance December 31, 1985 | 97,818.22 |
| HEALTH and WELFARE | | CAPITAL DEBT AUTHORIZED, DECEMBER 31, 1985 | | TAX TITLE LIENS OUTSTANDING | |
| Health Services Except Environmental | 93,958.00 | ISSUED AND UNISSUED | | Balance January 1, 1985 | 75,851.50 |
| Welfare-Public Assistance | 60,600.00 | School | 50,000 | Transfer From Taxes | 29,925.99 |
| Hospitals, Clinics, First Aid | | Self-liquidating | 553,289 | Redeemed in 1985 | 28,635.20 |
| Animal, Insect, & Rodent Control | | Other | 6,504,712 | Cancelled, Abated or Adjusted (1985) | |
| Other Welfare Services | 21,500.00 | Total | 7,108,002 | Transfers to Foreclosed Property | |
| RECREATION and CONSERVATION | | ISSUED AND OUTSTANDING | | Balance December 31, 1985 | 77,142.29 |
| Beaches and Boardwalks | | School | 50,000.00 | PROPERTY ACQUIRED BY DEED OR | |
| Parks, Playgrounds, Shade Trees | 129,637.00 | Self-Liquidating | 553,289.66 | FORECLOSURE | |
| Land Reclamation & Conservation | | Other | 3,835,600.00 | Balance January 1, 1985 | 124,270.00 |
| Other Recreational Services | 5,500.00 | Total | 4,438,889.66 | Transfers From Taxes or Liens | |
| EDUCATION (excluding schools) | | EQUALIZED VALUATION BASIS | | Sale for Cash (1985) | |
| Libraries | 221,000.00 | FOR NET DEBT COMPUTATION | 576,457,067 | Cancelled, Abated or Adjusted (1985) | |
| Other Educational Services | | REAL PROPERTY VALUATIONS | | Balance December 31, 1985 | 124,270.00 |
| STATUTORY EXPENDITURES | | Code Class # of Parcels % VAL'N | ASSESSED VALUATION | CURRENT FINANCES DECEMBER 31, 1985 | |
| Pensions & F. I. C. A. | 481,131.64 | 1 Vacant Land 304 1.34 | 5,729,200.00 | ASSETS | |
| Employee Fringe Benefits | 5,700.00 | 2 Residential 5291 69.71 | 297,664,000.00 | Cash Dec. 31, 1985 | 2,290,795.47 |
| Other Statutory Expenditures | 15,000.00 | 3 Farm | | Taxes Receivable | 344,170.18 |
| CETA And Other Public Employment Programs | | 4a Commercial 462 11.75 | 50,157,500.00 | Tax Title Liens | 77,142.29 |
| MUNICIPAL FUNCTIONS TOTAL | 8,009,746.79 | 4b Industrial 91 13.02 | 55,601,000.00 | Foreclosed Property | 124,270.00 |
| CAPITAL IMPROVEMENTS *MEMO* | 100,000.00 | 4c Apartments 112 4.18 | 17,861,000.00 | Emergencies & Other Deferred Charges | 279,570.66 |
| DEBT SERVICE | | Total 6260 | 427,012,700.00 | State and Federal Aid Receivable | 12,008.61 |
| Principal Payments | 303,000.00 | Land Area 2.10 Sq. Miles | | Other Receivables | 47,525.93 |
| Interest Payments | 208,004.17 | Net Valuation Taxable-Municipal | 428,857,823 | Total | 3,175,483.14 |
| TYPE I SCHL DEBT *MEMO | 55,250.00 | Net Valuation Taxable-County | 592,730,245 | LIABILITIES, RESERVES, AND SURPLUS | |
| DEFERRED CHARGES | 2,862.34 | State Equalized Valuation | 645,324,916 | Cash Liabilities | 796,812.48 |
| SCHOOL, COUNTY, SPECIAL DISTRICT TAXES | 10,015,652.92 | State Equalization Ratio | 66.36 | Reserves for Receivables | 578,809.40 |
| RESERVE FOR UNCOLLECTED TAXES | 600,683.84 | | | Surplus Dec. 31, 1985 | 1,799,861.26 |
| EXPENDITURES TOTAL | 19,139,950.06 | | | Total | 3,175,483.14 |

1985/3000

* ABOVE DEBT SERVICE INCLUDES TYPE I SCHOOL DEBT

2006
Population 1980 4,752
Population 1985 4,678
S & P Rating
Moody Rating A

General Tax Rate Per \$100. 2.23
State Equalized Tax Rate 2.40

GARWOOD BOROUGH - UNION COUNTY
Form of Government:
Borough Council
Number of Members on Governing Body - 6

PER CAPITA:
Gross Debt 391.74
Net Debt 238.34
Debt Service 38.92
Total Tax Levy 848.00
Municipal Expenditures 458.93
PER CENT:
Gross Debt 1.26
Net Debt .76
Tax Levy Collected 97.79
Tax Levy Cancelled, Abated or Adjusted .11

| EXPENDITURES | | REVENUES-REALIZED | | 1985 PROPERTY TAX | |
|---|--------------|--|--------------|--|-------------------|
| GENERAL GOVERNMENT | | | | STATE EQUALIZED TAX RATE | |
| Governing Body & Public Boards | | 1985 Property Taxes Collected | 3,875,209.89 | Local District School Taxes | .67 1,092,775.50 |
| Municipal Clerk | | 1985 Payments in Lieu of Taxes | | Regional & Consolidated School Tax | .57 930,929.70 |
| Financial Administration | 14,260.00 | Delinquent Tax & Lien Collections | 42,836.97 | School Taxes in Municipal Budget | |
| Assessment of Taxes | 11,155.00 | Business Personalty Replacement Taxes | 232,744.12 | County Taxes | .50 820,898.70 |
| Collection of Taxes | 20,733.00 | Taxes from Public Utilities | 305,656.00 | County Library Taxes | |
| Planning, Housing & Development | 6,000.00 | Other Miscellaneous Tax Revenues | 1,834.67 | Local Municipal Purpose Taxes | .67 1,096,675.10 |
| Human Resources | 475.00 | State Aid Revenues | 54,181.63 | Veteran & Senior Citizen Taxes | |
| Elections | 1,500.00 | Federal Aid Revenues | | Total Taxes for Rate Computation | 2.41 4,020,129.00 |
| General Administration (other) | 186,387.46 | State and Local Fiscal Assistance Act Utilized | 38,707.44 | Special District Taxes | |
| JUDICIARY | | Sale of Acquired Property | | Bank Corp. Taxes | 4,210.75 |
| Municipal Courts | 29,494.54 | Other Miscellaneous Revenues | 257,832.02 | Added and Omitted Taxes | 21,469.70 |
| PUBLIC SAFETY | | Total | 4,809,002.74 | Total Taxes Levied - ABSTRACT | 3,966,959.45 |
| Fire Protection | 68,610.00 | Prior Years Surplus Appropriated | 300,000.00 | Total Taxes Billed | 3,962,748.70 |
| Police Protection | 573,132.00 | REVENUES TOTAL | 5,109,002.74 | 1985 TAXES COLLECTED | 3,875,209.89 |
| Civil Defense & Disaster Control | 1,500.00 | Reserve For Uncollected Taxes | 153,000.00 | 1985 Taxes Cancelled, Abated or Adjusted | 4,467.17 |
| Environmental Inspection & Control | 23,520.00 | CAPITAL OUTLAY TOTAL | 154,827.58 | Transfer to Tax Title Liens or Foreclosed | 3,985.01 |
| Other Public Safety | | | | Balance Outstanding Dec. 31, 1985 | 79,086.63 |
| PUBLIC WORKS | | | | PRIOR YEARS TAXES OUTSTANDING | |
| Streets and Drainage | 300,459.00 | Public Enterprises | | Balance January 1, 1985 | 39,310.65 |
| Sewers and Sewage Processing | 163,759.00 | Recreation—Culture | | Collected in 1985 | 39,309.53 |
| Garbage and Trash Disposal | 40,051.00 | Public Works | 123,149.43 | Cancelled, Abated or Adjusted 1985 | 1.12 |
| Public Buildings and Grounds | 40,000.00 | Buildings and Grounds | 31,678.15 | Transfers to Tax Title Liens or Foreclosed | |
| Other Public Works | | Library and Education | | Balance December 31, 1985 | |
| HEALTH and WELFARE | | Conservation | | TAX TITLE LIENS OUTSTANDING | |
| Health Services Except Environmental | 29,069.00 | All Other | | Balance January 1, 1985 | 22,176.73 |
| Welfare-Public Assistance | 3,625.00 | | | Transfer From Taxes | 3,985.01 |
| Hospitals, Clinics, First Aid | | | | Redeemed in 1985 | 3,527.44 |
| Animal, Insect, & Rodent Control | 1,300.00 | | | Cancelled, Abated or Adjusted (1985) | |
| Other Welfare Services | | | | Transfers to Foreclosed Property | |
| RECREATION and CONSERVATION | | | | Balance December 31, 1985 | 22,634.30 |
| Beaches and Boardwalks | | | | PROPERTY ACQUIRED BY DEED OR | |
| Parks, Playgrounds, Shade Trees | 6,000.00 | | | FORECLOSURE | |
| Land Reclamation & Conservation | | | | Balance January 1, 1985 | 15,904.00 |
| Other Recreational Services | 22,300.00 | | | Transfers From Taxes or Liens | |
| EDUCATION (excluding schools) | | | | Sale for Cash (1985) | |
| Libraries | 26,150.00 | | | Cancelled, Abated or Adjusted (1985) | |
| Other Educational Services | | | | Balance December 31, 1985 | 15,904.00 |
| STATUTORY EXPENDITURES | | | | CURRENT FINANCES DECEMBER 31, 1985 | |
| Pensions & F. I. C. A. | 156,496.00 | | | ASSETS | |
| Employee Fringe Benefits | 70,800.00 | | | Cash Dec. 31, 1985 | 844,026.35 |
| Other Statutory Expenditures | | | | Taxes Receivable | 79,086.63 |
| CETA And Other Public Employment Programs | | | | Tax Title Liens | 22,634.30 |
| MUNICIPAL FUNCTIONS TOTAL | 1,796,776.00 | | | Foreclosed Property | 15,904.00 |
| CAPITAL IMPROVEMENTS *MEMO* | 25,000.00 | | | Emergencies & Other Deferred Charges | 60,000.00 |
| DEBT SERVICE | | | | State and Federal Aid Receivable | 915.74 |
| Principal Payments | 81,995.44 | | | Other Receivables | 31,748.70 |
| Interest Payments | 100,094.30 | | | Total | 1,054,315.72 |
| | | | | LIABILITIES, RESERVES, AND SURPLUS | |
| DEFERRED CHARGES | 15,000.00 | | | Cash Liabilities | 530,261.80 |
| SCHOOL, COUNTY, SPECIAL DISTRICT TAXES | 2,844,603.90 | | | Reserves for Receivables | 149,373.63 |
| RESERVE FOR UNCOLLECTED TAXES | 153,000.00 | | | Surplus Dec. 31, 1985 | 374,680.29 |
| EXPENDITURES TOTAL | 4,991,469.64 | | | Total | 1,054,315.72 |

0413

Population 1980 **2,510**
 Population 1985 **2,620**
 S & P Rating
 Moody Rating

General Tax Rate Per \$100.

State Equalized Tax Rate

4.72

2.72

GIBBSBORO BOROUGH – CAMDEN COUNTY**Form of Government:****Borough Council****Number of Members on Governing Body – 6**

PER CAPITA:

Gross Debt **245.07**
 Net Debt **27.39**
 Debt Service **9.77**
 Total Tax Levy **658.77**
 Municipal Expenditures **290.38**

PER CENT:

Gross Debt **1.22**
 Net Debt **.14**
 Tax Levy Collected **96.77**
 Tax Levy Cancelled, Abated or Adjusted **.24**

| EXPENDITURES | | REVENUES-REALIZED | | 1985 PROPERTY TAX | |
|--|---------------------|--|----------------------|---|--------------------------|
| GENERAL GOVERNMENT | | | | STATE EQUALIZED TAX RATE | |
| Governing Body & Public Boards | | 1985 Property Taxes Collected | 1,666,719.95 | Local District School Taxes | .74 444,268.75 |
| Municipal Clerk | | 1985 Payments in Lieu of Taxes | | Regional & Consolidated School Tax | .49 293,262.40 |
| Financial Administration | 24,415.00 | Delinquent Tax & Lien Collections | 52,166.16 | School Taxes in Municipal Budget | |
| Assessment of Taxes | 61,745.00 | Business Personalty Replacement Taxes | 58,586.48 | County Taxes | 1.15 694,398.12 |
| Collection of Taxes | 13,555.38 | Taxes from Public Utilities | 198,384.84 | County Library Taxes | .03 16,365.52 |
| Planning, Housing & Development | 21,312.20 | Other Miscellaneous Tax Revenues | | Local Municipal Purpose Taxes | .32 193,200.00 |
| Human Resources | | State Aid Revenues | 31,177.79 | Veteran & Senior Citizen Taxes | 29,050.00 |
| Elections | 3,185.00 | Federal Aid Revenues | | Total Taxes for Rate Computation | 2.73 1,670,544.79 |
| General Administration (other) | 110,288.65 | State and Local Fiscal Assistance Act Utilized | 9,985.00 | Special District Taxes | |
| JUDICIARY | | Sale of Acquired Property | | Bank Corp. Taxes | 5,048.45 |
| Municipal Courts | 16,000.00 | Other Miscellaneous Revenues | 122,631.15 | Added and Omitted Taxes | 79,441.56 |
| PUBLIC SAFETY | | Total | 2,139,651.37 | Total Taxes Levied - ABSTRACT | 1,725,984.80 |
| Fire Protection | 33,310.54 | Prior Years Surplus Appropriated | 270,800.00 | Total Taxes Billed | 1,722,322.94 |
| Police Protection | 80,925.00 | REVENUES TOTAL | 2,410,451.37 | 1985 TAXES COLLECTED | 1,666,719.95 |
| Civil Defense & Disaster Control | 2,375.00 | Reserve For Uncollected Taxes | 80,094.46 | 1985 Taxes Cancelled, Abated or Adjusted | 4,059.32 |
| Environmental Inspection & Control | 16,200.00 | CAPITAL OUTLAY TOTAL | 18,777.85 | Transfer to Tax Title Liens or Foreclosed Balance Outstanding Dec. 31, 1985 | 51,543.67 |
| Other Public Safety | | | | PRIOR YEARS TAXES OUTSTANDING | |
| PUBLIC WORKS | | | | Balance January 1, 1985 | 54,847.06 |
| Streets and Drainage | 64,423.62 | Public Enterprises | | Collected in 1985 | 47,898.19 |
| Sewers and Sewage Processing | 1,000.00 | Recreation—Culture | | Cancelled, Abated or Adjusted 1985 | .04 |
| Garbage and Trash Disposal | 93,903.00 | Public Works | 14,791.55 | Transfers to Tax Title Liens or Foreclosed Balance December 31, 1985 | 6,948.83 |
| Public Buildings and Grounds | 44,978.00 | Buildings and Grounds | 3,986.30 | TAX TITLE LIENS OUTSTANDING | |
| Other Public Works | | Library and Education | | Balance January 1, 1985 | 4,457.09 |
| HEALTH and WELFARE | | Conservation | | Transfer From Taxes | |
| Health Services Except Environmental | 1,106.00 | All Other | | Redeemed in 1985 | 4,267.97 |
| Welfare-Public Assistance | 4,006.00 | CAPITAL DEBT AUTHORIZED, DECEMBER 31, 1985 | | Cancelled, Abated or Adjusted (1985) | |
| Hospitals, Clinics, First Aid | | ISSUED AND UNISSUED GROSS DEBT | | Transfers to Foreclosed Property | |
| Animal, Insect, & Rodent Control | 2,090.00 | School | 570,340 | Balance December 31, 1985 | 189.12 |
| Other Welfare Services | | Self-liquidating | | PROPERTY ACQUIRED BY DEED OR FORECLOSURE | |
| RECREATION and CONSERVATION | | Other | 71,750 | Balance January 1, 1985 | 32,306.00 |
| Beaches and Boardwalks | | Total | 642,090 | Transfers From Taxes or Liens | |
| Parks, Playgrounds, Shade Trees | 500.00 | ISSUED AND OUTSTANDING | | Sale for Cash (1985) | |
| Land Reclamation & Conservation | 16,308.00 | School | 550,988.35 | Cancelled, Abated or Adjusted (1985) | |
| Other Recreational Services | | Self-Liquidating | | Balance December 31, 1985 | 32,306.00 |
| EDUCATION (excluding schools) | | Other | 71,750.00 | CURRENT FINANCES DECEMBER 31, 1985 | |
| Libraries | 10,930.30 | Total | 622,738.35 | ASSETS | |
| Other Educational Services | | EQUALIZED VALUATION BASIS | | Cash Dec. 31, 1985 | 879,648.89 |
| STATUTORY EXPENDITURES | | FOR NET DEBT COMPUTATION | 52,722,712 | Taxes Receivable | 58,492.50 |
| Pensions & F. I. C. A. | 22,450.04 | REAL PROPERTY VALUATIONS | | Tax Title Liens | 189.12 |
| Employee Fringe Benefits | | Code Class # of Parcels % VAL'N | | Foreclosed Property | 32,306.00 |
| Other Statutory Expenditures | 2,000.00 | 1 Vacant Land 177 9.08 | 3,095,000.00 | Emergencies & Other Deferred Charges | 71,788.79 |
| CETA And Other Public Employment Programs | | 2 Residential 706 70.02 | 23,861,100.00 | State and Federal Aid Receivable | |
| MUNICIPAL FUNCTIONS | | 3 Farm 4 .16 | 55,400.00 | Other Receivables | 7,511.70 |
| CAPITAL IMPROVEMENTS | *MEMO* | 4a Commercial 31 6.17 | 2,102,000.00 | Total | 1,049,937.00 |
| DEBT SERVICE | | 4b Industrial 12 14.40 | 4,908,400.00 | LIABILITIES, RESERVES, AND SURPLUS | |
| Principal Payments | 23,250.00 | 4c Apartments 1 .16 | 55,600.00 | Cash Liabilities | 448,247.38 |
| Interest Payments | 2,358.28 | Total 931 | 34,077,500.00 | Reserves for Receivables | 98,499.32 |
| DEFERRED CHARGES | | Land Area 2.16 Sq. Miles | | Surplus Dec. 31, 1985 | 503,190.30 |
| SCHOOL, COUNTY, SPECIAL DISTRICT TAXES | 1,448,294.79 | Net Valuation Taxable-Municipal | 34,806,809 | Total | 1,049,937.00 |
| RESERVE FOR UNCOLLECTED TAXES | 80,094.46 | Net Valuation Taxable-County | 60,140,408 | | |
| EXPENDITURES | 2,209,094.39 | State Equalized Valuation | 59,799,338 | | |
| | | State Equalization Ratio | 57.69 | | |

0806

Population 1980 **14,574**
 Population 1985 **14,314**
 S & P Rating
 Moody Rating **A**

General Tax Rate Per \$100.

3.70
 State Equalized Tax Rate
3.04

GLASSBORO BOROUGH - GLOUCESTER CO.**Form of Government:****Borough Council****Number of Members on Governing Body - 6**

PER CAPITA:

Gross Debt **221.90**
 Net Debt **105.79**
 Debt Service **21.36**
 Total Tax Levy **475.15**
 Municipal Expenditures **325.61**

PER CENT:

Gross Debt **1.56**
 Net Debt **.74**
 Tax Levy Collected **94.95**
 Tax Levy Cancelled, Abated
 or Adjusted **.44**

| EXPENDITURES | | REVENUES-REALIZED | | 1985 PROPERTY TAX | |
|---|---------------------|---|---------------------------|--|---------------------|
| GENERAL GOVERNMENT | | | | STATE EQUALIZED TAX RATE | |
| Governing Body & Public Boards | 14,000.00 | 1985 Property Taxes Collected | 6,443,248.14 | Local District School Taxes 1.56 | 3,486,874.63 |
| Municipal Clerk | 58,900.00 | 1985 Payments in Lieu of Taxes | | Regional & Consolidated School Tax | |
| Financial Administration | 27,500.00 | Delinquent Tax & Lien Collections | 339,419.95 | School Taxes in Municipal Budget | |
| Assessment of Taxes | 50,000.00 | Business Personalty Replacement Taxes | 245,854.92 | County Taxes | .66 |
| Collection of Taxes | 54,000.00 | Taxes from Public Utilities | 1,111,722.00 | County Library Taxes | .02 |
| Planning, Housing & Development | 18,150.00 | Other Miscellaneous Tax Revenues | | Local Municipal Purpose Taxes | .79 |
| Human Resources | 12,000.00 | State Aid Revenues | 578,072.70 | Veteran & Senior Citizen Taxes | 101,900.00 |
| Elections | 5,500.00 | Federal Aid Revenues | | Total Taxes for Rate Computation | 3.03 |
| General Administration (other) | 474,769.75 | State and Local Fiscal Assistance Act Utilized | 164,325.58 | Special District Taxes | |
| JUDICIARY* | | Sale of Acquired Property | 318,009.98 | Bank Corp. Taxes | 15,516.86 |
| Municipal Courts | 51,700.00 | Other Miscellaneous Revenues | 9,200,653.27 | Added and Omitted Taxes | 30,899.64 |
| PUBLIC SAFETY | | Total | 9,200,653.27 | Total Taxes Levied - ABSTRACT | 6,801,325.79 |
| Fire Protection | 98,600.00 | Prior Years Surplus Appropriated | 279,662.82 | Total Taxes Billed | 6,785,808.93 |
| Police Protection | 1,064,346.56 | REVENUES | 9,480,316.09 | 1985 TAXES COLLECTED | 6,443,248.14 |
| Civil Defense & Disaster Control | 4,500.00 | Reserve For Uncollected Taxes | 405,360.00 | 1985 Taxes Cancelled, Abated or Adjusted | 29,870.97 |
| Environmental Inspection & Control | 55,150.00 | | | Transfer to Tax Title Liens or Foreclosed | 12,100.60 |
| Other Public Safety | | CAPITAL OUTLAY | 195,222.68 | Balance Outstanding Dec. 31, 1985 | 300,589.22 |
| PUBLIC WORKS | | Total | 144,288.00 | PRIOR YEARS TAXES OUTSTANDING | |
| Streets and Drainage | 689,735.00 | Public Enterprises | | Balance January 1, 1985 | 342,441.94 |
| Sewers and Sewage Processing | | Recreation—Culture | | Collected in 1985 | 306,372.39 |
| Garbage and Trash Disposal | 344,015.00 | Public Works | 24,299.68 | Cancelled, Abated or Adjusted 1985 | |
| Public Buildings and Grounds | 35,000.00 | Buildings and Grounds | 26,635.00 | Transfers to Tax Title Liens or Foreclosed | 6,444.78 |
| Other Public Works | 80,000.00 | Library and Education | | Balance December 31, 1985 | 29,624.77 |
| HEALTH and WELFARE | | Conservation | | TAX TITLE LIENS OUTSTANDING | |
| Health Services Except Environmental | 48,700.00 | All Other | | Balance January 1, 1985 | 38,585.48 |
| Welfare-Public Assistance | 7,000.00 | | | Transfer From Taxes | 20,647.62 |
| Hospitals, Clinics, First Aid | | CAPITAL DEBT AUTHORIZED, DECEMBER 31, 1985 | | Redeemed in 1985 | 33,047.56 |
| Animal, Insect, & Rodent Control | 5,000.00 | ISSUED AND UNISSUED | | Cancelled, Abated or Adjusted (1985) | |
| Other Welfare Services | | School | 664,000 | Transfers to Foreclosed Property | |
| RECREATION and CONSERVATION | | Self-Liquidating | 998,000 | Balance December 31, 1985 | 26,185.54 |
| Beaches and Boardwalks | | Other | 1,514,300 | PROPERTY ACQUIRED BY DEED OR | |
| Parks, Playgrounds, Shade Trees | 156,305.00 | Total | 3,176,300 | FORECLOSURE | |
| Land Reclamation & Conservation | 7,029.66 | ISSUED AND OUTSTANDING | | Balance January 1, 1985 | 965,579.84 |
| Other Recreational Services | 44,500.00 | School | 664,000.00 | Transfers From Taxes or Liens | |
| EDUCATION (excluding schools) | | Self-Liquidating | 770,000.00 | Sale for Cash (1985) | |
| Libraries | 58,000.00 | Other | 1,148,000.00 | Cancelled, Abated or Adjusted (1985) | |
| Other Educational Services | | Total | 2,582,000.00 | Balance December 31, 1985 | 965,579.84 |
| STATUTORY EXPENDITURES | | EQUALIZED VALUATION BASIS | | CURRENT FINANCES DECEMBER 31, 1985 | |
| Pensions & F. I. C. A. | 302,000.00 | FOR NET DEBT COMPUTATION | 204,234,587 | ASSETS | |
| Employee Fringe Benefits | 171,500.00 | REAL PROPERTY VALUATIONS | | Cash Dec. 31, 1985 | 1,228,166.44 |
| Other Statutory Expenditures | | Code Class # of Parcels % VAL'N | ASSESSED VALUATION | Taxes Receivable | 330,213.99 |
| CETA And Other Public Employment Programs | | 1 Vacant Land 699 2.92 | 5,100,600.00 | Tax Title Liens | 26,185.54 |
| MUNICIPAL FUNCTIONS | 3,937,900.97 | 2 Residential 2767 60.36 | 105,426,100.00 | Foreclosed Property | 965,579.84 |
| CAPITAL IMPROVEMENTS | *MEMO* | 3 Farm 112 2.24 | 3,911,300.00 | Emergencies & Other Deferred Charges | 143,770.53 |
| DEBT SERVICE | | 4a Commercial 240 20.08 | 35,071,600.00 | State and Federal Aid Receivable | |
| Principal Payments | 205,000.00 | 4b Industrial 16 5.49 | 9,592,000.00 | Other Receivables | 25,428.27 |
| Interest Payments | 100,746.85 | 4c Apartments 30 8.90 | 15,548,000.00 | Total | 2,719,344.61 |
| | | Total 3864 | 174,649,600.00 | LIABILITIES, RESERVES, AND SURPLUS | |
| DEFERRED CHARGES | 11,790.51 | Land Area 9.37 Sq. Miles | | Cash Liabilities | 775,242.97 |
| SCHOOL, COUNTY, SPECIAL DISTRICT TAXES | 4,998,909.29 | Net Valuation Taxable-Municipal | 182,975,345 | Reserves for Receivables | 1,326,492.02 |
| RESERVE FOR UNCOLLECTED TAXES | 405,360.00 | Net Valuation Taxable-County | 220,725,613 | Surplus Dec. 31, 1985 | 617,609.62 |
| EXPENDITURES | 9,659,707.62 | State Equalized Valuation | 221,262,528 | Total | 2,719,344.61 |
| | | State Equalization Ratio | 82.03 | | |

1012
Population 1980 **834**
Population 1985 **1,005**
S & P Rating
Moody Rating

General Tax Rate Per \$100.

State Equalized Tax Rate **2.73**

State Equalized Tax Rate **2.42**

GLEN GARDNER BORO. - HUNTERDON CO.

Form of Government:

Borough Council

Number of Members on Governing Body - 6

PER CAPITA:

Gross Debt **956.97**

Net Debt

Debt Service **40.66**

Total Tax Levy **606.29**

Municipal Expenditures **357.61**

PER CENT:

Gross Debt **5.13**

Net Debt

Tax Levy Collected **86.57**

Tax Levy Cancelled, Abated or Adjusted **2.20**

| EXPENDITURES | | REVENUES-REALIZED | | 1985 PROPERTY TAX | |
|---|-------------------|--|----------------------|--|-------------------|
| GENERAL GOVERNMENT | | | | STATE EQUALIZED TAX RATE | |
| Governing Body & Public Boards | | 1985 Property Taxes Collected | 523,480.11 | Local District School Taxes | .88 |
| Municipal Clerk | | 1985 Payments in Lieu of Taxes | 9,016.01 | Regional & Consolidated School Tax | .58 |
| Financial Administration | 8,502.00 | Delinquent Tax & Lien Collections | 61,311.86 | School Taxes in Municipal Budget | |
| Assessment of Taxes | 13,000.00 | Business Personalty Replacement Taxes | 6,239.92 | County Taxes | .42 |
| Collection of Taxes | 6,250.00 | Taxes from Public Utilities | 37,230.00 | County Library Taxes | .03 |
| Planning, Housing & Development | 2,802.00 | Other Miscellaneous Tax Revenues | | Local Municipal Purpose Taxes | .51 |
| Human Resources | | State Aid Revenues | 19,651.84 | Veteran & Senior Citizen Taxes | |
| Elections | | Federal Aid Revenues | | Total Taxes for Rate Computation | 2.42 |
| General Administration (other) | 43,772.00 | State and Local Fiscal Assistance Act Utilized | 5,954.00 | Special District Taxes | |
| JUDICIARY | | Sale of Acquired Property | | Bank Corp. Taxes | 5,009.88 |
| Municipal Courts | 10,100.00 | Other Miscellaneous Revenues | 58,350.88 | Added and Omitted Taxes | 72,192.18 |
| PUBLIC SAFETY | | Total | 721,234.62 | Total Taxes Levied - ABSTRACT | 609,325.33 |
| Fire Protection | 9,044.13 | Prior Years Surplus Appropriated | 79,583.00 | Total Taxes Billed | 604,687.83 |
| Police Protection | 2,000.00 | REVENUES TOTAL | 800,817.62 | 1985 TAXES COLLECTED | 523,480.11 |
| Civil Defense & Disaster Control | 100.00 | Reserve For Uncollected Taxes | 83,906.12 | 1985 Taxes Cancelled, Abated or Adjusted | 13,304.69 |
| Environmental Inspection & Control | 12,502.00 | CAPITAL OUTLAY TOTAL | 321,588.75 | Transfer to Tax Title Liens or Foreclosed | 2,922.50 |
| Other Public Safety | | Public Enterprises | 318,437.75 | Balance Outstanding Dec. 31, 1985 | 64,980.53 |
| PUBLIC WORKS | | Recreation—Culture | | PRIOR YEARS TAXES OUTSTANDING | |
| Streets and Drainage | 51,826.00 | Public Works | 151.00 | Balance January 1, 1985 | 48,784.85 |
| Sewers and Sewage Processing | 57,400.00 | Buildings and Grounds | 3,000.00 | Collected in 1985 | 47,783.91 |
| Garbage and Trash Disposal | | Library and Education | | Cancelled, Abated or Adjusted 1985 | 445.39 |
| Public Buildings and Grounds | 7,900.00 | Conservation | | Transfers to Tax Title Liens or Foreclosed | |
| Other Public Works | | All Other | | Balance December 31, 1985 | 555.55 |
| HEALTH and WELFARE | | CAPITAL DEBT AUTHORIZED, DECEMBER 31, 1985 | | TAX TITLE LIENS OUTSTANDING | |
| Health Services Except Environmental | 1,600.00 | ISSUED AND UNISSUED GROSS DEBT | | Balance January 1, 1985 | 27,830.10 |
| Welfare-Public Assistance | 1,215.00 | School | 64,753 | Transfer From Taxes | 2,922.50 |
| Hospitals, Clinics, First Aid | | Self-liquidating | 897,000 | Redeemed in 1985 | 13,527.95 |
| Animal, Insect, & Rodent Control | | Other | | Cancelled, Abated or Adjusted (1985) | |
| Other Welfare Services | | Total | 961,753 | Transfers to Foreclosed Property | |
| RECREATION and CONSERVATION | | ISSUED AND OUTSTANDING | | Balance December 31, 1985 | 17,224.65 |
| Beaches and Boardwalks | 200.00 | School | 6,076.62 | PROPERTY ACQUIRED BY DEED OR | |
| Parks, Playgrounds, Shade Trees | 100.00 | Self-Liquidating | 508,000.00 | FORECLOSURE | |
| Land Reclamation & Conservation | | Other | | Balance January 1, 1985 | 25,150.00 |
| Other Recreational Services | | Total | 514,076.62 | Transfers From Taxes or Liens | |
| EDUCATION (excluding schools) | | EQUALIZED VALUATION BASIS | | Sale for Cash (1985) | |
| Libraries | | FOR NET DEBT COMPUTATION | 18,761,328 | Cancelled, Abated or Adjusted (1985) | |
| Other Educational Services | | REAL PROPERTY VALUATIONS | | Balance December 31, 1985 | 25,150.00 |
| STATUTORY EXPENDITURES | | Code Class # of Parcels % VAL'N | | CURRENT FINANCES DECEMBER 31, 1985 | |
| Pensions & F. I. C. A. | 4,208.00 | 1 Vacant Land 119 8.62 | 1,663,000.00 | ASSETS | |
| Employee Fringe Benefits | | 2 Residential 256 74.97 | 14,463,950.00 | Cash Dec. 31, 1985 | 371,508.87 |
| Other Statutory Expenditures | 500.00 | 3 Farm 31 4.54 | 876,788.00 | Taxes Receivable | 65,536.08 |
| CETA And Other Public Employment Programs | | 4a Commercial 17 8.34 | 1,609,100.00 | Tax Title Liens | 17,224.65 |
| MUNICIPAL FUNCTIONS | | 4b Industrial 1 1.96 | 378,750.00 | Foreclosed Property | 25,150.00 |
| CAPITAL IMPROVEMENTS | 5,000.00 | 4c Apartments 3 1.56 | 300,350.00 | Emergencies & Other Deferred Charges | 17,400.00 |
| DEBT SERVICE | | Total 427 | 19,291,938.00 | State and Federal Aid Receivable | |
| Principal Payments | 38,686.25 | Land Area 1.46 Sq. Miles | | Other Receivables | 9,946.48 |
| Interest Payments | 2,181.16 | Net Valuation Taxable-Municipal | 19,505,301 | Total | 506,766.08 |
| DEFERRED CHARGES | 1,602.24 | Net Valuation Taxable-County | 19,835,704 | LIABILITIES, RESERVES, AND SURPLUS | |
| SCHOOL, COUNTY, SPECIAL DISTRICT TAXES | 418,946.70 | State Equalized Valuation | 21,978,060 | Cash Liabilities | 224,562.22 |
| RESERVE FOR UNCOLLECTED TAXES | 83,906.12 | State Equalization Ratio | 88.64 | Reserves for Receivables | 117,857.21 |
| EXPENDITURES TOTAL | 778,343.60 | | | Surplus Dec. 31, 1985 | 164,346.65 |

0708
 Population 1980 **7,855**
 Population 1985 **7,904**
 S & P Rating
 Moody Rating

General Tax Rate Per \$100. **4.21**
 State Equalized Tax Rate **3.35**

GLEN RIDGE BORO. - TWP. - ESSEX COUNTY
Form of Government:
Borough Council
Number of Members on Governing Body - 6

PER CAPITA:
 Gross Debt **110.32**
 Net Debt
 Debt Service
 Total Tax Levy **1,268.19**
 Municipal Expenditures **454.33**
 PER CENT:
 Gross Debt **.33**
 Net Debt
 Tax Levy Collected **98.94**
 Tax Levy Cancelled, Abated or Adjusted **.06**

| EXPENDITURES | | REVENUES-REALIZED | | 1985 PROPERTY TAX | |
|---|----------------------|--|-----------------------|--|----------------------|
| GENERAL GOVERNMENT | | | | STATE EQUALIZED TAX RATE 1.59 | |
| Governing Body & Public Boards | | 1985 Property Taxes Collected | 9,921,105.52 | Local District School Taxes | 4,738,495.25 |
| Municipal Clerk | | 1985 Payments in Lieu of Taxes | | Regional & Consolidated School Tax | |
| Financial Administration | 49,579.00 | Delinquent Tax & Lien Collections | 97,284.92 | School Taxes in Municipal Budget | |
| Assessment of Taxes | 17,417.00 | Business Personalty Replacement Taxes | 42,030.28 | County Taxes | 2,790,238.97 |
| Collection of Taxes | 46,609.00 | Taxes from Public Utilities | 335,601.00 | County Library Taxes | |
| Planning, Housing & Development | 2,300.00 | Other Miscellaneous Tax Revenues | | Local Municipal Purpose Taxes | 2,456,475.00 |
| Human Resources | | State Aid Revenues | 86,755.56 | Veteran & Senior Citizen Taxes | 44,350.00 |
| Elections | 2,750.00 | Federal Aid Revenues | | Total Taxes for Rate Computation | 10,029,559.22 |
| General Administration (other) | 259,863.00 | State and Local Fiscal Assistance Act Utilized | 91,501.00 | Special District Taxes | |
| JUDICIARY | | Sale of Acquired Property | | Bank Corp. Taxes | 16,379.96 |
| Municipal Courts | 42,345.55 | Other Miscellaneous Revenues | 491,049.89 | Added and Omitted Taxes | 22,147.45 |
| PUBLIC SAFETY | | Total | 11,065,328.17 | Total Taxes Levied - ABSTRACT | 10,023,736.63 |
| Fire Protection | | Prior Years Surplus Appropriated | 300,095.06 | Total Taxes Billed | 10,027,726.07 |
| Police Protection | 14,637.44 | REVENUES TOTAL | 11,365,423.23 | 1985 TAXES COLLECTED | 9,921,105.52 |
| Civil Defense & Disaster Control | | Reserve For Uncollected Taxes | 174,000.00 | 1985 Taxes Cancelled, Abated or Adjusted | 6,108.71 |
| Environmental Inspection & Control | 22,182.00 | CAPITAL OUTLAY TOTAL | 148,151.67 | Transfer to Tax Title Liens or Foreclosed | 10,912.84 |
| Other Public Safety | | Public Enterprises | 31,000.00 | Balance Outstanding Dec. 31, 1985 | 89,599.00 |
| PUBLIC WORKS | | Recreation—Culture | 6,380.00 | PRIOR YEARS TAXES OUTSTANDING | |
| Streets and Drainage | 350,963.00 | Public Works | 56,456.78 | Balance January 1, 1985 | 89,008.45 |
| Sewers and Sewage Processing | 172,940.00 | Buildings and Grounds | 54,314.89 | Collected in 1985 | 80,113.39 |
| Garbage and Trash Disposal | 401,415.00 | Library and Education | | Cancelled, Abated or Adjusted 1985 | |
| Public Buildings and Grounds | 74,335.00 | Conservation | | Transfers to Tax Title Liens or Foreclosed | 8,895.06 |
| Other Public Works | 1,206,085.00 | All Other | | Balance December 31, 1985 | |
| HEALTH and WELFARE | | CAPITAL DEBT AUTHORIZED, DECEMBER 31, 1985 | | TAX TITLE LIENS OUTSTANDING | |
| Health Services Except Environmental | 20,846.00 | ISSUED AND UNISSUED | | Balance January 1, 1985 | 43,820.34 |
| Welfare-Public Assistance | 5,875.00 | School | 872,000 | Transfer From Taxes | 21,844.36 |
| Hospitals, Clinics, First Aid | | Self-liquidating | | Redeemed in 1985 | 17,171.53 |
| Animal, Insect, & Rodent Control | | Other | | Cancelled, Abated or Adjusted (1985) | |
| Other Welfare Services | | Total | 872,000 | Transfers to Foreclosed Property | |
| RECREATION and CONSERVATION | | ISSUED AND OUTSTANDING | | Balance December 31, 1985 | 48,493.17 |
| Beaches and Boardwalks | | School | 872,000.00 | PROPERTY ACQUIRED BY DEED OR | |
| Parks, Playgrounds, Shade Trees | 121,720.00 | Self-Liquidating | | FORECLOSURE | |
| Land Reclamation & Conservation | 52,770.00 | Other | | Balance January 1, 1985 | 410.00 |
| Other Recreational Services | | Total | 872,000.00 | Transfers From Taxes or Liens | |
| EDUCATION (excluding schools) | 122,264.00 | EQUALIZED VALUATION BASIS | | Sale for Cash (1985) | |
| Libraries | | FOR NET DEBT COMPUTATION | 260,949,691 | Cancelled, Abated or Adjusted (1985) | |
| Other Educational Services | | REAL PROPERTY VALUATIONS | | Balance December 31, 1985 | 410.00 |
| STATUTORY EXPENDITURES | | Code Class # of Parcels % VAL'N | | CURRENT FINANCES DECEMBER 31, 1985 | |
| Pensions & F. I. C. A. | 322,401.86 | 1 Vacant Land 54 .41 | 968,700.00 | ASSETS | |
| Employee Fringe Benefits | 72,095.00 | 2 Residential 2173 90.89 | 215,068,700.00 | Cash Dec. 31, 1985 | 2,262,054.81 |
| Other Statutory Expenditures | | 3 Farm | | Taxes Receivable | 89,599.00 |
| CETA And Other Public Employment Programs | | 4a Commercial 14 5.07 | 11,996,100.00 | Tax Title Liens | 48,493.17 |
| MUNICIPAL FUNCTIONS TOTAL | 3,381,392.85 | 4b Industrial 1 .16 | 372,000.00 | Foreclosed Property | 410.00 |
| CAPITAL IMPROVEMENTS *MEMO* | 212,475.00 | 4c Apartments 2 3.48 | 8,224,700.00 | Emergencies & Other Deferred Charges | 94,800.00 |
| DEBT SERVICE | | Total 2244 | 236,630,200.00 | State and Federal Aid Receivable | |
| Principal Payments | | Land Area 1.30 Sq. Miles | | Other Receivables | 1,828.55 |
| Interest Payments | | Net Valuation Taxable-Municipal | 237,662,200 | Total | 2,497,185.53 |
| DEFERRED CHARGES | 35,595.06 | Net Valuation Taxable-County | 257,814,584 | LIABILITIES, RESERVES, AND SURPLUS | |
| SCHOOL, COUNTY, SPECIAL DISTRICT TAXES | 7,528,734.22 | State Equalized Valuation | 298,485,777 | Cash Liabilities | 1,896,272.49 |
| RESERVE FOR UNCOLLECTED TAXES | 174,000.00 | State Equalization Ratio | 79.56 | Reserves for Receivables | 140,330.72 |
| EXPENDITURES TOTAL | 11,119,722.13 | | | Surplus Dec. 31, 1985 | 460,582.32 |
| | | | | Total | 2,497,185.53 |

0222
 Population 1980 **11,497**
 Population 1985 **11,239**
 S & P Rating
 Moody Rating **A1**

General Tax Rate Per \$100. **4.73**
 State Equalized Tax Rate **2.30**

GLEN ROCK BOROUGH - BERGEN COUNTY
Form of Government:
Borough Council
Number of Members on Governing Body - 6

PER CAPITA:
 Gross Debt **425.91**
 Net Debt **342.58**
 Debt Service **49.45**
 Total Tax Levy **1,168.26**
 Municipal Expenditures **500.54**

PER CENT:
 Gross Debt **.95**
 Net Debt **.77**
 Tax Levy Collected **98.88**
 Tax Levy Cancelled, Abated or Adjusted **.24**

| EXPENDITURES | | REVENUES-REALIZED | | 1985 PROPERTY TAX | |
|---|----------------------|--|--|---|--|
| GENERAL GOVERNMENT | | | | STATE EQUALIZED TAX RATE 1.38 | |
| Governing Body & Public Boards | | | | Local District School Taxes 7,829,603.00 | |
| Municipal Clerk | | | | Regional & Consolidated School Tax | |
| Financial Administration | 18,800.00 | 1985 Property Taxes Collected | | School Taxes in Municipal Budget | |
| Assessment of Taxes | 184,428.00 | 1985 Payments in Lieu of Taxes | | County Taxes 2,031,442.36 | |
| Collection of Taxes | 42,041.00 | Delinquent Tax & Lien Collections | | County Library Taxes | |
| Planning, Housing & Development | 10,750.00 | Business Personalty Replacement Taxes | | Local Municipal Purpose Taxes 3,138,810.00 | |
| Human Resources | 5,750.00 | Taxes from Public Utilities | | Veteran & Senior Citizen Taxes 92,150.00 | |
| Elections | 3,088.00 | Other Miscellaneous Tax Revenues | | Total Taxes for Rate Computation 13,092,005.36 | |
| General Administration (other) | 488,777.00 | State Aid Revenues | | Special District Taxes | |
| JUDICIARY | | Federal Aid Revenues | | Bank Corp. Taxes 53,630.59 | |
| Municipal Courts | 39,891.00 | State and Local Fiscal Assistance Act Utilized | | Added and Omitted Taxes 76,610.32 | |
| PUBLIC SAFETY | | Sale of Acquired Property | | Total Taxes Levied - ABSTRACT 13,130,096.27 | |
| Fire Protection | 73,892.00 | Other Miscellaneous Revenues | | Total Taxes Billed 13,101,101.93 | |
| Police Protection | 898,489.00 | Total | | 1985 TAXES COLLECTED 12,954,424.80 | |
| Civil Defense & Disaster Control | 201.00 | Prior Years Surplus Appropriated | | 1985 Taxes Cancelled, Abated or Adjusted 30,929.48 | |
| Environmental Inspection & Control | 59,290.00 | REVENUES TOTAL | | Transfer to Tax Title Liens or Foreclosed | |
| Other Public Safety | | Reserve For Uncollected Taxes | | Balance Outstanding Dec. 31, 1985 728.42 | |
| PUBLIC WORKS | | CAPITAL OUTLAY TOTAL | | PRIOR YEARS TAXES OUTSTANDING | |
| Streets and Drainage | 626,712.00 | | | Balance January 1, 1985 166,083.97 | |
| Sewers and Sewage Processing | 293,397.00 | Public Enterprises | | Collected in 1985 165,277.82 | |
| Garbage and Trash Disposal | 533,143.00 | Recreation—Culture | | Cancelled, Abated or Adjusted 1985 110.00 | |
| Public Buildings and Grounds | 51,600.00 | Public Works | | Transfers to Tax Title Liens or Foreclosed | |
| Other Public Works | | Buildings and Grounds | | Balance December 31, 1985 696.15 | |
| HEALTH and WELFARE | | Library and Education | | TAX TITLE LIENS OUTSTANDING | |
| Health Services Except Environmental | 51,345.00 | Conservation | | Balance January 1, 1985 4,752.21 | |
| Welfare-Public Assistance | 12,608.00 | All Other | | Transfer From Taxes 728.42 | |
| Hospitals, Clinics, First Aid | | CAPITAL DEBT AUTHORIZED, DECEMBER 31, 1985 | | Redeemed in 1985 | |
| Animal, Insect, & Rodent Control | | ISSUED AND UNISSUED GROSS DEBT NET DEBT | | Cancelled, Abated or Adjusted (1985) | |
| Other Welfare Services | | School 930,000 | | Transfers to Foreclosed Property | |
| RECREATION and CONSERVATION | | Self-Liquidating | | Balance December 31, 1985 5,480.63 | |
| Beaches and Boardwalks | | Other | | PROPERTY ACQUIRED BY DEED OR | |
| Parks, Playgrounds, Shade Trees | 68,533.00 | Total 3,856,850 | | FORECLOSURE | |
| Land Reclamation & Conservation | | Total 4,786,850 | | Balance January 1, 1985 640,452.24 | |
| Other Recreational Services | 121,249.00 | ISSUED AND OUTSTANDING | | Transfers From Taxes or Liens | |
| EDUCATION (excluding schools) | | School | | Sale for Cash (1985) | |
| Libraries | 241,186.00 | Self-Liquidating | | Cancelled, Abated or Adjusted (1985) | |
| Other Educational Services | 58,566.00 | Other | | Balance December 31, 1985 515,152.24 | |
| STATUTORY EXPENDITURES | | Total 4,667,850.00 | | CURRENT FINANCES DECEMBER 31, 1985 | |
| Pensions & F. I. C. A. | 377,138.00 | EQUALIZED VALUATION BASIS | | ASSETS | |
| Employee Fringe Benefits | 132,371.00 | FOR NET DEBT COMPUTATION | | Cash Dec. 31, 1985 1,450,054.53 | |
| Other Statutory Expenditures | 5,000.00 | REAL PROPERTY VALUATIONS | | Taxes Receivable 115,715.38 | |
| CETA And Other Public Employment Programs | | Code Class # of Parcels % VAL'N | | Tax Title Liens 5,480.63 | |
| MUNICIPAL FUNCTIONS TOTAL | 4,398,245.00 | 1 Vacant Land 130 .63 | | Foreclosed Property 125,300.00 | |
| CAPITAL IMPROVEMENTS *MEMO* | 225,000.41 | 2 Residential 3711 90.55 | | Emergencies & Other Deferred Charges 213,000.00 | |
| DEBT SERVICE | | 3 Farm | | State and Federal Aid Receivable 2,506.82 | |
| Principal Payments | 306,000.00 | 4a Commercial 83 6.62 | | Other Receivables 444,578.98 | |
| Interest Payments | 249,769.58 | 4b Industrial 4 2.20 | | Total 2,356,636.34 | |
| DEFERRED CHARGES | 28,369.59 | 4c Apartments | | LIABILITIES, RESERVES, AND SURPLUS | |
| SCHOOL, COUNTY, SPECIAL DISTRICT TAXES | 9,861,045.36 | Total 3928 | | Cash Liabilities 608,324.12 | |
| RESERVE FOR UNCOLLECTED TAXES | 643,202.00 | Land Area 2.80 Sq. Miles | | Reserves for Receivables 691,074.99 | |
| EXPENDITURES TOTAL | 15,486,631.53 | Net Valuation Taxable-Municipal | | Surplus Dec. 31, 1985 1,057,237.23 | |
| | | Net Valuation Taxable-County | | Total 2,356,636.34 | |
| | | State Equalized Valuation | | | |
| | | State Equalization Ratio | | | |

0414
 Population 1980 **13,121**
 Population 1985 **13,158**
 S & P Rating
 Moody Rating

General Tax Rate Per \$100.
4.22
 State Equalized Tax Rate
2.91

GLOUCESTER CITY CITY - CAMDEN CO.
Form of Government:
Special Charter (P.L. 1868 c. 44)
Number of Members on Governing Body - 7

PER CAPITA:
 Gross Debt **168.20**
 Net Debt **53.11**
 Debt Service **3.04**
 Total Tax Levy **409.48**
 Municipal Expenditures **372.94**
 PER CENT:
 Gross Debt **1.28**
 Net Debt **.40**
 Tax Levy Collected **84.50**
 Tax Levy Cancelled, Abated or Adjusted **.01**

| EXPENDITURES | | REVENUES-REALIZED | | 1985 PROPERTY TAX | |
|---|------------------|--|----------------|--|-------------------|
| GENERAL GOVERNMENT | | | | STATE EQUALIZED TAX RATE | |
| Governing Body & Public Boards | | | | Local District School Taxes | 1.20 2,208,236.00 |
| Municipal Clerk | | | | Regional & Consolidated School Tax | |
| Financial Administration | 121,031.00 | 1985 Property Taxes Collected | 4,538,752.17 | School Taxes in Municipal Budget | |
| Assessment of Taxes | 15,375.00 | 1985 Payments in Lieu of Taxes | 560,913.07 | County Taxes | 1.20 2,206,646.82 |
| Collection of Taxes | 27,285.00 | Delinquent Tax & Lien Collections | 392,857.72 | County Library Taxes | |
| Planning, Housing & Development | 20,610.00 | Business Personalty Replacement Taxes | 1,768,525.00 | Local Municipal Purpose Taxes | .52 953,000.00 |
| Human Resources | 10,493.50 | Taxes from Public Utilities | | Veteran & Senior Citizen Taxes | 223,250.00 |
| Elections | 9,775.00 | Other Miscellaneous Tax Revenues | 311,678.14 | Total Taxes for Rate Computation | 2.92 5,591,132.82 |
| General Administration (other) | 415,612.85 | State Aid Revenues | | Special District Taxes | |
| JUDICIARY | | Federal Aid Revenues | 60,000.00 | Bank Corp. Taxes | 16,112.97 |
| Municipal Courts | 65,245.00 | State and Local Fiscal Assistance Act Utilized | | Added and Omitted Taxes | 4,007.48 |
| PUBLIC SAFETY | | Sale of Acquired Property | 467,170.45 | Total Taxes Levied - ABSTRACT | 5,388,003.27 |
| Fire Protection | 400,732.00 | Other Miscellaneous Revenues | 8,099,896.55 | Total Taxes Billed | 5,371,478.71 |
| Police Protection | 800,009.00 | Total | 854,175.26 | 1985 TAXES COLLECTED | 4,538,752.17 |
| Civil Defense & Disaster Control | 1,000.00 | Prior Years Surplus Appropriated | 8,954,071.81 | 1985 Taxes Cancelled, Abated or Adjusted | 404.45 |
| Environmental Inspection & Control | 62,498.00 | REVENUES TOTAL | 694,590.00 | Transfer to Tax Title Liens or Foreclosed | 34,804.09 |
| Other Public Safety | | Reserve For Uncollected Taxes | 95,400.73 | Balance Outstanding Dec. 31, 1985 | 797,518.00 |
| PUBLIC WORKS | | CAPITAL OUTLAY TOTAL | | PRIOR YEARS TAXES OUTSTANDING | |
| Streets and Drainage | 847,220.00 | Public Enterprises | | Balance January 1, 1985 | 596,152.60 |
| Sewers and Sewage Processing | | Recreation—Culture | 95,400.73 | Collected in 1985 | 483,402.24 |
| Garbage and Trash Disposal | 178,020.71 | Public Works | | Cancelled, Abated or Adjusted 1985 | 49,250.29 |
| Public Buildings and Grounds | 65,473.00 | Buildings and Grounds | | Transfers to Tax Title Liens or Foreclosed | 1,497.00 |
| Other Public Works | | Library and Education | | Balance December 31, 1985 | 62,003.07 |
| HEALTH and WELFARE | | Conservation | | TAX TITLE LIENS OUTSTANDING | |
| Health Services Except Environmental | 13,443.00 | All Other | | Balance January 1, 1985 | 141,314.82 |
| Welfare-Public Assistance | 20,000.00 | CAPITAL DEBT AUTHORIZED, DECEMBER 31, 1985 | | Transfer From Taxes | 36,641.89 |
| Hospitals, Clinics, First Aid | 144,763.00 | ISSUED AND UNISSUED | | Redeemed in 1985 | 77,510.83 |
| Animal, Insect, & Rodent Control | 2,000.00 | SCHOOL GROSS DEBT | 706,000 | Cancelled, Abated or Adjusted (1985) | |
| Other Welfare Services | | Self-liquidating | 1,182,500 | Transfers to Foreclosed Property | |
| RECREATION and CONSERVATION | | Other | 324,720 | Balance December 31, 1985 | 100,445.88 |
| Beaches and Boardwalks | | Total | 2,213,220 | PROPERTY ACQUIRED BY DEED OR FORECLOSURE | |
| Parks, Playgrounds, Shade Trees | 129,250.00 | ISSUED AND OUTSTANDING | | Balance January 1, 1985 | 581,700.00 |
| Land Reclamation & Conservation | | SCHOOL | 706,000.00 | Transfers From Taxes or Liens | |
| Other Recreational Services | 25,500.00 | Self-Liquidating | 90,000.00 | Sale for Cash (1985) | 50,861.00 |
| EDUCATION (excluding schools) | | Other | 35,397.76 | Cancelled, Abated or Adjusted (1985) | 29,639.00 |
| Libraries | 205,177.00 | Total | 831,397.76 | Balance December 31, 1985 | 501,200.00 |
| Other Educational Services | 40,000.00 | EQUALIZED VALUATION BASIS | | CURRENT FINANCES DECEMBER 31, 1985 | |
| STATUTORY EXPENDITURES | | FOR NET DEBT COMPUTATION | 172,759,812 | ASSETS | |
| Pensions & F. I. C. A. | 326,980.15 | REAL PROPERTY VALUATIONS | | Cash Dec. 31, 1985 | 777,230.84 |
| Employee Fringe Benefits | 155,000.00 | Code Class # of Parcels % VAL'N | | Taxes Receivable | 859,521.07 |
| Other Statutory Expenditures | 20,000.00 | 1 Vacant Land 340 2.27 | 2,796,100.00 | Tax Title Liens | 100,445.88 |
| CETA And Other Public Employment Programs | | 2 Residential 3652 61.76 | 76,213,500.00 | Foreclosed Property | 501,200.00 |
| MUNICIPAL FUNCTIONS | 4,122,493.21 | 3 Farm | | Emergencies & Other Deferred Charges | |
| CAPITAL IMPROVEMENTS | *MEMO* 65,000.00 | 4a Commercial 347 22.70 | 28,012,700.00 | State and Federal Aid Receivable | 91,889.05 |
| DEBT SERVICE | | 4b Industrial 38 9.96 | 12,293,800.00 | Other Receivables | 131,091.31 |
| Principal Payments | 35,264.79 | 4c Apartments 14 3.31 | 4,085,300.00 | Total | 2,461,378.15 |
| Interest Payments | 4,735.21 | Total 4391 | 123,401,400.00 | LIABILITIES, RESERVES, AND SURPLUS | |
| DEFERRED CHARGES | 50,016.35 | Land Area 2.32 Sq. Miles | | Cash Liabilities | 543,241.39 |
| SCHOOL, COUNTY, SPECIAL DISTRICT TAXES | 4,414,882.82 | Net Valuation Taxable-Municipal | 127,283,266 | Reserves for Receivables | 1,592,258.26 |
| RESERVE FOR UNCOLLECTED TAXES | 694,590.00 | Net Valuation Taxable-County | 190,955,907 | Surplus Dec. 31, 1985 | 325,878.50 |
| EXPENDITURES TOTAL | 9,321,982.38 | State Equalized Valuation | 182,657,217 | Total | 2,461,378.15 |
| | | State Equalization Ratio | 69.03 | | |

0415
 Population 1980 **45,156**
 Population 1985 **49,284**
 S & P Rating
 Moody Rating **AAA**

General Tax Rate Per \$100.
5.14
 State Equalized Tax Rate
3.08

GLOUCESTER TOWNSHIP CAMDEN CO.
Form of Government:
Mayor-Council Plan B (OMCL 50)
Number of Members on Governing Body - 7

PER CAPITA:
 Gross Debt **390.55**
 Net Debt **224.26**
 Debt Service **25.25**
 Total Tax Levy **584.47**
 Municipal Expenditures **252.16**
 PER CENT:
 Gross Debt **2.32**
 Net Debt **1.33**
 Tax Levy Collected **93.73**
 Tax Levy Cancelled, Abated or Adjusted **.30**

| EXPENDITURES | | REVENUES-REALIZED | | 1985 PROPERTY TAX | |
|---|---------------|--|----------------|--|--------------------|
| GENERAL GOVERNMENT | | | | STATE EQUALIZED TAX RATE | |
| Governing Body & Public Boards | 108,523.00 | 1985 Property Taxes Collected | 26,987,165.79 | Local District School Taxes | 1.00 8,759,741.30 |
| Municipal Clerk | 112,256.00 | 1985 Payments in Lieu of Taxes | 70,635.81 | Regional & Consolidated School Tax | .42 3,725,127.35 |
| Financial Administration | 63,161.00 | Delinquent Tax & Lien Collections | 1,828,140.59 | School Taxes in Municipal Budget | |
| Assessment of Taxes | 94,967.00 | Business Personalty Replacement Taxes | 156,114.60 | County Taxes | 1.13 9,883,428.84 |
| Collection of Taxes | 91,291.00 | Taxes from Public Utilities | 2,699,318.00 | County Library Taxes | .03 232,860.11 |
| Planning, Housing & Development | 68,875.67 | Other Miscellaneous Tax Revenues | | Local Municipal Purpose Taxes | .51 4,450,170.32 |
| Human Resources | 269,012.00 | State Aid Revenues | 725,488.16 | Veteran & Senior Citizen Taxes | |
| Elections | | Federal Aid Revenues | | Total Taxes for Rate Computation | 3.09 27,416,627.92 |
| General Administration (other) | 1,703,025.68 | State and Local Fiscal Assistance Act Utilized | 405,261.14 | Special District Taxes | |
| JUDICIARY | | Sale of Acquired Property | 44,002.00 | Bank Corp. Taxes | 24,260.46 |
| Municipal Courts | 177,614.00 | Other Miscellaneous Revenues | 1,192,524.49 | Added and Omitted Taxes | 427,184.71 |
| PUBLIC SAFETY | | Total | 34,108,650.58 | Total Taxes Levied - ABSTRACT | 28,804,933.62 |
| Fire Protection | 3,070.00 | Prior Years Surplus Appropriated | 1,076,000.00 | Total Taxes Billed | 28,791,905.73 |
| Police Protection | 2,971,513.27 | REVENUES TOTAL | 35,184,650.58 | 1985 TAXES COLLECTED | 26,987,165.79 |
| Civil Defense & Disaster Control | 7,359.63 | Reserve For Uncollected Taxes | 1,930,262.31 | 1985 Taxes Cancelled, Abated or Adjusted | 84,938.05 |
| Environmental Inspection & Control | | CAPITAL OUTLAY TOTAL | 2,201,307.51 | Transfer to Tax Title Liens or Foreclosed | 289,939.91 |
| Other Public Safety | | | | Balance Outstanding Dec. 31, 1985 | 1,429,861.98 |
| PUBLIC WORKS | | | | PRIOR YEARS TAXES OUTSTANDING | |
| Streets and Drainage | 458,671.53 | Public Enterprises | | Balance January 1, 1985 | 1,574,281.56 |
| Sewers and Sewage Processing | | Recreation—Culture | 266,854.94 | Collected in 1985 | 1,144,361.30 |
| Garbage and Trash Disposal | 1,542,000.00 | Public Works | 1,272,436.63 | Cancelled, Abated or Adjusted 1985 | 52,001.80 |
| Public Buildings and Grounds | 202,755.61 | Buildings and Grounds | 662,015.94 | Transfers to Tax Title Liens or Foreclosed | 362,797.47 |
| Other Public Works | | Library and Education | | Balance December 31, 1985 | 15,120.99 |
| HEALTH and WELFARE | | Conservation | | TAX TITLE LIENS OUTSTANDING | |
| Health Services Except Environmental | 18,735.00 | All Other | | Balance January 1, 1985 | 974,411.45 |
| Welfare-Public Assistance | 28,441.00 | CAPITAL DEBT AUTHORIZED, DECEMBER 31, 1985 | | Transfer From Taxes | 681,153.47 |
| Hospitals, Clinics, First Aid | | ISSUED AND UNISSUED GROSS DEBT NET DEBT | | Redeemed in 1985 | 683,779.29 |
| Animal, Insect, & Rodent Control | | School 8,195,543 | | Cancelled, Abated or Adjusted (1985) | 5,193.97 |
| Other Welfare Services | | Self-liquidating 11,052,306 | 11,052,306 | Transfers to Foreclosed Property | 92,610.29 |
| RECREATION and CONSERVATION | | Other 19,247,850 | 11,052,306 | Balance December 31, 1985 | 873,981.37 |
| Beaches and Boardwalks | | Total | | PROPERTY ACQUIRED BY DEED OR FORECLOSURE | |
| Parks, Playgrounds, Shade Trees | 23,500.00 | ISSUED AND OUTSTANDING | | Balance January 1, 1985 | 721,884.12 |
| Land Reclamation & Conservation | | School 4,885,543.75 | | Transfers From Taxes or Liens | 101,377.71 |
| Other Recreational Services | 50,242.00 | Self-Liquidating 9,066,100.00 | | Sale for Cash (1985) | 44,002.00 |
| EDUCATION (excluding schools) | | Other 13,951,643.75 | | Cancelled, Abated or Adjusted (1985) | 32,148.00 |
| Libraries | | Total | | Balance December 31, 1985 | 747,111.83 |
| Other Educational Services | 103,352.02 | EQUALIZED VALUATION BASIS | | CURRENT FINANCES DECEMBER 31, 1985 | |
| STATUTORY EXPENDITURES | | FOR NET DEBT COMPUTATION | 829,148,843 | ASSETS | |
| Pensions & F. I. C. A. | 681,798.00 | REAL PROPERTY VALUATIONS | | Cash Dec. 31, 1985 | 1,625,107.52 |
| Employee Fringe Benefits | 293,855.00 | Code Class # of Parcels % VAL'N | | Taxes Receivable | 1,444,982.97 |
| Other Statutory Expenditures | 33,000.00 | 1 Vacant Land 2818 3.82 | 19,879,436.00 | Tax Title Liens | 873,981.37 |
| CETA And Other Public Employment Programs | | 2 Residential 12472 80.09 | 416,766,035.00 | Foreclosed Property | 747,111.83 |
| MUNICIPAL FUNCTIONS | | 3 Farm 125 .53 | 2,790,294.00 | Emergencies* & Other Deferred Charges | 282,619.33 |
| CAPITAL IMPROVEMENTS *MEMO* | 80,000.00 | 4a Commercial 362 7.50 | 39,045,540.00 | State and Federal Aid Receivable | 58,600.19 |
| DEBT SERVICE | | 4b Industrial 25 1.14 | 5,938,900.00 | Other Receivables | 34,091.43 |
| Principal Payments | 340,000.00 | 4c Apartments 34 6.91 | 35,963,380.00 | Total | 5,066,494.64 |
| Interest Payments | 904,229.21 | Total 15836 | 520,383,585.00 | LIABILITIES, RESERVES, AND SURPLUS | |
| DEFERRED CHARGES | | Land Area 23.14 Sq. Miles | | Cash Liabilities | 990,008.84 |
| SCHOOL, COUNTY, SPECIAL DISTRICT TAXES | 23,903,318.13 | Net Valuation Taxable-Municipal | 526,154,803 | Reserves for Receivables | 3,100,167.60 |
| RESERVE FOR UNCOLLECTED TAXES | 1,930,262.31 | Net Valuation Taxable-County | 855,719,926 | Surplus Dec. 31, 1985 | 976,318.20 |
| EXPENDITURES TOTAL | 36,330,554.89 | State Equalized Valuation | 873,366,391 | Total | 5,066,494.64 |
| | | State Equalization Ratio | 59.98 | | |

1908
 Population 1980 **2,450**
 Population 1985 **2,499**
 S & P Rating
 Moody Rating

General Tax Rate Per \$100. **2.59**
 State Equalized Tax Rate **2.32**

GREEN TOWNSHIP - SUSSEX COUNTY
Form of Government:
Township Committee
Number of Members on Governing Body - 3

PER CAPITA:
 Gross Debt **180.49**
 Net Debt **27.23**
 Debt Service **9.08**
 Total Tax Levy **711.25**
 Municipal Expenditures **217.47**
 PER CENT:
 Gross Debt **.65**
 Net Debt **.10**
 Tax Levy Collected **96.69**
 Tax Levy Cancelled, Abated or Adjusted **.28**

| EXPENDITURES | | REVENUES-REALIZED | | 1985 PROPERTY TAX | |
|---|---------------------|--|----------------------|--|---------------------|
| GENERAL GOVERNMENT | | | | STATE EQUALIZED TAX RATE | |
| Governing Body & Public Boards | | 1985 Property Taxes Collected | 1,720,604.21 | Local District School Taxes | 1.54 |
| Municipal Clerk | | 1985 Payments in Lieu of Taxes | | Regional & Consolidated School Tax | |
| Financial Administration | 15,155.00 | Delinquent Tax & Lien Collections | 48,541.41 | School Taxes in Municipal Budget | |
| Assessment of Taxes | 7,600.00 | Business Personalty Replacement Taxes | 25,218.36 | County Taxes | .51 |
| Collection of Taxes | 11,144.00 | Taxes from Public Utilities | 107,979.00 | County Library Taxes | .03 |
| Planning, Housing & Development | 10,774.00 | Other Miscellaneous Tax Revenues | | Local Municipal Purpose Taxes | .23 |
| Human Resources | | State Aid Revenues | 13,079.92 | Veteran & Senior Citizen Taxes | |
| Elections | | Federal Aid Revenues | | Total Taxes for Rate Computation | 2.31 |
| General Administration (other) | 104,913.27 | State and Local Fiscal Assistance Act Utilized | 23,680.85 | Special District Taxes | |
| JUDICIARY | | Sale of Acquired Property | 81,911.80 | Bank Corp. Taxes | |
| Municipal Courts | 11,434.00 | Other Miscellaneous Revenues | 2,021,015.55 | Added and Omitted Taxes | 42,327.43 |
| PUBLIC SAFETY | | Total | 2,021,015.55 | Total Taxes Levied - ABSTRACT | 1,777,419.55 |
| Fire Protection | 7,000.00 | Prior Years Surplus Appropriated | 125,289.79 | Total Taxes Billed | 1,779,462.53 |
| Police Protection | 7,095.00 | REVENUES | 2,146,305.34 | 1985 TAXES COLLECTED | 1,720,604.21 |
| Civil Defense & Disaster Control | 300.00 | Reserve For Uncollected Taxes | 124,206.81 | 1985 Taxes Cancelled, Abated or Adjusted | 4,972.80 |
| Environmental Inspection & Control | 12,018.00 | | | Transfer to Tax Title Liens or Foreclosed | 5,863.76 |
| Other Public Safety | | CAPITAL OUTLAY | 121,518.05 | Balance Outstanding Dec. 31, 1985 | 48,021.76 |
| PUBLIC WORKS | | TOTAL | | PRIOR YEARS TAXES OUTSTANDING | |
| Streets and Drainage | 129,380.00 | Public Enterprises | | Balance January 1, 1985 | 50,103.85 |
| Sewers and Sewage Processing | | Recreation—Culture | | Collected in 1985 | 48,139.93 |
| Garbage and Trash Disposal | 7,000.00 | Public Works | 6,174.00 | Cancelled, Abated or Adjusted 1985 | |
| Public Buildings and Grounds | 11,857.76 | Buildings and Grounds | 115,344.05 | Transfers to Tax Title Liens or Foreclosed | 1,963.92 |
| Other Public Works | 10,000.00 | Library and Education | | Balance December 31, 1985 | |
| HEALTH and WELFARE | | Conservation | | TAX TITLE LIENS OUTSTANDING | |
| Health Services Except Environmental | 10,632.00 | All Other | | Balance January 1, 1985 | 15,090.31 |
| Welfare-Public Assistance | 500.00 | CAPITAL DEBT AUTHORIZED, DECEMBER 31, 1985 | | Transfer From Taxes | 8,074.26 |
| Hospitals, Clinics, First Aid | | ISSUED AND UNISSUED | | Redeemed in 1985 | 401.48 |
| Animal, Insect, & Rodent Control | 100.00 | GROSS DEBT | 383,000 | Cancelled, Abated or Adjusted (1985) | |
| Other Welfare Services | | School | | Transfers to Foreclosed Property | 13,034.16 |
| RECREATION and CONSERVATION | | Self-Liquidating | 68,039 | Balance December 31, 1985 | 9,728.93 |
| Beaches and Boardwalks | | Other | 68,039 | PROPERTY ACQUIRED BY DEED OR | |
| Parks, Playgrounds, Shade Trees | 400.00 | Total | 451,039 | FORECLOSURE | |
| Land Reclamation & Conservation | 8,864.00 | ISSUED AND OUTSTANDING | | Balance January 1, 1985 | 372,765.84 |
| Other Recreational Services | | School | 383,000.00 | Transfers From Taxes or Liens | 13,034.16 |
| EDUCATION (excluding schools) | | Self-Liquidating | | Sale for Cash (1985) | |
| Libraries | | Other | 67,800.00 | Cancelled, Abated or Adjusted (1985) | |
| Other Educational Services | | Total | 450,800.00 | Balance December 31, 1985 | 385,800.00 |
| STATUTORY EXPENDITURES | | EQUALIZED VALUATION BASIS | | CURRENT FINANCES DECEMBER 31, 1985 | |
| Pensions & F. I. C. A. | 16,907.80 | FOR NET DEBT COMPUTATION | 69,678,686 | ASSETS | |
| Employee Fringe Benefits | 7,835.24 | REAL PROPERTY VALUATIONS | | Cash Dec. 31, 1985 | 317,812.42 |
| Other Statutory Expenditures | 447.70 | Code Class # of Parcels % VAL'N | | Taxes Receivable | 48,021.76 |
| CETA And Other Public Employment Programs | | 1 Vacant Land 239 5.28 | 3,525,704.00 | Tax Title Liens | 9,728.93 |
| MUNICIPAL FUNCTIONS | 391,357.77 | 2 Residential 641 74.01 | 49,396,150.00 | Foreclosed Property | 385,800.00 |
| CAPITAL IMPROVEMENTS | 22,880.85 | 3 Farm 314 14.73 | 9,828,339.00 | Emergencies & Other Deferred Charges | 10,400.00 |
| DEBT SERVICE | | 4a Commercial 12 2.17 | 1,448,700.00 | State and Federal Aid Receivable | 921.54 |
| Principal Payments | 16,961.00 | 4b Industrial 8 3.81 | 2,543,600.00 | Other Receivables | 100.00 |
| Interest Payments | 5,721.37 | 4c Apartments | | Total | 772,784.65 |
| DEFERRED CHARGES | 5,200.00 | Total 1214 | 66,742,493.00 | LIABILITIES, RESERVES, AND SURPLUS | |
| SCHOOL, COUNTY, SPECIAL DISTRICT TAXES | 1,560,092.12 | Land Area 15.80 Sq. Miles | 67,086,295 | Cash Liabilities | 65,102.66 |
| RESERVE FOR UNCOLLECTED TAXES | 124,206.81 | Net Valuation Taxable-Municipal | 69,624,625 | Reserves for Receivables | 443,650.69 |
| EXPENDITURES | 2,103,539.07 | Net Valuation Taxable-County | 74,816,578 | Surplus Dec. 31, 1985 | 264,031.30 |
| TOTAL | | State Equalized Valuation | 89.62 | Total | 772,784.65 |
| | | State Equalization Ratio | | | |

1809
 Population 1980 **4,640**
 Population 1985 **4,583**
 S & P Rating
 Moody Rating **A**

General Tax Rate Per \$100.
2.59
 State Equalized Tax Rate
2.18

GREEN BROOK TWP. – SOMERSET COUNTY
Form of Government:
Township Committee
Number of Members on Governing Body – 5

PER CAPITA:
 Gross Debt **950.57**
 Net Debt **480.57**
 Debt Service **62.28**
 Total Tax Levy **1,021.77**
 Municipal Expenditures **404.93**

PER CENT:
 Gross Debt **2.26**
 Net Debt **1.14**
 Tax Levy Collected **97.03**
 Tax Levy Cancelled, Abated or Adjusted **.03**

| EXPENDITURES | | REVENUES-REALIZED | | 1985 PROPERTY TAX | |
|---|---------------------|--|-----------------------|--|---------------------|
| GENERAL GOVERNMENT | | | | STATE EQUALIZED TAX RATE 1.42 | |
| Governing Body & Public Boards | | 1985 Property Taxes Collected | 4,552,513.45 | Local District School Taxes | 3,023,238.00 |
| Municipal Clerk | | 1985 Payments in Lieu of Taxes | | Regional & Consolidated School Tax | |
| Financial Administration | 18,696.40 | Delinquent Tax & Lien Collections | 140,843.61 | School Taxes in Municipal Budget | |
| Assessment of Taxes | 13,246.83 | Business Personalty Replacement Taxes | 75,136.24 | County Taxes | 988,769.16 |
| Collection of Taxes | 25,191.96 | Taxes from Public Utilities | 474,795.00 | County Library Taxes | 77,052.37 |
| Planning, Housing & Development | 80,479.92 | Other Miscellaneous Tax Revenues | | Local Municipal Purpose Taxes | 534,230.79 |
| Human Resources | 11,225.95 | State Aid Revenues | 105,885.67 | Veteran & Senior Citizen Taxes | 39,283.00 |
| Elections | 795.00 | Federal Aid Revenues | | Total Taxes for Rate Computation | 4,662,573.32 |
| General Administration (other) | 176,605.32 | State and Local Fiscal Assistance Act Utilized | 28,468.48 | Special District Taxes | |
| JUDICIARY | | Sale of Acquired Property | | Bank Corp. Taxes | 5,237.83 |
| Municipal Courts | 34,455.10 | Other Miscellaneous Revenues | 317,369.59 | Added and Omitted Taxes | 54,233.94 |
| PUBLIC SAFETY | | Total | 5,695,012.04 | Total Taxes Levied - ABSTRACT | 4,682,762.09 |
| Fire Protection | 89,326.55 | Prior Years Surplus Appropriated | 475,000.00 | Total Taxes Billed | 4,692,079.94 |
| Police Protection | 512,006.66 | REVENUES TOTAL | 6,170,012.04 | 1985 TAXES COLLECTED | 4,552,513.45 |
| Civil Defense & Disaster Control | | Reserve For Uncollected Taxes | 184,177.14 | 1985 Taxes Cancelled, Abated or Adjusted | 1,433.47 |
| Environmental Inspection & Control | 59,988.64 | CAPITAL OUTLAY TOTAL | 230,976.62 | Transfer to Tax Title Liens or Foreclosed | 3,113.18 |
| Other Public Safety | | | | Balance Outstanding Dec. 31, 1985 | 135,019.84 |
| PUBLIC WORKS | | | | PRIOR YEARS TAXES OUTSTANDING | |
| Streets and Drainage | 107,167.08 | Public Enterprises | 119,521.26 | Balance January 1, 1985 | 137,924.57 |
| Sewers and Sewage Processing | | Recreation—Culture | | Collected in 1985 | 134,470.93 |
| Garbage and Trash Disposal | | Public Works | 110,057.55 | Cancelled, Abated or Adjusted 1985 | 370.59 |
| Public Buildings and Grounds | 34,174.98 | Buildings and Grounds | 1,397.81 | Transfers to Tax Title Liens or Foreclosed | 144.42 |
| Other Public Works | | Library and Education | | Balance December 31, 1985 | 2,938.63 |
| HEALTH and WELFARE | | Conservation | | TAX TITLE LIENS OUTSTANDING | |
| Health Services Except Environmental | 52,685.00 | All Other | | Balance January 1, 1985 | 30,073.84 |
| Welfare-Public Assistance | 8,005.12 | CAPITAL DEBT AUTHORIZED, DECEMBER 31, 1985 | | Transfer From Taxes | 3,296.39 |
| Hospitals, Clinics, First Aid | | ISSUED AND UNISSUED | | Redeemed in 1985 | 6,372.68 |
| Animal, Insect, & Rodent Control | | School | 565,000 | Cancelled, Abated or Adjusted (1985) | |
| Other Welfare Services | | Self-liquidating | 1,589,025 | Transfers to Foreclosed Property | |
| RECREATION and CONSERVATION | | Other | 2,202,440 | Balance December 31, 1985 | 26,997.55 |
| Beaches and Boardwalks | | Total | 4,356,465 | PROPERTY ACQUIRED BY DEED OR FORECLOSURE | |
| Parks, Playgrounds, Shade Trees | | ISSUED AND OUTSTANDING | | Balance January 1, 1985 | 202,800.00 |
| Land Reclamation & Conservation | 1,226.00 | School | 565,000.00 | Transfers From Taxes or Liens | |
| Other Recreational Services | 6,774.10 | Self-Liquidating | 1,429,000.00 | Sale for Cash (1985) | |
| EDUCATION (excluding schools) | | Other | 1,939,000.00 | Cancelled, Abated or Adjusted (1985) | |
| Libraries | | Total | 3,933,000.00 | Balance December 31, 1985 | 202,800.00 |
| Other Educational Services | | EQUALIZED VALUATION BASIS | | CURRENT FINANCES DECEMBER 31, 1985 | |
| STATUTORY EXPENDITURES | | FOR NET DEBT COMPUTATION | 192,453,697 | ASSETS | |
| Pensions & F. I. C. A. | 98,746.02 | REAL PROPERTY VALUATIONS | | Cash Dec. 31, 1985 | 1,220,576.73 |
| Employee Fringe Benefits | 36,200.00 | Code Class # of Parcels % VAL'N | | Taxes Receivable | 137,958.47 |
| Other Statutory Expenditures | 6,200.00 | 1 Vacant Land 310 5.05 | 9,017,500.00 | Tax Title Liens | 26,997.55 |
| CETA And Other Public Employment Programs | | 2 Residential 1354 70.12 | 125,253,050.00 | Foreclosed Property | 202,800.00 |
| MUNICIPAL FUNCTIONS | | 3 Farm 5 .01 | 17,300.00 | Emergencies & Other Deferred Charges | 28,000.00 |
| CAPITAL IMPROVEMENTS | *MEMO* | 4a Commercial 155 23.00 | 41,086,300.00 | State and Federal Aid Receivable | 19,024.66 |
| DEBT SERVICE | | 4b Industrial 9 1.82 | 3,245,000.00 | Other Receivables | 68,550.42 |
| Principal Payments | 140,000.00 | 4c Apartments | | Total | 1,703,907.83 |
| Interest Payments | 145,415.90 | Total 1833 | 178,619,150.00 | LIABILITIES, RESERVES, AND SURPLUS | |
| DEFERRED CHARGES | 13,000.00 | Land Area 4.60 Sq. Miles | | Cash Liabilities | 296,301.50 |
| SCHOOL, COUNTY, SPECIAL DISTRICT TAXES | 4,089,059.53 | Net Valuation Taxable-Municipal | 179,067,413 | Reserves for Receivables | 375,080.49 |
| RESERVE FOR UNCOLLECTED TAXES | 184,177.14 | Net Valuation Taxable-County | 196,627,255 | Surplus Dec. 31, 1985 | 1,032,525.84 |
| EXPENDITURES TOTAL | 5,944,849.20 | State Equalized Valuation | 212,635,421 | Total | 1,703,907.83 |
| | | State Equalization Ratio | 84.18 | | |

0606
 Population 1980 **973**
 Population 1985 **956**
 S & P Rating
 Moody Rating

General Tax Rate Per \$100. **3.51**
 State Equalized Tax Rate **2.64**

GREENWICH TWP. - CUMBERLAND CO.
Form of Government:
Township Committee
Number of Members on Governing Body - 3

PER CAPITA:
 Gross Debt **461.52**
 Net Debt **23.01**
 Debt Service
 Total Tax Levy **611.47**
 Municipal Expenditures **242.59**

PER CENT:
 Gross Debt **2.13**
 Net Debt **.11**
 Tax Levy Collected **84.89**
 Tax Levy Cancelled, Abated or Adjusted

| EXPENDITURES | | REVENUES-REALIZED | | 1985 PROPERTY TAX | |
|---|-------------------|--|----------------------|--|-------------------|
| GENERAL GOVERNMENT | | | | STATE EQUALIZED TAX RATE | |
| Governing Body & Public Boards | | 1985 Property Taxes Collected | 497,125.24 | Local District School Taxes | .83 |
| Municipal Clerk | | 1985 Payments in Lieu of Taxes | | Regional & Consolidated School Tax | .54 |
| Financial Administration | 8,150.00 | Delinquent Tax & Lien Collections | 85,099.69 | School Taxes in Municipal Budget | |
| Assessment of Taxes | 4,800.00 | Business Personality Replacement Taxes | 19,909.92 | County Taxes | 1.16 * |
| Collection of Taxes | 2,864.00 | Taxes from Public Utilities | 42,337.00 | County Library Taxes | |
| Planning, Housing & Development | 2,968.00 | Other Miscellaneous Tax Revenues | | Local Municipal Purpose Taxes | .11 |
| Human Resources | | State Aid Revenues | 6,471.76 | Veteran & Senior Citizen Taxes | |
| Elections | 1,000.00 | Federal Aid Revenues | | Total Taxes for Rate Computation | 2.64 |
| General Administration (other) | 23,750.98 | State and Local Fiscal Assistance Act Utilized | 8,058.58 | Special District Taxes | |
| JUDICIARY | | Sale of Acquired Property | | Bank Corp. Taxes | 119.87 |
| Municipal Courts | 3,200.00 | Other Miscellaneous Revenues | 32,076.93 | Added and Omitted Taxes | 4,621.79 |
| PUBLIC SAFETY | | Total | 691,079.12 | Total Taxes Levied - ABSTRACT | 584,564.60 |
| Fire Protection | 31,075.00 | Prior Years Surplus Appropriated | 56,025.18 | Total Taxes Billed | 585,584.03 |
| Police Protection | 4,104.00 | REVENUES TOTAL | 747,104.30 | 1985 TAXES COLLECTED | 497,125.24 |
| Civil Defense & Disaster Control | 2,800.00 | Reserve For Uncollected Taxes | 95,515.00 | 1985 Taxes Cancelled, Abated or Adjusted | |
| Environmental Inspection & Control | 3,403.00 | CAPITAL OUTLAY TOTAL | 45,111.67 | Transfer to Tax Title Liens or Foreclosed | |
| Other Public Safety | | | | Balance Outstanding Dec. 31, 1985 | 6,088.20 |
| PUBLIC WORKS | | | | | 82,370.59 |
| Streets and Drainage | 13,600.00 | Public Enterprises | | PRIOR YEARS TAXES OUTSTANDING | |
| Sewers and Sewage Processing | | Recreation—Culture | | Balance January 1, 1985 | 113,186.90 |
| Garbage and Trash Disposal | 17,600.00 | Public Works | | Collected in 1985 | 82,417.94 |
| Public Buildings and Grounds | 9,490.00 | Buildings and Grounds | 45,111.67 | Cancelled, Abated or Adjusted 1985 | |
| Other Public Works | 100.00 | Library and Education | | Transfers to Tax Title Liens or Foreclosed | 3,067.30 |
| HEALTH and WELFARE | | Conservation | | Balance December 31, 1985 | 27,701.66 |
| Health Services Except Environmental | 225.00 | All Other | | TAX TITLE LIENS OUTSTANDING | |
| Welfare-Public Assistance | | CAPITAL DEBT AUTHORIZED, DECEMBER 31, 1985 | | Balance January 1, 1985 | 12,403.62 |
| Hospitals, Clinics, First Aid | | ISSUED AND UNISSUED GROSS DEBT | | Transfer From Taxes | 9,480.68 |
| Animal, Insect, & Rodent Control | 875.00 | School | 419,209 | Redeemed in 1985 | 2,681.75 |
| Other Welfare Services | | Self-liquidating | | Cancelled, Abated or Adjusted (1985) | |
| RECREATION and CONSERVATION | | Other | 22,000 | Transfers to Foreclosed Property | |
| Beaches and Boardwalks | | Total | 441,209 | Balance December 31, 1985 | 19,202.55 |
| Parks, Playgrounds, Shade Trees | 2,500.00 | ISSUED AND OUTSTANDING | | PROPERTY ACQUIRED BY DEED OR | |
| Land Reclamation & Conservation | | School | 419,209.39 | FORECLOSURE | |
| Other Recreational Services | 450.00 | Self-Liquidating | | Balance January 1, 1985 | 200.00 |
| EDUCATION (excluding schools) | | Other | 22,000.00 | Transfers From Taxes or Liens | |
| Libraries | | Total | 441,209.39 | Sale for Cash (1985) | |
| Other Educational Services | | EQUALIZED VALUATION BASIS | | Cancelled, Abated or Adjusted (1985) | |
| STATUTORY EXPENDITURES | | FOR NET DEBT COMPUTATION | 20,684,405 | Balance December 31, 1985 | 200.00 |
| Pensions & F. I. C. A. | 3,050.00 | REAL PROPERTY VALUATIONS | | CURRENT FINANCES DECEMBER 31, 1985 | |
| Employee Fringe Benefits | | Code Class # of Parcels % VAL'N | | ASSETS | |
| Other Statutory Expenditures | 400.00 | 1 Vacant Land 129 2.53 | 410,700.00 | Cash Dec. 31, 1985 | 226,888.46 |
| CETA And Other Public Employment Programs | | 2 Residential 266 57.54 | 9,352,000.00 | Taxes Receivable | 110,072.25 |
| MUNICIPAL FUNCTIONS TOTAL | 136,404.98 | 3 Farm 210 32.18 | 5,229,500.00 | Tax Title Liens | 19,202.55 |
| CAPITAL IMPROVEMENTS *MEMO* | | 4a Commercial 19 7.76 | 1,261,400.00 | Foreclosed Property | 200.00 |
| DEBT SERVICE | | 4b Industrial | | Emergencies & Other Deferred Charges | |
| Principal Payments | | 4c Apartments | | State and Federal Aid Receivable | 14,030.74 |
| Interest Payments | | Total 624 | 16,253,600.00 | Other Receivables | 6,031.82 |
| DEFERRED CHARGES | | Land Area 19.00 Sq. Miles | | Total | 376,425.82 |
| SCHOOL, COUNTY, SPECIAL DISTRICT TAXES | 555,022.94 | Net Valuation Taxable-Municipal | 16,551,638 | LIABILITIES, RESERVES, AND SURPLUS | |
| RESERVE FOR UNCOLLECTED TAXES | 95,515.00 | Net Valuation Taxable-County | 21,980,701 | Cash Liabilities | 103,553.30 |
| EXPENDITURES TOTAL | 786,942.92 | State Equalized Valuation | 21,886,031 | Reserves for Receivables | 135,506.62 |
| | | State Equalization Ratio | 75.29 | Surplus Dec. 31, 1985 | 137,365.90 |
| | | | | Total | 376,425.82 |

0807
 Population 1980 **5,404**
 Population 1985 **5,286**
 S & P Rating
 Moody Rating

General Tax Rate Per \$100. **1.89**
 State Equalized Tax Rate **1.67**

GREENWICH TWP. - GLOUCESTER COUNTY
Form of Government:
Small Municipality Plan C (OMCL 50)
Number of Members on Governing Body - 5

PER CAPITA:
 Gross Debt **606.41**
 Net Debt **448.61**
 Debt Service **7.60**
 Total Tax Levy **1,182.79**
 Municipal Expenditures **490.79**

PER CENT:
 Gross Debt **.94**
 Net Debt **.70**
 Tax Levy Collected **98.72**
 Tax Levy Cancelled, Abated or Adjusted

| EXPENDITURES | | REVENUES-REALIZED | | 1985 PROPERTY TAX | |
|---|--------------|--|--|--|-------------------|
| GENERAL GOVERNMENT | | | | STATE EQUALIZED TAX RATE | |
| Governing Body & Public Boards | 26,450.00 | 1985 Property Taxes Collected | | Local District School Taxes | .68 2,471,147.50 |
| Municipal Clerk | 31,950.00 | 1985 Payments in Lieu of Taxes | | Regional & Consolidated School Tax | |
| Financial Administration | 44,300.00 | Delinquent Tax & Lien Collections | | School Taxes in Municipal Budget | |
| Assessment of Taxes | 26,485.00 | Business Personalty Replacement Taxes | | County Taxes | .70 2,547,638.78 |
| Collection of Taxes | 15,955.00 | Taxes from Public Utilities | | County Library Taxes | .02 79,124.41 |
| Planning, Housing & Development | 22,515.00 | Other Miscellaneous Tax Revenues | | Local Municipal Purpose Taxes | .26 964,586.20 |
| Human Resources | 4,140.00 | State Aid Revenues | | Veteran & Senior Citizen Taxes | 91,050.00 |
| Elections | 2,200.00 | Federal Aid Revenues | | Total Taxes for Rate Computation | 1.66 6,153,546.89 |
| General Administration (other) | 263,820.00 | State and Local Fiscal Assistance Act Utilized | | Special District Taxes | |
| JUDICIARY | | Sale of Acquired Property | | Bank Corp. Taxes | 6,007.93 |
| Municipal Courts | 27,590.00 | Other Miscellaneous Revenues | | Added and Omitted Taxes | 183,720.59 |
| PUBLIC SAFETY | | Total | | Total Taxes Levied - ABSTRACT | 6,252,225.41 |
| Fire Protection | 89,775.00 | Prior Years Surplus Appropriated | | Total Taxes Billed | 6,261,193.45 |
| Police Protection | 547,419.92 | REVENUES TOTAL | | 1985 TAXES COLLECTED | 6,181,322.45 |
| Civil Defense & Disaster Control | | Reserve For Uncollected Taxes | | 1985 Taxes Cancelled, Abated or Adjusted | 120.96 |
| Environmental Inspection & Control | 43,878.51 | CAPITAL OUTLAY TOTAL | | Transfer to Tax Title Liens or Foreclosed | 6,233.87 |
| Other Public Safety | 98,110.00 | | | Balance Outstanding Dec. 31, 1985 | 73,516.17 |
| PUBLIC WORKS | | Public Enterprises | | PRIOR YEARS TAXES OUTSTANDING | |
| Streets and Drainage | 266,975.00 | Recreation—Culture | | Balance January 1, 1985 | 63,997.33 |
| Sewers and Sewage Processing | 194,755.00 | Public Works | | Collected in 1985 | 63,528.38 |
| Garbage and Trash Disposal | 175,465.00 | Buildings and Grounds | | Cancelled, Abated or Adjusted 1985 | .74 |
| Public Buildings and Grounds | 38,050.00 | Library and Education | | Transfers to Tax Title Liens or Foreclosed | 230.60 |
| Other Public Works | 53,250.00 | Conservation | | Balance December 31, 1985 | 237.61 |
| HEALTH and WELFARE | | All Other | | TAX TITLE LIENS OUTSTANDING | |
| Health Services Except Environmental | 12,815.00 | CAPITAL DEBT AUTHORIZED, DECEMBER 31, 1985 | | Balance January 1, 1985 | 22,953.03 |
| Welfare-Public Assistance | 7,670.00 | ISSUED AND UNISSUED GROSS DEBT NET DEBT | | Transfer From Taxes | 6,521.68 |
| Hospitals, Clinics, First Aid | | School 585,000 | | Redeemed in 1985 | 8,395.62 |
| Animal, Insect, & Rodent Control | 14,110.00 | Self-liquidating 289,500 | | Cancelled, Abated or Adjusted (1985) | |
| Other Welfare Services | | Other 2,331,000 | | Transfers to Foreclosed Property | |
| RECREATION and CONSERVATION | | Total 3,205,500 | | Balance December 31, 1985 | 21,079.09 |
| Beaches and Boardwalks | | ISSUED AND OUTSTANDING | | PROPERTY ACQUIRED BY DEED OR | |
| Parks, Playgrounds, Shade Trees | 12,350.00 | School 585,000.00 | | FORECLOSURE | |
| Land Reclamation & Conservation | | Self-Liquidating 289,500.00 | | Balance January 1, 1985 | 10,070.00 |
| Other Recreational Services | 31,205.00 | Other 1,480,000.00 | | Transfers From Taxes or Liens | |
| EDUCATION (excluding schools) | | Total 2,354,500.00 | | Sale for Cash (1985) | |
| Libraries | 39,410.00 | EQUALIZED VALUATION BASIS | | Cancelled, Abated or Adjusted (1985) | |
| Other Educational Services | | FOR NET DEBT COMPUTATION | | Balance December 31, 1985 | 10,070.00 |
| STATUTORY EXPENDITURES | | REAL PROPERTY VALUATIONS | | CURRENT FINANCES DECEMBER 31, 1985 | |
| Pensions & F. I. C. A. | 144,600.00 | Code Class # of Parcels % VAL'N ASSESSED VALUATION | | ASSETS | |
| Employee Fringe Benefits | 85,100.00 | 1 Vacant Land 252 2.25 7,230,450.00 | | Cash Dec. 31, 1985 | 747,939.34 |
| Other Statutory Expenditures | 4,000.00 | 2 Residential 1652 22.58 72,430,750.00 | | Taxes Receivable | 73,753.78 |
| CETA And Other Public Employment Programs | | 3 Farm 66 .36 1,155,500.00 | | Tax Title Liens | 21,079.09 |
| MUNICIPAL FUNCTIONS TOTAL | 2,324,343.43 | 4a Commercial 60 2.04 6,541,400.00 | | Foreclosed Property | 10,070.00 |
| CAPITAL IMPROVEMENTS *MEMO* | 71,000.00 | 4b Industrial 15 72.69 233,214,600.00 | | Emergencies & Other Deferred Charges | 31,655.05 |
| DEBT SERVICE | | 4c Apartments 4 .08 241,000.00 | | State and Federal Aid Receivable | 2,393.68 |
| Principal Payments | | Total 2049 320,813,700.00 | | Other Receivables | 43,863.44 |
| Interest Payments | 40,175.00 | Land Area 9.44 Sq. Miles | | Total | 930,754.38 |
| DEFERRED CHARGES | 52,646.77 | Net Valuation Taxable-Municipal | | LIABILITIES, RESERVES, AND SURPLUS | |
| SCHOOL, COUNTY, SPECIAL DISTRICT TAXES | 5,097,910.69 | Net Valuation Taxable-County | | Cash Liabilities | 335,798.08 |
| RESERVE FOR UNCOLLECTED TAXES | 177,137.59 | State Equalized Valuation | | Reserves for Receivables | 148,766.31 |
| EXPENDITURES TOTAL | 7,692,213.48 | State Equalization Ratio | | Surplus Dec. 31, 1985 | 446,189.99 |
| | | | | Total | 930,754.38 |

2107

Population 1980 **1,738**
 Population 1985 **1,674**
 S & P Rating
 Moody Rating

General Tax Rate Per \$100.

3.89

State Equalized Tax Rate

2.24

GREENWICH TOWNSHIP – WARREN CO.

Form of Government:

Township Committee

Number of Members on Governing Body – 3

PER CAPITA:

Gross Debt **90.20**
 Net Debt **53.76**
 Debt Service **12.18**
 Total Tax Levy **714.36**
 Municipal Expenditures **277.62**

PER CENT:

Gross Debt **.29**
 Net Debt **.18**
 Tax Levy Collected **93.55**
 Tax Levy Cancelled, Abated or Adjusted **.02**

| EXPENDITURES | | REVENUES-REALIZED | | 1985 PROPERTY TAX | |
|---|---------------------|--|----------------------|--|--------------------------|
| GENERAL GOVERNMENT | | | | STATE EQUALIZED TAX RATE 1.34 | |
| Governing Body & Public Boards | | 1985 Property Taxes Collected | 1,118,837.95 | Local District School Taxes | 713,675.75 |
| Municipal Clerk | | 1985 Payments in Lieu of Taxes | | Regional & Consolidated School Tax | |
| Financial Administration | 7,850.00 | Delinquent Tax & Lien Collections | 58,287.67 | School Taxes in Municipal Budget | |
| Assessment of Taxes | 30,868.00 | Business Personalty Replacement Taxes | 29,662.36 | County Taxes | .71 375,799.30 |
| Collection of Taxes | 5,814.00 | Taxes from Public Utilities | 138,459.00 | County Library Taxes | .04 19,412.39 |
| Planning, Housing & Development | 10,490.00 | Other Miscellaneous Tax Revenues | | Local Municipal Purpose Taxes | .14 76,500.00 |
| Human Resources | | State Aid Revenues | 10,685.14 | Veteran & Senior Citizen Taxes | 20,550.00 |
| Elections | | Federal Aid Revenues | | Total Taxes for Rate Computation | 2.23 1,205,937.44 |
| General Administration (other) | 99,656.00 | State and Local Fiscal Assistance Act Utilized | 7,142.22 | Special District Taxes | |
| JUDICIARY | | Sale of Acquired Property | | Bank Corp. Taxes | 1,451.46 |
| Municipal Courts | 16,760.00 | Other Miscellaneous Revenues | 121,355.74 | Added and Omitted Taxes | 8,997.83 |
| PUBLIC SAFETY | | Total | 1,484,430.08 | Total Taxes Levied - ABSTRACT | 1,195,836.73 |
| Fire Protection | 12,600.00 | Prior Years Surplus Appropriated | 112,049.71 | Total Taxes Billed | 1,195,985.55 |
| Police Protection | 61,828.22 | REVENUES TOTAL | 1,596,479.79 | 1985 TAXES COLLECTED | 1,118,837.95 |
| Civil Defense & Disaster Control | 200.00 | Reserve For Uncollected Taxes | 85,237.50 | 1985 Taxes Cancelled, Abated or Adjusted | 192.70 |
| Environmental Inspection & Control | | CAPITAL OUTLAY TOTAL | 28,144.95 | Transfer to Tax Title Liens or Foreclosed | 136.15 |
| Other Public Safety | | Public Enterprises | | Balance Outstanding Dec. 31, 1985 | 76,818.75 |
| PUBLIC WORKS | | Recreation—Culture | | PRIOR YEARS TAXES OUTSTANDING | |
| Streets and Drainage | 51,700.00 | Public Works | 24,920.95 | Balance January 1, 1985 | 99,465.27 |
| Sewers and Sewage Processing | | Buildings and Grounds | 3,224.00 | Collected in 1985 | 58,287.67 |
| Garbage and Trash Disposal | 25,800.00 | Library and Education | | Cancelled, Abated or Adjusted 1985 | .10 |
| Public Buildings and Grounds | 4,800.00 | Conservation | | Transfers to Tax Title Liens or Foreclosed | |
| Other Public Works | | All Other | | Balance December 31, 1985 | 41,177.50 |
| HEALTH and WELFARE | | CAPITAL DEBT AUTHORIZED, DECEMBER 31, 1985 | | TAX TITLE LIENS OUTSTANDING | |
| Health Services Except Environmental | 300.00 | ISSUED AND UNISSUED GROSS DEBT NET DEBT | | Balance January 1, 1985 | 1,244.26 |
| Welfare-Public Assistance | 650.00 | School 61,000 | | Transfer From Taxes | 136.15 |
| Hospitals, Clinics, First Aid | | Self-liquidating 90,000 | 90,000 | Redeemed in 1985 | |
| Animal, Insect, & Rodent Control | | Other 151,000 | 90,000 | Cancelled, Abated or Adjusted (1985) | |
| Other Welfare Services | | Total 151,000 | 90,000 | Transfers to Foreclosed Property | |
| RECREATION and CONSERVATION | | ISSUED AND OUTSTANDING | | Balance December 31, 1985 | 1,380.41 |
| Beaches and Boardwalks | 100.00 | School 61,000.00 | | PROPERTY ACQUIRED BY DEED OR | |
| Parks, Playgrounds, Shade Trees | 850.00 | Self-Liquidating 90,000.00 | | FORECLOSURE | |
| Land Reclamation & Conservation | 3,500.00 | Other 151,000.00 | | Balance January 1, 1985 | |
| Other Recreational Services | | Total 151,000.00 | | Transfers From Taxes or Liens | |
| EDUCATION (excluding schools) | | EQUALIZED VALUATION BASIS FOR NET DEBT COMPUTATION | 51,390,093 | Sale for Cash (1985) | |
| Libraries | 555.00 | REAL PROPERTY VALUATIONS | | Cancelled, Abated or Adjusted (1985) | |
| Other Educational Services | 500.00 | Code Class # of Parcels % VAL'N | | Balance December 31, 1985 | |
| STATUTORY EXPENDITURES | | 1 Vacant Land 39 1.13 | 340,900.00 | CURRENT FINANCES DECEMBER 31, 1985 | |
| Pensions & F. I. C. A. | 12,400.00 | 2 Residential 490 67.88 | 20,546,400.00 | ASSETS | |
| Employee Fringe Benefits | 8,000.00 | 3 Farm 188 14.10 | 4,268,700.00 | Cash Dec. 31, 1985 | 555,082.38 |
| Other Statutory Expenditures | 900.00 | 4a Commercial 37 14.52 | 4,393,700.00 | Taxes Receivable | 117,996.25 |
| CETA And Other Public Employment Programs | | 4b Industrial 4 2.37 | 717,000.00 | Tax Title Liens | 1,380.41 |
| MUNICIPAL FUNCTIONS TOTAL | 356,121.22 | 4c Apartments | | Foreclosed Property | |
| CAPITAL IMPROVEMENTS *MEMO* | 23,500.00 | Total 758 | 30,266,700.00 | Emergencies & Other Deferred Charges | 37,000.00 |
| DEBT SERVICE | | Land Area 10.42 Sq. Miles | | State and Federal Aid Receivable | 1,184.50 |
| Principal Payments | 15,000.00 | Net Valuation Taxable-Municipal | 30,525,383 | Other Receivables | 1,121.23 |
| Interest Payments | 5,381.25 | Net Valuation Taxable-County | 54,883,071 | Total | 713,764.77 |
| DEFERRED CHARGES | 3,000.00 | State Equalized Valuation | 52,906,638 | LIABILITIES, RESERVES, AND SURPLUS | |
| SCHOOL, COUNTY, SPECIAL DISTRICT TAXES | 1,108,887.44 | State Equalization Ratio | 57.49 | Cash Liabilities | 427,974.32 |
| RESERVE FOR UNCOLLECTED TAXES | 85,237.50 | | | Reserves for Receivables | 120,497.89 |
| EXPENDITURES TOTAL | 1,573,627.41 | | | Surplus Dec. 31, 1985 | 165,292.56 |
| | | | | Total | 713,764.77 |

2.07

Number of Members on Governing Body – 6

| | |
|---|-------|
| Gross Debt | .29 |
| Net Debt | .25 |
| Tax Levy Collected | 94.12 |
| Tax Levy Cancelled, Abated or Adjusted | .25 |

1985/3000

*Includes County Health Service Taxes or County Vocational School Taxes. See Table 13.

0223
 Population 1980 **36,039**
 Population 1985 **35,294**
 S & P Rating **A+**
 Moody Rating **AA**
 General Tax Rate Per \$100. **4.99**
 State Equalized Tax Rate **2.71**

HACKENSACK CITY – BERGEN COUNTY
Form of Government:
Council-Manager (1923)
Number of Members on Governing Body – 5

PER CAPITA:
 Gross Debt **543.23**
 Net Debt **335.30**
 Debt Service **83.82**
 Total Tax Levy **1,013.42**
 Municipal Expenditures **670.95**
 PER CENT:
 Gross Debt **1.67**
 Net Debt **1.03**
 Tax Levy Collected **97.70**
 Tax Levy Cancelled, Abated or Adjusted **.52**

| EXPENDITURES | | REVENUES-REALIZED | | 1985 PROPERTY TAX | |
|---|----------------------|--|-----------------------|--|----------------------|
| GENERAL GOVERNMENT | | | | STATE EQUALIZED TAX RATE 1.22 | |
| Governing Body & Public Boards | | 1985 Property Taxes Collected | 34,608,490.25 | Local District School Taxes | 15,851,947.00 |
| Municipal Clerk | | 1985 Payments in Lieu of Taxes | 41,203.04 | Regional & Consolidated School Tax | |
| Financial Administration | 235,800.00 | Delinquent Tax & Lien Collections | 849,355.60 | School Taxes in Municipal Budget | .10 |
| Assessment of Taxes | 666,100.00 | Business Personalty Replacement Taxes | 1,404,865.00 | County Taxes | .36 |
| Collection of Taxes | 119,100.00 | Taxes from Public Utilities | 2,419,926.00 | County Library Taxes | |
| Planning, Housing & Development | 108,735.00 | Other Miscellaneous Tax Revenues | | Local Municipal Purpose Taxes | 1.03 |
| Human Resources | | State Aid Revenues | 373,938.33 | Veteran & Senior Citizen Taxes | |
| Elections | 19,700.00 | Federal Aid Revenues | | Total Taxes for Rate Computation | 2.71 |
| General Administration (other) | 1,523,246.86 | State and Local Fiscal Assistance Act Utilized | 590,784.97 | Special District Taxes | |
| JUDICIARY | | Sale of Acquired Property | | Bank Corp. Taxes | 362,561.19 |
| Municipal Courts | 287,150.00 | Other Miscellaneous Revenues | 2,513,944.04 | Added and Omitted Taxes | 94,148.51 |
| PUBLIC SAFETY | | Total | 42,802,507.23 | Total Taxes Levied - ABSTRACT | 35,767,623.91 |
| Fire Protection | 3,518,824.00 | Prior Years Surplus Appropriated | 2,200,000.00 | Total Taxes Billed | 35,421,998.22 |
| Police Protection | 4,191,884.88 | REVENUES TOTAL | 45,002,507.23 | 1985 TAXES COLLECTED | 34,608,490.25 |
| Civil Defense & Disaster Control | 1,400.00 | Reserve For Uncollected Taxes | 2,024,095.06 | 1985 Taxes Cancelled, Abated or Adjusted | 183,020.28 |
| Environmental Inspection & Control | 202,550.00 | CAPITAL OUTLAY TOTAL | 1,258,299.34 | Transfer to Tax Title Liens or Foreclosed | 10,933.09 |
| Other Public Safety | | | | Balance Outstanding Dec. 31, 1985 | 619,554.60 |
| PUBLIC WORKS | | | | PRIOR YEARS TAXES OUTSTANDING | |
| Streets and Drainage | 913,900.00 | Public Enterprises | 146.16 | Balance January 1, 1985 | 984,227.08 |
| Sewers and Sewage Processing | 1,308,442.90 | Recreation—Culture | | Collected in 1985 | 846,735.13 |
| Garbage and Trash Disposal | 993,255.00 | Public Works | 631,267.54 | Cancelled, Abated or Adjusted 1985 | 134,223.46 |
| Public Buildings and Grounds | 767,600.00 | Buildings and Grounds | 373,718.17 | Transfers to Tax Title Liens or Foreclosed | 3,268.49 |
| Other Public Works | 20,000.00 | Library and Education | 253,167.47 | Balance December 31, 1985 | |
| HEALTH and WELFARE | | Conservation | | TAX TITLE LIENS OUTSTANDING | |
| Health Services Except Environmental | 243,629.00 | All Other | | Balance January 1, 1985 | 25,406.19 |
| Welfare-Public Assistance | 123,300.00 | CAPITAL DEBT AUTHORIZED, DECEMBER 31, 1985 | | Transfer From Taxes | 14,868.46 |
| Hospitals, Clinics, First Aid | 27,200.00 | ISSUED AND UNISSUED | | Redeemed in 1985 | 2,620.47 |
| Animal, Insect, & Rodent Control | 19,500.00 | School | 6,409,674 | Cancelled, Abated or Adjusted (1985) | |
| Other Welfare Services | | Self-liquidating | 929,000 | Transfers to Foreclosed Property | |
| RECREATION and CONSERVATION | | Other | 11,834,053 | Balance December 31, 1985 | 37,654.18 |
| Beaches and Boardwalks | | Total | 19,172,727 | PROPERTY ACQUIRED BY DEED OR | |
| Parks, Playgrounds, Shade Trees | 282,400.00 | ISSUED AND OUTSTANDING | | FORECLOSURE | |
| Land Reclamation & Conservation | | School | 5,968,000.00 | Balance January 1, 1985 | 31,350.00 |
| Other Recreational Services | 74,500.00 | Self-Liquidating | 799,000.00 | Transfers From Taxes or Liens | |
| EDUCATION (excluding schools) | | Other | 8,711,000.00 | Sale for Cash (1985) | |
| Libraries | 655,000.00 | Total | 15,478,000.00 | Cancelled, Abated or Adjusted (1985) | |
| Other Educational Services | | EQUALIZED VALUATION BASIS | | Balance December 31, 1985 | 31,350.00 |
| STATUTORY EXPENDITURES | | FOR NET DEBT COMPUTATION | 1,144,693,132 | CURRENT FINANCES DECEMBER 31, 1985 | |
| Pensions & F. I. C. A. | 1,166,215.03 | REAL PROPERTY VALUATIONS | | ASSETS | |
| Employee Fringe Benefits | 923,050.45 | Code Class # of Parcels % VAL'N | | Cash Dec. 31, 1985 | 8,456,347.97 |
| Other Statutory Expenditures | | 1 Vacant Land 455 1.76 | 12,173,800.00 | Taxes Receivable | 619,554.60 |
| CETA And Other Public Employment Programs | | 2 Residential 5960 40.26 | 278,220,500.00 | Tax Title Liens | 37,654.18 |
| MUNICIPAL FUNCTIONS | 18,392,483.12 | 3 Farm | | Foreclosed Property | 31,350.00 |
| CAPITAL IMPROVEMENTS *MEMO* | 200,000.00 | 4a Commercial 1014 27.87 | 192,609,600.00 | Emergencies & Other Deferred Charges | 627,000.00 |
| DEBT SERVICE | | 4b Industrial 248 9.66 | 66,785,300.00 | State and Federal Aid Receivable | 7,689.28 |
| Principal Payments | 1,965,000.00 | 4c Apartments 204 20.45 | 141,333,600.00 | Other Receivables | |
| Interest Payments | 993,190.61 | Total 7881 | 691,122,800.00 | Total | 9,779,596.03 |
| TYPE I SCHL DEBT *MEMO | 1,347,229.33 | Land Area 4.00 Sq. Miles | 707,972,940 | LIABILITIES, RESERVES, AND SURPLUS | |
| DEFERRED CHARGES | 305,593.83 | Net Valuation Taxable-Municipal | 1,186,924,236 | Cash Liabilities | 4,586,895.15 |
| SCHOOL, COUNTY, SPECIAL DISTRICT TAXES | 21,947,220.98 | Net Valuation Taxable-County | 1,288,526,188 | Reserves for Receivables | 688,558.78 |
| RESERVE FOR UNCOLLECTED TAXES | 2,024,095.06 | State Equalized Valuation | 54.35 | Surplus Dec. 31, 1985 | 4,504,142.10 |
| EXPENDITURES TOTAL | 45,627,583.60 | State Equalization Ratio | | Total | 9,779,596.03 |

2108
 Population 1980 **8,850**
 Population 1985 **9,046**
 S & P Rating
 Moody Rating **A**

General Tax Rate Per \$100. **2.76**
 State Equalized Tax Rate **2.49**

HACKETTSTOWN TOWN - WARREN CO.
Form of Government:
Special Charter (P.L. 1970 c. 206)
Number of Members on Governing Body - 6

PER CAPITA:
 Gross Debt **235.46**
 Net Debt **56.82**
 Debt Service **9.21**
 Total Tax Levy **673.48**
 Municipal Expenditures **342.98**
 PER CENT:
 Gross Debt **1.00**
 Net Debt **.24**
 Tax Levy Collected **97.01**
 Tax Levy Cancelled, Abated or Adjusted

| EXPENDITURES | | REVENUES-REALIZED | | 1985 PROPERTY TAX | |
|--|---------------------|--|-----------------------|---|---------------------|
| GENERAL GOVERNMENT | | | | STATE EQUALIZED TAX RATE → 1.32 | |
| Governing Body & Public Boards | | 1985 Property Taxes Collected | 5,890,432.68 | Local District School Taxes | 3,130,755.82 |
| Municipal Clerk | 15,179.05 | 1985 Payments in Lieu of Taxes | | Regional & Consolidated School Tax | |
| Financial Administration | 78,034.62 | Delinquent Tax & Lien Collections | 181,588.07 | School Taxes in Municipal Budget | |
| Assessment of Taxes | 16,376.40 | Business Personalty Replacement Taxes | 211,688.88 | County Taxes | 1,540,810.02 |
| Collection of Taxes | 116,179.05 | Taxes from Public Utilities | 419,443.00 | County Library Taxes | |
| Planning, Housing & Development | | Other Miscellaneous Tax Revenues | | Local Municipal Purpose Taxes | 1,236,579.57 |
| Human Resources | | State Aid Revenues | 345,497.03 | Veteran & Senior Citizen Taxes | 61,950.00 |
| Elections | | Federal Aid Revenues | | Total Taxes for Rate Computation | 5,970,095.41 |
| General Administration (other) | 281,379.78 | State and Local Fiscal Assistance Act Utilized | 69,159.79 | Special District Taxes | |
| JUDICIARY | | Sale of Acquired Property | | Bank Corp. Taxes | 37,217.71 |
| Municipal Courts | 27,133.56 | Other Miscellaneous Revenues | 285,431.14 | Added and Omitted Taxes | 146,923.08 |
| PUBLIC SAFETY | | Total | 7,403,240.59 | Total Taxes Levied - ABSTRACT | 6,092,286.20 |
| Fire Protection | 57,752.97 | Prior Years Surplus Appropriated | 391,000.00 | Total Taxes Billed | 6,071,861.39 |
| Police Protection | 761,468.05 | REVENUES | 7,794,240.59 | 1985 TAXES COLLECTED | 5,890,432.68 |
| Civil Defense & Disaster Control | 189.71 | Reserve For Uncollected Taxes | 386,240.73 | 1985 Taxes Cancelled, Abated or Adjusted | 69.00 |
| Environmental Inspection & Control | 58,760.63 | CAPITAL OUTLAY | 9,400.77 | Transfer to Tax Title Liens or Foreclosed | 13.80 |
| Other Public Safety | | Total | 9,400.77 | Balance Outstanding Dec. 31, 1985 | 181,345.91 |
| PUBLIC WORKS | | | | PRIOR YEARS TAXES OUTSTANDING | |
| Streets and Drainage | 520,029.59 | Public Enterprises | | Balance January 1, 1985 | 155,742.58 |
| Sewers and Sewage Processing | 49,789.00 | Recreation—Culture | 9,400.77 | Collected in 1985 | 155,742.58 |
| Garbage and Trash Disposal | 95,950.00 | Public Works | | Cancelled, Abated or Adjusted 1985 | |
| Public Buildings and Grounds | | Buildings and Grounds | | Transfers to Tax Title Liens or Foreclosed | |
| Other Public Works | | Library and Education | | Balance December 31, 1985 | |
| HEALTH and WELFARE | | Conservation | | TAX TITLE LIENS OUTSTANDING | |
| Health Services Except Environmental | 5,068.42 | All Other | | Balance January 1, 1985 | 26,174.38 |
| Welfare-Public Assistance | 1,859.80 | CAPITAL DEBT AUTHORIZED, DECEMBER 31, 1985 | | Transfer From Taxes | 13.80 |
| Hospitals, Clinics, First Aid | 5,000.00 | ISSUED AND UNISSUED | | Redeemed in 1985 | 25,845.49 |
| Animal, Insect, & Rodent Control | | School | 1,616,000 | Cancelled, Abated or Adjusted (1985) | |
| Other Welfare Services | | Self-liquidating | | Transfers to Foreclosed Property | |
| RECREATION and CONSERVATION | | Other | 514,000 | Balance December 31, 1985 | 342.69 |
| Beaches and Boardwalks | 40,000.00 | Total | 2,130,000 | PROPERTY ACQUIRED BY DEED OR FORECLOSURE | |
| Parks, Playgrounds, Shade Trees | 8,665.83 | ISSUED AND OUTSTANDING | | Balance January 1, 1985 | 10,300.00 |
| Land Reclamation & Conservation | 94,798.02 | School | 1,616,000.00 | Transfers From Taxes or Liens | |
| Other Recreational Services | | Self-Liquidating | | Sale for Cash (1985) | |
| EDUCATION (excluding schools) | | Other | 514,000.00 | Cancelled, Abated or Adjusted (1985) | |
| Libraries | 107,274.79 | Total | 2,130,000.00 | Balance December 31, 1985 | 10,300.00 |
| Other Educational Services | | EQUALIZED VALUATION BASIS | | CURRENT FINANCES DECEMBER 31, 1985 | |
| STATUTORY EXPENDITURES | | FOR NET DEBT COMPUTATION | 211,978,833 | ASSETS | |
| Pensions & F. I. C. A. | 182,044.39 | REAL PROPERTY VALUATIONS | | Cash Dec. 31, 1985 | 2,353,105.19 |
| Employee Fringe Benefits | 82,645.69 | Code Class # of Parcels % VAL'N | | Taxes Receivable | 181,345.91 |
| Other Statutory Expenditures | 4,000.00 | 1 Vacant Land 117 2.97 | 6,251,150.00 | Tax Title Liens | 342.69 |
| CETA And Other Public Employment Programs | | 2 Residential 1902 61.99 | 130,535,125.00 | Foreclosed Property | 10,300.00 |
| MUNICIPAL FUNCTIONS | | 3 Farm 4 .04 | 84,800.00 | Emergencies & Other Deferred Charges | 64,572.36 |
| CAPITAL IMPROVEMENTS *MEMO* | 6,000.00 | 4a Commercial 224 16.97 | 35,740,550.00 | State and Federal Aid Receivable | 3,751.03 |
| DEBT SERVICE | | 4b Industrial 16 12.27 | 25,829,900.00 | Other Receivables | 138,247.13 |
| Principal Payments | 60,000.00 | 4c Apartments 26 5.76 | 12,131,300.00 | Total | 2,751,664.31 |
| Interest Payments | 23,293.97 | Total 2289 | 210,572,825.00 | LIABILITIES, RESERVES, AND SURPLUS | |
| DEFERRED CHARGES | 23,483.50 | Land Area 3.60 Sq. Miles | | Cash Liabilities | 1,816,336.77 |
| SCHOOL, COUNTY, SPECIAL DISTRICT TAXES | 4,671,565.84 | Net Valuation Taxable-Municipal | 214,671,678 | Reserves for Receivables | 204,372.73 |
| RESERVE FOR UNCOLLECTED TAXES | 386,240.73 | Net Valuation Taxable-County | 224,687,458 | Surplus Dec. 31, 1985 | 730,954.81 |
| EXPENDITURES | | State Equalized Valuation | 237,602,129 | Total | 2,751,664.31 |
| TOTAL | 7,774,163.39 | State Equalization Ratio | 90.18 | | |

0416
Population 1980 15,875
Population 1985 15,977
S & P Rating
Moody Rating A

General Tax Rate Per \$100. 4.62
State Equalized Tax Rate 3.02

HADDON TOWNSHIP – CAMDEN COUNTY
Form of Government:
Commission (1911)
Number of Members on Governing Body – 3

PER CAPITA:
Gross Debt 338.46
Net Debt 205.21
Debt Service 25.55
Total Tax Levy 640.64
Municipal Expenditures 228.44

PER CENT:
Gross Debt 1.65
Net Debt 1.00
Tax Levy Collected 97.03
Tax Levy Cancelled, Abated or Adjusted .01

| EXPENDITURES | | REVENUES-REALIZED | | 1985 PROPERTY TAX | |
|---|---------------|--|---------------|--|--------------------|
| GENERAL GOVERNMENT | | | | STATE EQUALIZED TAX RATE | |
| Governing Body & Public Boards | | | | Local District School Taxes | 1.41 4,884,938.83 |
| Municipal Clerk | | | | Regional & Consolidated School Tax | |
| Financial Administration | 32,695.00 | 1985 Property Taxes Collected | 10,418,504.11 | School Taxes in Municipal Budget | |
| Assessment of Taxes | | 1985 Payments in Lieu of Taxes | | County Taxes | 1.11 3,834,491.87 |
| Collection of Taxes | 62,360.00 | Delinquent Tax & Lien Collections | 247,922.49 | County Library Taxes | .03 92,216.20 |
| Planning, Housing & Development | 18,891.00 | Business Personalty Replacement Taxes | 111,167.76 | Local Municipal Purpose Taxes | .48 1,650,000.00 |
| Human Resources | 84.00 | Taxes from Public Utilities | 870,897.00 | Veteran & Senior Citizen Taxes | |
| Elections | 9,464.00 | Other Miscellaneous Tax Revenues | | Total Taxes for Rate Computation | 3.03 10,700,046.90 |
| General Administration (other) | 256,926.00 | State Aid Revenues | 260,390.12 | Special District Taxes | -249,497.89 |
| JUDICIARY | | Federal Aid Revenues | | Bank Corp. Taxes | 1,740.38 |
| Municipal Courts | 32,295.00 | State and Local Fiscal Assistance Act Utilized | 27,479.31 | Added and Omitted Taxes | 21,683.38 |
| PUBLIC SAFETY | | Sale of Acquired Property | | Total Taxes Levied - ABSTRACT | 10,235,572.77 |
| Fire Protection | 14,287.00 | Other Miscellaneous Revenues | 527,578.98 | Total Taxes Billed | 10,737,806.14 |
| Police Protection | 927,471.00 | Total | 12,463,939.77 | 1985 TAXES COLLECTED | 10,418,504.11 |
| Civil Defense & Disaster Control | 2,734.00 | Prior Years Surplus Appropriated | 175,000.00 | 1985 Taxes Cancelled, Abated or Adjusted | 871.44 |
| Environmental Inspection & Control | 66,141.00 | REVENUES TOTAL | 12,638,939.77 | Transfer to Tax Title Liens or Foreclosed | |
| Other Public Safety | | Reserve For Uncollected Taxes | 428,045.31 | Balance Outstanding Dec. 31, 1985 | 318,430.59 |
| PUBLIC WORKS | | CAPITAL OUTLAY TOTAL | 643,049.07 | PRIOR YEARS TAXES OUTSTANDING | |
| Streets and Drainage | 440,526.94 | Public Enterprises | 221,756.81 | Balance January 1, 1985 | 243,398.08 |
| Sewers and Sewage Processing | | Recreation—Culture | | Collected in 1985 | 235,925.97 |
| Garbage and Trash Disposal | 481,271.00 | Public Works | 421,292.26 | Cancelled, Abated or Adjusted 1985 | 250.00 |
| Public Buildings and Grounds | 55,014.00 | Buildings and Grounds | | Transfers to Tax Title Liens or Foreclosed | 7,222.11 |
| Other Public Works | 47,765.00 | Library and Education | | Balance December 31, 1985 | |
| HEALTH and WELFARE | | Conservation | | TAX TITLE LIENS OUTSTANDING | |
| Health Services Except Environmental | 1,605.00 | All Other | | Balance January 1, 1985 | 22,602.89 |
| Welfare-Public Assistance | 7,910.00 | | | Transfer From Taxes | 7,222.11 |
| Hospitals, Clinics, First Aid | | CAPITAL DEBT AUTHORIZED, DECEMBER 31, 1985 | | Redeemed in 1985 | 11,996.52 |
| Animal, Insect, & Rodent Control | | ISSUED AND UNISSUED | | Cancelled, Abated or Adjusted (1985) | |
| Other Welfare Services | | School | 1,392,333 | Transfers to Foreclosed Property | |
| RECREATION and CONSERVATION | | Self-liquidating | 1,374,600 | Balance December 31, 1985 | 17,828.48 |
| Beaches and Boardwalks | | Other | 2,640,580 | PROPERTY ACQUIRED BY DEED OR | |
| Parks, Playgrounds, Shade Trees | | Total | 5,407,514 | FORECLOSURE | |
| Land Reclamation & Conservation | 7,300.00 | | | Balance January 1, 1985 | 39,660.00 |
| Other Recreational Services | 23,674.00 | ISSUED AND OUTSTANDING | | Transfers From Taxes or Liens | |
| EDUCATION (excluding schools) | | School | 1,115,000.00 | Sale for Cash (1985) | |
| Libraries | 3,600.00 | Self-Liquidating | 1,119,600.00 | Cancelled, Abated or Adjusted (1985) | |
| Other Educational Services | 1,000.00 | Other | 2,616,000.00 | Balance December 31, 1985 | 39,660.00 |
| STATUTORY EXPENDITURES | | Total | 4,850,600.00 | CURRENT FINANCES DECEMBER 31, 1985 | |
| Pensions & F. I. C. A. | 225,921.68 | EQUALIZED VALUATION BASIS | | ASSETS | |
| Employee Fringe Benefits | 75,000.00 | FOR NET DEBT COMPUTATION | 327,514,162 | Cash Dec. 31, 1985 | 671,249.42 |
| Other Statutory Expenditures | 1,500.00 | REAL PROPERTY VALUATIONS | | Taxes Receivable | 318,430.59 |
| CETA And Other Public Employment Programs | | Code Class # of Parcels % VAL'N | | Tax Title Liens | 17,828.48 |
| MUNICIPAL FUNCTIONS TOTAL | 2,795,435.62 | 1 Vacant Land 205 .77 | | Foreclosed Property | 39,660.00 |
| CAPITAL IMPROVEMENTS *MEMO* | 15,000.00 | 2 Residential 4630 79.30 | | Emergencies & Other Deferred Charges | 125,440.67 |
| DEBT SERVICE | | 3 Farm | | State and Federal Aid Receivable | 30,000.00 |
| Principal Payments | 221,000.00 | 4a Commercial 286 13.96 | | Other Receivables | 198,515.45 |
| Interest Payments | 187,211.86 | 4b Industrial 26 .87 | | Total | 1,401,124.61 |
| DEFERRED CHARGES | 18,109.07 | 4c Apartments 17 5.08 | | LIABILITIES, RESERVES, AND SURPLUS | |
| SCHOOL, COUNTY, SPECIAL DISTRICT TAXES | 8,562,149.01 | Total 5164 | | Cash Liabilities | 413,212.11 |
| RESERVE FOR UNCOLLECTED TAXES | 428,045.31 | Land Area 2.69 Sq. Miles | | Reserves for Receivables | 574,434.52 |
| EXPENDITURES TOTAL | 12,211,950.87 | Net Valuation Taxable-Municipal | 226,550,316 | Surplus Dec. 31, 1985 | 413,477.98 |
| | | Net Valuation Taxable-County | 338,878,322 | Total | 1,401,124.61 |
| | | State Equalized Valuation | 345,746,473 | | |
| | | State Equalization Ratio | 65.42 | | |

0418
Population 1980 8,361
Population 1985 8,214
S & P Rating
Moody Rating A1

General Tax Rate Per \$100. 5.97
State Equalized Tax Rate 2.98

HADDON HEIGHTS BORO. - CAMDEN CO.
Form of Government:
Borough Council
Number of Members on Governing Body - 6

PER CAPITA:
Gross Debt 195.79
Net Debt 195.79
Debt Service 28.99
Total Tax Levy 742.63
Municipal Expenditures 323.19

PER CENT:
Gross Debt .85
Net Debt .85
Tax Levy Collected 98.76
Tax Levy Cancelled, Abated or Adjusted .04

| EXPENDITURES | | REVENUES-REALIZED | | 1985 PROPERTY TAX | |
|---|--------------|--|----------------|--|-------------------|
| GENERAL GOVERNMENT | | | | STATE EQUALIZED TAX RATE | |
| Governing Body & Public Boards | 7,223.00 | 1985 Property Taxes Collected | 6,008,181.60 | Local District School Taxes | 1.35 2,747,180.00 |
| Municipal Clerk | | 1985 Payments in Lieu of Taxes | 10,000.00 | Regional & Consolidated School Tax | |
| Financial Administration | 15,000.00 | Delinquent Tax & Lien Collections | 88,192.47 | School Taxes in Municipal Budget | |
| Assessment of Taxes | 85,710.70 | Business Personalty Replacement Taxes | 45,422.64 | County Taxes | 1.09 2,219,643.45 |
| Collection of Taxes | 27,684.00 | Taxes from Public Utilities | 610,921.00 | County Library Taxes | |
| Planning, Housing & Development | 47,525.76 | Other Miscellaneous Tax Revenues | | Local Municipal Purpose Taxes | .54 1,110,000.00 |
| Human Resources | | State Aid Revenues | 115,016.94 | Veteran & Senior Citizen Taxes | 120,250.00 |
| Elections | | Federal Aid Revenues | | Total Taxes for Rate Computation | 2.98 6,197,073.45 |
| General Administration (other) | 213,474.14 | State and Local Fiscal Assistance Act Utilized | 32,748.00 | Special District Taxes | |
| JUDICIARY | | Sale of Acquired Property | | Bank Corp. Taxes | 18,082.44 |
| Municipal Courts | 23,991.00 | Other Miscellaneous Revenues | 387,286.27 | Added and Omitted Taxes | 5,027.89 |
| PUBLIC SAFETY | | Total | 7,297,768.92 | Total Taxes Levied - ABSTRACT | 6,099,933.78 |
| Fire Protection | 76,277.00 | Prior Years Surplus Appropriated | 222,000.00 | Total Taxes Billed | 6,083,630.41 |
| Police Protection | 538,261.45 | REVENUES TOTAL | 7,519,768.92 | 1985 TAXES COLLECTED | 6,008,181.60 |
| Civil Defense & Disaster Control | 1,535.00 | Reserve for Uncollected Taxes | 140,473.25 | 1985 Taxes Cancelled, Abated or Adjusted | 2,576.92 |
| Environmental Inspection & Control | 7,520.58 | | | Transfer to Tax Title Liens or Foreclosed | |
| Other Public Safety | | CAPITAL OUTLAY TOTAL | 252,430.61 | Balance Outstanding Dec. 31, 1985 | 72,871.89 |
| PUBLIC WORKS | | | | PRIOR YEARS TAXES OUTSTANDING | |
| Streets and Drainage | 279,484.15 | Public Enterprises | | Balance January 1, 1985 | 90,870.79 |
| Sewers and Sewage Processing | 294,923.59 | Recreation—Culture | 3,564.52 | Collected in 1985 | 88,192.47 |
| Garbage and Trash Disposal | 297,837.00 | Public Works | 212,004.20 | Cancelled, Abated or Adjusted 1985 | |
| Public Buildings and Grounds | 31,799.92 | Buildings and Grounds | 25,867.28 | Transfers to Tax Title Liens or Foreclosed | |
| Other Public Works | | Library and Education | 10,994.61 | Balance December 31, 1985 | 2,678.32 |
| HEALTH and WELFARE | | Conservation | | TAX TITLE LIENS OUTSTANDING | |
| Health Services Except Environmental | 1,365.06 | All Other | | Balance January 1, 1985 | |
| Welfare-Public Assistance | 2,874.00 | | | Transfer From Taxes | |
| Hospitals, Clinics, First Aid | | CAPITAL DEBT AUTHORIZED, DECEMBER 31, 1985 | | Redeemed in 1985 | |
| Animal, Insect, & Rodent Control | | ISSUED AND UNISSUED | | Cancelled, Abated or Adjusted (1985) | |
| Other Welfare Services | | School | | Transfers to Foreclosed Property | |
| RECREATION and CONSERVATION | | Self-Liquidating | | Balance December 31, 1985 | |
| Beaches and Boardwalks | | Other | 1,608,246 | PROPERTY ACQUIRED BY DEED OR | |
| Parks, Playgrounds, Shade Trees | | Total | 1,608,246 | FORECLOSURE | |
| Land Reclamation & Conservation | | | | Balance January 1, 1985 | 28,550.00 |
| Other Recreational Services | 2,500.00 | ISSUED AND OUTSTANDING | | Transfers From Taxes or Liens | |
| EDUCATION (excluding schools) | | School | | Sale for Cash (1985) | |
| Libraries | 65,711.00 | Self-Liquidating | | Cancelled, Abated or Adjusted (1985) | |
| Other Educational Services | | Other | 1,225,196.00 | Balance December 31, 1985 | 28,550.00 |
| STATUTORY EXPENDITURES | | Total | 1,225,196.00 | CURRENT FINANCES DECEMBER 31, 1985 | |
| Pensions & F. I. C. A. | 168,237.53 | EQUALIZED VALUATION BASIS | | ASSETS | |
| Employee Fringe Benefits | 63,932.00 | FOR NET DEBT COMPUTATION | 189,632,685 | Cash Dec. 31, 1985 | 734,199.55 |
| Other Statutory Expenditures | 2,000.00 | REAL PROPERTY VALUATIONS | | Taxes Receivable | 75,550.21 |
| CETA And Other Public Employment Programs | | Code Class # of Parcels % VAL'N | | Tax Title Liens | |
| MUNICIPAL FUNCTIONS TOTAL | 2,268,401.65 | 1 Vacant Land 48 .35 | 357,700.00 | Foreclosed Property | 28,550.00 |
| CAPITAL IMPROVEMENTS *MEMO* | 6,000.00 | 2 Residential 2536 87.69 | 88,644,600.00 | Emergencies & Other Deferred Charges | 157,448.90 |
| DEBT SERVICE | | 3 Farm | | State and Federal Aid Receivable | |
| Principal Payments | 152,100.00 | 4a Commercial 91 9.80 | 9,908,800.00 | Other Receivables | 16,567.39 |
| Interest Payments | 86,036.35 | 4b Industrial 3 .24 | 246,800.00 | Total | 1,012,316.05 |
| | | 4c Apartments 13 1.92 | 1,936,400.00 | LIABILITIES, RESERVES, AND SURPLUS | |
| | | Total 2691 | 101,094,300.00 | Cash Liabilities | 250,131.00 |
| DEFERRED CHARGES | 7,648.00 | Land Area 1.58 Sq. Miles | | Reserves for Receivables | 120,667.60 |
| SCHOOL, COUNTY, SPECIAL DISTRICT TAXES | 4,966,823.45 | Net Valuation Taxable-Municipal | 101,785,043 | Surplus Dec. 31, 1985 | 641,517.45 |
| RESERVE FOR UNCOLLECTED TAXES | 140,473.25 | Net Valuation Taxable-County | 192,025,825 | Total | 1,012,316.05 |
| EXPENDITURES TOTAL | 7,621,482.70 | State Equalized Valuation | 203,291,111 | | |
| | | State Equalization Ratio | 49.90 | | |

0417

Population 1980 **12,337**
 Population 1985 **12,063**
 S & P Rating
 Moody Rating

General Tax Rate Per \$100.

3.13

State Equalized Tax Rate

2.74**HADDONFIELD BORO. - CAMDEN COUNTY****Form of Government:****Commission (1911)****Number of Members on Governing Body - 3****PER CAPITA:**

Gross Debt **335.85**
 Net Debt **54.96**
 Debt Service **20.52**
 Total Tax Levy **1,168.79**
 Municipal Expenditures **360.62**

PER CENT:

Gross Debt **.87**
 Net Debt **.14**
 Tax Levy Collected **97.91**
 Tax Levy Cancelled, Abated or Adjusted **.03**

| EXPENDITURES | | REVENUES-REALIZED | | 1985 PROPERTY TAX | |
|---|----------------------|--|-----------------------|---|----------------------|
| GENERAL GOVERNMENT | | | | STATE EQUALIZED TAX RATE 1.32 | |
| Governing Body & Public Boards | | 1985 Property Taxes Collected | 13,743,733.09 | Local District School Taxes | 6,725,838.00 |
| Municipal Clerk | | 1985 Payments in Lieu of Taxes | | Regional & Consolidated School Tax | |
| Financial Administration | 120,549.90 | Delinquent Tax & Lien Collections | 255,327.09 | School Taxes in Municipal Budget | |
| Assessment of Taxes | 26,814.54 | Business Personalty Replacement Taxes | 109,677.92 | County Taxes | 1.08 |
| Collection of Taxes | 70,654.05 | Taxes from Public Utilities | 765,793.00 | County Library Taxes | |
| Planning, Housing & Development | 16,410.58 | Other Miscellaneous Tax Revenues | | Local Municipal Purpose Taxes | .34 |
| Human Resources | | State Aid Revenues | 199,959.94 | Veteran & Senior Citizen Taxes | |
| Elections | 11,681.94 | Federal Aid Revenues | | Total Taxes for Rate Computation | 2.74 |
| General Administration (other) | 233,364.51 | State and Local Fiscal Assistance Act Utilized | 53,450.00 | Special District Taxes | |
| JUDICIARY | | Sale of Acquired Property | | Bank Corp. Taxes | 69,883.46 |
| Municipal Courts | 67,091.68 | Other Miscellaneous Revenues | 976,641.21 | Added and Omitted Taxes | 70,794.75 |
| PUBLIC SAFETY | | Total | 16,104,582.25 | Total Taxes Levied - ABSTRACT | 14,099,096.99 |
| Fire Protection | 224,049.12 | Prior Years Surplus Appropriated | 990,000.00 | Total Taxes Billed | 14,037,824.23 |
| Police Protection | 894,553.18 | REVENUES | 17,094,582.25 | 1985 TAXES COLLECTED | 13,743,733.09 |
| Civil Defense & Disaster Control | 310.19 | Reserve For Uncollected Taxes | 421,421.23 | 1985 Taxes Cancelled, Abated or Adjusted | 4,898.20 |
| Environmental Inspection & Control | 44,390.15 | CAPITAL OUTLAY | 564,110.16 | Transfer to Tax Title Liens or Foreclosed | 22,678.43 |
| Other Public Safety | | Total | 564,110.16 | Balance Outstanding Dec. 31, 1985 | 266,514.51 |
| PUBLIC WORKS | | Public Enterprises | 313,420.65 | PRIOR YEARS TAXES OUTSTANDING | |
| Streets and Drainage | 314,467.13 | Recreation—Culture | | Balance January 1, 1985 | 283,233.76 |
| Sewers and Sewage Processing | 8,000.00 | Public Works | 246,130.24 | Collected in 1985 | 251,124.68 |
| Garbage and Trash Disposal | 531,079.51 | Buildings and Grounds | 36.27 | Cancelled, Abated or Adjusted 1985 | 7,527.13 |
| Public Buildings and Grounds | 183,855.64 | Library and Education | 4,523.00 | Transfers to Tax Title Liens or Foreclosed | 15,149.01 |
| Other Public Works | 22,147.43 | Conservation | | Balance December 31, 1985 | 9,432.94 |
| HEALTH and WELFARE | | All Other | | TAX TITLE LIENS OUTSTANDING | |
| Health Services Except Environmental | 35,645.58 | CAPITAL DEBT AUTHORIZED, DECEMBER 31, 1985 | | Balance January 1, 1985 | 32,882.77 |
| Welfare-Public Assistance | 4,563.96 | ISSUED AND UNISSUED | | Transfer From Taxes | 41,571.05 |
| Hospitals, Clinics, First Aid | 320.00 | School | 1,977,000 | Redeemed in 1985 | 4,202.41 |
| Animal, Insect, & Rodent Control | | Self-liquidating | 1,405,850 | Cancelled, Abated or Adjusted (1985) | |
| Other Welfare Services | | Other | 668,470 | Transfers to Foreclosed Property | |
| RECREATION and CONSERVATION | | Total | 4,051,320 | Balance December 31, 1985 | 70,251.41 |
| Beaches and Boardwalks | | ISSUED AND OUTSTANDING | | PROPERTY ACQUIRED BY DEED OR FORECLOSURE | |
| Parks, Playgrounds, Shade Trees | 69,645.07 | School | 1,977,000.00 | Balance January 1, 1985 | 24,300.00 |
| Land Reclamation & Conservation | 5,127.22 | Self-Liquidating | 1,405,850.00 | Transfers From Taxes or Liens | |
| Other Recreational Services | 81,769.16 | Other | 635,631.00 | Sale for Cash (1985) | |
| EDUCATION (excluding schools) | | Total | 4,018,481.00 | Cancelled, Abated or Adjusted (1985) | |
| Libraries | 253,579.00 | EQUALIZED VALUATION BASIS | | Balance December 31, 1985 | 24,300.00 |
| Other Educational Services | | FOR NET DEBT COMPUTATION | 463,145,673 | CURRENT FINANCES DECEMBER 31, 1985 | |
| STATUTORY EXPENDITURES | | REAL PROPERTY VALUATIONS | | ASSETS | |
| Pensions & F. I. C. A. | 303,113.89 | Code Class # of Parcels % VAL'N | | Cash Dec. 31, 1985 | 3,526,120.10 |
| Employee Fringe Benefits | 133,043.60 | 1 Vacant Land 98 .50 | 2,164,500.00 | Taxes Receivable | 275,947.45 |
| Other Statutory Expenditures | | 2 Residential 4017 85.99 | 373,629,000.00 | Tax Title Liens | 70,251.41 |
| CETA and Other Public Employment Programs | | 3 Farm | | Foreclosed Property | 24,300.00 |
| MUNICIPAL FUNCTIONS | | 4a Commercial 260 12.75 | 55,408,100.00 | Emergencies & Other Deferred Charges | 110,000.00 |
| TOTAL | 3,656,227.03 | 4b Industrial | | State and Federal Aid Receivable | 58,507.95 |
| CAPITAL IMPROVEMENTS | | 4c Apartments 11 .76 | 3,310,800.00 | Other Receivables | 14,801.11 |
| DEBT SERVICE | | Total | 434,512,400.00 | Total | 4,079,928.02 |
| Principal Payments | 194,522.00 | Land Area 2.78 Sq. Miles | | LIABILITIES, RESERVES, AND SURPLUS | |
| Interest Payments | 53,032.35 | Net Valuation Taxable-Municipal | 446,373,505 | Cash Liabilities | 2,559,920.70 |
| DEFERRED CHARGES | | Net Valuation Taxable-County | 478,158,895 | Reserves for Receivables | 385,299.97 |
| SCHOOL, COUNTY, SPECIAL DISTRICT TAXES | 12,248,418.78 | State Equalized Valuation | 508,389,959 | Surplus Dec. 31, 1985 | 1,134,707.35 |
| RESERVE FOR UNCOLLECTED TAXES | 421,421.23 | State Equalization Ratio | 87.51 | Total | 4,079,928.02 |
| EXPENDITURES | 16,598,621.39 | | | | |

0316

Population 1980 **3,236**
 Population 1985 **3,368**
 S & P Rating
 Moody Rating

General Tax Rate Per \$100.

2.75
 State Equalized Tax Rate
 2.52

HAINESPORT TWP. - BURLINGTON CO.**Form of Government:****Township Committee****Number of Members on Governing Body - 3**

PER CAPITA:

Gross Debt **396.71**
 Net Debt **234.87**
 Debt Service **28.28**
 Total Tax Levy **677.66**
 Municipal Expenditures **367.93**

PER CENT:

Gross Debt **1.63**
 Net Debt **.96**
 Tax Levy Collected **91.17**
 Tax Levy Cancelled, Abated
 or Adjusted **.24**

| EXPENDITURES | | REVENUES-REALIZED | | 1985 PROPERTY TAX | |
|---|---------------------|--|---------------------|--|--------------------------|
| GENERAL GOVERNMENT | | | | STATE EQUALIZED TAX RATE | |
| Governing Body & Public Boards | | 1985 Property Taxes Collected | 2,079,108.30 | Local District School Taxes | 1.03 925,938.00 |
| Municipal Clerk | | 1985 Payments in Lieu of Taxes | | Regional & Consolidated School Tax | .59 529,983.33 |
| Financial Administration | 22,162.87 | Delinquent Tax & Lien Collections | 248,776.24 | School Taxes in Municipal Budget | |
| Assessment of Taxes | 12,503.00 | Business Personalty Replacement Taxes | 54,573.18 | County Taxes | .56 498,531.99 |
| Collection of Taxes | 17,658.50 | Taxes from Public Utilities | 262,149.00 | County Library Taxes | .03 27,920.61 |
| Planning, Housing & Development | 7,816.25 | Other Miscellaneous Tax Revenues | | Local Municipal Purpose Taxes | .30 265,000.00 |
| Human Resources | | State Aid Revenues | 20,089.42 | Veteran & Senior Citizen Taxes | 48,650.00 |
| Elections | 994.00 | Federal Aid Revenues | | Total Taxes for Rate Computation | 2.51 2,296,023.93 |
| General Administration (other) | 112,567.90 | State and Local Fiscal Assistance Act Utilized | 28,136.30 | Special District Taxes | |
| JUDICIARY | | Sale of Acquired Property | | Bank Corp. Taxes | 2,423.82 |
| Municipal Courts | 19,088.43 | Other Miscellaneous Revenues | 161,533.74 | Added and Omitted Taxes | 32,555.09 |
| PUBLIC SAFETY | | Total | 2,854,366.18 | Total Taxes Levied - ABSTRACT | 2,282,352.84 |
| Fire Protection | 56,429.99 | Prior Years Surplus Appropriated | 275,000.00 | Total Taxes Billed | 2,280,377.13 |
| Police Protection | 273,219.47 | REVENUES TOTAL | 3,129,366.18 | 1985 TAXES COLLECTED | 2,079,108.30 |
| Civil Defense & Disaster Control | 140.00 | Reserve For Uncollected Taxes | 314,842.49 | 1985 Taxes Cancelled, Abated or Adjusted | 5,555.88 |
| Environmental Inspection & Control | 21,700.00 | CAPITAL OUTLAY TOTAL | 121,267.93 | Transfer to Tax Title Liens or Foreclosed | 1,012.92 |
| Other Public Safety | | | | Balance Outstanding Dec. 31, 1985 | 194,700.03 |
| PUBLIC WORKS | | | | PRIOR YEARS TAXES OUTSTANDING | |
| Streets and Drainage | 56,500.00 | Public Enterprises | | Balance January 1, 1985 | 238,432.38 |
| Sewers and Sewage Processing | 4,500.00 | Recreation—Culture | 121,267.93 | Collected in 1985 | 237,795.52 |
| Garbage and Trash Disposal | 44,626.22 | Public Works | | Cancelled, Abated or Adjusted 1985 | 628.41 |
| Public Buildings and Grounds | 24,887.68 | Buildings and Grounds | | Transfers to Tax Title Liens or Foreclosed | 8.45 |
| Other Public Works | 11,500.00 | Library and Education | | Balance December 31, 1985 | |
| HEALTH and WELFARE | | Conservation | | TAX TITLE LIENS OUTSTANDING | |
| Health Services Except Environmental | 125.00 | All Other | | Balance January 1, 1985 | 16,237.95 |
| Welfare-Public Assistance | 1,875.00 | | | Transfer From Taxes | 1,021.37 |
| Hospitals, Clinics, First Aid | | | | Redeemed in 1985 | 10,980.72 |
| Animal, Insect, & Rodent Control | 1.00 | | | Cancelled, Abated or Adjusted (1985) | |
| Other Welfare Services | | | | Transfers to Foreclosed Property | |
| RECREATION and CONSERVATION | | | | Balance December 31, 1985 | 6,278.60 |
| Beaches and Boardwalks | | | | PROPERTY ACQUIRED BY DEED OR | |
| Parks, Playgrounds, Shade Trees | | | | FORECLOSURE | |
| Land Reclamation & Conservation | | | | Balance January 1, 1985 | 12,636.00 |
| Other Recreational Services | 2,025.00 | | | Transfers From Taxes or Liens | |
| EDUCATION (excluding schools) | | | | Sale for Cash (1985) | |
| Libraries | | | | Cancelled, Abated or Adjusted (1985) | |
| Other Educational Services | | | | Balance December 31, 1985 | 12,636.00 |
| STATUTORY EXPENDITURES | | | | CURRENT FINANCES DECEMBER 31, 1985 | |
| Pensions & F. I. C. A. | 40,145.44 | | | ASSETS | |
| Employee Fringe Benefits | 19,984.00 | | | Cash Dec. 31, 1985 | 341,575.96 |
| Other Statutory Expenditures | 20,000.00 | | | Taxes Receivable | 194,700.03 |
| CETA And Other Public Employment Programs | | | | Tax Title Liens | 6,278.60 |
| MUNICIPAL FUNCTIONS | | | | Foreclosed Property | 12,636.00 |
| CAPITAL IMPROVEMENTS | 10,000.00 | | | Emergencies & Other Deferred Charges | 42,197.07 |
| DEBT SERVICE | | | | State and Federal Aid Receivable | |
| Principal Payments | 51,300.00 | | | Other Receivables | 112,313.31 |
| Interest Payments | 43,932.27 | | | Total | 709,700.97 |
| DEFERRED CHARGES | | | | LIABILITIES, RESERVES, AND SURPLUS | |
| SCHOOL, COUNTY, SPECIAL DISTRICT TAXES | 58,663.17 | | | Cash Liabilities | 137,186.48 |
| RESERVE FOR UNCOLLECTED TAXES | 1,982,373.93 | | | Reserves for Receivables | 325,927.94 |
| EXPENDITURES TOTAL | 3,221,561.61 | | | Surplus Dec. 31, 1985 | 246,586.55 |
| | | | | Total | 709,700.97 |

1603
Population 1980 6,607
Population 1985 6,789
S & P Rating
Moody Rating BAA1

General Tax Rate Per \$100. 7.06
State Equalized Tax Rate 2.12

HALEDON BOROUGH - PASSAIC COUNTY
Form of Government:
Borough Council
Number of Members on Governing Body - 6

PER CAPITA:
Gross Debt 447.02
Net Debt 316.19
Debt Service 33.03
Total Tax Levy 582.57
Municipal Expenditures 315.62

PER CENT:
Gross Debt 1.95
Net Debt 1.38
Tax Levy Collected 96.68
Tax Levy Cancelled, Abated or Adjusted .16

| EXPENDITURES | | REVENUES-REALIZED | | 1985 PROPERTY TAX | |
|---|--------------|--|--------------|--|--------------|
| GENERAL GOVERNMENT | | | | STATE EQUALIZED TAX RATE | |
| Governing Body & Public Boards | | | | Local District School Taxes | 1,061,232.25 |
| Municipal Clerk | | | | Regional & Consolidated School Tax | 829,432.33 |
| Financial Administration | 19,434.50 | 1985 Property Taxes Collected | 3,816,069.97 | School Taxes in Municipal Budget | |
| Assessment of Taxes | 8,000.00 | 1985 Payments in Lieu of Taxes | | County Taxes | 1,010,750.54 |
| Collection of Taxes | 19,175.00 | Delinquent Tax & Lien Collections | 79,018.08 | County Library Taxes | |
| Planning, Housing & Development | 5,500.00 | Business Personalty Replacement Taxes | 76,347.64 | Local Municipal Purpose Taxes | 1,019,733.26 |
| Human Resources | | Taxes from Public Utilities | 447,236.00 | Veteran & Senior Citizen Taxes | 76,300.00 |
| Elections | 3,968.00 | Other Miscellaneous Tax Revenues | | Total Taxes for Rate Computation | 3,997,448.38 |
| General Administration (other) | 185,867.25 | State Aid Revenues | 165,047.32 | Special District Taxes | |
| JUDICIARY | | Federal Aid Revenues | 28,615.00 | Bank Corp. Taxes | 13,585.15 |
| Municipal Courts | 30,243.37 | State and Local Fiscal Assistance Act Utilized | | Added and Omitted Taxes | 20,305.85 |
| PUBLIC SAFETY | | Sale of Acquired Property | | Total Taxes Levied - ABSTRACT | 3,955,039.38 |
| Fire Protection | 49,750.00 | Other Miscellaneous Revenues | 298,094.17 | Total Taxes Billed | 3,946,994.54 |
| Police Protection | 486,788.13 | Total | 4,910,428.18 | 1985 TAXES COLLECTED | 3,816,069.97 |
| Civil Defense & Disaster Control | 700.00 | Prior Years Surplus Appropriated | | 1985 Taxes Cancelled, Abated or Adjusted | 6,382.24 |
| Environmental Inspection & Control | 7,725.00 | REVENUES TOTAL | 4,910,428.18 | Transfer to Tax Title Liens or Foreclosed | 70.60 |
| Other Public Safety | | Reserve For Uncollected Taxes | 91,007.32 | Balance Outstanding Dec. 31, 1985 | 124,471.73 |
| PUBLIC WORKS | | CAPITAL OUTLAY TOTAL | 152,128.46 | PRIOR YEARS TAXES OUTSTANDING | |
| Streets and Drainage | 179,984.35 | Public Enterprises | 55,717.30 | Balance January 1, 1985 | 83,423.14 |
| Sewers and Sewage Processing | 219,313.16 | Recreation—Culture | | Collected in 1985 | 79,018.08 |
| Garbage and Trash Disposal | 120,720.00 | Public Works | 96,411.16 | Cancelled, Abated or Adjusted 1985 | 1,155.22 |
| Public Buildings and Grounds | 26,500.00 | Buildings and Grounds | | Transfers to Tax Title Liens or Foreclosed | |
| Other Public Works | 31,000.00 | Library and Education | | Balance December 31, 1985 | 3,249.84 |
| HEALTH and WELFARE | | Conservation | | TAX TITLE LIENS OUTSTANDING | |
| Health Services Except Environmental | 17,600.00 | All Other | | Balance January 1, 1985 | 7,112.87 |
| Welfare-Public Assistance | 2,700.00 | CAPITAL DEBT AUTHORIZED, DECEMBER 31, 1985 | | Transfer From Taxes | 70.60 |
| Hospitals, Clinics, First Aid | | ISSUED AND UNISSUED GROSS DEBT NET DEBT | | Redeemed in 1985 | |
| Animal, Insect, & Rodent Control | | School 888,214 | | Cancelled, Abated or Adjusted (1985) | 2,007.99 |
| Other Welfare Services | | Self-liquidating 435,250 | 435,250 | Transfers to Foreclosed Property | |
| RECREATION and CONSERVATION | | Other 1,711,367 | 1,711,367 | Balance December 31, 1985 | 5,175.48 |
| Beaches and Boardwalks | | Total 3,034,832 | 2,146,617 | PROPERTY ACQUIRED BY DEED OR | |
| Parks, Playgrounds, Shade Trees | | | | FORECLOSURE | |
| Land Reclamation & Conservation | | | | Balance January 1, 1985 | 10,425.00 |
| Other Recreational Services | 6,700.00 | | | Transfers From Taxes or Liens | |
| EDUCATION (excluding schools) | | | | Sale for Cash (1985) | |
| Libraries | 44,980.00 | | | Cancelled, Abated or Adjusted (1985) | |
| Other Educational Services | | | | Balance December 31, 1985 | 10,425.00 |
| STATUTORY EXPENDITURES | | | | CURRENT FINANCES DECEMBER 31, 1985 | |
| Pensions & F. I. C. A. | 103,612.22 | | | ASSETS | |
| Employee Fringe Benefits | 56,000.00 | | | Cash Dec. 31, 1985 | 467,919.88 |
| Other Statutory Expenditures | 5,850.00 | | | Taxes Receivable | 127,721.57 |
| CETA And Other Public Employment Programs | | | | Tax Title Liens | 5,175.48 |
| MUNICIPAL FUNCTIONS TOTAL | 1,632,110.98 | | | Foreclosed Property | 10,425.00 |
| CAPITAL IMPROVEMENTS *MEMO* | | | | Emergencies & Other Deferred Charges | 291,337.01 |
| DEBT SERVICE | | | | State and Federal Aid Receivable | 4,176.52 |
| Principal Payments | 89,000.00 | | | Other Receivables | 78,772.88 |
| Interest Payments | 135,270.38 | | | Total | 985,528.34 |
| DEFERRED CHARGES | 195,366.93 | | | LIABILITIES, RESERVES, AND SURPLUS | |
| SCHOOL, COUNTY, SPECIAL DISTRICT TAXES | 2,901,415.12 | | | Cash Liabilities | 568,940.09 |
| RESERVE FOR UNCOLLECTED TAXES | 91,007.32 | | | Reserves for Receivables | 222,094.93 |
| EXPENDITURES TOTAL | 5,044,170.73 | | | Surplus Dec. 31, 1985 | 194,493.32 |
| | | | | Total | 985,528.34 |

1909
 Population 1980 **1,832**
 Population 1985 **1,797**
 S & P Rating
 Moody Rating

General Tax Rate Per \$100. **3.57**
 State Equalized Tax Rate **2.58**

HAMBURG BOROUGH – SUSSEX COUNTY
Form of Government:
Borough Council
Number of Members on Governing Body – 6

PER CAPITA:
 Gross Debt **2,315.55**
 Net Debt **297.01**
 Debt Service **16.22**
 Total Tax Levy **681.49**
 Municipal Expenditures **338.03**

PER CENT:
 Gross Debt **9.75**
 Net Debt **1.25**
 Tax Levy Collected **90.84**
 Tax Levy Cancelled, Abated or Adjusted **.69**

| EXPENDITURES | | REVENUES-REALIZED | | 1985 PROPERTY TAX | |
|---|---------------------|--|----------------------|--|---------------------|
| GENERAL GOVERNMENT | | 1985 Property Taxes Collected | | STATE EQUALIZED TAX RATE | |
| Governing Body & Public Boards | | | 1,108,206.12 | Local District School Taxes | 1.03 |
| Municipal Clerk | | 1985 Payments in Lieu of Taxes | | Regional & Consolidated School Tax | .65 |
| Financial Administration | 17,025.00 | Delinquent Tax & Lien Collections | 108,157.19 | School Taxes in Municipal Budget | |
| Assessment of Taxes | 5,130.00 | Business Personalty Replacement Taxes | 38,493.16 | County Taxes | .51 |
| Collection of Taxes | 4,875.00 | Taxes from Public Utilities | 92,626.00 | County Library Taxes | .03 |
| Planning, Housing & Development | 6,600.00 | Other Miscellaneous Tax Revenues | | Local Municipal Purpose Taxes | .36 |
| Human Resources | | State Aid Revenues | 51,272.29 | Veteran & Senior Citizen Taxes | |
| Elections | 500.00 | Federal Aid Revenues | | Total Taxes for Rate Computation | 2.58 |
| General Administration (other) | 89,737.00 | State and Local Fiscal Assistance Act Utilized | 14,141.00 | Special District Taxes | |
| JUDICIARY | | Sale of Acquired Property | | Bank Corp. Taxes | 5,613.85 |
| Municipal Courts | 19,500.00 | Other Miscellaneous Revenues | 75,231.60 | Added and Omitted Taxes | 698.54 |
| PUBLIC SAFETY | | Total | 1,488,127.36 | Total Taxes Levied - ABSTRACT | 1,224,641.57 |
| Fire Protection | 23,800.00 | Prior Years Surplus Appropriated | 95,000.00 | Total Taxes Billed | 1,219,922.78 |
| Police Protection | 104,762.00 | REVENUES TOTAL | 1,583,127.36 | 1985 TAXES COLLECTED | 1,108,206.12 |
| Civil Defense & Disaster Control | 100.00 | Reserve For Uncollected Taxes | 121,284.55 | 1985 Taxes Cancelled, Abated or Adjusted | 8,441.26 |
| Environmental Inspection & Control | 5,200.00 | CAPITAL OUTLAY TOTAL | 78,275.67 | Transfer to Tax Title Liens or Foreclosed | |
| Other Public Safety | | Public Enterprises | 69,884.67 | Balance Outstanding Dec. 31, 1985 | 103,275.40 |
| PUBLIC WORKS | | Recreation—Culture | | PRIOR YEARS TAXES OUTSTANDING | |
| Streets and Drainage | 68,778.00 | Public Works | 3,391.00 | Balance January 1, 1985 | 111,218.96 |
| Sewers and Sewage Processing | 45,450.00 | Buildings and Grounds | 5,000.00 | Collected in 1985 | 100,932.60 |
| Garbage and Trash Disposal | 29,295.00 | Library and Education | | Cancelled, Abated or Adjusted 1985 | |
| Public Buildings and Grounds | | Conservation | | Transfers to Tax Title Liens or Foreclosed | |
| Other Public Works | | All Other | | Balance December 31, 1985 | 10,286.36 |
| HEALTH and WELFARE | | CAPITAL DEBT AUTHORIZED, DECEMBER 31, 1985 | | TAX TITLE LIENS OUTSTANDING | |
| Health Services Except Environmental | 7,775.00 | ISSUED AND UNISSUED | | Balance January 1, 1985 | 16,271.21 |
| Welfare-Public Assistance | 830.00 | School | 1,447,048 | Transfer From Taxes | |
| Hospitals, Clinics, First Aid | | Self-liquidating | 2,595,000 | Redeemed in 1985 | 7,224.59 |
| Animal, Insect, & Rodent Control | 2.00 | Other | 119,000 | Cancelled, Abated or Adjusted (1985) | |
| Other Welfare Services | | Total | 4,161,048 | Transfers to Foreclosed Property | |
| RECREATION and CONSERVATION | | ISSUED AND OUTSTANDING | | Balance December 31, 1985 | 9,046.62 |
| Beaches and Boardwalks | | School | 1,447,048.17 | PROPERTY ACQUIRED BY DEED OR | |
| Parks, Playgrounds, Shade Trees | 2,300.00 | Self-Liquidating | 2,595,000.00 | FORECLOSURE | |
| Land Reclamation & Conservation | | Other | 119,000.00 | Balance January 1, 1985 | |
| Other Recreational Services | 1,250.00 | Total | 4,161,048.17 | Transfers From Taxes or Liens | |
| EDUCATION (excluding schools) | | EQUALIZED VALUATION BASIS | | Sale for Cash (1985) | |
| Libraries | | FOR NET DEBT COMPUTATION | 42,683,706 | Cancelled, Abated or Adjusted (1985) | |
| Other Educational Services | | REAL PROPERTY VALUATIONS | | Balance December 31, 1985 | |
| STATUTORY EXPENDITURES | | Code Class # of Parcels % VAL'N | | CURRENT FINANCES DECEMBER 31, 1985 | |
| Pensions & F. I. C. A. | 22,659.00 | 1 Vacant Land 86 4.58 | 1,556,150.00 | ASSETS | |
| Employee Fringe Benefits | | 2 Residential 504 62.42 | 2,123,400.00 | Cash Dec. 31, 1985 | 246,008.89 |
| Other Statutory Expenditures | 1,000.00 | 3 Farm 10 1.34 | 459,000.00 | Taxes Receivable | 113,561.76 |
| CETA And Other Public Employment Programs | | 4a Commercial 46 13.94 | 4,742,525.00 | Tax Title Liens | 9,046.62 |
| MUNICIPAL FUNCTIONS TOTAL | 456,568.00 | 4b Industrial 7 16.98 | 5,774,500.00 | Foreclosed Property | |
| CAPITAL IMPROVEMENTS *MEMO* | 5,000.00 | 4c Apartments 2 .74 | 250,900.00 | Emergencies & Other Deferred Charges | 3,227.70 |
| DEBT SERVICE | | Total 655 | 34,013,475.00 | State and Federal Aid Receivable | 5,212.76 |
| Principal Payments | 27,000.00 | Land Area 1.20 Sq. Miles | | Other Receivables | 18,035.96 |
| Interest Payments | 2,140.33 | Net Valuation Taxable-Municipal | 34,151,939 | Total | 395,093.69 |
| DEFERRED CHARGES | 450.00 | Net Valuation Taxable-County | 43,685,469 | LIABILITIES, RESERVES, AND SURPLUS | |
| SCHOOL, COUNTY, SPECIAL DISTRICT TAXES | 1,048,857.16 | State Equalized Valuation | 47,150,869 | Cash Liabilities | 100,483.47 |
| RESERVE FOR UNCOLLECTED TAXES | 121,284.55 | State Equalization Ratio | 72.35 | Reserves for Receivables | 140,644.34 |
| EXPENDITURES TOTAL | 1,656,300.04 | | | Surplus Dec. 31, 1985 | 153,965.88 |

0112
 Population 1980 **9,499**
 Population 1985 **11,849**
 S & P Rating
 Moody Rating

General Tax Rate Per \$100. **3.71**
 State Equalized Tax Rate **2.12**

HAMILTON TOWNSHIP – ATLANTIC CO.
Form of Government:
Township Committee
Number of Members on Governing Body – 5

PER CAPITA:
 Gross Debt **603.84**
 Net Debt **232.51**
 Debt Service **57.34**
 Total Tax Levy **742.34**
 Municipal Expenditures **406.48**

PER CENT:
 Gross Debt **1.91**
 Net Debt **.73**
 Tax Levy Collected **90.05**
 Tax Levy Cancelled, Abated or Adjusted **.31**

| EXPENDITURES | | REVENUES-REALIZED | | 1985 PROPERTY TAX | |
|--|---------------|--|----------------|---|--------------------|
| GENERAL GOVERNMENT | | | | STATE EQUALIZED TAX RATE | |
| Governing Body & Public Boards | 21,900.00 | 1985 Property Taxes Collected | 7,917,814.04 | Local District School Taxes | .64 2,489,545.00 |
| Municipal Clerk | 74,350.00 | 1985 Payments in Lieu of Taxes | | Regional & Consolidated School Tax | .71 2,756,443.20 |
| Financial Administration | 57,670.00 | Delinquent Tax & Lien Collections | 754,068.38 | School Taxes in Municipal Budget | |
| Assessment of Taxes | 61,180.00 | Business Personality Replacement Taxes | 149,576.72 | County Taxes | .49 * 1,906,111.21 |
| Collection of Taxes | 97,996.00 | Taxes from Public Utilities | 1,778,097.00 | County Library Taxes | .03 128,234.39 |
| Planning, Housing & Development | 138,575.00 | Other Miscellaneous Tax Revenues | | Local Municipal Purpose Taxes | .24 928,710.92 |
| Human Resources | 45,066.00 | State Aid Revenues | 138,928.70 | Veteran & Senior Citizen Taxes | |
| Elections | | Federal Aid Revenues | | Total Taxes for Rate Computation | 2.11 8,358,144.72 |
| General Administration (other) | 535,685.98 | State and Local Fiscal Assistance Act Utilized | 59,146.72 | Special District Taxes | |
| JUDICIARY | | Sale of Acquired Property | 129,149.10 | Bank Corp. Taxes | 4,856.84 |
| Municipal Courts | 130,405.00 | Other Miscellaneous Revenues | 947,062.30 | Added and Omitted Taxes | 316,785.90 |
| PUBLIC SAFETY | | Total | 11,873,842.96 | Total Taxes Levied - ABSTRACT | 8,796,032.46 |
| Fire Protection | 108,445.00 | Prior Years Surplus Appropriated | 909,428.11 | Total Taxes Billed | 8,792,661.93 |
| Police Protection | 755,985.00 | REVENUES TOTAL | 12,783,271.07 | 1985 TAXES COLLECTED | 7,917,814.04 |
| Civil Defense & Disaster Control | 200.00 | Reserve For Uncollected Taxes | 1,028,278.83 | 1985 Taxes Cancelled, Abated or Adjusted | 27,426.12 |
| Environmental Inspection & Control | 106,331.76 | CAPITAL OUTLAY TOTAL | 183,969.10 | Transfer to Tax Title Liens or Foreclosed Balance Outstanding Dec. 31, 1985 | 112,861.03 |
| Other Public Safety | | | | | 734,560.74 |
| PUBLIC WORKS | | | | PRIOR YEARS TAXES OUTSTANDING | |
| Streets and Drainage | 428,675.00 | Public Enterprises | | Balance January 1, 1985 | 738,472.78 |
| Sewers and Sewage Processing | | Recreation—Culture | | Collected in 1985 | 633,871.42 |
| Garbage and Trash Disposal | | Public Works | 169,709.05 | Cancelled, Abated or Adjusted 1985 | 2,079.27 |
| Public Buildings and Grounds | 92,623.72 | Buildings and Grounds | 14,260.05 | Transfers to Tax Title Liens or Foreclosed Balance December 31, 1985 | 96,778.69 |
| Other Public Works | 79,108.00 | Library and Education | | | 5,743.40 |
| HEALTH and WELFARE | | Conservation | | TAX TITLE LIENS OUTSTANDING | |
| Health Services Except Environmental | 1,805.00 | All Other | | Balance January 1, 1985 | 225,794.83 |
| Welfare-Public Assistance | 39,520.00 | CAPITAL DEBT AUTHORIZED, DECEMBER 31, 1985 | | Transfer From Taxes | 229,959.18 |
| Hospitals, Clinics, First Aid | | ISSUED AND UNISSUED | | Redeemed in 1985 | 120,196.96 |
| Animal, Insect, & Rodent Control | 10,000.00 | School | 4,399,889 | Cancelled, Abated or Adjusted (1985) | |
| Other Welfare Services | | Self-liquidating | | Transfers to Foreclosed Property | 8,782.34 |
| RECREATION and CONSERVATION | | Other | 2,754,970 | Balance December 31, 1985 | 326,774.71 |
| Beaches and Boardwalks | | Total | 7,154,859 | PROPERTY ACQUIRED BY DEED OR FORECLOSURE | |
| Parks, Playgrounds, Shade Trees | 395.00 | ISSUED AND OUTSTANDING | | Balance January 1, 1985 | 1,165,260.76 |
| Land Reclamation & Conservation | 45,900.00 | School | 4,399,889.51 | Transfers From Taxes or Liens | 8,782.34 |
| Other Recreational Services | | Self-Liquidating | | Sale for Cash (1985) | 129,149.10 |
| EDUCATION (excluding schools) | | Other | 2,220,678.00 | Cancelled, Abated or Adjusted (1985) | |
| Libraries | | Total | 6,620,567.51 | Balance December 31, 1985 | 1,044,894.00 |
| Other Educational Services | 50,548.00 | EQUALIZED VALUATION BASIS | | CURRENT FINANCES DECEMBER 31, 1985 | |
| STATUTORY EXPENDITURES | | FOR NET DEBT COMPUTATION | 374,922,425 | ASSETS | |
| Pensions & F. I. C. A. | 197,493.24 | REAL PROPERTY VALUATIONS | | Cash Dec. 31, 1985 | 3,534,078.58 |
| Employee Fringe Benefits | | Code Class # of Parcels % VAL'N | | Taxes Receivable | 740,304.14 |
| Other Statutory Expenditures | 8,200.00 | 1 Vacant Land 7671 20.87 | 45,291,430.00 | Tax Title Liens | 326,774.71 |
| CETA And Other Public Employment Programs | | 2 Residential 3934 58.98 | 128,000,700.00 | Foreclosed Property | 1,044,894.00 |
| MUNICIPAL FUNCTIONS | | 3 Farm 287 2.30 | 4,975,087.00 | Emergencies & Other Deferred Charges | 31,967.64 |
| CAPITAL IMPROVEMENTS | 22,800.00 | 4a Commercial 174 11.43 | 24,815,600.00 | State and Federal Aid Receivable | 88,057.46 |
| DEBT SERVICE | | 4b Industrial 10 4.22 | 9,167,500.00 | Other Receivables | 1,232.38 |
| Principal Payments | 431,324.04 | 4c Apartments 7 2.20 | 4,771,400.00 | Total | 5,767,308.91 |
| Interest Payments | 248,087.26 | Total 12083 | 217,021,717.00 | LIABILITIES, RESERVES, AND SURPLUS | |
| DEFERRED CHARGES | | Land Area 113.40 Sq. Miles | | Cash Liabilities | 1,978,069.03 |
| SCHOOL, COUNTY, SPECIAL DISTRICT TAXES | 20,653.40 | Net Valuation Taxable-Municipal | 221,121,647 | Reserves for Receivables | 2,113,205.23 |
| SCHOOL, COUNTY, SPECIAL DISTRICT TAXES | 7,545,678.80 | Net Valuation Taxable-County | 398,585,905 | Surplus Dec. 31, 1985 | 1,676,034.65 |
| RESERVE FOR UNCOLLECTED TAXES | 1,028,278.83 | State Equalized Valuation | 384,639,500 | Total | 5,767,308.91 |
| EXPENDITURES | | State Equalization Ratio | 57.03 | | |
| TOTAL | 12,362,080.03 | | | | |

| | |
|---|-------|
| Gross Debt | 4.67 |
| Net Debt | 1.83 |
| Tax Levy Collected | 96.79 |
| Tax Levy Cancelled, Abated or Adjusted | -10 |

| EXPENDITURES | | REVENUES-REALIZED | | 1985 PROPERTY TAX | |
|--|---------------|---|----------------|---|--------------------|
| GENERAL GOVERNMENT | | | | STATE EQUALIZED TAX RATE \rightarrow | |
| Governing Body & Public Boards | 262,812.00 | 1985 Property Taxes Collected | 50,920,941.50 | Local District School Taxes | 1.45 29,081,908.50 |
| Municipal Clerk | 145,165.00 | 1985 Payments in Lieu of Taxes | 75,760.83 | Regional & Consolidated School Tax | |
| Financial Administration | 192,533.00 | Delinquent Tax & Lien Collections | 1,642,182.68 | School Taxes in Municipal Budget | |
| Assessment of Taxes | 161,605.00 | Business Personalty Replacement Taxes | 977,727.20 | County Taxes | .69 13,806,454.31 |
| Collection of Taxes | 313,852.00 | Taxes from Public Utilities | 15,868,050.00 | County Library Taxes | |
| Planning, Housing & Development | 221,158.00 | Other Miscellaneous Tax Revenues | | Local Municipal Purpose Taxes | .29 5,770,572.06 |
| Human Resources | 1,508,132.50 | State Aid Revenues | 2,179,032.78 | Veteran & Senior Citizen Taxes | 1,106,150.00 |
| Elections | | Federal Aid Revenues | | Total Taxes for Rate Computation | 2.43 49,765,084.87 |
| General Administration (other) | 4,265,716.00 | State and Local Fiscal Assistance Act Utilized. | 654,010.97 | Special District Taxes | 3,010,525.81 |
| JUDICIARY | | Sale of Acquired Property | 11,900.00 | Bank Corp. Taxes | 99,878.23 |
| Municipal Courts | 407,171.00 | Other Miscellaneous Revenues | 4,236,620.75 | Added and Omitted Taxes | 828,016.42 |
| PUBLIC SAFETY | | Total | 76,566,226.71 | Total Taxes Levied - ABSTRACT | 52,597,355.33 |
| Fire Protection | 15,000.00 | Prior Years Surplus Appropriated | 3,500,000.00 | Total Taxes Billed | 52,610,648.95 |
| Police Protection | 5,225,974.50 | REVENUES TOTAL | 80,066,226.71 | 1985 TAXES COLLECTED | 50,920,941.50 |
| Civil Defense & Disaster Control | 11,371.00 | Reserve For Uncollected Taxes | 2,300,000.00 | 1985 Taxes Cancelled, Abated or Adjusted | 54,450.62 |
| Environmental Inspection & Control | 593,331.00 | CAPITAL OUTLAY TOTAL | 14,841,512.76 | Transfer to Tax Title Liens or Foreclosed Balance Outstanding Dec. 31, 1985 | 92,150.08 |
| Other Public Safety | | | | | 1,543,106.75 |
| PUBLIC WORKS | | | | PRIOR YEARS TAXES OUTSTANDING | |
| Streets and Drainage | 2,174,765.00 | Public Enterprises | 1,638,314.47 | Balance January 1, 1985 | 1,495,651.03 |
| Sewers and Sewage Processing | | Recreation—Culture | 280,607.20 | Collected in 1985 | 1,447,446.49 |
| Garbage and Trash Disposal | 2,648,940.00 | Public Works | 2,242,362.73 | Cancelled, Abated or Adjusted 1985 | 2,655.62 |
| Public Buildings and Grounds | 1,223,667.00 | Buildings and Grounds | 10,590,471.86 | Transfers to Tax Title Liens or Foreclosed | 6,995.09 |
| Other Public Works | 523,265.00 | Library and Education | | Balance December 31, 1985 | 38,553.83 |
| HEALTH and WELFARE | | Conservation | 89,756.50 | TAX TITLE LIENS OUTSTANDING | |
| Health Services Except Environmental | 944,030.00 | All Other | | Balance January 1, 1985 | 432,207.06 |
| Welfare-Public Assistance | 101,453.00 | CAPITAL DEBT AUTHORIZED, DECEMBER 31, 1985 | | Transfer From Taxes | 107,965.58 |
| Hospitals, Clinics, First Aid | | ISSUED AND UNISSUED GROSS DEBT NET DEBT | | Redeemed in 1985 | 194,736.19 |
| Animal, Insect, & Rodent Control | | School 2,941,000 | | Cancelled, Abated or Adjusted (1985) | |
| Other Welfare Services | | Self-liquidating 22,810,448 | | Transfers to Foreclosed Property | 27,872.82 |
| RECREATION and CONSERVATION | | Other 57,513,200 | 32,573,545 | Balance December 31, 1985 | 317,563.63 |
| Beaches and Boardwalks | | Total 83,264,648 | 32,573,545 | PROPERTY ACQUIRED BY DEED OR FORECLOSURE | |
| Parks, Playgrounds, Shade Trees | 1,050.00 | | | Balance January 1, 1985 | 561,192.18 |
| Land Reclamation & Conservation | 11,384.00 | ISSUED AND OUTSTANDING | | Transfers From Taxes or Liens | 27,872.82 |
| Other Recreational Services | 1,175,218.40 | School 2,941,000.00 | | Sale for Cash (1985) | |
| EDUCATION (excluding schools) | | Self-Liquidating 19,296,000.00 | | Cancelled, Abated or Adjusted (1985) | 118,200.00 |
| Libraries | 1,295,824.18 | Other 56,609,000.00 | 78,846,000.00 | Balance December 31, 1985 | 470,865.00 |
| Other Educational Services | 6,550.00 | Total | | CURRENT FINANCES DECEMBER 31, 1985 | |
| STATUTORY EXPENDITURES | | EQUALIZED VALUATION BASIS FOR NET DEBT COMPUTATION | 1,784,437,502 | ASSETS | |
| Pensions & F. I. C. A. | 1,990,000.00 | REAL PROPERTY VALUATIONS | | Cash Dec. 31, 1985 | 16,826,466.08 |
| Employee Fringe Benefits | 947,508.00 | Code Class # of Parcels % VAL'N | | Taxes Receivable | 1,581,660.58 |
| Other Statutory Expenditures | 10,000.00 | 1 Vacant Land 2250 2.68 | 30,789,400.00 | Tax Title Liens | 317,563.63 |
| CETA And Other Public Employment Programs | | 2 Residential 23769 75.49 | 867,980,750.00 | Foreclosed Property | 470,865.00 |
| MUNICIPAL FUNCTIONS TOTAL | 26,377,475.58 | 3 Farm 310 .57 | 6,532,100.00 | Emergencies & Other Deferred Charges | |
| CAPITAL IMPROVEMENTS *MEMO* | 175,000.00 | 4a Commercial 958 12.96 | 149,043,800.00 | State and Federal Aid Receivable | 61,713.17 |
| DEBT SERVICE | | 4b Industrial 67 4.02 | 46,204,600.00 | Other Receivables | 1,138,118.26 |
| Principal Payments | 1,280,526.82 | 4c Apartments 54 4.28 | 49,226,150.00 | Total | 20,396,386.72 |

0113
Population 1980 12,298
Population 1985 12,340
S & P Rating BBB+
Moody Rating BAA1

General Tax Rate Per \$100. 7.78
State Equalized Tax Rate 2.20

HAMMONTON TOWN - ATLANTIC COUNTY
Form of Government:
Special Charter (P.L. 1866 c. 85)
Number of Members on Governing Body - 7

PER CAPITA:
Gross Debt 615.79
Net Debt 414.20
Debt Service 40.84
Total Tax Levy 575.35
Municipal Expenditures 289.82
PER CENT:
Gross Debt 2.68
Net Debt 1.80
Tax Levy Collected 91.82
Tax Levy Cancelled, Abated or Adjusted .22

| EXPENDITURES | REVENUES-REALIZED | 1985 PROPERTY TAX |
|---|--|--|
| GENERAL GOVERNMENT | | STATE EQUALIZED TAX RATE 1.32 |
| Governing Body & Public Boards | | Local District School Taxes 4,167,515.45 |
| Municipal Clerk | | Regional & Consolidated School Tax |
| Financial Administration 27,050.18 | 1985 Property Taxes Collected 6,506,580.37 | School Taxes in Municipal Budget |
| Assessment of Taxes 23,400.00 | 1985 Payments in Lieu of Taxes | County Taxes .45 * |
| Collection of Taxes 34,021.35 | Delinquent Tax & Lien Collections 507,631.92 | County Library Taxes .03 |
| Planning, Housing & Development 9,874.45 | Business Personalty Replacement Taxes 197,737.48 | Local Municipal Purpose Taxes .40 |
| Human Resources 21,433.70 | Taxes from Public Utilities 768,853.00 | Veteran & Senior Citizen Taxes |
| Elections 5,000.00 | Other Miscellaneous Tax Revenues | Total Taxes for Rate Computation 2.20 |
| General Administration (other) 419,936.25 | State Aid Revenues 230,118.88 | Special District Taxes |
| JUDICIARY | Federal Aid Revenues | Bank Corp. Taxes 13,665.85 |
| Municipal Courts 56,070.00 | State and Local Fiscal Assistance Act Utilized 48,231.00 | Added and Omitted Taxes 161,307.54 |
| PUBLIC SAFETY | Sale of Acquired Property | Total Taxes Levied - ABSTRACT 7,099,790.86 |
| Fire Protection 58,025.00 | Other Miscellaneous Revenues 382,417.92 | Total Taxes Billed |
| Police Protection 746,615.24 | Total 8,641,570.57 | 1985 TAXES COLLECTED 6,506,580.37 |
| Civil Defense & Disaster Control | Prior Years Surplus Appropriated 309,000.00 | 1985 Taxes Cancelled, Abated or Adjusted 15,892.49 |
| Environmental Inspection & Control | REVENUES TOTAL 8,950,570.57 | Transfer to Tax Title Liens or Foreclosed 25,308.26 |
| Other Public Safety 75,527.50 | Reserve For Uncollected Taxes 531,151.83 | Balance Outstanding Dec. 31, 1985 538,766.40 |
| PUBLIC WORKS | CAPITAL OUTLAY TOTAL 625,999.36 | PRIOR YEARS TAXES OUTSTANDING |
| Streets and Drainage 531,460.63 | Public Enterprises 143,747.86 | Balance January 1, 1985 531,200.10 |
| Sewers and Sewage Processing 25,000.00 | Recreation—Culture 474,749.26 | Collected in 1985 505,849.28 |
| Garbage and Trash Disposal 47,500.08 | Public Works 7,502.24 | Cancelled, Abated or Adjusted 1985 13,787.19 |
| Public Buildings and Grounds | Buildings and Grounds | Transfers to Tax Title Liens or Foreclosed 10,775.00 |
| Other Public Works | Library and Education | Balance December 31, 1985 788.63 |
| HEALTH and WELFARE | Conservation | TAX TITLE LIENS OUTSTANDING |
| Health Services Except Environmental 10,700.00 | All Other | Balance January 1, 1985 43,016.32 |
| Welfare-Public Assistance 7,050.00 | CAPITAL DEBT AUTHORIZED, DECEMBER 31, 1985 | Transfer From Taxes 38,150.51 |
| Hospitals, Clinics, First Aid | ISSUED AND UNISSUED GROSS DEBT NET DEBT | Redeemed in 1985 1,782.64 |
| Animal, Insect, & Rodent Control 11,399.41 | School 1,604,000 | Cancelled, Abated or Adjusted (1985) |
| Other Welfare Services | Self-liquidating 2,318,475 | Transfers to Foreclosed Property |
| RECREATION and CONSERVATION | Other 3,676,369 | Balance December 31, 1985 79,384.19 |
| Beaches and Boardwalks 1,336.50 | Total 7,598,844 | PROPERTY ACQUIRED BY DEED OR |
| Parks, Playgrounds, Shade Trees 12,113.55 | ISSUED AND OUTSTANDING | FORECLOSURE |
| Land Reclamation & Conservation 32,813.20 | School 1,604,000.00 | Balance January 1, 1985 18,010.00 |
| Other Recreational Services 22,849.99 | Self-liquidating 1,162,000.00 | Transfers From Taxes or Liens |
| EDUCATION (excluding schools) | Other 3,507,130.00 | Sale for Cash (1985) |
| Libraries | Total 6,273,130.00 | Cancelled, Abated or Adjusted (1985) |
| Other Educational Services | EQUALIZED VALUATION BASIS | Balance December 31, 1985 18,010.00 |
| STATUTORY EXPENDITURES | FOR NET DEBT COMPUTATION 283,202,015 | CURRENT FINANCES DECEMBER 31, 1985 |
| Pensions & F. I. C. A. 216,888.49 | REAL PROPERTY VALUATIONS | ASSETS |
| Employee Fringe Benefits 97,052.26 | Code Class # of Parcels % VAL'N ASSESSED VALUATION | Cash Dec. 31, 1985 663,243.58 |
| Other Statutory Expenditures | 1 Vacant Land 935 3.33 2,884,625.00 | Taxes Receivable 539,555.03 |
| CETA And Other Public Employment Programs | 2 Residential 3219 61.62 53,443,940.00 | Tax Title Liens 79,384.19 |
| MUNICIPAL FUNCTIONS TOTAL 2,493,117.78 | 3 Farm 687 6.75 5,857,350.00 | Foreclosed Property 18,010.00 |
| CAPITAL IMPROVEMENTS *MEMO* 50,000.00 | 4a Commercial 365 19.86 17,222,095.00 | Emergencies & Other Deferred Charges 152,913.41 |
| DEBT SERVICE | 4b Industrial 43 5.69 4,937,325.00 | State and Federal Aid Receivable 45,000.00 |
| Principal Payments 275,000.00 | 4c Apartments 12 2.75 2,386,325.00 | Other Receivables 60,366.85 |
| Interest Payments 228,980.93 | Total 5261 86,731,660.00 | Total 1,558,473.06 |
| DEFERRED CHARGES 48,176.00 | Land Area 41.80 Sq. Miles | LIABILITIES, RESERVES, AND SURPLUS |
| SCHOOL, COUNTY, SPECIAL DISTRICT TAXES 5,669,451.42 | Net Valuation Taxable-Municipal 89,024,800 | Cash Liabilities 543,036.02 |
| RESERVE FOR UNCOLLECTED TAXES 531,151.83 | Net Valuation Taxable-County 293,718,020 | Reserves for Receivables 681,599.22 |
| EXPENDITURES TOTAL 9,245,877.96 | State Equalized Valuation 309,022,491 | Surplus Dec. 31, 1985 333,837.82 |
| | State Equalization Ratio 28.28 | Total 1,558,473.06 |

1013

Population 1980 **1,614**
 Population 1985 **1,695**
 S & P Rating
 Moody Rating

General Tax Rate Per \$100.

4.07

State Equalized Tax Rate

2.54**HAMPTON BOROUGH - HUNTERDON CO.****Form of Government:****Borough Council****Number of Members on Governing Body - 6**

PER CAPITA:

Gross Debt **656.63**
 Net Debt **191.54**
 Debt Service **3.94**
 Total Tax Levy **515.94**
 Municipal Expenditures **380.57**

PER CENT:

Gross Debt **3.66**
 Net Debt **1.07**
 Tax Levy Collected **90.60**
 Tax Levy Cancelled, Abated or Adjusted **.14**

| EXPENDITURES | | REVENUES-REALIZED | | 1985 PROPERTY TAX | |
|---|---------------------|--|---------------------|--|-------------------|
| GENERAL GOVERNMENT | | | | STATE EQUALIZED TAX RATE 1.10 | |
| Governing Body & Public Boards | | 1985 Property Taxes Collected | 793,887.71 | Local District School Taxes | 376,623.00 |
| Municipal Clerk | | 1985 Payments in Lieu of Taxes | 12,062.16 | Regional & Consolidated School Tax | 187,234.88 |
| Financial Administration | 8,776.30 | Delinquent Tax & Lien Collections | 54,376.39 | School Taxes in Municipal Budget | |
| Assessment of Taxes | 3,600.00 | Business Personalty Replacement Taxes | 7,716.60 | County Taxes | 144,951.55 |
| Collection of Taxes | 6,300.00 | Taxes from Public Utilities | 39,626.00 | County Library Taxes | 8,998.74 |
| Planning, Housing & Development | 14,076.44 | Other Miscellaneous Tax Revenues | | Local Municipal Purpose Taxes | 149,500.00 |
| Human Resources | 100.00 | State Aid Revenues | 33,658.33 | Veteran & Senior Citizen Taxes | 13,300.00 |
| Elections | | Federal Aid Revenues | 217,000.00 | Total Taxes for Rate Computation | 880,608.17 |
| General Administration (other) | 280,524.69 | State and Local Fiscal Assistance Act Utilized | 9,152.00 | Special District Taxes | |
| JUDICIARY | | Sale of Acquired Property | | Bank Corp. Taxes | |
| Municipal Courts | 10,066.00 | Other Miscellaneous Revenues | 68,642.96 | Added and Omitted Taxes | 7,201.92 |
| PUBLIC SAFETY | | Total | 1,236,122.15 | Total Taxes Levied - ABSTRACT | 874,510.09 |
| Fire Protection | 21,000.00 | Prior Years Surplus Appropriated | 66,643.75 | Total Taxes Billed | 876,225.71 |
| Police Protection | 72,351.00 | REVENUES TOTAL | 1,302,765.90 | 1985 TAXES COLLECTED | 793,887.71 |
| Civil Defense & Disaster Control | 100.00 | Reserve For Uncollected Taxes | 78,800.00 | 1985 Taxes Cancelled, Abated or Adjusted | 1,264.19 |
| Environmental Inspection & Control | | CAPITAL OUTLAY TOTAL | 5,000.00 | Transfer to Tax Title Liens or Foreclosed | 11,841.68 |
| Other Public Safety | | | | Balance Outstanding Dec. 31, 1985 | 69,232.13 |
| PUBLIC WORKS | | | | PRIOR YEARS TAXES OUTSTANDING | |
| Streets and Drainage | 68,874.83 | Public Enterprises | | Balance January 1, 1985 | 60,437.20 |
| Sewers and Sewage Processing | 20,500.00 | Recreation—Culture | | Collected in 1985 | 52,785.93 |
| Garbage and Trash Disposal | 24,397.17 | Public Works | 5,000.00 | Cancelled, Abated or Adjusted 1985 | 2,213.87 |
| Public Buildings and Grounds | 578.22 | Buildings and Grounds | | Transfers to Tax Title Liens or Foreclosed | |
| Other Public Works | | Library and Education | | Balance December 31, 1985 | 5,437.40 |
| HEALTH and WELFARE | | Conservation | | TAX TITLE LIENS OUTSTANDING | |
| Health Services Except Environmental | 2,400.00 | All Other | | Balance January 1, 1985 | 50,780.61 |
| Welfare-Public Assistance | 2,000.00 | | | Transfer From Taxes | 11,841.68 |
| Hospitals, Clinics, First Aid | | | | Redeemed in 1985 | 1,590.46 |
| Animal, Insect, & Rodent Control | | | | Cancelled, Abated or Adjusted (1985) | |
| Other Welfare Services | | | | Transfers to Foreclosed Property | |
| RECREATION and CONSERVATION | | | | Balance December 31, 1985 | 61,031.83 |
| Beaches and Boardwalks | 2,000.00 | | | PROPERTY ACQUIRED BY DEED OR | |
| Parks, Playgrounds, Shade Trees | 749.18 | | | FORECLOSURE | |
| Land Reclamation & Conservation | 3,046.76 | | | Balance January 1, 1985 | |
| Other Recreational Services | | | | Transfers From Taxes or Liens | |
| EDUCATION (excluding schools) | | | | Sale for Cash (1985) | |
| Libraries | 75.00 | | | Cancelled, Abated or Adjusted (1985) | |
| Other Educational Services | | | | Balance December 31, 1985 | |
| STATUTORY EXPENDITURES | | | | CURRENT FINANCES DECEMBER 31, 1985 | |
| Pensions & F. I. C. A. | 9,781.86 | | | ASSETS | |
| Employee Fringe Benefits | 5,820.00 | | | Cash Dec. 31, 1985 | 314,499.45 |
| Other Statutory Expenditures | 1,400.00 | | | Taxes Receivable | 74,669.53 |
| CETA And Other Public Employment Programs | | | | Tax Title Liens | 61,031.83 |
| MUNICIPAL FUNCTIONS TOTAL | 558,517.45 | | | Foreclosed Property | |
| CAPITAL IMPROVEMENTS *MEMO* | 11,000.00 | | | Emergencies & Other Deferred Charges | 1,151.95 |
| DEBT SERVICE | | | | State and Federal Aid Receivable | |
| Principal Payments | 6,683.17 | | | Other Receivables | 169,086.00 |
| Interest Payments | | | | Total | 620,438.76 |
| DEFERRED CHARGES | 1,058.14 | | | LIABILITIES, RESERVES, AND SURPLUS | |
| SCHOOL, COUNTY, SPECIAL DISTRICT TAXES | 717,808.17 | | | Cash Liabilities | 438,700.19 |
| RESERVE FOR UNCOLLECTED TAXES | 78,800.00 | | | Reserves for Receivables | 135,784.36 |
| EXPENDITURES TOTAL | 1,362,866.93 | | | Surplus Dec. 31, 1985 | 45,954.21 |
| | | | | Total | 620,438.76 |

1910
 Population 1980 **3,916**
 Population 1985 **4,170**
 S & P Rating
 Moody Rating

General Tax Rate Per \$100. **2.90**
 State Equalized Tax Rate **2.43**

HAMPTON TOWNSHIP - SUSSEX COUNTY
Form of Government:
Township Committee
Number of Members on Governing Body - 5

PER CAPITA:
 Gross Debt **471.78**
 Net Debt **184.29**
 Debt Service **16.98**
 Total Tax Levy **778.95**
 Municipal Expenditures **304.81**

PER CENT:
 Gross Debt **1.62**
 Net Debt **.63**
 Tax Levy Collected **90.36**
 Tax Levy Cancelled, Abated or Adjusted

| EXPENDITURES | | REVENUES-REALIZED | | 1985 PROPERTY TAX | |
|---|--------------|--|----------------|--|-------------------|
| GENERAL GOVERNMENT | | | | STATE EQUALIZED TAX RATE | |
| Governing Body & Public Boards | | 1985 Property Taxes Collected | 2,930,380.42 | Local District School Taxes | .68 890,813.62 |
| Municipal Clerk | | 1985 Payments in Lieu of Taxes | 141.57 | Regional & Consolidated School Tax | .86 1,131,705.44 |
| Financial Administration | 21,041.00 | Delinquent Tax & Lien Collections | 305,321.31 | School Taxes in Municipal Budget | |
| Assessment of Taxes | 35,434.99 | Business Personalty Replacement Taxes | 46,064.36 | County Taxes | .53 698,965.26 |
| Collection of Taxes | 44,300.00 | Taxes from Public Utilities | 209,642.00 | County Library Taxes | .04 47,612.39 |
| Planning, Housing & Development | 27,396.85 | Other Miscellaneous Tax Revenues | | Local Municipal Purpose Taxes | .32 427,000.00 |
| Human Resources | | State Aid Revenues | 20,415.69 | Veteran & Senior Citizen Taxes | |
| Elections | | Federal Aid Revenues | | Total Taxes for Rate Computation | 2.43 3,239,046.71 |
| General Administration (other) | 99,807.69 | State and Local Fiscal Assistance Act Utilized | 35,844.00 | Special District Taxes | |
| JUDICIARY | | Sale of Acquired Property | 3,666.00 | Bank Corp. Taxes | 5,103.46 |
| Municipal Courts | 15,123.66 | Other Miscellaneous Revenues | 176,757.43 | Added and Omitted Taxes | 47,002.70 |
| PUBLIC SAFETY | | Total | 3,728,232.78 | Total Taxes Levied - ABSTRACT | 3,248,202.87 |
| Fire Protection | 30,820.00 | Prior Years Surplus Appropriated | 250,000.00 | Total Taxes Billed | 3,243,099.41 |
| Police Protection | 4,914.00 | REVENUES TOTAL | 3,978,232.78 | 1985 TAXES COLLECTED | 2,930,380.42 |
| Civil Defense & Disaster Control | 2,283.72 | Reserve For Uncollected Taxes | 366,280.46 | 1985 Taxes Cancelled, Abated or Adjusted | |
| Environmental Inspection & Control | 24,018.39 | CAPITAL OUTLAY TOTAL | 139,558.47 | Transfer to Tax Title Liens or Foreclosed | |
| Other Public Safety | | | | Balance Outstanding Dec. 31, 1985 | 312,718.99 |
| PUBLIC WORKS | | | | PRIOR YEARS TAXES OUTSTANDING | |
| Streets and Drainage | 234,979.53 | Public Enterprises | | Balance January 1, 1985 | 415,611.92 |
| Sewers and Sewage Processing | | Recreation—Culture | | Collected in 1985 | 286,842.72 |
| Garbage and Trash Disposal | 119,000.00 | Public Works | 139,558.47 | Cancelled, Abated or Adjusted 1985 | |
| Public Buildings and Grounds | 14,723.98 | Buildings and Grounds | | Transfers to Tax Title Liens or Foreclosed | |
| Other Public Works | | Library and Education | | Balance December 31, 1985 | 128,769.20 |
| HEALTH and WELFARE | | Conservation | | TAX TITLE LIENS OUTSTANDING | |
| Health Services Except Environmental | 20,940.00 | All Other | | Balance January 1, 1985 | 322,464.79 |
| Welfare-Public Assistance | 1,710.00 | CAPITAL DEBT AUTHORIZED, DECEMBER 31, 1985 | | Transfer From Taxes | |
| Hospitals, Clinics, First Aid | | ISSUED AND UNISSUED GROSS DEBT NET DEBT | | Redeemed in 1985 | 18,478.59 |
| Animal, Insect, & Rodent Control | 205.50 | School | 1,168,489 | Cancelled, Abated or Adjusted (1985) | |
| Other Welfare Services | | Self-liquidating | 798,835 | Transfers to Foreclosed Property | |
| RECREATION and CONSERVATION | | Other | 768,481 | Balance December 31, 1985 | 303,986.20 |
| Beaches and Boardwalks | | Total | 1,967,325 | PROPERTY ACQUIRED BY DEED OR | |
| Parks, Playgrounds, Shade Trees | | | | FORECLOSURE | |
| Land Reclamation & Conservation | 250.00 | ISSUED AND OUTSTANDING | | Balance January 1, 1985 | |
| Other Recreational Services | 12,272.98 | School | 1,168,489.04 | Transfers From Taxes or Liens | |
| EDUCATION (excluding schools) | | Self-Liquidating | | Sale for Cash (1985) | |
| Libraries | | Other | 540,840.78 | Cancelled, Abated or Adjusted (1985) | |
| Other Educational Services | | Total | 1,709,329.82 | Balance December 31, 1985 | |
| STATUTORY EXPENDITURES | | EQUALIZED VALUATION BASIS | | CURRENT FINANCES DECEMBER 31, 1985 | |
| Pensions & F. I. C. A. | 40,000.00 | FOR NET DEBT COMPUTATION | 121,117,430 | ASSETS | |
| Employee Fringe Benefits | 25,983.57 | REAL PROPERTY VALUATIONS | | Cash Dec. 31, 1985 | 590,093.04 |
| Other Statutory Expenditures | 1,000.00 | Code Class # of Parcels % VAL'N ASSESSED VALUATION | | Taxes Receivable | 441,488.19 |
| CETA And Other Public Employment Programs | | 1 Vacant Land 1422 10.79 | 11,821,370.00 | Tax Title Liens | 303,986.20 |
| MUNICIPAL FUNCTIONS TOTAL | 776,205.86 | 2 Residential 1247 67.88 | 74,400,705.00 | Foreclosed Property | |
| CAPITAL IMPROVEMENTS *MEMO* | | 3 Farm 355 8.15 | 8,935,934.00 | Emergencies & Other Deferred Charges | |
| DEBT SERVICE | | 4a Commercial 59 13.18 | 14,448,913.00 | State and Federal Aid Receivable | 13,051.61 |
| Principal Payments | 25,000.00 | 4b Industrial | | Other Receivables | 168,254.72 |
| Interest Payments | 45,804.22 | 4c Apartments | | Total | 1,516,873.76 |
| DEFERRED CHARGES | 57,769.37 | Total | 109,606,922.00 | LIABILITIES, RESERVES, AND SURPLUS | |
| SCHOOL, COUNTY, SPECIAL DISTRICT TAXES | 2,769,096.71 | Land Area 24.95 Sq. Miles | | Cash Liabilities | 209,140.87 |
| RESERVE FOR UNCOLLECTED TAXES | 366,280.46 | Net Valuation Taxable-Municipal | 110,272,791 | Reserves for Receivables | 913,729.11 |
| EXPENDITURES TOTAL | 4,040,156.62 | Net Valuation Taxable-County | 126,914,318 | Surplus Dec. 31, 1985 | 394,003.78 |
| | | State Equalized Valuation | 131,649,284 | Total | 1,516,873.76 |
| | | State Equalization Ratio | 83.68 | | |

1412
Population 1980 11,846
Population 1985 11,943
S & P Rating
Moody Rating

General Tax Rate Per \$100.

1.70

State Equalized Tax Rate

1.45

HANOVER TOWNSHIP – MORRIS COUNTY

Form of Government:

Township Committee

Number of Members on Governing Body – 5

PER CAPITA:

Gross Debt

289.81

Net Debt

Debt Service

Total Tax Levy

1,337.09

Municipal Expenditures

531.27

PER CENT:

Gross Debt

.39

Net Debt

Tax Levy Collected

95.30

Tax Levy Cancelled, Abated

or Adjusted

1.03

| EXPENDITURES | | REVENUES-REALIZED | | 1985 PROPERTY TAX | |
|---|---------------|--|----------------|--|------|
| GENERAL GOVERNMENT | | 1985 Property Taxes Collected | | STATE EQUALIZED TAX RATE | |
| Governing Body & Public Boards | | | 15,265,501.91 | Local District School Taxes | .54 |
| Municipal Clerk | | 1985 Payments in Lieu of Taxes | | Regional & Consolidated School Tax | .35 |
| Financial Administration | 68,550.00 | Delinquent Tax & Lien Collections | 457,312.80 | School Taxes in Municipal Budget | |
| Assessment of Taxes | 12,415.00 | Business Personalty Replacement Taxes | 906,911.72 | County Taxes | .38 |
| Collection of Taxes | 53,140.00 | Taxes from Public Utilities | 1,290,387.00 | County Library Taxes | .02 |
| Planning, Housing & Development | 50,337.00 | Other Miscellaneous Tax Revenues | | Local Municipal Purpose Taxes | .16 |
| Human Resources | | State Aid Revenues | 89,631.04 | Veteran & Senior Citizen Taxes | |
| Elections | | Federal Aid Revenues | | Total Taxes for Rate Computation | 1.45 |
| General Administration (other) | 893,750.00 | State and Local Fiscal Assistance Act Utilized | 98,873.76 | Special District Taxes | |
| JUDICIARY | | Sale of Acquired Property | | Bank Corp. Taxes | |
| Municipal Courts | 35,393.37 | Other Miscellaneous Revenues | 1,086,519.05 | Added and Omitted Taxes | |
| PUBLIC SAFETY | | Total | 19,195,137.28 | Total Taxes Levied - ABSTRACT | |
| Fire Protection | 3,900.00 | Prior Years Surplus Appropriated | 1,900,000.00 | Total Taxes Billed | |
| Police Protection | 1,188,531.79 | REVENUES | 21,095,137.28 | 1985 TAXES COLLECTED | |
| Civil Defense & Disaster Control | 3,390.00 | Reserve For Uncollected Taxes | 1,234,721.67 | 1985 Taxes Cancelled, Abated or Adjusted | |
| Environmental Inspection & Control | 63,500.00 | | | Transfer to Tax Title Liens or Foreclosed | |
| Other Public Safety | | CAPITAL OUTLAY | 556,145.57 | Balance Outstanding Dec. 31, 1985 | |
| PUBLIC WORKS | | Total | | PRIOR YEARS TAXES OUTSTANDING | |
| Streets and Drainage | 1,320,722.81 | Public Enterprises | 2,797.37 | Balance January 1, 1985 | |
| Sewers and Sewage Processing | | Recreation—Culture | | Collected in 1985 | |
| Garbage and Trash Disposal | 384,000.00 | Public Works | 546,912.83 | Cancelled, Abated or Adjusted 1985 | |
| Public Buildings and Grounds | 46,000.00 | Buildings and Grounds | 6,435.37 | Transfers to Tax Title Liens or Foreclosed | |
| Other Public Works | | Library and Education | | Balance December 31, 1985 | |
| HEALTH and WELFARE | | Conservation | | TAX TITLE LIENS OUTSTANDING | |
| Health Services Except Environmental | 86,000.00 | All Other | | Balance January 1, 1985 | |
| Welfare-Public Assistance | 7,600.00 | | | Transfer From Taxes | |
| Hospitals, Clinics, First Aid | | CAPITAL DEBT AUTHORIZED, DECEMBER 31, 1985 | | Redeemed in 1985 | |
| Animal, Insect, & Rodent Control | 4,400.00 | ISSUED AND UNISSUED | | Cancelled, Abated or Adjusted (1985) | |
| Other Welfare Services | | SCHOOL | 3,461,182 | Transfers to Foreclosed Property | |
| RECREATION and CONSERVATION | | Self-liquidating | | Balance December 31, 1985 | |
| Beaches and Boardwalks | | Other | | PROPERTY ACQUIRED BY DEED OR | |
| Parks, Playgrounds, Shade Trees | 137,350.00 | Total | 3,461,182 | FORECLOSURE | |
| Land Reclamation & Conservation | 8,148.13 | ISSUED AND OUTSTANDING | | Balance January 1, 1985 | |
| Other Recreational Services | 101,825.00 | School | 3,461,182.27 | Transfers From Taxes or Liens | |
| EDUCATION (excluding schools) | | Self-Liquidating | | Sale for Cash (1985) | |
| Libraries | 30,000.00 | Other | | Cancelled, Abated or Adjusted (1985) | |
| Other Educational Services | 3,100.00 | Total | 3,461,182.27 | Balance December 31, 1985 | |
| STATUTORY EXPENDITURES | | EQUALIZED VALUATION BASIS | | CURRENT FINANCES DECEMBER 31, 1985 | |
| Pensions & F. I. C. A. | 425,010.00 | FOR NET DEBT COMPUTATION | 893,902,736 | ASSETS | |
| Employee Fringe Benefits | 178,200.00 | REAL PROPERTY VALUATIONS | | Cash Dec. 31, 1985 | |
| Other Statutory Expenditures | 5,000.00 | Code Class # of Parcels % VAL'N | | Taxes Receivable | |
| CETA And Other Public Employment Programs | | 1 Vacant Land 340 9.28 | 79,197,300.00 | Tax Title Liens | |
| MUNICIPAL FUNCTIONS | | 2 Residential 3496 43.75 | 373,481,700.00 | Foreclosed Property | |
| CAPITAL IMPROVEMENTS | *MEMO* | 3 Farm 2 | 7,600.00 | Emergencies & Other Deferred Charges | |
| DEBT SERVICE | | 4a Commercial 146 16.74 | 142,924,300.00 | State and Federal Aid Receivable | |
| Principal Payments | | 4b Industrial 108 30.15 | 257,358,600.00 | Other Receivables | |
| Interest Payments | | 4c Apartments 4 .08 | 718,300.00 | Total | |
| DEFERRED CHARGES | | Total 4096 | 853,687,800.00 | LIABILITIES, RESERVES, AND SURPLUS | |
| SCHOOL, COUNTY, SPECIAL DISTRICT TAXES | 13,942,091.30 | Land Area 10.80 Sq. Miles | | Cash Liabilities | |
| RESERVE FOR UNCOLLECTED TAXES | 1,234,721.67 | Net Valuation Taxable-Municipal | 898,187,156 | Reserves for Receivables | |
| EXPENDITURES | | Net Valuation Taxable-County | 1,123,991,211 | Surplus Dec. 31, 1985 | |
| TOTAL | 20,287,076.07 | State Equalized Valuation | 1,047,082,571 | Total | |
| | | State Equalization Ratio | 85.15 | | |

1413
Population 1980 3,236
Population 1985 3,405
S & P Rating
Moody Rating

General Tax Rate Per \$100. 3.16
State Equalized Tax Rate .92

HARDING TOWNSHIP - MORRIS COUNTY
Form of Government:
Township Committee
Number of Members on Governing Body - 5

PER CAPITA:
Gross Debt 288.43
Net Debt 256.12
Debt Service 41.38
Total Tax Levy 1,170.05
Municipal Expenditures 565.96
PER CENT:
Gross Debt .25
Net Debt .23
Tax Levy Collected 98.57
Tax Levy Cancelled, Abated or Adjusted

| EXPENDITURES | | REVENUES-REALIZED | | 1985 PROPERTY TAX | |
|---|--------------|--|--------------|--|------------------|
| GENERAL GOVERNMENT | | | | STATE EQUALIZED TAX RATE | |
| Governing Body & Public Boards | | 1985 Property Taxes Collected | 3,933,184.07 | Local District School Taxes | .38 1,657,030.50 |
| Municipal Clerk | | 1985 Payments in Lieu of Taxes | | Regional & Consolidated School Tax | |
| Financial Administration | 20,350.00 | Delinquent Tax & Lien Collections | 76,374.47 | School Taxes in Municipal Budget | |
| Assessment of Taxes | 21,984.55 | Business Personalty Replacement Taxes | 18,701.36 | County Taxes | .33 1,425,197.85 |
| Collection of Taxes | 5,160.51 | Taxes from Public Utilities | 396,104.00 | County Library Taxes | .01 56,358.97 |
| Planning, Housing & Development | 96,777.00 | Other Miscellaneous Tax Revenues | | Local Municipal Purpose Taxes | .19 807,161.55 |
| Human Resources | | State Aid Revenues | 22,516.33 | Veteran & Senior Citizen Taxes | |
| Elections | | Federal Aid Revenues | | Total Taxes for Rate Computation | .91 3,964,898.87 |
| General Administration (other) | 270,334.63 | State and Local Fiscal Assistance Act Utilized | 14,209.46 | Special District Taxes | |
| JUDICIARY | | Sale of Acquired Property | | Bank Corp. Taxes | 5,341.64 |
| Municipal Courts | 39,825.00 | Other Miscellaneous Revenues | 306,666.05 | Added and Omitted Taxes | 32,922.17 |
| PUBLIC SAFETY | | Total | 4,767,755.74 | Total Taxes Levied - ABSTRACT | 3,984,012.68 |
| Fire Protection | 10,078.40 | Prior Years Surplus Appropriated | 500,000.00 | Total Taxes Billed | 3,990,417.62 |
| Police Protection | 543,500.00 | REVENUES TOTAL | 5,267,755.74 | 1985 TAXES COLLECTED | 3,933,184.07 |
| Civil Defense & Disaster Control | 1,500.00 | Reserve For Uncollected Taxes | 239,337.45 | 1985 Taxes Cancelled, Abated or Adjusted | |
| Environmental Inspection & Control | 25,100.00 | CAPITAL OUTLAY TOTAL | 417,041.60 | Transfer to Tax Title Liens or Foreclosed | 1,820.16 |
| Other Public Safety | | | | Balance Outstanding Dec. 31, 1985 | 55,413.39 |
| PUBLIC WORKS | | | | PRIOR YEARS TAXES OUTSTANDING | |
| Streets and Drainage | 200,400.00 | Public Enterprises | | Balance January 1, 1985 | 76,393.91 |
| Sewers and Sewage Processing | | Recreation—Culture | | Collected in 1985 | 76,374.47 |
| Garbage and Trash Disposal | | Public Works | 417,041.60 | Cancelled, Abated or Adjusted 1985 | 19.44 |
| Public Buildings and Grounds | 60,421.60 | Buildings and Grounds | | Transfers to Tax Title Liens or Foreclosed | |
| Other Public Works | | Library and Education | | Balance December 31, 1985 | |
| HEALTH and WELFARE | | Conservation | | TAX TITLE LIENS OUTSTANDING | |
| Health Services Except Environmental | 42,350.00 | All Other | | Balance January 1, 1985 | 6,667.23 |
| Welfare-Public Assistance | 3,000.00 | CAPITAL DEBT AUTHORIZED, DECEMBER 31, 1985 | | Transfer From Taxes | 1,820.16 |
| Hospitals, Clinics, First Aid | | ISSUED AND UNISSUED GROSS DEBT NET DEBT | | Redeemed in 1985 | |
| Animal, Insect, & Rodent Control | 541.00 | School 30,000 | | Cancelled, Abated or Adjusted (1985) | |
| Other Welfare Services | | Self-Liquidating | | Transfers to Foreclosed Property | |
| RECREATION and CONSERVATION | | Other 952,088 872,088 | | Balance December 31, 1985 | 8,487.39 |
| Beaches and Boardwalks | | Total 982,088 872,088 | | PROPERTY ACQUIRED BY DEED OR | |
| Parks, Playgrounds, Shade Trees | 1,725.00 | ISSUED AND OUTSTANDING | | FORECLOSURE | |
| Land Reclamation & Conservation | 7,500.00 | School 30,000.00 | | Balance January 1, 1985 | |
| Other Recreational Services | 3,265.00 | Self-Liquidating | | Transfers From Taxes or Liens | |
| EDUCATION (excluding schools) | | Other 950,917.40 | | Sale for Cash (1985) | |
| Libraries | 2,500.00 | Total 980,917.40 | | Cancelled, Abated or Adjusted (1985) | |
| Other Educational Services | 1,500.00 | EQUALIZED VALUATION BASIS | | Balance December 31, 1985 | |
| STATUTORY EXPENDITURES | | FOR NET DEBT COMPUTATION | 386,212,911 | CURRENT FINANCES DECEMBER 31, 1985 | |
| Pensions & F. I. C. A. | 120,291.54 | REAL PROPERTY VALUATIONS | | ASSETS | |
| Employee Fringe Benefits | 53,439.92 | Code Class # of Parcels % VAL'N | | Cash Dec. 31, 1985 | 1,195,155.95 |
| Other Statutory Expenditures | | 1 Vacant Land 249 5.56 | | Taxes Receivable | 55,413.39 |
| CETA And Other Public Employment Programs | | 2 Residential 1175 84.22 | | Tax Title Liens | 8,487.39 |
| MUNICIPAL FUNCTIONS | | 3 Farm 124 1.90 | | Foreclosed Property | |
| CAPITAL IMPROVEMENTS *MEMO* | 20,000.00 | 4a Commercial 34 7.94 | | Emergencies & Other Deferred Charges | 58,900.00 |
| DEBT SERVICE | | 4b Industrial 2 .38 | | State and Federal Aid Receivable | |
| Principal Payments | 130,305.85 | 4c Apartments | | Other Receivables | |
| Interest Payments | 10,590.99 | Total 1584 | | Total | 1,317,956.73 |
| DEFERRED CHARGES | 15,300.00 | Land Area 20.50 Sq. Miles | | LIABILITIES, RESERVES, AND SURPLUS | |
| SCHOOL, COUNTY, SPECIAL DISTRICT TAXES | 3,138,587.32 | Net Valuation Taxable-Municipal | 125,237,198 | Cash Liabilities | 544,736.54 |
| RESERVE FOR UNCOLLECTED TAXES | 239,337.45 | Net Valuation Taxable-County | 394,106,891 | Reserves for Receivables | 63,900.78 |
| EXPENDITURES TOTAL | 5,065,665.76 | State Equalized Valuation | 429,272,506 | Surplus Dec. 31, 1985 | 709,319.41 |
| | | State Equalization Ratio | 29.07 | Total | 1,317,956.73 |

2109
Population 1980 947
Population 1985 1,049
S & P Rating
Moody Rating

General Tax Rate Per \$100. 2.59
State Equalized Tax Rate 2.25

HARDWICK TOWNSHIP - WARREN CO.
Form of Government:
Township Committee
Number of Members on Governing Body - 3

PER CAPITA:
Gross Debt 99.89
Net Debt
Debt Service
Total Tax Levy 891.81
Municipal Expenditures 255.23
PER CENT:
Gross Debt .27
Net Debt
Tax Levy Collected 91.78
Tax Levy Cancelled, Abated or Adjusted .03

| EXPENDITURES | | REVENUES-REALIZED | | 1985 PROPERTY TAX | |
|---|--------------|--|--------------|--|------------|
| GENERAL GOVERNMENT | | | | STATE EQUALIZED TAX RATE | |
| Governing Body & Public Boards | | 1985 Property Taxes Collected | 860,660.15 | Local District School Taxes .73 | 299,185.00 |
| Municipal Clerk | | 1985 Payments in Lieu of Taxes | | Regional & Consolidated School Tax .71 | 289,590.08 |
| Financial Administration | 9,305.00 | Delinquent Tax & Lien Collections | 59,673.34 | School Taxes in Municipal Budget | |
| Assessment of Taxes | 6,750.00 | Business Personalty Replacement Taxes | 8,734.56 | County Taxes | 286,042.30 |
| Collection of Taxes | 5,215.00 | Taxes from Public Utilities | 81,452.00 | County Library Taxes .04 | 14,722.24 |
| Planning, Housing & Development | 8,625.00 | Other Miscellaneous Tax Revenues | | Local Municipal Purpose Taxes .08 | 32,000.00 |
| Human Resources | | State Aid Revenues | 4,213.39 | Veteran & Senior Citizen Taxes | 9,000.00 |
| Elections | | Federal Aid Revenues | | Total Taxes for Rate Computation 2.26 | 930,539.62 |
| General Administration (other) | 33,230.00 | State and Local Fiscal Assistance Act Utilized | 7,669.72 | Special District Taxes | |
| JUDICIARY | | Sale of Acquired Property | | Bank Corp. Taxes | |
| Municipal Courts | 2,240.00 | Other Miscellaneous Revenues | 50,120.68 | Added and Omitted Taxes | 13,973.95 |
| PUBLIC SAFETY | | Total | 1,072,523.84 | Total Taxes Levied - ABSTRACT | 935,513.57 |
| Fire Protection | 1,070.00 | Prior Years Surplus Appropriated | 86,970.17 | Total Taxes Billed | 937,779.70 |
| Police Protection | 2,240.00 | REVENUES TOTAL | 1,159,494.01 | 1985 TAXES COLLECTED | 860,660.15 |
| Civil Defense & Disaster Control | 750.00 | Reserve For Uncollected Taxes | 71,100.00 | 1985 Taxes Cancelled, Abated or Adjusted | 305.62 |
| Environmental Inspection & Control | 6,870.00 | | | Transfer to Tax Title Liens or Foreclosed | |
| Other Public Safety | | CAPITAL OUTLAY TOTAL | | Balance Outstanding Dec. 31, 1985 | 76,813.57 |
| PUBLIC WORKS | | | | PRIOR YEARS TAXES OUTSTANDING | |
| Streets and Drainage | 97,255.00 | Public Enterprises | | Balance January 1, 1985 | 60,343.27 |
| Sewers and Sewage Processing | | Recreation—Culture | | Collected in 1985 | 58,256.68 |
| Garbage and Trash Disposal | 5,500.00 | Public Works | | Cancelled, Abated or Adjusted 1985 | 1.76 |
| Public Buildings and Grounds | 1,200.00 | Buildings and Grounds | | Transfers to Tax Title Liens or Foreclosed | 1,981.33 |
| Other Public Works | | Library and Education | | Balance December 31, 1985 | 103.50 |
| HEALTH and WELFARE | | Conservation | | TAX TITLE LIENS OUTSTANDING | |
| Health Services Except Environmental | 325.00 | All Other | | Balance January 1, 1985 | |
| Welfare-Public Assistance | | | | Transfer From Taxes | 2,116.55 |
| Hospitals, Clinics, First Aid | | CAPITAL DEBT AUTHORIZED, DECEMBER 31, 1985 | | Redeemed in 1985 | 1,416.66 |
| Animal, Insect, & Rodent Control | 1,010.00 | ISSUED AND UNISSUED GROSS DEBT NET DEBT | | Cancelled, Abated or Adjusted (1985) | |
| Other Welfare Services | | School 104,779 | | Transfers to Foreclosed Property | |
| RECREATION and CONSERVATION | | Self-Liquidating | | Balance December 31, 1985 | 699.89 |
| Beaches and Boardwalks | | Other | | PROPERTY ACQUIRED BY DEED OR | |
| Parks, Playgrounds, Shade Trees | | Total 104,779 | | FORECLOSURE | |
| Land Reclamation & Conservation | | | | Balance January 1, 1985 | 20,300.00 |
| Other Recreational Services | 325.00 | ISSUED AND OUTSTANDING | | Transfers From Taxes or Liens | |
| EDUCATION (excluding schools) | | School 104,779.47 | | Sale for Cash (1985) | |
| Libraries | | Self-Liquidating | | Cancelled, Abated or Adjusted (1985) | |
| Other Educational Services | | Other | | Balance December 31, 1985 | 20,300.00 |
| STATUTORY EXPENDITURES | | Total 104,779.47 | | CURRENT FINANCES DECEMBER 31, 1985 | |
| Pensions & F. I. C. A. | 7,830.00 | EQUALIZED VALUATION BASIS | | ASSETS | |
| Employee Fringe Benefits | 3,075.00 | FOR NET DEBT COMPUTATION | 38,710,353 | Cash Dec. 31, 1985 | 439,064.17 |
| Other Statutory Expenditures | 900.00 | REAL PROPERTY VALUATIONS | | Taxes Receivable | 76,917.07 |
| CETA And Other Public Employment Programs | | Code Class # of Parcels % VAL'N ASSESSED VALUATION | | Tax Title Liens | 699.89 |
| MUNICIPAL FUNCTIONS TOTAL | 193,715.00 | 1 Vacant Land 192 12.59 4,455,520.00 | | Foreclosed Property | 20,300.00 |
| CAPITAL IMPROVEMENTS *MEMO* | 15,169.72 | 2 Residential 287 67.87 24,009,725.00 | | Emergencies & Other Deferred Charges | |
| DEBT SERVICE | | 3 Farm 207 16.67 5,900,060.00 | | State and Federal Aid Receivable | |
| Principal Payments | | 4a Commercial 4 2.36 834,700.00 | | Other Receivables | 583.29 |
| Interest Payments | | 4b Industrial 1 .50 177,400.00 | | Total | 537,564.42 |
| DEFERRED CHARGES | 2,920.12 | 4c Apartments | | LIABILITIES, RESERVES, AND SURPLUS | |
| SCHOOL, COUNTY, SPECIAL DISTRICT TAXES | 889,539.62 | Total 691 35,377,405.00 | | Cash Liabilities | 342,035.97 |
| RESERVE FOR UNCOLLECTED TAXES | 71,100.00 | Land Area 17.80 Sq. Miles | | Reserves for Receivables | 98,500.25 |
| EXPENDITURES TOTAL | 1,157,274.74 | Net Valuation Taxable-Municipal | 35,670,104 | Surplus Dec. 31, 1985 | 97,028.20 |
| | | Net Valuation Taxable-County | 41,622,986 | Total | 537,564.42 |
| | | State Equalized Valuation | 40,989,127 | | |
| | | State Equalization Ratio | 86.93 | | |

1911
Population 1980 **4,553**
Population 1985 **4,627**
S & P Rating
Moody Rating

General Tax Rate Per \$100. **2.79**
State Equalized Tax Rate **2.53**

HARDYSTON TOWNSHIP - SUSSEX CO.
Form of Government:
Special Charter (P.L. 1985 c. 327)
Number of Members on Governing Body - 3

PER CAPITA:
Gross Debt **1,516.33**
Net Debt **437.05**
Debt Service **20.45**
Total Tax Levy **883.09**
Municipal Expenditures **371.68**
PER CENT:
Gross Debt **4.78**
Net Debt **1.38**
Tax Levy Collected **92.70**
Tax Levy Cancelled, Abated or Adjusted

| EXPENDITURES | | REVENUES-REALIZED | | 1985 PROPERTY TAX | |
|---|---------------------|--|-----------------------|---|---------------------|
| GENERAL GOVERNMENT | | | | STATE EQUALIZED TAX RATE | |
| Governing Body & Public Boards | | 1985 Property Taxes Collected | 3,785,269.80 | Local District School Taxes | .95 |
| Municipal Clerk | | 1985 Payments in Lieu of Taxes | | Regional & Consolidated School Tax | .55 |
| Financial Administration | 37,671.00 | Delinquent Tax & Lien Collections | 317,947.54 | School Taxes in Municipal Budget | |
| Assessment of Taxes | 14,737.00 | Business Personality Replacement Taxes | 43,946.68 | County Taxes | .51 |
| Collection of Taxes | 27,325.71 | Taxes from Public Utilities | 279,197.00 | County Library Taxes | .03 |
| Planning, Housing & Development | 35,426.45 | Other Miscellaneous Tax Revenues | | Local Municipal Purpose Taxes | .48 |
| Human Resources | | State Aid Revenues | 41,352.58 | Veteran & Senior Citizen Taxes | |
| Elections | 1,193.54 | Federal Aid Revenues | | Total Taxes for Rate Computation | 2.52 |
| General Administration (other) | 153,623.88 | State and Local Fiscal Assistance Act Utilized | 48,826.00 | Special District Taxes | |
| JUDICIARY | | Sale of Acquired Property | | Bank Corp. Taxes | 2,807.63 |
| Municipal Courts | 18,000.00 | Other Miscellaneous Revenues | 195,764.08 | Added and Omitted Taxes | 34,107.82 |
| PUBLIC SAFETY | | Total | 4,712,303.68 | Total Taxes Levied ABSTRACT | 4,086,071.83 |
| Fire Protection | 25,132.25 | Prior Years Surplus Appropriated | 235,000.00 | Total Taxes Billed | 4,083,264.20 |
| Police Protection | 383,852.96 | REVENUES TOTAL | 4,947,303.68 | 1985 TAXES COLLECTED | 3,785,269.80 |
| Civil Defense & Disaster Control | 1,820.00 | Reserve For Uncollected Taxes | 425,081.17 | 1985 Taxes Cancelled, Abated or Adjusted | |
| Environmental Inspection & Control | 44,892.84 | CAPITAL OUTLAY TOTAL | 720,759.85 | Transfer to Tax Title Liens or Foreclosed | |
| Other Public Safety | | | | Balance Outstanding Dec. 31, 1985 | 297,994.40 |
| PUBLIC WORKS | | | | PRIOR YEARS TAXES OUTSTANDING | |
| Streets and Drainage | 90,514.46 | Public Enterprises | | Balance January 1, 1985 | 347,183.55 |
| Sewers and Sewage Processing | | Recreation—Culture | | Collected in 1985 | 293,623.46 |
| Garbage and Trash Disposal | | Public Works | 582,795.08 | Cancelled, Abated or Adjusted 1985 | |
| Public Buildings and Grounds | 30,294.02 | Buildings and Grounds | 137,964.77 | Transfers to Tax Title Liens or Foreclosed | |
| Other Public Works | 37,500.00 | Library and Education | | Balance December 31, 1985 | 53,560.09 |
| HEALTH and WELFARE | | Conservation | | TAX TITLE LIENS OUTSTANDING | |
| Health Services Except Environmental | 25,700.27 | All Other | | Balance January 1, 1985 | 70,309.48 |
| Welfare-Public Assistance | 2,885.40 | CAPITAL DEBT AUTHORIZED, DECEMBER 31, 1985 | | Transfer From Taxes | |
| Hospitals, Clinics, First Aid | | ISSUED AND UNISSUED | | Redeemed in 1985 | 24,324.08 |
| Animal, Insect, & Rodent Control | 1,600.00 | School | 4,978,582 | Cancelled, Abated or Adjusted (1985) | |
| Other Welfare Services | | Self-liquidating | | Transfers to Foreclosed Property | |
| RECREATION and CONSERVATION | | Other | 2,037,493 | Balance December 31, 1985 | 45,985.40 |
| Beaches and Boardwalks | | Total | 7,016,076 | PROPERTY ACQUIRED BY DEED OR FORECLOSURE | |
| Parks, Playgrounds, Shade Trees | | ISSUED AND OUTSTANDING | | Balance January 1, 1985 | 17,800.00 |
| Land Reclamation & Conservation | | School | 4,978,582.64 | Transfers From Taxes or Liens | |
| Other Recreational Services | 6,850.00 | Self-Liquidating | | Sale for Cash (1985) | |
| EDUCATION (excluding schools) | | Other | 1,863,000.00 | Cancelled, Abated or Adjusted (1985) | |
| Libraries | | Total | 6,841,582.64 | Balance December 31, 1985 | 17,800.00 |
| Other Educational Services | | EQUALIZED VALUATION BASIS | | CURRENT FINANCES DECEMBER 31, 1985 | |
| STATUTORY EXPENDITURES | | FOR NET DEBT COMPUTATION | 146,775,950 | ASSETS | |
| Pensions & F. I. C. A. | 73,569.39 | REAL PROPERTY VALUATIONS | | Cash Dec. 31, 1985 | 820,179.36 |
| Employee Fringe Benefits | 54,280.00 | Code Class # of Parcels % VAL'N | | Taxes Receivable | 351,554.49 |
| Other Statutory Expenditures | 5,028.00 | 1 Vacant Land 517 9.61 | | Tax Title Liens | 45,985.40 |
| CETA And Other Public Employment Programs | | 2 Residential 1659 72.81 | | Foreclosed Property | 17,800.00 |
| MUNICIPAL FUNCTIONS | | 3 Farm 190 4.12 | | Emergencies & Other Deferred Charges | 126,595.62 |
| CAPITAL IMPROVEMENTS | 40,000.00 | 4a Commercial 78 7.76 | | State and Federal Aid Receivable | 6,380.72 |
| DEBT SERVICE | | 4b Industrial 11 2.28 | | Other Receivables | 17,362.13 |
| Principal Payments | | 4c Apartments 4 3.43 | | Total | 1,385,857.72 |
| Interest Payments | 94,613.67 | Total 2459 | 144,437,500.00 | LIABILITIES, RESERVES, AND SURPLUS | |
| DEFERRED CHARGES | 128,167.69 | Land Area 32.50 Sq. Miles | | Cash Liabilities | 308,589.31 |
| SCHOOL, COUNTY, SPECIAL DISTRICT TAXES | 3,279,156.38 | Net Valuation Taxable-Municipal | 145,340,108 | Reserves for Receivables | 432,702.02 |
| RESERVE FOR UNCOLLECTED TAXES | 425,081.17 | Net Valuation Taxable-County | 147,553,800 | Surplus Dec. 31, 1985 | 644,566.39 |
| EXPENDITURES | | State Equalized Valuation | 160,080,071 | Total | 1,385,857.72 |
| TOTAL | 4,998,916.08 | State Equalization Ratio | 90.74 | | |

2110
 Population 1980 **2,592**
 Population 1985 **2,614**
 S & P Rating
 Moody Rating

General Tax Rate Per \$100. **3.44**
 State Equalized Tax Rate **2.14**

HARMONY TOWNSHIP – WARREN COUNTY
Form of Government:
Township Committee
Number of Members on Governing Body – 3

PER CAPITA:
 Gross Debt **49.73**
 Net Debt **22.95**
 Debt Service
 Total Tax Levy **672.09**
 Municipal Expenditures **203.04**

PER CENT:
 Gross Debt **.17**
 Net Debt **.08**
 Tax Levy Collected **92.05**
 Tax Levy Cancelled, Abated or Adjusted **.04**

| EXPENDITURES | | REVENUES-REALIZED | | 1985 PROPERTY TAX | |
|---|---------------------|--|----------------------|--|---------------------|
| GENERAL GOVERNMENT | | | | STATE EQUALIZED TAX RATE | |
| Governing Body & Public Boards | | | | Local District School Taxes | 1.36 |
| Municipal Clerk | | | | Regional & Consolidated School Tax | |
| Financial Administration | 9,700.00 | 1985 Property Taxes Collected | 1,618,178.30 | School Taxes in Municipal Budget | |
| Assessment of Taxes | 9,773.20 | 1985 Payments in Lieu of Taxes | | County Taxes | .68 |
| Collection of Taxes | 11,800.00 | Delinquent Tax & Lien Collections | 138,573.96 | County Library Taxes | .04 |
| Planning, Housing & Development | 22,800.00 | Business Personalty Replacement Taxes | 60,062.28 | Local Municipal Purpose Taxes | .06 |
| Human Resources | | Taxes from Public Utilities | 109,582.00 | Veteran & Senior Citizen Taxes | |
| Elections | | Other Miscellaneous Tax Revenues | | Total Taxes for Rate Computation | 2.14 |
| General Administration (other) | 105,325.26 | State Aid Revenues | 13,921.02 | Special District Taxes | |
| JUDICIARY | | Federal Aid Revenues | | Bank Corp. Taxes | 1,823.59 |
| Municipal Courts | | State and Local Fiscal Assistance Act Utilized | 10,692.00 | Added and Omitted Taxes | 16,589.97 |
| PUBLIC SAFETY | | Sale of Acquired Property | | Total Taxes Levied - ABSTRACT | 1,756,855.20 |
| Fire Protection | 5,000.00 | Other Miscellaneous Revenues | 91,049.36 | Total Taxes Billed | 1,757,913.07 |
| Police Protection | 600.00 | Total | 2,042,058.92 | 1985 TAXES COLLECTED | 1,618,178.30 |
| Civil Defense & Disaster Control | 1,500.00 | Prior Years Surplus Appropriated | 92,396.87 | 1985 Taxes Cancelled, Abated or Adjusted | 639.12 |
| Environmental Inspection & Control | 4,125.00 | REVENUES TOTAL | 2,134,455.79 | Transfer to Tax Title Liens or Foreclosed | 1,667.60 |
| Other Public Safety | | Reserve For Uncollected Taxes | 149,400.00 | Balance Outstanding Dec. 31, 1985 | 137,428.05 |
| PUBLIC WORKS | | CAPITAL OUTLAY TOTAL | 58,556.12 | PRIOR YEARS TAXES OUTSTANDING | |
| Streets and Drainage | 174,940.00 | Public Enterprises | | Balance January 1, 1985 | 145,352.00 |
| Sewers and Sewage Processing | | Recreation—Culture | 795.92 | Collected in 1985 | 134,526.11 |
| Garbage and Trash Disposal | | Public Works | 57,760.20 | Cancelled, Abated or Adjusted 1985 | 25.04 |
| Public Buildings and Grounds | | Buildings and Grounds | | Transfers to Tax Title Liens or Foreclosed | |
| Other Public Works | | Library and Education | | Balance December 31, 1985 | 10,800.85 |
| HEALTH and WELFARE | | Conservation | | TAX TITLE LIENS OUTSTANDING | |
| Health Services Except Environmental | 1,774.74 | All Other | | Balance January 1, 1985 | 7,072.57 |
| Welfare-Public Assistance | 1,650.00 | CAPITAL DEBT AUTHORIZED, DECEMBER 31, 1985 | | Transfer From Taxes | 1,856.85 |
| Hospitals, Clinics, First Aid | | ISSUED AND UNISSUED | | Redeemed in 1985 | 4,047.85 |
| Animal, Insect, & Rodent Control | | School | 70,000 | Cancelled, Abated or Adjusted (1985) | |
| Other Welfare Services | | Self-liquidating | | Transfers to Foreclosed Property | |
| RECREATION and CONSERVATION | | Other | 60,000 | Balance December 31, 1985 | 4,881.57 |
| Beaches and Boardwalks | | Total | 130,000 | PROPERTY ACQUIRED BY DEED OR FORECLOSURE | |
| Parks, Playgrounds, Shade Trees | 10,000.00 | ISSUED AND OUTSTANDING | | Balance January 1, 1985 | 8,380.00 |
| Land Reclamation & Conservation | | School | 70,000.00 | Transfers From Taxes or Liens | |
| Other Recreational Services | | Self-Liquidating | | Sale for Cash (1985) | |
| EDUCATION (excluding schools) | | Other | | Cancelled, Abated or Adjusted (1985) | |
| Libraries | | Total | 70,000.00 | Balance December 31, 1985 | 8,380.00 |
| Other Educational Services | | EQUALIZED VALUATION BASIS | | CURRENT FINANCES DECEMBER 31, 1985 | |
| STATUTORY EXPENDITURES | | FOR NET DEBT COMPUTATION | 77,614,572 | ASSETS | |
| Pensions & F. I. C. A. | 16,446.80 | REAL PROPERTY VALUATIONS | | Cash Dec. 31, 1985 | 357,025.12 |
| Employee Fringe Benefits | 5,100.00 | Code Class # of Parcels % VAL'N | | Taxes Receivable | 148,228.90 |
| Other Statutory Expenditures | 800.00 | 1 Vacant Land 444 8.68 | 4,367,030.00 | Tax Title Liens | 4,881.57 |
| CETA And Other Public Employment Programs | | 2 Residential 825 64.44 | 32,407,580.00 | Foreclosed Property | 8,380.00 |
| MUNICIPAL FUNCTIONS TOTAL | 381,335.00 | 3 Farm 313 14.26 | 7,171,657.00 | Emergencies & Other Deferred Charges | |
| CAPITAL IMPROVEMENTS *MEMO* | | 4a Commercial 39 9.27 | 4,663,925.00 | State and Federal Aid Receivable | |
| DEBT SERVICE | | 4b Industrial 8 3.25 | 1,633,160.00 | Other Receivables | 15.70 |
| Principal Payments | | 4c Apartments 1 .10 | 50,170.00 | Total | 518,531.29 |
| Interest Payments | | Total 1630 | 50,293,522.00 | LIABILITIES, RESERVES, AND SURPLUS | |
| DEFERRED CHARGES | | Land Area 24.00 Sq. Miles | | Cash Liabilities | 197,621.94 |
| SCHOOL, COUNTY, SPECIAL DISTRICT TAXES | 1,693,441.64 | Net Valuation Taxable-Municipal | 50,641,665 | Reserves for Receivables | 161,506.17 |
| RESERVE FOR UNCOLLECTED TAXES | 149,400.00 | Net Valuation Taxable-County | 80,950,179 | Surplus Dec. 31, 1985 | 159,403.18 |
| EXPENDITURES TOTAL | 2,224,176.64 | State Equalized Valuation | 81,197,495 | Total | 518,531.29 |
| | | State Equalization Ratio | 62.21 | | |

0224
Population 1980 4,532
Population 1985 4,612
S & P Rating A+
Moody Rating A1

General Tax Rate Per \$100. 4.70
State Equalized Tax Rate 2.27

HARRINGTON PARK BORO. — BERGEN CO.
Form of Government:
Borough Council
Number of Members on Governing Body — 6

PER CAPITA:
Gross Debt 688.59
Net Debt 611.80
Debt Service 75.30
Total Tax Levy 1,167.26
Municipal Expenditures 460.66
PER CENT:
Gross Debt 1.51
Net Debt 1.34
Tax Levy Collected 99.06
Tax Levy Cancelled, Abated or Adjusted .05

| EXPENDITURES | | REVENUES-REALIZED | | 1985 PROPERTY TAX | |
|---|--------------|--|--------------------|--|--------------|
| GENERAL GOVERNMENT | | | | STATE EQUALIZED TAX RATE | |
| Governing Body & Public Boards | | 1985 Property Taxes Collected | 5,327,121.17 | Local District School Taxes | .90 |
| Municipal Clerk | | 1985 Payments in Lieu of Taxes | | Regional & Consolidated School Tax | .52 |
| Financial Administration | | Delinquent Tax & Lien Collections | 45,014.34 | School Taxes in Municipal Budget | |
| Assessment of Taxes | 65,600.00 | Business Personalty Replacement Taxes | 11,709.60 | County Taxes | .36 |
| Collection of Taxes | 21,245.00 | Taxes from Public Utilities | 392,830.00 | County Library Taxes | |
| Planning, Housing & Development | 2,395.00 | Other Miscellaneous Tax Revenues | | Local Municipal Purpose Taxes | .48 |
| Human Resources | | State Aid Revenues | 44,077.83 | Veteran & Senior Citizen Taxes | |
| Elections | | Federal Aid Revenues | | Total Taxes for Rate Computation | 2.26 |
| General Administration (other) | 171,005.00 | State and Local Fiscal Assistance Act Utilized | 38,256.85 | Special District Taxes | |
| JUDICIARY | | Sale of Acquired Property | | Bank Corp. Taxes | 10,650.12 |
| Municipal Courts | 40,937.28 | Other Miscellaneous Revenues | 165,547.40 | Added and Omitted Taxes | 19,346.09 |
| PUBLIC SAFETY | | Total | 6,024,557.19 | Total Taxes Levied - ABSTRACT | 5,383,425.89 |
| Fire Protection | 75,835.00 | Prior Years Surplus Appropriated | 344,000.00 | Total Taxes Billed | 5,377,451.70 |
| Police Protection | 406,700.21 | REVENUES TOTAL | 6,368,557.19 | 1985 TAXES COLLECTED | 5,327,121.17 |
| Civil Defense & Disaster Control | 100.00 | Reserve For Uncollected Taxes | 139,836.13 | 1985 Taxes Cancelled, Abated or Adjusted | 2,610.85 |
| Environmental Inspection & Control | 16,600.00 | CAPITAL OUTLAY TOTAL | 24,695.05 | Transfer to Tax Title Liens or Foreclosed | 531.10 |
| Other Public Safety | | | | Balance Outstanding Dec. 31, 1985 | 47,188.58 |
| PUBLIC WORKS | | | | PRIOR YEARS TAXES OUTSTANDING | |
| Streets and Drainage | 268,413.00 | Public Enterprises | | Balance January 1, 1985 | 45,014.34 |
| Sewers and Sewage Processing | 84,337.02 | Recreation—Culture | | Collected in 1985 | 45,014.34 |
| Garbage and Trash Disposal | 230,212.17 | Public Works | 24,395.05 | Cancelled, Abated or Adjusted 1985 | |
| Public Buildings and Grounds | 6,000.00 | Buildings and Grounds | 300.00 | Transfers to Tax Title Liens or Foreclosed | |
| Other Public Works | 17,500.00 | Library and Education | | Balance December 31, 1985 | |
| HEALTH and WELFARE | | Conservation | | TAX TITLE LIENS OUTSTANDING | |
| Health Services Except Environmental | 16,690.00 | All Other | | Balance January 1, 1985 | 2,456.87 |
| Welfare-Public Assistance | 100.00 | CAPITAL DEBT AUTHORIZED, DECEMBER 31, 1985 | | Transfer From Taxes | 531.10 |
| Hospitals, Clinics, First Aid | | ISSUED AND UNISSUED | | Redeemed in 1985 | |
| Animal, Insect, & Rodent Control | 215.00 | School | 354,157 | Cancelled, Abated or Adjusted (1985) | |
| Other Welfare Services | | Self-liquidating | | Transfers to Foreclosed Property | |
| RECREATION and CONSERVATION | | Other | 2,821,610 | Balance December 31, 1985 | 2,987.97 |
| Beaches and Boardwalks | | Total | 3,175,767 | PROPERTY ACQUIRED BY DEED OR | |
| Parks, Playgrounds, Shade Trees | 8,305.00 | | | FORECLOSURE | |
| Land Reclamation & Conservation | 500.00 | ISSUED AND OUTSTANDING | | Balance January 1, 1985 | 65,255.00 |
| Other Recreational Services | | School | 354,157.25 | Transfers From Taxes or Liens | |
| EDUCATION (excluding schools) | | Self-Liquidating | | Sale for Cash (1985) | |
| Libraries | 29,666.00 | Other | 2,821,610.00 | Cancelled, Abated or Adjusted (1985) | |
| Other Educational Services | | Total | 3,175,767.25 | Balance December 31, 1985 | 65,255.00 |
| STATUTORY EXPENDITURES | | EQUALIZED VALUATION BASIS | | CURRENT FINANCES DECEMBER 31, 1985 | |
| Pensions & F. I. C. A. | 103,939.68 | FOR NET DEBT COMPUTATION | 210,186.412 | ASSETS | |
| Employee Fringe Benefits | 30,300.00 | REAL PROPERTY VALUATIONS | | Cash Dec. 31, 1985 | 1,423,373.98 |
| Other Statutory Expenditures | 4,550.00 | Code Class # of Parcels % VAL'N | ASSESSED VALUATION | Taxes Receivable | 47,188.58 |
| CETA And Other Public Employment Programs | | 1 Vacant Land 35 .57 | 644,500.00 | Tax Title Liens | 2,987.97 |
| MUNICIPAL FUNCTIONS TOTAL | 1,601,145.36 | 2 Residential 1389 91.22 | 103,791,000.00 | Foreclosed Property | 65,255.00 |
| CAPITAL IMPROVEMENTS *MEMO* | 100.00 | 3 Farm | | Emergencies & Other Deferred Charges | 69,749.37 |
| DEBT SERVICE | | 4a Commercial 87 8.21 | 9,345,900.00 | State and Federal Aid Receivable | 2,129.68 |
| Principal Payments | 174,000.00 | 4b Industrial | | Other Receivables | 24,890.90 |
| Interest Payments | 173,300.00 | 4c Apartments | | Total | 1,635,575.48 |
| DEFERRED CHARGES | 36,266.00 | Total 1511 | 113,781,400.00 | LIABILITIES, RESERVES, AND SURPLUS | |
| SCHOOL, COUNTY, SPECIAL DISTRICT TAXES | 4,209,970.03 | Land Area 2.04 Sq. Miles | | Cash Liabilities | 731,078.66 |
| RESERVE FOR UNCOLLECTED TAXES | 139,836.13 | Net Valuation Taxable-Municipal | 114,002,247 | Reserves for Receivables | 140,322.45 |
| EXPENDITURES TOTAL | 6,334,517.52 | Net Valuation Taxable-County | 209,944,281 | Surplus Dec. 31, 1985 | 764,174.37 |
| | | State Equalized Valuation | 235,939,629 | Total | 1,635,575.48 |
| | | State Equalization Ratio | 48.27 | | |

0904
 Population 1980 **12,242**
 Population 1985 **12,589**
 S & P Rating
 Moody Rating **A**

General Tax Rate Per \$100. **7.05**
 State Equalized Tax Rate **2.36**

HARRISON TOWN – HUDSON COUNTY
Form of Government:
Town Council
Number of Members on Governing Body – 9

PER CAPITA:
 Gross Debt **708.70**
 Net Debt **164.73**
 Debt Service **57.28**
 Total Tax Levy **507.83**
 Municipal Expenditures **877.10**

PER CENT:
 Gross Debt **4.00**
 Net Debt **.93**
 Tax Levy Collected **97.72**
 Tax Levy Cancelled, Abated or Adjusted **.50**

| EXPENDITURES | | REVENUES-REALIZED | | 1985 PROPERTY TAX | |
|---|------------------|--|--|--|--------------------|
| GENERAL GOVERNMENT | | | | STATE EQUALIZED TAX RATE 1.04 | |
| Governing Body & Public Boards | 14,500.00 | 1985 Property Taxes Collected | | Local District School Taxes | 2,765,206.50 |
| Municipal Clerk | 181,300.00 | 1985 Payments in Lieu of Taxes | | Regional & Consolidated School Tax | |
| Financial Administration | 131,600.00 | Delinquent Tax & Lien Collections | | School Taxes in Municipal Budget | .10 259,562.75 |
| Assessment of Taxes | 138,500.00 | Business Personalty Replacement Taxes | | County Taxes | .90 * 2,396,051.01 |
| Collection of Taxes | 102,000.00 | Taxes from Public Utilities | | County Library Taxes | |
| Planning, Housing & Development | 16,875.00 | Other Miscellaneous Tax Revenues | | Local Municipal Purpose Taxes | .32 860,502.44 |
| Human Resources | 18,000.00 | State Aid Revenues | | Veteran' & Senior Citizen Taxes | 75,350.00 |
| Elections | 6,000.00 | Federal Aid Revenues | | Total Taxes for Rate Computation | 2.36 6,356,672.70 |
| General Administration (other) | 394,200.00 | State and Local Fiscal Assistance Act Utilized | | Special District Taxes | |
| JUDICIARY | | Sale of Acquired Property | | Bank Corp. Taxes | 11,429.16 |
| Municipal Courts | 109,500.00 | Other Miscellaneous Revenues | | Added and Omitted Taxes | 100,308.13 |
| PUBLIC SAFETY | | Prior Years Surplus Appropriated | | Total Taxes Levied - ABSTRACT | 6,393,059.99 |
| Fire Protection | 2,069,000.00 | REVENUES | | Total Taxes Billed | 6,382,421.78 |
| Police Protection | 2,149,036.00 | Reserve For Uncollected Taxes | | 1985 TAXES COLLECTED | 6,236,915.48 |
| Civil Defense & Disaster Control | 5,000.00 | CAPITAL OUTLAY | | 1985 Taxes Cancelled, Abated or Adjusted | 31,898.43 |
| Environmental Inspection & Control | 36,550.00 | Public Enterprises | | Transfer to Tax Title Liens or Foreclosed | 1,028.58 |
| Other Public Safety | 19,100.00 | Recreation—Culture | | Balance Outstanding Dec. 31, 1985 | 112,579.29 |
| PUBLIC WORKS | | Public Works | | PRIOR YEARS TAXES OUTSTANDING | |
| Streets and Drainage | 827,500.00 | Buildings and Grounds | | Balance January 1, 1985 | 187,896.58 |
| Sewers and Sewage Processing | 673,272.00 | Library and Education | | Collected in 1985 | 79,809.96 |
| Garbage and Trash Disposal | 387,000.00 | Conservation | | Cancelled, Abated or Adjusted 1985 | |
| Public Buildings and Grounds | 198,700.00 | All Other | | Transfers to Tax Title Liens or Foreclosed | |
| Other Public Works | | CAPITAL DEBT AUTHORIZED, DECEMBER 31, 1985 | | Balance December 31, 1985 | 108,086.62 |
| HEALTH and WELFARE | | ISSUED AND UNISSUED | | TAX TITLE LIENS OUTSTANDING | |
| Health Services Except Environmental | 222,500.00 | GROSS DEBT | | Balance January 1, 1985 | 16,944.15 |
| Welfare-Public Assistance | 73,000.00 | NET DEBT | | Transfer From Taxes | 1,028.58 |
| Hospitals, Clinics, First Aid | 8,000.00 | School | | Redeemed in 1985 | |
| Animal, Insect, & Rodent Control | 4,500.00 | Self-Liquidating | | Cancelled, Abated or Adjusted (1985) | |
| Other Welfare Services | | Other | | Transfers to Foreclosed Property | |
| RECREATION and CONSERVATION | | Total | | Balance December 31, 1985 | 17,972.73 |
| Beaches and Boardwalks | | ISSUED AND OUTSTANDING | | PROPERTY ACQUIRED BY DEED OR | |
| Parks, Playgrounds, Shade Trees | 260,750.00 | School | | FORECLOSURE | |
| Land Reclamation & Conservation | | Self-Liquidating | | Balance January 1, 1985 | 16,700.00 |
| Other Recreational Services | 151,950.00 | Other | | Transfers From Taxes or Liens | |
| EDUCATION (excluding schools) | | Total | | Sale for Cash (1985) | |
| Libraries | 186,500.00 | EQUALIZED VALUATION BASIS | | Cancelled, Abated or Adjusted (1985) | |
| Other Educational Services | 1,200.00 | FOR NET DEBT COMPUTATION | | Balance December 31, 1985 | 16,700.00 |
| STATUTORY EXPENDITURES | | REAL PROPERTY VALUATIONS | | CURRENT FINANCES DECEMBER 31, 1985 | |
| Pensions & F. I. C. A. | 955,881.95 | Code Class # of Parcels % VAL'N | | ASSETS | |
| Employee Fringe Benefits | 769,350.00 | 1 Vacant Land 130 1.38 | | Cash Dec. 31, 1985 | 1,707,976.36 |
| Other Statutory Expenditures | 5,000.00 | 2 Residential 1662 42.60 | | Taxes Receivable | 220,665.91 |
| CETA And Other Public Employment Programs | | 3 Farm | | Tax Title Liens | 17,972.73 |
| MUNICIPAL FUNCTIONS | | 4a Commercial 306 12.98 | | Foreclosed Property | 16,700.00 |
| CAPITAL IMPROVEMENTS | *MEMO* 10,000.00 | 4b Industrial 84 38.32 | | Emergencies & Other Deferred Charges | 104,000.00 |
| DEBT SERVICE | | 4c Apartments 76 4.72 | | State and Federal Aid Receivable | 15,088.42 |
| Principal Payments | 285,000.00 | Total 2258 | | Other Receivables | 1,035,813.46 |
| Interest Payments | 436,127.37 | Land Area 1.20 Sq. Miles | | Total | 3,118,216.88 |
| TYPE I SCHL DEBT *MEMO | 339,403.75 | Net Valuation Taxable-Municipal | | LIABILITIES, RESERVES, AND SURPLUS | |
| DEFERRED CHARGES | 3,826.49 | Net Valuation Taxable-County | | Cash Liabilities | 1,801,985.28 |
| SCHOOL, COUNTY, SPECIAL DISTRICT TAXES | 5,420,820.26 | State Equalized Valuation | | Reserves for Receivables | 1,291,152.10 |
| RESERVE FOR UNCOLLECTED TAXES | 200,630.00 | State Equalization Ratio | | Surplus Dec. 31, 1985 | 25,079.50 |
| EXPENDITURES | | | | Total | 3,118,216.88 |
| TOTAL | 16,462,669.07 | | | | |

1985/3000

* ABOVE DEBT SERVICE INCLUDES TYPE I SCHOOL DEBT

*Includes County Health Service Taxes or County Vocational School Taxes. See Table 13.

0808
 Population 1980 **3,585**
 Population 1985 **3,666**
 S & P Rating
 Moody Rating

General Tax Rate Per \$100.
3.51
 State Equalized Tax Rate
2.37

HARRISON TWP. - GLOUCESTER COUNTY
Form of Government:
Township Committee
Number of Members on Governing Body - 3

PER CAPITA:
 Gross Debt **191.02**
 Net Debt **112.66**
 Debt Service
 Total Tax Levy **610.56**
 Municipal Expenditures **268.03**

PER CENT:
 Gross Debt **.87**
 Net Debt **.51**
 Tax Levy Collected **91.83**
 Tax Levy Cancelled, Abated
 or Adjusted

| EXPENDITURES | | REVENUES-REALIZED | | 1985 PROPERTY TAX | |
|---|------------|--|---------------|--|-------------------|
| GENERAL GOVERNMENT | | | | STATE EQUALIZED TAX RATE | |
| Governing Body & Public Boards | | 1985 Property Taxes Collected | 2,046,306.79 | Local District School Taxes | .60 527,325.00 |
| Municipal Clerk | | 1985 Payments in Lieu of Taxes | | Regional & Consolidated School Tax | .76 668,776.72 |
| Financial Administration | 19,598.09 | Delinquent Tax & Lien Collections | 171,742.43 | School Taxes in Municipal Budget | |
| Assessment of Taxes | 14,906.39 | Business Personalty Replacement Taxes | 38,490.36 | County Taxes | .66 582,158.50 |
| Collection of Taxes | 12,081.50 | Taxes from Public Utilities | 266,054.00 | County Library Taxes | .02 18,088.19 |
| Planning, Housing & Development | 5,641.93 | Other Miscellaneous Tax Revenues | | Local Municipal Purpose Taxes | .34 297,751.00 |
| Human Resources | | State Aid Revenues | 19,381.57 | Veteran & Senior Citizen Taxes | |
| Elections | 1,967.25 | Federal Aid Revenues | | Total Taxes for Rate Computation | 2.38 2,122,649.41 |
| General Administration (other) | 108,889.92 | State and Local Fiscal Assistance Act Utilized | 17,664.53 | Special District Taxes | |
| JUDICIARY | | Sale of Acquired Property | | Bank Corp. Taxes | 12,301.27 |
| Municipal Courts | 24,091.24 | Other Miscellaneous Revenues | 151,425.92 | Added and Omitted Taxes | 14,437.79 |
| PUBLIC SAFETY | | Total | 2,711,065.60 | Total Taxes Levied - ABSTRACT | 2,238,303.47 |
| Fire Protection | 247,581.11 | Prior Years Surplus Appropriated | 84,929.77 | Total Taxes Billed | 2,228,360.70 |
| Police Protection | 243.62 | REVENUES TOTAL | 2,795,995.37 | 1985 TAXES COLLECTED | 2,046,306.79 |
| Civil Defense & Disaster Control | 21,899.08 | Reserve For Uncollected Taxes | 197,241.65 | 1985 Taxes Cancelled, Abated or Adjusted | |
| Environmental Inspection & Control | | CAPITAL OUTLAY TOTAL | 17,470.00 | Transfer to Tax Title Liens or Foreclosed | 10,655.80 |
| Other Public Safety | | | | Balance Outstanding Dec. 31, 1985 | 171,398.11 |
| PUBLIC WORKS | | | | PRIOR YEARS TAXES OUTSTANDING | |
| Streets and Drainage | 65,096.09 | Public Enterprises | | Balance January 1, 1985 | 169,046.91 |
| Sewers and Sewage Processing | | Recreation—Culture | | Collected in 1985 | 154,782.86 |
| Garbage and Trash Disposal | 150,947.87 | Public Works | 17,470.00 | Cancelled, Abated or Adjusted 1985 | |
| Public Buildings and Grounds | 19,401.08 | Buildings and Grounds | | Transfers to Tax Title Liens or Foreclosed | 2,058.34 |
| Other Public Works | | Library and Education | | Balance December 31, 1985 | 12,205.71 |
| HEALTH and WELFARE | | Conservation | | TAX TITLE LIENS OUTSTANDING | |
| Health Services Except Environmental | 994.60 | All Other | | Balance January 1, 1985 | 32,349.85 |
| Welfare-Public Assistance | 2,269.05 | CAPITAL DEBT AUTHORIZED, DECEMBER 31, 1985 | | Balance January 1, 1985 | 32,349.85 |
| Hospitals, Clinics, First Aid | | ISSUED AND UNISSUED GROSS DEBT | | Transfer From Taxes | 12,979.94 |
| Animal, Insect, & Rodent Control | 262.38 | School | 287,266 | Redeemed in 1985 | 16,959.57 |
| Other Welfare Services | | Self-liquidating | 413,000 | Cancelled, Abated or Adjusted (1985) | |
| RECREATION and CONSERVATION | | Other | | Transfers to Foreclosed Property | |
| Beaches and Boardwalks | | Total | 700,266 | Balance December 31, 1985 | 28,370.22 |
| Parks, Playgrounds, Shade Trees | 3,084.37 | | | PROPERTY ACQUIRED BY DEED OR | |
| Land Reclamation & Conservation | 2,414.22 | | | FORECLOSURE | |
| Other Recreational Services | | | | Balance January 1, 1985 | 83,800.00 |
| EDUCATION (excluding schools) | | ISSUED AND OUTSTANDING | | Transfers From Taxes or Liens | |
| Libraries | | School | 287,266.35 | Sale for Cash (1985) | |
| Other Educational Services | | Self-Liquidating | 413,000.00 | Cancelled, Abated or Adjusted (1985) | |
| STATUTORY EXPENDITURES | | Other | | Balance December 31, 1985 | 83,800.00 |
| Pensions & F. I. C. A. | 40,813.11 | Total | 700,266.35 | CURRENT FINANCES DECEMBER 31, 1985 | |
| Employee Fringe Benefits | 17,441.08 | EQUALIZED VALUATION BASIS | | ASSETS | |
| Other Statutory Expenditures | 500.00 | FOR NET DEBT COMPUTATION | 80,683,961 | Cash Dec. 31, 1985 | 528,122.15 |
| CETA And Other Public Employment Programs | | REAL PROPERTY VALUATIONS | | Taxes Receivable | 183,603.82 |
| MUNICIPAL FUNCTIONS | | Code Class # of Parcels % VAL'N | | Tax Title Liens | 28,370.22 |
| CAPITAL IMPROVEMENTS | *MEMO* | 1 Vacant Land 215 4.24 | 2,465,200.00 | Foreclosed Property | 83,800.00 |
| DEBT SERVICE | | 2 Residential 843 64.00 | 37,193,400.00 | Emergencies & Other Deferred Charges | 80,894.32 |
| Principal Payments | | 3 Farm 523 22.00 | 12,782,700.00 | State and Federal Aid Receivable | |
| Interest Payments | | 4a Commercial 62 6.55 | 3,808,300.00 | Other Receivables | 50,201.03 |
| DEFERRED CHARGES | | 4b Industrial | | Total | 954,991.54 |
| SCHOOL, COUNTY, SPECIAL DISTRICT TAXES | | 4c Apartments 3 3.21 | 1,868,400.00 | LIABILITIES, RESERVES, AND SURPLUS | |
| RESERVE FOR UNCOLLECTED TAXES | | Total 1646 | 58,118,000.00 | Cash Liabilities | 189,837.07 |
| EXPENDITURES TOTAL | | Land Area 19.08 Sq. Miles | | Reserves for Receivables | 345,975.07 |
| | | Net Valuation Taxable-Municipal | 59,669,555 | Surplus Dec. 31, 1985 | 419,179.40 |
| | | Net Valuation Taxable-County | 87,224,196 | Total | 954,991.54 |
| | | State Equalized Valuation | 87,805,636 | | |
| | | State Equalization Ratio | 67.38 | | |

1509

Population 1980 **363**
 Population 1985 **388**
 S & P Rating
 Moody Rating

General Tax Rate Per \$100.

1.22
 State Equalized Tax Rate
 .96

HARVEY CEDARS BOROUGH – OCEAN CO.

Form of Government:

Commission (1911)

Number of Members on Governing Body – 3

PER CAPITA:

Gross Debt **1,918.78**
 Net Debt **372.27**
 Debt Service
 Total Tax Levy **4,887.77**
 Municipal Expenditures **2,367.27**

PER CENT:

Gross Debt **.42**
 Net Debt **.08**
 Tax Levy Collected **96.31**
 Tax Levy Cancelled, Abated
 or Adjusted

| EXPENDITURES | | REVENUES-REALIZED | | 1985 PROPERTY TAX | |
|---|---------------------|--|-----------------------|--|--------------------------------|
| GENERAL GOVERNMENT | | | | STATE EQUALIZED TAX RATE | |
| Governing Body & Public Boards | | | | Local District School Taxes | .07 134,468.05 |
| Municipal Clerk | 9,200.00 | 1985 Property Taxes Collected | 1,823,163.91 | Regional & Consolidated School Tax | .23 447,759.51 |
| Financial Administration | 7,700.00 | 1985 Payments in Lieu of Taxes | | School Taxes in Municipal Budget | |
| Assessment of Taxes | 8,700.00 | Delinquent Tax & Lien Collections | 90,021.84 | County Taxes | .39 * 762,000.98 |
| Collection of Taxes | 28,000.00 | Business Personalty Replacement Taxes | 2,973.96 | County Library Taxes | .03 51,181.58 |
| Planning, Housing & Development | 9,500.00 | Taxes from Public Utilities | 97,981.86 | Local Municipal Purpose Taxes | .24 475,400.00 |
| Human Resources | | Other Miscellaneous Tax Revenues | | Veteran & Senior Citizen Taxes | 7,150.00 |
| Elections | 500.00 | State Aid Revenues | 3,303.29 | Total Taxes for Rate Computation | .96 1,877,960.12 |
| General Administration (other) | 71,525.00 | Federal Aid Revenues | | Special District Taxes | |
| JUDICIARY | | State and Local Fiscal Assistance Act Utilized | 10,999.00 | Bank Corp. Taxes | 3,433.86 |
| Municipal Courts | 5,000.00 | Sale of Acquired Property | | Added and Omitted Taxes | 22,210.53 |
| PUBLIC SAFETY | | Other Miscellaneous Revenues | 173,951.01 | Total Taxes Levied - ABSTRACT | 1,896,454.51 |
| Fire Protection | 13,500.00 | Total | 2,202,394.87 | Total Taxes Billed | 1,893,020.65 |
| Police Protection | 205,200.00 | Prior Years Surplus Appropriated | 190,000.00 | 1985 TAXES COLLECTED | 1,823,163.91 |
| Civil Defense & Disaster Control | 1,300.00 | REVENUES TOTAL | 2,392,394.87 | 1985 Taxes Cancelled, Abated or Adjusted | |
| Environmental Inspection & Control | 13,000.00 | Reserve For Uncollected Taxes | 120,000.00 | Transfer to Tax Title Liens or Foreclosed | |
| Other Public Safety | | CAPITAL OUTLAY TOTAL | 1,055.88 | Balance Outstanding Dec. 31, 1985 | 69,856.74 |
| PUBLIC WORKS | | | | PRIOR YEARS TAXES OUTSTANDING | |
| Streets and Drainage | 106,199.00 | Public Enterprises | | Balance January 1, 1985 | 90,021.84 |
| Sewers and Sewage Processing | | Recreation—Culture | 1,055.88 | Collected in 1985 | 90,021.84 |
| Garbage and Trash Disposal | 76,175.00 | Public Works | | Cancelled, Abated or Adjusted 1985 | |
| Public Buildings and Grounds | 25,000.00 | Buildings and Grounds | | Transfers to Tax Title Liens or Foreclosed | |
| Other Public Works | | Library and Education | | Balance December 31, 1985 | |
| HEALTH and WELFARE | | Conservation | | TAX TITLE LIENS OUTSTANDING | |
| Health Services Except Environmental | 22,500.00 | All Other | | Balance January 1, 1985 | 262.37 |
| Welfare-Public Assistance | 750.00 | CAPITAL DEBT AUTHORIZED, DECEMBER 31, 1985 | | Transfer From Taxes | |
| Hospitals, Clinics, First Aid | | ISSUED AND UNISSUED GROSS DEBT | | Redeemed in 1985 | |
| Animal, Insect, & Rodent Control | 2,000.00 | School | 106,681 | Cancelled, Abated or Adjusted (1985) | |
| Other Welfare Services | | Self-liquidating | 585,000 | Transfers to Foreclosed Property | |
| RECREATION and CONSERVATION | | Other | 52,804 | Balance December 31, 1985 | 262.37 |
| Beaches and Boardwalks | 69,750.00 | Total | 744,485 | PROPERTY ACQUIRED BY DEED OR | |
| Parks, Playgrounds, Shade Trees | | | | FORECLOSURE | |
| Land Reclamation & Conservation | | ISSUED AND OUTSTANDING | | Balance January 1, 1985 | 9,465.00 |
| Other Recreational Services | 8,000.00 | School | 106,681.70 | Transfers From Taxes or Liens | |
| EDUCATION (excluding schools) | | Self-Liquidating | 547,000.00 | Sale for Cash (1985) | |
| Libraries | 1,700.00 | Other | | Cancelled, Abated or Adjusted (1985) | |
| Other Educational Services | | Total | 653,681.70 | Balance December 31, 1985 | 9,465.00 |
| STATUTORY EXPENDITURES | | EQUALIZED VALUATION BASIS | | CURRENT FINANCES DECEMBER 31, 1985 | |
| Pensions & F. I. C. A. | 47,900.00 | FOR NET DEBT COMPUTATION | 175,244,580 | ASSETS | |
| Employee Fringe Benefits | 43,000.00 | REAL PROPERTY VALUATIONS | | Cash Dec. 31, 1985 | 765,839.64 |
| Other Statutory Expenditures | 5,000.00 | Code Class # of Parcels % VAL'N | | Taxes Receivable | 69,856.74 |
| CETA And Other Public Employment Programs | | 1 Vacant Land 199 5.98 | 9,123,000.00 | Tax Title Liens | 262.37 |
| MUNICIPAL FUNCTIONS TOTAL | 781,099.00 | 2 Residential 991 90.95 | 138,846,330.00 | Foreclosed Property | 9,465.00 |
| CAPITAL IMPROVEMENTS *MEMO* | 2,000.00 | 3 Farm | | Emergencies & Other Deferred Charges | 47,400.00 |
| DEBT SERVICE | | 4a Commercial 33 3.08 | 4,699,600.00 | State and Federal Aid Receivable | |
| Principal Payments | | 4b Industrial | | Other Receivables | 81,190.15 |
| Interest Payments | | 4c Apartments | | Total | 974,013.90 |
| DEFERRED CHARGES | 17,400.00 | Total 1223 | 152,668,930.00 | LIABILITIES, RESERVES, AND SURPLUS | |
| SCHOOL, COUNTY, SPECIAL DISTRICT TAXES | 1,395,410.12 | Land Area .55 Sq. Miles | | Cash Liabilities | 473,258.09 |
| RESERVE FOR UNCOLLECTED TAXES | 120,000.00 | Net Valuation Taxable-Municipal | 153,395,799 | Reserves for Receivables | 160,774.26 |
| EXPENDITURES TOTAL | 2,313,909.12 | Net Valuation Taxable-County | 174,051,937 | Surplus Dec. 31, 1985 | 339,981.55 |
| | | State Equalized Valuation | 194,101,068 | Total | 974,013.90 |
| | | State Equalization Ratio | 78.95 | | |

1985/3000

*Includes County Health Service Taxes or County Vocational School Taxes. See Table 13.

0225
 Population 1980 **12,166**
 Population 1985 **11,816**
 S & P Rating
 Moody Rating

General Tax Rate Per \$100.
3.65
 State Equalized Tax Rate
2.05

HASBROUCK HEIGHTS BORO. - BERGEN CO.
Form of Government:
Borough Council
Number of Members on Governing Body - 6

PER CAPITA:
 Gross Debt **423.00**
 Net Debt **222.34**
 Debt Service **22.02**
 Total Tax Levy **881.93**
 Municipal Expenditures **420.45**
 PER CENT:
 Gross Debt **1.11**
 Net Debt **.58**
 Tax Levy Collected **98.56**
 Tax Levy Cancelled, Abated or Adjusted **.45**

| EXPENDITURES | | REVENUES-REALIZED | | 1985 PROPERTY TAX | |
|---|------------------|--|----------------|--|---------------|
| GENERAL GOVERNMENT | | | | STATE EQUALIZED TAX RATE | |
| Governing Body & Public Boards | 13,614.00 | 1985 Property Taxes Collected | 10,256,872.91 | Local District School Taxes | 1.10 |
| Municipal Clerk | 46,482.84 | 1985 Payments in Lieu of Taxes | | Regional & Consolidated School Tax | |
| Financial Administration | 17,000.00 | Delinquent Tax & Lien Collections | 83,603.05 | School Taxes in Municipal Budget | |
| Assessment of Taxes | 207,790.85 | Business Personality Replacement Taxes | 103,307.76 | County Taxes | .35 |
| Collection of Taxes | 46,175.46 | Taxes from Public Utilities | 860,479.00 | County Library Taxes | |
| Planning, Housing & Development | 18,066.27 | Other Miscellaneous Tax Revenues | | Local Municipal Purpose Taxes | .60 |
| Human Resources | 4,349.00 | State Aid Revenues | 291,579.46 | Veteran & Senior Citizen Taxes | |
| Elections | 4,564.29 | Federal Aid Revenues | | Total Taxes for Rate Computation | 2.05 |
| General Administration (other) | 354,135.88 | State and Local Fiscal Assistance Act Utilized | 96,278.10 | Special District Taxes | |
| JUDICIARY | | Sale of Acquired Property | | Bank Corp. Taxes | 26,535.64 |
| Municipal Courts | 51,987.00 | Other Miscellaneous Revenues | 370,133.65 | Added and Omitted Taxes | 45,580.31 |
| PUBLIC SAFETY | | Total | 12,062,253.93 | Total Taxes Levied - ABSTRACT | 10,420,882.90 |
| Fire Protection | 151,287.08 | Prior Years Surplus Appropriated | 150,000.00 | Total Taxes Billed | 10,406,503.04 |
| Police Protection | 1,200,602.95 | REVENUES | 12,212,253.93 | 1985 TAXES COLLECTED | 10,256,872.91 |
| Civil Defense & Disaster Control | 2,000.00 | Reserve For Uncollected Taxes | 257,137.00 | 1985 Taxes Cancelled, Abated or Adjusted | 47,096.29 |
| Environmental Inspection & Control | 34,199.58 | CAPITAL OUTLAY | 408,325.14 | Transfer to Tax Title Liens or Foreclosed | 3,259.45 |
| Other Public Safety | | TOTAL | | Balance Outstanding Dec. 31, 1985 | 99,274.39 |
| PUBLIC WORKS | | | | PRIOR YEARS TAXES OUTSTANDING | |
| Streets and Drainage | 464,383.31 | Public Enterprises | | Balance January 1, 1985 | 79,280.25 |
| Sewers and Sewage Processing | 392,726.29 | Recreation—Culture | | Collected in 1985 | 79,280.25 |
| Garbage and Trash Disposal | 358,371.79 | Public Works | 367,140.19 | Cancelled, Abated or Adjusted 1985 | |
| Public Buildings and Grounds | 40,351.00 | Buildings and Grounds | 41,184.95 | Transfers to Tax Title Liens or Foreclosed | |
| Other Public Works | 49,501.72 | Library and Education | | Balance December 31, 1985 | |
| HEALTH and WELFARE | | Conservation | | TAX TITLE LIENS OUTSTANDING | |
| Health Services Except Environmental | 39,977.88 | All Other | | Balance January 1, 1985 | 22,213.22 |
| Welfare-Public Assistance | 14,791.75 | CAPITAL DEBT AUTHORIZED, DECEMBER 31, 1985 | | Transfer From Taxes | 3,051.40 |
| Hospitals, Clinics, First Aid | | ISSUED AND UNISSUED | | Redeemed in 1985 | 4,322.80 |
| Animal, Insect, & Rodent Control | 4,859.04 | GROSS DEBT | 2,166,000 | Cancelled, Abated or Adjusted (1985) | |
| Other Welfare Services | | School | | Transfers to Foreclosed Property | |
| RECREATION and CONSERVATION | | Self-liquidating | | Balance December 31, 1985 | 20,941.82 |
| Beaches and Boardwalks | | Other | 2,832,175 | PROPERTY ACQUIRED BY DEED OR | |
| Parks, Playgrounds, Shade Trees | 163,674.68 | Total | 4,998,175 | FORECLOSURE | |
| Land Reclamation & Conservation | | ISSUED AND OUTSTANDING | | Balance January 1, 1985 | 313,430.00 |
| Other Recreational Services | 47,870.17 | School | 2,166,000.00 | Transfers From Taxes or Liens | |
| EDUCATION (excluding schools) | | Self-liquidating | | Sale for Cash (1985) | |
| Libraries | 131,045.00 | Other | 1,231,245.00 | Cancelled, Abated or Adjusted (1985) | |
| Other Educational Services | | Total | 3,397,245.00 | Balance December 31, 1985 | 313,430.00 |
| STATUTORY EXPENDITURES | | EQUALIZED VALUATION BASIS | | CURRENT FINANCES DECEMBER 31, 1985 | |
| Pensions & F. I. C. A. | 364,190.88 | FOR NET DEBT COMPUTATION | 451,882.467 | ASSETS | |
| Employee Fringe Benefits | 133,893.03 | REAL PROPERTY VALUATIONS | | Cash Dec. 31, 1985 | 706,114.63 |
| Other Statutory Expenditures | 2,000.00 | Code Class # of Parcels % VAL'N | | Taxes Receivable | 99,274.39 |
| CETA And Other Public Employment Programs | | 1 Vacant Land 150 .89 | 2,518,600.00 | Tax Title Liens | 20,941.82 |
| MUNICIPAL FUNCTIONS | 4,359,891.74 | 2 Residential 3275 71.02 | 200,558,000.00 | Foreclosed Property | 313,430.00 |
| CAPITAL IMPROVEMENTS | *MEMO* 50,000.00 | 3 Farm | | Emergencies & Other Deferred Charges | 232,815.90 |
| DEBT SERVICE | | 4a Commercial 150 22.61 | 63,863,000.00 | State and Federal Aid Receivable | 6,908.91 |
| Principal Payments | 174,340.00 | 4b Industrial 10 1.42 | 4,013,200.00 | Other Receivables | 8,263.63 |
| Interest Payments | 85,834.13 | 4c Apartments 24 4.05 | 11,449,500.00 | Total | 1,387,749.28 |
| | | Total 3609 | 282,402,300.00 | LIABILITIES, RESERVES, AND SURPLUS | |
| DEFERRED CHARGES | 90,837.64 | Land Area 1.50 Sq. Miles | | Cash Liabilities | 426,973.40 |
| SCHOOL, COUNTY, SPECIAL DISTRICT TAXES | 7,329,732.95 | Net Valuation Taxable-Municipal | 283,534,347 | Reserves for Receivables | 437,560.84 |
| RESERVE FOR UNCOLLECTED TAXES | 257,137.00 | Net Valuation Taxable-County | 452,022,291 | Surplus Dec. 31, 1985 | 523,215.04 |
| EXPENDITURES | 12,297,773.46 | State Equalized Valuation | 504,703,029 | Total | 1,387,749.28 |
| | | State Equalization Ratio | 56.08 | | |

0226
 Population 1980 **3,509**
 Population 1985 **3,432**
 S & P Rating
 Moody Rating **A**

General Tax Rate Per \$100. **4.89**
 State Equalized Tax Rate **2.00**

HAWORTH BOROUGH – BERGEN COUNTY
Form of Government:
Borough Council
Number of Members on Governing Body – 6

PER CAPITA:
 Gross Debt **1,352.96**
 Net Debt **1,312.03**
 Debt Service **88.75**
 Total Tax Levy **1,261.32**
 Municipal Expenditures **560.15**

PER CENT:
 Gross Debt **2.45**
 Net Debt **2.37**
 Tax Levy Collected **98.11**
 Tax Levy Cancelled, Abated or Adjusted **.08**

| EXPENDITURES | | REVENUES-REALIZED | | 1985 PROPERTY TAX | |
|---|-------------------------|--|----------------------|--|--------------------------|
| GENERAL GOVERNMENT | | | | STATE EQUALIZED TAX RATE | |
| Governing Body & Public Boards | | 1985 Property Taxes Collected | 4,238,786.24 | Local District School Taxes | .64 1,370,107.00 |
| Municipal Clerk | | 1985 Payments in Lieu of Taxes | | Regional & Consolidated School Tax | .55 1,188,114.12 |
| Financial Administration | 17,965.00 | Delinquent Tax & Lien Collections | 54,250.69 | School Taxes in Municipal Budget | |
| Assessment of Taxes | 56,181.00 | Business Personalty Replacement Taxes | 19,974.04 | County Taxes | .35 757,796.33 |
| Collection of Taxes | 12,096.00 | Taxes from Public Utilities | 519,249.00 | County Library Taxes | |
| Planning, Housing & Development | 6,275.00 | Other Miscellaneous Tax Revenues | | Local Municipal Purpose Taxes | .45 969,345.76 |
| Human Resources | | State Aid Revenues | 33,359.54 | Veteran & Senior Citizen Taxes | 22,200.00 |
| Elections | 675.00 | Federal Aid Revenues | | Total Taxes for Rate Computation | 1.99 4,307,563.21 |
| General Administration (other) | 279,503.33 | State and Local Fiscal Assistance Act Utilized | 25,071.22 | Special District Taxes | |
| JUDICIARY | | Sale of Acquired Property | | Bank Corp. Taxes | 8,445.51 |
| Municipal Courts | 30,158.50 | Other Miscellaneous Revenues | 159,781.07 | Added and Omitted Taxes | 35,056.44 |
| PUBLIC SAFETY | | Total | 5,050,471.80 | Total Taxes Levied - ABSTRACT | 4,328,865.16 |
| Fire Protection | 82,211.05 | Prior Years Surplus Appropriated | 168,580.00 | Total Taxes Billed | 4,320,419.65 |
| Police Protection | 419,828.70 | REVENUES | 5,219,051.80 | 1985 TAXES COLLECTED | 4,238,786.24 |
| Civil Defense & Disaster Control | 400.00 | Reserve For Uncollected Taxes | 64,348.00 | 1985 Taxes Cancelled, Abated or Adjusted | 3,263.83 |
| Environmental Inspection & Control | 14,665.00 | | | Transfer to Tax Title Liens or Foreclosed | 513.45 |
| Other Public Safety | | CAPITAL OUTLAY | 145,942.13 | Balance Outstanding Dec. 31, 1985 | 77,856.13 |
| PUBLIC WORKS | | TOTAL | | PRIOR YEARS TAXES OUTSTANDING | |
| Streets and Drainage | 156,579.77 | Public Enterprises | | Balance January 1, 1985 | 65,212.84 |
| Sewers and Sewage Processing | 87,467.00 | Recreation—Culture | | Collected in 1985 | 54,250.69 |
| Garbage and Trash Disposal | 132,897.00 | Public Works | 138,225.62 | Cancelled, Abated or Adjusted 1985 | 191.28 |
| Public Buildings and Grounds | 19,100.00 | Buildings and Grounds | 7,716.51 | Transfers to Tax Title Liens or Foreclosed | |
| Other Public Works | 18,000.00 | Library and Education | | Balance December 31, 1985 | 10,770.87 |
| HEALTH and WELFARE | | Conservation | | TAX TITLE LIENS OUTSTANDING | |
| Health Services Except Environmental | 6,371.00 | All Other | | Balance January 1, 1985 | 3,675.20 |
| Welfare-Public Assistance | 500.00 | CAPITAL DEBT AUTHORIZED, DECEMBER 31, 1985 | | Transfer From Taxes | 513.45 |
| Hospitals, Clinics, First Aid | 600.00 | ISSUED AND UNISSUED | | Redeemed in 1985 | |
| Animal, Insect, & Rodent Control | | GROSS DEBT | | Cancelled, Abated or Adjusted (1985) | |
| Other Welfare Services | | School | 134,407 | Transfers to Foreclosed Property | |
| RECREATION and CONSERVATION | | Self-liquidating | 4,508,942 | Balance December 31, 1985 | 4,188.65 |
| Beaches and Boardwalks | | Other | 4,502,891 | PROPERTY ACQUIRED BY DEED OR | |
| Parks, Playgrounds, Shade Trees | 5,000.00 | Total | 4,643,349 | FORECLOSURE | |
| Land Reclamation & Conservation | | ISSUED AND OUTSTANDING | | Balance January 1, 1985 | 88,686.00 |
| Other Recreational Services | 10,685.00 | School | 134,407.40 | Transfers From Taxes or Liens | |
| EDUCATION (excluding schools) | | Self-liquidating | | Sale for Cash (1985) | |
| Libraries | 47,063.52 | Other | 4,242,342.05 | Cancelled, Abated or Adjusted (1985) | |
| Other Educational Services | | Total | 4,376,749.45 | Balance December 31, 1985 | 88,686.00 |
| STATUTORY EXPENDITURES | | EQUALIZED VALUATION BASIS | | CURRENT FINANCES DECEMBER 31, 1985 | |
| Pensions & F. I. C. A. | 94,335.45 | FOR NET DEBT COMPUTATION | 189,671,905 | ASSETS | |
| Employee Fringe Benefits | 32,750.00 | REAL PROPERTY VALUATIONS | | Cash Dec. 31, 1985 | 768,201.38 |
| Other Statutory Expenditures | | Code Class # of Parcels % VAL'N | | Taxes Receivable | 88,627.00 |
| CETA And Other Public Employment Programs | | 1 Vacant Land 58 .93 | 817,200.00 | Tax Title Liens | 4,188.65 |
| MUNICIPAL FUNCTIONS | | 2 Residential 1085 85.09 | 74,402,500.00 | Foreclosed Property | 88,686.00 |
| CAPITAL IMPROVEMENTS | *MEMO* 33,640.00 | 3 Farm | | Emergencies & Other Deferred Charges | 71,568.78 |
| DEBT SERVICE | | 4a Commercial 47 13.97 | 12,216,300.00 | State and Federal Aid Receivable | |
| Principal Payments | 90,251.65 | 4b Industrial | | Other Receivables | 11,715.55 |
| Interest Payments | 214,327.10 | 4c Apartments | | Total | 1,032,987.36 |
| DEFERRED CHARGES | | Total 1190 | 87,436,000.00 | LIABILITIES, RESERVES, AND SURPLUS | |
| SCHOOL, COUNTY, SPECIAL DISTRICT TAXES | 22,190.42 | Land Area 1.97 Sq. Miles | | Cash Liabilities | 547,565.84 |
| RESERVE FOR UNCOLLECTED TAXES | 3,316,017.45 | Net Valuation Taxable-Municipal | 87,647,883 | Reserves for Receivables | 193,217.20 |
| EXPENDITURES | 64,348.00 | Net Valuation Taxable-County | 187,340,347 | Surplus Dec. 31, 1985 | 292,204.32 |
| TOTAL | 5,238,441.94 | State Equalized Valuation | 214,360,214 | Total | 1,032,987.36 |
| | | State Equalization Ratio | 40.83 | | |

1604
 Population 1980 **18,200**
 Population 1985 **18,697**
 S & P Rating
 Moody Rating **A**

General Tax Rate Per \$100.
5.98
 State Equalized Tax Rate
2.14

HAWTHORNE BOROUGH - PASSAIC CO.
Form of Government:
Commission (1911)
Number of Members on Governing Body - 3

PER CAPITA:
 Gross Debt **234.94**
 Net Debt **147.28**
 Debt Service **19.44**
 Total Tax Levy **778.07**
 Municipal Expenditures **285.06**

PER CENT:
 Gross Debt **.72**
 Net Debt **.45**
 Tax Levy Collected **97.09**
 Tax Levy Cancelled, Abated or Adjusted **.02**

| EXPENDITURES | | REVENUES-REALIZED | | 1985 PROPERTY TAX | |
|--|----------------------|--|----------------------|---|----------------------|
| GENERAL GOVERNMENT | | | | STATE EQUALIZED TAX RATE | |
| Governing Body & Public Boards | | 1985 Property Taxes Collected | 14,090,895.79 | Local District School Taxes | 1.26 |
| Municipal Clerk | 59,223.00 | 1985 Payments in Lieu of Taxes | | Regional & Consolidated School Tax | |
| Financial Administration | 17,718.00 | Delinquent Tax & Lien Collections | 286,831.86 | School Taxes in Municipal Budget | |
| Assessment of Taxes | 34,668.00 | Business Personalty Replacement Taxes | 278,340.12 | County Taxes | .58 |
| Collection of Taxes | 68,950.00 | Taxes from Public Utilities | 1,142,628.00 | County Library Taxes | |
| Planning, Housing & Development | 36,893.00 | Other Miscellaneous Tax Revenues | | Local Municipal Purpose Taxes | .30 |
| Human Resources | | State Aid Revenues | 129,199.24 | Veteran & Senior Citizen Taxes | |
| Elections | 5,960.00 | Federal Aid Revenues | | Total Taxes for Rate Computation | 2.14 |
| General Administration (other) | 230,787.86 | State and Local Fiscal Assistance Act Utilized | 74,687.86 | Special District Taxes | |
| JUDICIARY | | Sale of Acquired Property | | Bank Corp. Taxes | 45,750.00 |
| Municipal Courts | 44,425.00 | Other Miscellaneous Revenues | 683,533.37 | Added and Omitted Taxes | 118,453.47 |
| PUBLIC SAFETY | | Total | 16,686,116.24 | Total Taxes Levied - ABSTRACT | 14,547,503.98 |
| Fire Protection | 141,636.00 | Prior Years Surplus Appropriated | 950,000.00 | Total Taxes Billed | 14,513,358.96 |
| Police Protection | 891,235.00 | REVENUES TOTAL | 17,636,116.24 | 1985 TAXES COLLECTED | 14,090,895.79 |
| Civil Defense & Disaster Control | | Reserve For Uncollected Taxes | 838,000.00 | 1985 Taxes Cancelled, Abated or Adjusted | 2,607.28 |
| Environmental Inspection & Control | 31,438.00 | CAPITAL OUTLAY TOTAL | 542,084.66 | Transfer to Tax Title Liens or Foreclosed Balance Outstanding Dec. 31, 1985 | 419,855.89 |
| Other Public Safety | | | | PRIOR YEARS TAXES OUTSTANDING | |
| PUBLIC WORKS | | | | Balance January 1, 1985 | 334,901.72 |
| Streets and Drainage | 390,026.00 | Public Enterprises | 31,375.24 | Collected in 1985 | 286,831.86 |
| Sewers and Sewage Processing | 479,613.10 | Recreation—Culture | | Cancelled, Abated or Adjusted 1985 | 3,087.07 |
| Garbage and Trash Disposal | 644,106.40 | Public Works | 118,113.23 | Transfers to Tax Title Liens or Foreclosed Balance December 31, 1985 | 44,982.79 |
| Public Buildings and Grounds | 63,534.00 | Buildings and Grounds | 392,596.19 | TAX TITLE LIENS OUTSTANDING | |
| Other Public Works | | Library and Education | | Balance January 1, 1985 | |
| HEALTH and WELFARE | | Conservation | | Transfer From Taxes | |
| Health Services Except Environmental | 101,664.00 | All Other | | Redeemed in 1985 | |
| Welfare-Public Assistance | 4,530.00 | CAPITAL DEBT AUTHORIZED, DECEMBER 31, 1985 | | Cancelled, Abated or Adjusted (1985) | |
| Hospitals, Clinics, First Aid | | ISSUED AND UNISSUED | | Transfers to Foreclosed Property | |
| Animal, Insect, & Rodent Control | | School | 1,108,800 | Balance December 31, 1985 | |
| Other Welfare Services | 500.00 | Self-liquidating | 530,290 | PROPERTY ACQUIRED BY DEED OR FORECLOSURE | |
| RECREATION and CONSERVATION | | Other | 2,753,650 | Balance January 1, 1985 | 42,255.00 |
| Beaches and Boardwalks | | Total | 4,392,740 | Transfers From Taxes or Liens | |
| Parks, Playgrounds, Shade Trees | 20,705.00 | | | Sale for Cash (1985) | |
| Land Reclamation & Conservation | | | | Cancelled, Abated or Adjusted (1985) | |
| Other Recreational Services | 123,361.60 | | | Balance December 31, 1985 | 42,255.00 |
| EDUCATION (excluding schools) | | | | CURRENT FINANCES DECEMBER 31, 1985 | |
| Libraries | 185,413.00 | | | ASSETS | |
| Other Educational Services | | | | Cash Dec. 31, 1985 | 1,941,195.14 |
| STATUTORY EXPENDITURES | | | | Taxes Receivable | 464,838.68 |
| Pensions & F. I. C. A. | 320,457.00 | | | Tax Title Liens | |
| Employee Fringe Benefits | 153,000.00 | | | Foreclosed Property | 42,255.00 |
| Other Statutory Expenditures | 4,500.00 | | | Emergencies & Other Deferred Charges | |
| CETA And Other Public Employment Programs | | | | State and Federal Aid Receivable | |
| MUNICIPAL FUNCTIONS | | | | Other Receivables | 158,185.87 |
| CAPITAL IMPROVEMENTS | *MEMO* | | | Total | 2,606,474.69 |
| DEBT SERVICE | | | | LIABILITIES, RESERVES, AND SURPLUS | |
| Principal Payments | 180,000.00 | | | Cash Liabilities | 914,314.88 |
| Interest Payments | 183,449.00 | | | Reserves for Receivables | 665,279.55 |
| DEFERRED CHARGES | | | | Surplus Dec. 31, 1985 | 1,026,880.26 |
| SCHOOL, COUNTY, SPECIAL DISTRICT TAXES | 12,393,843.51 | | | Total | 2,606,474.69 |
| RESERVE FOR UNCOLLECTED TAXES | 838,000.00 | | | | |
| EXPENDITURES | 17,723,530.51 | | | | |

1339
 Population 1980 **23,013**
 Population 1985 **22,822**
 S & P Rating
 Moody Rating **A**

General Tax Rate Per \$100.
4.34
 State Equalized Tax Rate
2.41

HAZLET TOWNSHIP - MONMOUTH CO.
Form of Government:
Township Committee
Number of Members on Governing Body - 5

PER CAPITA:
 Gross Debt **255.20**
 Net Debt **149.72**
 Debt Service **19.62**
 Total Tax Levy **539.57**
 Municipal Expenditures **233.60**

PER CENT:
 Gross Debt **1.26**
 Net Debt **.74**
 Tax Levy Collected **97.64**
 Tax Levy Cancelled, Abated or Adjusted

| EXPENDITURES | | REVENUES-REALIZED | | 1985 PROPERTY TAX | |
|---|----------------------|---|-----------------------|---|----------------------|
| GENERAL GOVERNMENT | | | | STATE EQUALIZED TAX RATE | |
| Governing Body & Public Boards | | 1985 Property Taxes Collected | 12,000,099.56 | Local District School Taxes | 1.42 |
| Municipal Clerk | | 1985 Payments in Lieu of Taxes | 152,214.00 | Regional & Consolidated School Tax | |
| Financial Administration | 46,627.00 | Delinquent Tax & Lien Collections | 298,558.68 | School Taxes in Municipal Budget | |
| Assessment of Taxes | 37,238.00 | Business Personalty Replacement Taxes | 180,213.88 | County Taxes | .49 |
| Collection of Taxes | 57,060.00 | Taxes from Public Utilities | 987,227.00 | County Library Taxes | .02 |
| Planning, Housing & Development | 18,365.00 | Other Miscellaneous Tax Revenues | | Local Municipal Purpose Taxes | .47 |
| Human Resources | | State Aid Revenues | 403,730.18 | Veteran & Senior Citizen Taxes | |
| Elections | | Federal Aid Revenues | | Total Taxes for Rate Computation | 2.40 |
| General Administration (other) | 826,732.40 | State and Local Fiscal Assistance Act Utilized | 163,196.00 | Special District Taxes | |
| JUDICIARY | | Sale of Acquired Property | | Bank Corp. Taxes | 23,545.38 |
| Municipal Courts | 66,049.12 | Other Miscellaneous Revenues | 676,304.37 | Added and Omitted Taxes | 58,215.39 |
| PUBLIC SAFETY | | Total | 14,861,543.67 | Total Taxes Levied - ABSTRACT | 12,314,022.96 |
| Fire Protection | 335,355.00 | Prior Years Surplus Appropriated | 350,000.00 | Total Taxes Billed | 12,290,477.58 |
| Police Protection | 1,406,303.24 | REVENUES TOTAL | 15,211,543.67 | 1985 TAXES COLLECTED | 12,000,099.56 |
| Civil Defense & Disaster Control | 11,350.00 | Reserve For Uncollected Taxes | 411,016.39 | 1985 Taxes Cancelled, Abated or Adjusted | |
| Environmental Inspection & Control | 42,850.00 | | | Transfer to Tax Title Liens or Foreclosed | |
| Other Public Safety | | CAPITAL OUTLAY | 225,343.21 | Balance Outstanding Dec. 31, 1985 | 290,378.02 |
| PUBLIC WORKS | | Total | | PRIOR YEARS TAXES OUTSTANDING | |
| Streets and Drainage | 753,972.00 | Public Enterprises | | Balance January 1, 1985 | 295,320.29 |
| Sewers and Sewage Processing | | Recreation—Culture | | Collected in 1985 | 293,709.46 |
| Garbage and Trash Disposal | | Public Works | 22,351.00 | Cancelled, Abated or Adjusted 1985 | |
| Public Buildings and Grounds | 164,846.55 | Buildings and Grounds | 202,992.21 | Transfers to Tax Title Liens or Foreclosed | |
| Other Public Works | | Library and Education | | Balance December 31, 1985 | 1,610.83 |
| HEALTH and WELFARE | | Conservation | | TAX TITLE LIENS OUTSTANDING | |
| Health Services Except Environmental | 106,448.00 | All Other | | Balance January 1, 1985 | 11,300.76 |
| Welfare-Public Assistance | 26,201.00 | | | Transfer From Taxes | |
| Hospitals, Clinics, First Aid | 2,500.00 | CAPITAL DEBT AUTHORIZED, DECEMBER 31, 1985 | | Redeemed in 1985 | 4,849.22 |
| Animal, Insect, & Rodent Control | | ISSUED AND UNISSUED | | Cancelled, Abated or Adjusted (1985) | |
| Other Welfare Services | | School | 2,249,000 | Transfers to Foreclosed Property | |
| RECREATION and CONSERVATION | | Self-liquidating | 88,000 | Balance December 31, 1985 | 6,451.54 |
| Beaches and Boardwalks | | Other | 3,487,275 | PROPERTY ACQUIRED BY DEED OR FORECLOSURE | |
| Parks, Playgrounds, Shade Trees | 36,450.10 | Total | 5,824,275 | Balance January 1, 1985 | 147,150.00 |
| Land Reclamation & Conservation | 31,080.00 | ISSUED AND OUTSTANDING | | Transfers From Taxes or Liens | |
| Other Recreational Services | 66,787.00 | School | 2,249,000.00 | Sale for Cash (1985) | 5,500.00 |
| EDUCATION (excluding schools) | | Self-liquidating | 88,000.00 | Cancelled, Abated or Adjusted (1985) | |
| Libraries | 46,165.00 | Other | 3,487,275.00 | Balance December 31, 1985 | 141,650.00 |
| Other Educational Services | | Total | 5,824,275.00 | CURRENT FINANCES DECEMBER 31, 1985 | |
| STATUTORY EXPENDITURES | | EQUALIZED VALUATION BASIS | | ASSETS | |
| Pensions & F. I. C. A. | 346,395.40 | FOR NET DEBT COMPUTATION | 462,274,940 | Cash Dec. 31, 1985 | 1,604,006.03 |
| Employee Fringe Benefits | | REAL PROPERTY VALUATIONS | | Taxes Receivable | 291,988.85 |
| Other Statutory Expenditures | | Code Class # of Parcels % VAL'N | | Tax Title Liens | 6,451.54 |
| CETA And Other Public Employment Programs | | 1 Vacant Land 346 1.97 | 5,533,450.00 | Foreclosed Property | 141,650.00 |
| MUNICIPAL FUNCTIONS | | 2 Residential 5788 84.10 | 235,787,150.00 | Emergencies & Other Deferred Charges | 225,925.55 |
| CAPITAL IMPROVEMENTS | *MEMO* | 3 Farm 10 .08 | 209,500.00 | State and Federal Aid Receivable | 95,200.00 |
| DEBT SERVICE | | 4a Commercial 166 11.78 | 33,015,750.00 | Other Receivables | 5,188.24 |
| Principal Payments | 194,000.00 | 4b Industrial 8 2.08 | 5,818,200.00 | Total | 2,370,410.21 |
| Interest Payments | 253,847.91 | 4c Apartments | | LIABILITIES, RESERVES, AND SURPLUS | |
| | | Total 6318 | 280,364,050.00 | Cash Liabilities | 1,020,244.21 |
| DEFERRED CHARGES | | Land Area 5.60 Sq. Miles | | Reserves for Receivables | 445,278.63 |
| SCHOOL, COUNTY, SPECIAL DISTRICT TAXES | 9,824,794.69 | Net Valuation Taxable-Municipal | 281,750,319 | Surplus Dec. 31, 1985 | 904,887.37 |
| RESERVE FOR UNCOLLECTED TAXES | 411,016.39 | Net Valuation Taxable-County | 473,108,321 | Total | 2,370,410.21 |
| EXPENDITURES | | State Equalized Valuation | 506,364,813 | | |
| TOTAL | 15,156,104.61 | State Equalization Ratio | 55.52 | | |

1206
 Population 1980 **955**
 Population 1985 **973**
 S & P Rating
 Moody Rating

General Tax Rate Per \$100. **2.33**
 State Equalized Tax Rate **2.45**

HELMETTA BOROUGH – MIDDLESEX CO.
Form of Government:
Borough Council
Number of Members on Governing Body – 6

PER CAPITA:
 Gross Debt **1,939.36**
 Net Debt **113.40**
 Debt Service **38.00**
 Total Tax Levy **739.49**
 Municipal Expenditures **475.88**

PER CENT:
 Gross Debt **7.20**
 Net Debt **.42**
 Tax Levy Collected **94.33**
 Tax Levy Cancelled, Abated or Adjusted

| EXPENDITURES | | REVENUES-REALIZED | | 1985 PROPERTY TAX | |
|---|---------------------|--|----------------------|--|-------------------|
| GENERAL GOVERNMENT | | | | STATE EQUALIZED TAX RATE | |
| Governing Body & Public Boards | | 1985 Property Taxes Collected | 679,187.81 | Local District School Taxes | 1.31 |
| Municipal Clerk | | 1985 Payments in Lieu of Taxes | | Regional & Consolidated School Tax | 383,024.00 |
| Financial Administration | 5,501.00 | Delinquent Tax & Lien Collections | 64,921.73 | School Taxes in Municipal Budget | |
| Assessment of Taxes | 4,200.00 | Business Personalty Replacement Taxes | 68,541.32 | County Taxes | .64 |
| Collection of Taxes | 12,880.00 | Taxes from Public Utilities | 74,124.00 | County Library Taxes | |
| Planning, Housing & Development | 10,310.00 | Other Miscellaneous Tax Revenues | | Local Municipal Purpose Taxes | .50 |
| Human Resources | 125.00 | State Aid Revenues | 9,493.10 | Veteran & Senior Citizen Taxes | 8,300.00 |
| Elections | 350.00 | Federal Aid Revenues | | Total Taxes for Rate Computation | 2.45 |
| General Administration (other) | 83,460.00 | State and Local Fiscal Assistance Act Utilized | 8,598.00 | Special District Taxes | |
| JUDICIARY | | Sale of Acquired Property | | Bank Corp. Taxes | |
| Municipal Courts | 5,075.00 | Other Miscellaneous Revenues | 63,792.11 | Added and Omitted Taxes | 1,241.32 |
| PUBLIC SAFETY | | Total | 968,658.07 | Total Taxes Levied - ABSTRACT | 719,522.40 |
| Fire Protection | 18,000.00 | Prior Years Surplus Appropriated | 66,000.00 | Total Taxes Billed | 720,038.63 |
| Police Protection | 111,073.81 | REVENUES TOTAL | 1,034,658.07 | 1985 TAXES COLLECTED | 679,187.81 |
| Civil Defense & Disaster Control | 50.00 | Reserve For Uncollected Taxes | 67,480.51 | 1985 Taxes Cancelled, Abated or Adjusted | 598.81 |
| Environmental Inspection & Control | 5,625.00 | CAPITAL OUTLAY TOTAL | 311,541.24 | Transfer to Tax Title Liens or Foreclosed | |
| Other Public Safety | | Public Enterprises | 219,095.70 | Balance Outstanding Dec. 31, 1985 | 40,252.01 |
| PUBLIC WORKS | | Recreation—Culture | | PRIOR YEARS TAXES OUTSTANDING | |
| Streets and Drainage | 22,045.00 | Public Works | 92,445.54 | Balance January 1, 1985 | 47,938.88 |
| Sewers and Sewage Processing | 24,450.00 | Buildings and Grounds | | Collected in 1985 | 34,414.52 |
| Garbage and Trash Disposal | 19,620.00 | Library and Education | | Cancelled, Abated or Adjusted 1985 | |
| Public Buildings and Grounds | 11,240.00 | Conservation | | Transfers to Tax Title Liens or Foreclosed | |
| Other Public Works | | All Other | | Balance December 31, 1985 | 13,524.36 |
| HEALTH and WELFARE | | CAPITAL DEBT AUTHORIZED, DECEMBER 31, 1985 | | TAX TITLE LIENS OUTSTANDING | |
| Health Services Except Environmental | 3,275.00 | ISSUED AND UNISSUED | | Balance January 1, 1985 | 36,435.26 |
| Welfare-Public Assistance | 340.00 | School | | Transfer From Taxes | 598.81 |
| Hospitals, Clinics, First Aid | | Self-liquidating | 1,595,000 | Redeemed in 1985 | 30,507.21 |
| Animal, Insect, & Rodent Control | 100.00 | Other | 292,000 | Cancelled, Abated or Adjusted (1985) | |
| Other Welfare Services | | Total | 1,887,000 | Transfers to Foreclosed Property | |
| RECREATION and CONSERVATION | | ISSUED AND OUTSTANDING | | Balance December 31, 1985 | 6,526.86 |
| Beaches and Boardwalks | 150.00 | School | 300,000.00 | PROPERTY ACQUIRED BY DEED OR | |
| Parks, Playgrounds, Shade Trees | | Self-Liquidating | 220,000.00 | FORECLOSURE | |
| Land Reclamation & Conservation | 2,500.00 | Other | 520,000.00 | Balance January 1, 1985 | 4,100.00 |
| Other Recreational Services | | Total | 520,000.00 | Transfers From Taxes or Liens | |
| EDUCATION (excluding schools) | | EQUALIZED VALUATION BASIS | | Sale for Cash (1985) | |
| Libraries | 14,210.00 | FOR NET DEBT COMPUTATION | 26,203,284 | Cancelled, Abated or Adjusted (1985) | |
| Other Educational Services | | REAL PROPERTY VALUATIONS | | Balance December 31, 1985 | 4,100.00 |
| STATUTORY EXPENDITURES | | Code Class # of Parcels % VAL'N | | CURRENT FINANCES DECEMBER 31, 1985 | |
| Pensions & F. I. C. A. | 1,800.00 | 1 Vacant Land 82 3.26 | 1,001,500.00 | ASSETS | |
| Employee Fringe Benefits | | 2 Residential 319 67.88 | 20,822,700.00 | Cash Dec. 31, 1985 | 355,166.46 |
| Other Statutory Expenditures | 356,379.81 | 3 Farm 6 2.86 | 877,500.00 | Taxes Receivable | 53,776.37 |
| CETA And Other Public Employment Programs | | 4a Commercial 31 26.00 | 7,975,600.00 | Tax Title Liens | 6,526.86 |
| MUNICIPAL FUNCTIONS | | 4b Industrial 438 | 30,677,300.00 | Foreclosed Property | 4,100.00 |
| CAPITAL IMPROVEMENTS | *MEMO* | Total | | Emergencies & Other Deferred Charges | 32,964.54 |
| DEBT SERVICE | | Land Area .80 Sq. Miles | | State and Federal Aid Receivable | 2,400.00 |
| Principal Payments | 20,000.00 | Net Valuation Taxable-Municipal | 30,849,670 | Other Receivables | 9,353.78 |
| Interest Payments | 16,975.00 | Net Valuation Taxable-County | 32,794,059 | Total | 464,288.01 |
| DEFERRED CHARGES | 2,200.00 | State Equalized Valuation | 29,319,448 | LIABILITIES, RESERVES, AND SURPLUS | |
| SCHOOL, COUNTY, SPECIAL DISTRICT TAXES | 571,437.18 | State Equalization Ratio | 105.25 | Cash Liabilities | 202,847.41 |
| RESERVE FOR UNCOLLECTED TAXES | 67,480.51 | | | Reserves for Receivables | 73,757.01 |
| EXPENDITURES TOTAL | 1,034,472.50 | | | Surplus Dec. 31, 1985 | 187,683.59 |

2.69

Number of Members on Governing Body – 6

| | |
|---|-------|
| Gross Debt | .28 |
| Net Debt | .28 |
| Tax Levy Collected | 95.98 |
| Tax Levy Cancelled, Abated or Adjusted | |

283

1014
 Population 1980 3,435
 Population 1985 3,762
 S & P Rating
 Moody Rating A
 General Tax Rate Per \$100. 2.54
 State Equalized Tax Rate 2.32

HIGH BRIDGE BOROUGH – HUNTERDON CO.
Form of Government:
Borough Council
Number of Members on Governing Body – 6

PER CAPITA:
 Gross Debt 717.35
 Net Debt 136.86
 Debt Service 44.50
 Total Tax Levy 646.01
 Municipal Expenditures 283.06
 PER CENT:
 Gross Debt 3.01
 Net Debt .57
 Tax Levy Collected 94.91
 Tax Levy Cancelled, Abated or Adjusted .22

| EXPENDITURES | | REVENUES-REALIZED | | 1985 PROPERTY TAX | |
|---|--|--|--|--|--------------|
| GENERAL GOVERNMENT | | | | STATE EQUALIZED TAX RATE → .91 | |
| Governing Body & Public Boards | | 1985 Property Taxes Collected 2,301,653.13 | | Local District School Taxes .91 | 928,779.50 |
| Municipal Clerk | | 1985 Payments in Lieu of Taxes | | Regional & Consolidated School Tax .55 | 560,460.12 |
| Financial Administration | | Delinquent Tax & Lien Collections 108,666.79 | | School Taxes in Municipal Budget | |
| Assessment of Taxes 6,430.00 | | Business Personalty Replacement Taxes 84,678.12 | | County Taxes .45 | 458,929.07 |
| Collection of Taxes 10,100.68 | | Taxes from Public Utilities 98,834.87 | | County Library Taxes .03 | 28,489.47 |
| Planning, Housing & Development 14,285.00 | | Other Miscellaneous Tax Revenues | | Local Municipal Purpose Taxes .38 | 392,656.34 |
| Human Resources | | State Aid Revenues 62,511.70 | | Veteran & Senior Citizen Taxes | 30,850.00 |
| Elections | | Federal Aid Revenues | | Total Taxes for Rate Computation 2.32 | 2,400,164.50 |
| General Administration (other) 128,015.82 | | State and Local Fiscal Assistance Act Utilized 14,938.32 | | Special District Taxes | |
| JUDICIARY | | Sale of Acquired Property | | Bank Corp. Taxes | 4,507.01 |
| Municipal Courts 13,098.00 | | Other Miscellaneous Revenues 151,943.57 | | Added and Omitted Taxes | 56,464.89 |
| PUBLIC SAFETY | | Total 2,823,226.50 | | Total Taxes Levied - ABSTRACT | 2,430,286.40 |
| Fire Protection 56,307.27 | | Prior Years Surplus Appropriated 200,000.00 | | Total Taxes Billed | 2,425,191.72 |
| Police Protection 138,678.00 | | REVENUES TOTAL 3,023,226.50 | | 1985 TAXES COLLECTED | 2,301,653.13 |
| Civil Defense & Disaster Control 250.00 | | Reserve For Uncollected Taxes 182,402.15 | | 1985 Taxes Cancelled, Abated or Adjusted | 5,265.71 |
| Environmental Inspection & Control | | CAPITAL OUTLAY TOTAL 426,112.42 | | Transfer to Tax Title Liens or Foreclosed | 10,440.86 |
| Other Public Safety | | Public Enterprises 83,687.48 | | Balance Outstanding Dec. 31, 1985 | 107,832.02 |
| PUBLIC WORKS | | Recreation—Culture 5,506.09 | | PRIOR YEARS TAXES OUTSTANDING | |
| Streets and Drainage 157,002.00 | | Public Works 93,768.85 | | Balance January 1, 1985 | 140,215.11 |
| Sewers and Sewage Processing | | Buildings and Grounds 243,150.00 | | Collected in 1985 | 97,786.07 |
| Garbage and Trash Disposal | | | | Cancelled, Abated or Adjusted 1985 | |
| Public Buildings and Grounds | | | | Transfers to Tax Title Liens or Foreclosed | 11,704.80 |
| Other Public Works 34,100.00 | | | | Balance December 31, 1985 | 30,724.24 |
| HEALTH and WELFARE | | | | TAX TITLE LIENS OUTSTANDING | |
| Health Services Except Environmental | | | | Balance January 1, 1985 | 15,306.21 |
| Welfare-Public Assistance 318.00 | | | | Transfer From Taxes | 23,656.68 |
| Hospitals, Clinics, First Aid 3,500.00 | | | | Redeemed in 1985 | 10,880.72 |
| Animal, Insect, & Rodent Control | | | | Cancelled, Abated or Adjusted (1985) | |
| Other Welfare Services 948.06 | | | | Transfers to Foreclosed Property | |
| RECREATION and CONSERVATION | | | | Balance December 31, 1985 | 28,082.17 |
| Beaches and Boardwalks | | | | PROPERTY ACQUIRED BY DEED OR | |
| Parks, Playgrounds, Shade Trees | | | | FORECLOSURE | |
| Land Reclamation & Conservation 50.00 | | | | Balance January 1, 1985 | |
| Other Recreational Services 3,497.00 | | | | Transfers From Taxes or Liens | |
| EDUCATION (excluding schools) | | | | Sale for Cash (1985) | |
| Libraries 6,880.00 | | | | Cancelled, Abated or Adjusted (1985) | |
| Other Educational Services | | | | Balance December 31, 1985 | |
| STATUTORY EXPENDITURES | | | | CURRENT FINANCES DECEMBER 31, 1985 | |
| Pensions & F. I. C. A. 43,250.75 | | | | ASSETS | |
| Employee Fringe Benefits 28,777.00 | | | | Cash Dec. 31, 1985 | 1,198,033.50 |
| Other Statutory Expenditures 3,526.16 | | | | Taxes Receivable | 138,556.26 |
| CETA And Other Public Employment Programs | | | | Tax Title Liens | 28,082.17 |
| MUNICIPAL FUNCTIONS TOTAL 692,254.74 | | | | Foreclosed Property | |
| CAPITAL IMPROVEMENTS *MEMO* 18,875.00 | | | | Emergencies & Other Deferred Charges | 50,624.31 |
| DEBT SERVICE | | | | State and Federal Aid Receivable | |
| Principal Payments 131,321.50 | | | | Other Receivables | 9,130.71 |
| Interest Payments 36,098.62 | | | | Total | 1,424,426.95 |
| DEFERRED CHARGES 22,794.50 | | | | LIABILITIES, RESERVES, AND SURPLUS | |
| SCHOOL, COUNTY, SPECIAL DISTRICT TAXES 1,976,658.16 | | | | Cash Liabilities | 938,672.80 |
| RESERVE FOR UNCOLLECTED TAXES 182,402.15 | | | | Reserves for Receivables | 175,769.14 |
| EXPENDITURES TOTAL 3,041,529.67 | | | | Surplus Dec. 31, 1985 | 309,985.01 |
| | | | | Total | 1,424,426.95 |

1207
 Population 1980 **13,396**
 Population 1985 **13,199**
 S & P Rating
 Moody Rating **A**

General Tax Rate Per \$100.
5.10
 State Equalized Tax Rate
3.00

HIGHLAND PARK BORO. - MIDDLESEX CO.
Form of Government:
Borough Council
Number of Members on Governing Body - 6

PER CAPITA:
 Gross Debt **539.59**
 Net Debt **212.09**
 Debt Service **26.76**
 Total Tax Levy **765.05**
 Municipal Expenditures **352.93**

PER CENT:
 Gross Debt **2.46**
 Net Debt **.97**
 Tax Levy Collected **97.24**
 Tax Levy Cancelled, Abated or Adjusted **.74**

| EXPENDITURES | | REVENUES-REALIZED | | 1985 PROPERTY TAX | |
|---|----------------------|--|--------------------|---|---------------|
| GENERAL GOVERNMENT | | | | STATE EQUALIZED TAX RATE | |
| Governing Body & Public Boards | 19,456.00 | 1985 Property Taxes Collected | 9,809,282.96 | Local District School Taxes | 1.71 |
| Municipal Clerk | 76,619.00 | 1985 Payments in Lieu of Taxes | | Regional & Consolidated School Tax | |
| Financial Administration | 75,699.00 | Delinquent Tax & Lien Collections | 192,211.03 | School Taxes in Municipal Budget | |
| Assessment of Taxes | 43,434.00 | Business Personality Replacement Taxes | 133,207.32 | County Taxes | .56 |
| Collection of Taxes | 31,596.00 | Taxes from Public Utilities | 579,416.00 | County Library Taxes | |
| Planning, Housing & Development | 21,011.00 | Other Miscellaneous Tax Revenues | | Local Municipal Purpose Taxes | .72 |
| Human Resources | 72,170.00 | State Aid Revenues | 330,573.37 | Veteran & Senior Citizen Taxes | |
| Elections | 6,000.00 | Federal Aid Revenues | | Total Taxes for Rate Computation | 2.99 |
| General Administration (other) | 376,276.00 | State and Local Fiscal Assistance Act Utilized | 78,661.49 | Special District Taxes | |
| JUDICIARY | | Sale of Acquired Property | | Bank Corp. Taxes | 18,701.66 |
| Municipal Courts | 60,395.00 | Other Miscellaneous Revenues | 584,172.36 | Added and Omitted Taxes | 139,830.35 |
| PUBLIC SAFETY | | Total | 11,707,524.53 | Total Taxes Levied - ABSTRACT | 10,097,875.84 |
| Fire Protection | 221,114.00 | Prior Years Surplus Appropriated | 500,000.00 | Total Taxes Billed | 10,087,289.62 |
| Police Protection | 1,221,581.00 | REVENUES | 12,207,524.53 | 1985 TAXES COLLECTED | 9,809,282.96 |
| Civil Defense & Disaster Control | 2,850.00 | Reserve For Uncollected Taxes | 381,485.01 | 1985 Taxes Cancelled, Abated or Adjusted | 74,869.65 |
| Environmental Inspection & Control | 74,389.00 | CAPITAL OUTLAY | 1,331,199.79 | Transfer to Tax Title Liens or Foreclosed | 14,014.80 |
| Other Public Safety | | TOTAL | 15,291.21 | Balance Outstanding Dec. 31, 1985 | 189,122.21 |
| PUBLIC WORKS | | Public Enterprises | | PRIOR YEARS TAXES OUTSTANDING | |
| Streets and Drainage | 279,145.54 | Recreation—Culture | 5,495.57 | Balance January 1, 1985 | 183,181.32 |
| Sewers and Sewage Processing | 307,170.00 | Public Works | 1,228,202.39 | Collected in 1985 | 182,989.53 |
| Garbage and Trash Disposal | 190,427.00 | Buildings and Grounds | 82,210.62 | Cancelled, Abated or Adjusted 1985 | |
| Public Buildings and Grounds | 48,000.00 | Library and Education | | Transfers to Tax Title Liens or Foreclosed | |
| Other Public Works | | Conservation | | Balance December 31, 1985 | 191.79 |
| HEALTH and WELFARE | | All Other | | TAX TITLE LIENS OUTSTANDING | |
| Health Services Except Environmental | 28,415.00 | CAPITAL DEBT AUTHORIZED, DECEMBER 31, 1985 | | Balance January 1, 1985 | 37,869.89 |
| Welfare-Public Assistance | 10,520.00 | ISSUED AND UNISSUED | | Transfer From Taxes | 15,683.60 |
| Hospitals, Clinics, First Aid | | School | 2,029,000 | Redeemed in 1985 | 9,221.50 |
| Animal, Insect, & Rodent Control | 2,000.00 | Self-Liquidating | 675,000 | Cancelled, Abated or Adjusted (1985) | |
| Other Welfare Services | | Other | 4,418,109 | Transfers to Foreclosed Property | |
| RECREATION and CONSERVATION | | Total | 7,122,109 | Balance December 31, 1985 | 44,331.99 |
| Beaches and Boardwalks | | ISSUED AND OUTSTANDING | | PROPERTY ACQUIRED BY DEED OR FORECLOSURE | |
| Parks, Playgrounds, Shade Trees | 300.00 | School | 2,029,000.00 | Balance January 1, 1985 | 62,256.20 |
| Land Reclamation & Conservation | 44,666.00 | Self-Liquidating | 675,000.00 | Transfers From Taxes or Liens | |
| Other Recreational Services | | Other | 4,252,000.00 | Sale for Cash (1985) | |
| EDUCATION (excluding schools) | | Total | 6,956,000.00 | Cancelled, Abated or Adjusted (1985) | |
| Libraries | 153,000.00 | EQUALIZED VALUATION BASIS | | Balance December 31, 1985 | 62,256.20 |
| Other Educational Services | 10,580.00 | FOR NET DEBT COMPUTATION | 289,885,621 | CURRENT FINANCES DECEMBER 31, 1985 | |
| STATUTORY EXPENDITURES | | REAL PROPERTY VALUATIONS | | ASSETS | |
| Pensions & F. I. C. A. | 365,562.81 | Code Class # of Parcels % VAL'N | ASSESSED VALUATION | Cash Dec. 31, 1985 | 1,615,880.82 |
| Employee Fringe Benefits | 170,800.00 | 1 Vacant Land 117 1.19 | 2,295,200.00 | Taxes Receivable | 189,314.00 |
| Other Statutory Expenditures | 10,000.00 | 2 Residential 2614 68.10 | 131,861,800.00 | Tax Title Liens | 44,331.99 |
| CETA And Other Public Employment Programs | | 3 Farm | | Foreclosed Property | 62,256.20 |
| MUNICIPAL FUNCTIONS | | 4a Commercial 165 10.44 | 20,219,800.00 | Emergencies & Other Deferred Charges | 8,990.00 |
| CAPITAL IMPROVEMENTS | *MEMO* | 4b Industrial 10 1.84 | 3,565,100.00 | State and Federal Aid Receivable | 2,145.99 |
| DEBT SERVICE | | 4c Apartments 50 18.43 | 35,692,300.00 | Other Receivables | 535,617.82 |
| Principal Payments | 230,000.00 | Total | 193,634,200.00 | Total | 2,458,536.82 |
| Interest Payments | 123,200.00 | Land Area 1.80 Sq. Miles | | LIABILITIES, RESERVES, AND SURPLUS | |
| DEFERRED CHARGES | | Net Valuation Taxable-Municipal | 195,048,221 | Cash Liabilities | 1,093,869.12 |
| SCHOOL, COUNTY, SPECIAL DISTRICT TAXES | 7,538,300.23 | Net Valuation Taxable-County | 321,942,939 | Reserves for Receivables | 814,970.01 |
| RESERVE FOR UNCOLLECTED TAXES | 381,485.01 | State Equalized Valuation | 330,839,703 | Surplus Dec. 31, 1985 | 549,697.69 |
| EXPENDITURES | | State Equalization Ratio | 58.78 | Total | 2,458,536.82 |
| TOTAL | 12,196,584.29 | | | | |

1317
Population 1980 5,187
Population 1985 5,221
S & P Rating
Moody Rating A

General Tax Rate Per \$100. 2.84
State Equalized Tax Rate 2.46

HIGHLANDS BOROUGH - MONMOUTH CO.
Form of Government:
Small Municipality Plan C (OMCL 50)
Number of Members on Governing Body - 5

PER CAPITA:
Gross Debt 647.85
Net Debt 307.73
Debt Service 38.50
Total Tax Levy 709.02
Municipal Expenditures 436.00
PER CENT:
Gross Debt 2.60
Net Debt 1.24
Tax Levy Collected 91.67
Tax Levy Cancelled, Abated or Adjusted .12

| EXPENDITURES | | REVENUES-REALIZED | | 1985 PROPERTY TAX | |
|---|--------------|--|----------------|--|--------------|
| GENERAL GOVERNMENT | | | | STATE EQUALIZED TAX RATE | |
| Governing Body & Public Boards | | 1985 Property Taxes Collected | 3,389,245.77 | Local District School Taxes | .50 |
| Municipal Clerk | 24,831.71 | 1985 Payments in Lieu of Taxes | | Regional & Consolidated School Tax | .73 |
| Financial Administration | 48,460.00 | Delinquent Tax & Lien Collections | 264,341.20 | School Taxes in Municipal Budget | |
| Assessment of Taxes | 20,690.65 | Business Personalty Replacement Taxes | 27,388.64 | County Taxes | .47 |
| Collection of Taxes | 49,924.79 | Taxes from Public Utilities | 191,660.00 | County Library Taxes | .02 |
| Planning, Housing & Development | 15,820.88 | Other Miscellaneous Tax Revenues | | Local Municipal Purpose Taxes | .74 |
| Human Resources | | State Aid Revenues | 95,022.86 | Veteran & Senior Citizen Taxes | |
| Elections | 800.00 | Federal Aid Revenues | | Total Taxes for Rate Computation | 2.46 |
| General Administration (other) | 196,583.44 | State and Local Fiscal Assistance Act Utilized | 28,424.00 | Special District Taxes | |
| JUDICIARY | | Sale of Acquired Property | | Bank Corp. Taxes | 4,683.19 |
| Municipal Courts | 32,500.00 | Other Miscellaneous Revenues | 312,918.46 | Added and Omitted Taxes | 34,296.55 |
| PUBLIC SAFETY | | Total | 4,309,000.93 | Total Taxes Levied - ABSTRACT | 3,701,777.47 |
| Fire Protection | 29,350.00 | Prior Years Surplus Appropriated | 197,500.00 | Total Taxes Billed | 3,697,094.28 |
| Police Protection | 483,291.96 | REVENUES TOTAL | 4,506,500.93 | 1985 TAXES COLLECTED | 3,389,245.77 |
| Civil Defense & Disaster Control | 3,000.00 | Reserve For Uncollected Taxes | 305,933.00 | 1985 Taxes Cancelled, Abated or Adjusted | 4,529.54 |
| Environmental Inspection & Control | 46,137.78 | CAPITAL OUTLAY TOTAL | 234,143.08 | Transfer to Tax Title Liens or Foreclosed | 23,653.97 |
| Other Public Safety | | | | Balance Outstanding Dec. 31, 1985 | 279,665.00 |
| PUBLIC WORKS | | | | PRIOR YEARS TAXES OUTSTANDING | |
| Streets and Drainage | 145,131.08 | Public Enterprises | 61,950.38 | Balance January 1, 1985 | 312,591.66 |
| Sewers and Sewage Processing | | Recreation—Culture | 2,084.19 | Collected in 1985 | 253,550.45 |
| Garbage and Trash Disposal | 223,086.20 | Public Works | 124,188.26 | Cancelled, Abated or Adjusted 1985 | |
| Public Buildings and Grounds | 53,543.44 | Buildings and Grounds | 7,533.22 | Transfers to Tax Title Liens or Foreclosed | 11,946.66 |
| Other Public Works | | Library and Education | | Balance December 31, 1985 | 47,094.55 |
| HEALTH and WELFARE | | Conservation | 38,387.03 | TAX TITLE LIENS OUTSTANDING | |
| Health Services Except Environmental | 34,562.87 | All Other | | Balance January 1, 1985 | 58,672.19 |
| Welfare-Public Assistance | 16,105.69 | CAPITAL DEBT AUTHORIZED, DECEMBER 31, 1985 | | Transfer From Taxes | 37,077.77 |
| Hospitals, Clinics, First Aid | | ISSUED AND UNISSUED | | Redeemed in 1985 | 10,790.75 |
| Animal, Insect, & Rodent Control | | School | 78,337 | Cancelled, Abated or Adjusted (1985) | |
| Other Welfare Services | | Self-liquidating | 1,697,450 | Transfers to Foreclosed Property | |
| RECREATION and CONSERVATION | | Other | 1,606,650 | Balance December 31, 1985 | 84,959.21 |
| Beaches and Boardwalks | 5,550.00 | Total | 3,382,437 | PROPERTY ACQUIRED BY DEED OR | |
| Parks, Playgrounds, Shade Trees | 41,865.48 | ISSUED AND OUTSTANDING | | FORECLOSURE | |
| Land Reclamation & Conservation | | School | 78,337.81 | Balance January 1, 1985 | 28,105.00 |
| Other Recreational Services | 12,834.00 | Self-Liquidating | 1,197,450.00 | Transfers From Taxes or Liens | |
| EDUCATION (excluding schools) | | Other | 1,435,150.00 | Sale for Cash (1985) | |
| Libraries | 5,020.95 | Total | 2,710,937.81 | Cancelled, Abated or Adjusted (1985) | |
| Other Educational Services | | EQUALIZED VALUATION BASIS | | Balance December 31, 1985 | 28,105.00 |
| STATUTORY EXPENDITURES | | FOR NET DEBT COMPUTATION | 129,938,566 | CURRENT FINANCES DECEMBER 31, 1985 | |
| Pensions & F. I. C. A. | 97,889.75 | REAL PROPERTY VALUATIONS | | ASSETS | |
| Employee Fringe Benefits | 49,582.50 | Code Class # of Parcels % VAL'N | | Cash Dec. 31, 1985 | 246,674.36 |
| Other Statutory Expenditures | 500.00 | 1 Vacant Land 110 1.74 | 2,228,800.00 | Taxes Receivable | 326,759.55 |
| CETA And Other Public Employment Programs | | 2 Residential 1799 78.41 | 100,696,400.00 | Tax Title Liens | 84,959.21 |
| MUNICIPAL FUNCTIONS TOTAL | 1,637,063.17 | 3 Farm | | Foreclosed Property | 28,105.00 |
| CAPITAL IMPROVEMENTS *MEMO* | 25,000.00 | 4a Commercial 133 13.08 | 16,801,900.00 | Emergencies & Other Deferred Charges | 328,051.03 |
| DEBT SERVICE | | 4b Industrial | | State and Federal Aid Receivable | 11,967.14 |
| Principal Payments | 95,900.00 | 4c Apartments 21 6.77 | 8,690,600.00 | Other Receivables | 66,758.04 |
| Interest Payments | 105,109.10 | Total 2063 | 128,417,700.00 | Total | 1,093,274.33 |
| DEFERRED CHARGES | 132,346.10 | Land Area .64 Sq. Miles | | LIABILITIES, RESERVES, AND SURPLUS | |
| SCHOOL, COUNTY, SPECIAL DISTRICT TAXES | 2,555,351.73 | Net Valuation Taxable-Municipal | 128,886,817 | Cash Liabilities | 184,090.62 |
| RESERVE FOR UNCOLLECTED TAXES | 305,933.00 | Net Valuation Taxable-County | 131,774,213 | Reserves for Receivables | 506,581.80 |
| EXPENDITURES TOTAL | 4,831,703.10 | State Equalized Valuation | 148,723,215 | Surplus Dec. 31, 1985 | 402,601.91 |
| | | State Equalization Ratio | 86.62 | Total | 1,093,274.33 |

1104
Population 1980 4,581
Population 1985 4,494
S & P Rating
Moody Rating A

General Tax Rate Per \$100. 7.43
State Equalized Tax Rate 3.04

HIGHTSTOWN BOROUGH – MERCER CO.
Form of Government:
Borough Council
Number of Members on Governing Body – 6

PER CAPITA:
Gross Debt 841.43
Net Debt 402.01
Debt Service 43.94
Total Tax Levy 760.54
Municipal Expenditures 383.40
PER CENT:
Gross Debt 3.86
Net Debt 1.85
Tax Levy Collected 94.84
Tax Levy Cancelled, Abated or Adjusted .70

| EXPENDITURES | | REVENUES-REALIZED | | 1985 PROPERTY TAX | |
|---|--------------|--|--------------------|--|----------------|
| GENERAL GOVERNMENT | | | | STATE EQUALIZED TAX RATE → | |
| Governing Body & Public Boards | | 1985 Property Taxes Collected | 3,224,800.07 | Local District School Taxes | |
| Municipal Clerk | | 1985 Payments in Lieu of Taxes | | Regional & Consolidated School Tax 1.51 | 1,663,170.48 |
| Financial Administration | 22,110.00 | Delinquent Tax & Lien Collections | 154,315.24 | School Taxes in Municipal Budget | |
| Assessment of Taxes | 13,660.00 | Business Personality Replacement Taxes | 86,806.48 | County Taxes | .71 779,061.25 |
| Collection of Taxes | 8,070.00 | Taxes from Public Utilities | 281,957.00 | County Library Taxes | .08 90,028.33 |
| Planning, Housing & Development | 56,898.61 | Other Miscellaneous Tax Revenues | | Local Municipal Purpose Taxes | .73 805,412.00 |
| Human Resources | 7,670.00 | State Aid Revenues | 90,015.43 | Veteran & Senior Citizen Taxes | |
| Elections | 1,700.00 | Federal Aid Revenues | | Total Taxes for Rate Computation 3.03 | 3,370,022.06 |
| General Administration (other) | 159,819.00 | State and Local Fiscal Assistance Act Utilized | 20,071.57 | Special District Taxes | |
| JUDICIARY | | Sale of Acquired Property | | Bank Corp. Taxes | 17,546.40 |
| Municipal Courts | 24,380.00 | Other Miscellaneous Revenues | 284,168.64 | Added and Omitted Taxes | 62,634.97 |
| PUBLIC SAFETY | | Total | 4,142,134.43 | Total Taxes Levied - ABSTRACT | 3,417,853.43 |
| Fire Protection | 29,305.00 | Prior Years Surplus Appropriated | 163,000.00 | Total Taxes Billed | 3,400,221.35 |
| Police Protection | 434,710.00 | REVENUES TOTAL | 4,305,134.43 | 1985 TAXES COLLECTED | 3,224,800.07 |
| Civil Defense & Disaster Control | 550.00 | Reserve For Uncollected Taxes | 200,000.00 | 1985 Taxes Cancelled, Abated or Adjusted | 23,694.27 |
| Environmental Inspection & Control | 12,100.00 | CAPITAL OUTLAY TOTAL | 914,618.04 | Transfer to Tax Title Liens or Foreclosed | 5,108.26 |
| Other Public Safety | | | | Balance Outstanding Dec. 31, 1985 | 146,618.75 |
| PUBLIC WORKS | | | | PRIOR YEARS TAXES OUTSTANDING | |
| Streets and Drainage | 124,555.57 | Public Enterprises | 42,112.50 | Balance January 1, 1985 | 148,040.20 |
| Sewers and Sewage Processing | | Recreation—Culture | | Collected in 1985 | 146,185.09 |
| Garbage and Trash Disposal | 195,550.00 | Public Works | 768,173.02 | Cancelled, Abated or Adjusted 1985 | |
| Public Buildings and Grounds | 55,825.00 | Buildings and Grounds | 104,332.52 | Transfers to Tax Title Liens or Foreclosed | |
| Other Public Works | | Library and Education | | Balance December 31, 1985 | 1,855.11 |
| HEALTH and WELFARE | | Conservation | | TAX TITLE LIENS OUTSTANDING | |
| Health Services Except Environmental | 48,202.00 | All Other | | Balance January 1, 1985 | 40,937.59 |
| Welfare-Public Assistance | 10,000.00 | CAPITAL DEBT AUTHORIZED, DECEMBER 31, 1985 | | Transfer From Taxes | 5,108.26 |
| Hospitals, Clinics, First Aid | | ISSUED AND UNISSUED | | Redeemed in 1985 | 8,130.15 |
| Animal, Insect, & Rodent Control | | School | 1,510,423 | Cancelled, Abated or Adjusted (1985) | |
| Other Welfare Services | | Self-liquidating | 464,300 | Transfers to Foreclosed Property | |
| RECREATION and CONSERVATION | | Other | 1,806,645 | Balance December 31, 1985 | 37,915.70 |
| Beaches and Boardwalks | | Total | 3,781,368 | PROPERTY ACQUIRED BY DEED OR | |
| Parks, Playgrounds, Shade Trees | 1,400.00 | | | FORECLOSURE | |
| Land Reclamation & Conservation | | ISSUED AND OUTSTANDING | | Balance January 1, 1985 | |
| Other Recreational Services | 13,510.00 | School | 1,510,423.69 | Transfers From Taxes or Liens | |
| EDUCATION (excluding schools) | | Self-Liquidating | 419,500.00 | Sale for Cash (1985) | |
| Libraries | | Other | 1,670,695.00 | Cancelled, Abated or Adjusted (1985) | |
| Other Educational Services | | Total | 3,600,618.69 | Balance December 31, 1985 | |
| STATUTORY EXPENDITURES | | EQUALIZED VALUATION BASIS | | CURRENT FINANCES DECEMBER 31, 1985 | |
| Pensions & F. I. C. A. | 69,590.00 | FOR NET DEBT COMPUTATION | 97,921,015 | ASSETS | |
| Employee Fringe Benefits | 33,600.00 | REAL PROPERTY VALUATIONS | | Cash Dec. 31, 1985 | 453,421.07 |
| Other Statutory Expenditures | 2,300.00 | Code Class # of Parcels % VAL'N | ASSESSED VALUATION | Taxes Receivable | 148,473.86 |
| CETA And Other Public Employment Programs | | 1 Vacant Land 103 1.68 | 722,700.00 | Tax Title Liens | 37,915.70 |
| MUNICIPAL FUNCTIONS TOTAL | 1,325,505.18 | 2 Residential 1088 66.60 | 28,728,000.00 | Foreclosed Property | |
| CAPITAL IMPROVEMENTS *MEMO* | 20,000.00 | 3 Farm 10 .60 | 257,500.00 | Emergencies & Other Deferred Charges | |
| DEBT SERVICE | | 4a Commercial 103 19.48 | 8,404,300.00 | State and Federal Aid Receivable | |
| Principal Payments | 101,000.00 | 4b Industrial 10 3.56 | 1,535,200.00 | Other Receivables | |
| Interest Payments | 96,482.03 | 4c Apartments 7 8.08 | 3,486,600.00 | Total | 639,810.63 |
| | | Total 1321 | 43,134,300.00 | LIABILITIES, RESERVES, AND SURPLUS | |
| DEFERRED CHARGES | | Land Area 1.23 Sq. Miles | | Cash Liabilities | 206,341.24 |
| SCHOOL, COUNTY, SPECIAL DISTRICT TAXES | 2,532,260.06 | Net Valuation Taxable-Municipal | 44,920,409 | Reserves for Receivables | 186,389.56 |
| RESERVE FOR UNCOLLECTED TAXES | 200,000.00 | Net Valuation Taxable-County | 106,473,759 | Surplus Dec. 31, 1985 | 247,079.83 |
| EXPENDITURES TOTAL | 4,255,247.27 | State Equalized Valuation | 107,223,166 | Total | 639,810.63 |
| | | State Equalization Ratio | 40.91 | | |

1810
 Population 1980 **19,061**
 Population 1985 **22,652**
 S & P Rating
 Moody Rating **A**

General Tax Rate Per \$100. **2.38**
 State Equalized Tax Rate **2.18**

HILLSBOROUGH TWP. - SOMERSET CO.
Form of Government:
Township Council
Number of Members on Governing Body - 5

PER CAPITA:
 Gross Debt **803.77**
 Net Debt **315.24**
 Debt Service **55.99**
 Total Tax Levy **861.86**
 Municipal Expenditures **296.40**

PER CENT:
 Gross Debt **2.44**
 Net Debt **.96**
 Tax Levy Collected **94.85**
 Tax Levy Cancelled, Abated or Adjusted **.03**

| EXPENDITURES | | REVENUES-REALIZED | | 1985 PROPERTY-TAX | |
|---|--------------------------|--|--|--|----------------------|
| GENERAL GOVERNMENT | | | | STATE EQUALIZED TAX RATE 1.36 | |
| Governing Body & Public Boards | | | | Local District School Taxes | 11,618,716.50 |
| Municipal Clerk | | | | Regional & Consolidated School Tax | |
| Financial Administration | 45,415.00 | 1985 Property Taxes Collected | | School Taxes in Municipal Budget | |
| Assessment of Taxes | 78,104.00 | 1985 Payments in Lieu of Taxes | | County Taxes | 3,995,321.59 |
| Collection of Taxes | 102,839.00 | Delinquent Tax & Lien Collections | | County Library Taxes | 311,323.39 |
| Planning, Housing & Development | 130,664.00 | Business Personalty Replacement Taxes | | Local Municipal Purpose Taxes | 2,622,909.00 |
| Human Resources | 28,065.81 | Taxes from Public Utilities | | Veteran & Senior Citizen Taxes | 104,800.00 |
| Elections | 6,090.00 | Other Miscellaneous Tax Revenues | | Total Taxes for Rate Computation | 2.18 |
| General Administration (other) | 671,413.77 | State Aid Revenues | | Special District Taxes | 339,327.38 |
| JUDICIARY | | Federal Aid Revenues | | Bank Corp. Taxes | 27,096.20 |
| Municipal Courts | 58,188.00 | State and Local Fiscal Assistance Act Utilized | | Added and Omitted Taxes | 608,089.46 |
| PUBLIC SAFETY | | Sale of Acquired Property | | Total Taxes Levied - ABSTRACT | 19,522,783.52 |
| Fire Protection | 168,102.00 | Other Miscellaneous Revenues | | Total Taxes Billed | 19,530,503.50 |
| Police Protection | 1,182,234.09 | Prior Years Surplus Appropriated | | 1985 TAXES COLLECTED | 18,525,571.46 |
| Civil Defense & Disaster Control | | REVENUES TOTAL | | 1985 Taxes Cancelled, Abated or Adjusted | 6,059.59 |
| Environmental Inspection & Control | 175,972.00 | Reserve For Uncollected Taxes | | Transfer to Tax Title Liens or Foreclosed | 57,468.81 |
| Other Public Safety | | CAPITAL OUTLAY TOTAL | | Balance Outstanding Dec. 31, 1985 | 941,403.64 |
| PUBLIC WORKS | | | | PRIOR YEARS TAXES OUTSTANDING | |
| Streets and Drainage | 835,009.00 | Public Enterprises | | Balance January 1, 1985 | 1,013,577.51 |
| Sewers and Sewage Processing | 4,150.23 | Recreation—Culture | | Collected in 1985 | 873,548.54 |
| Garbage and Trash Disposal | 83,000.00 | Public Works | | Cancelled, Abated or Adjusted 1985 | 2,312.82 |
| Public Buildings and Grounds | 49,720.00 | Buildings and Grounds | | Transfers to Tax Title Liens or Foreclosed | |
| Other Public Works | | Library and Education | | Balance December 31, 1985 | 137,716.15 |
| HEALTH and WELFARE | | Conservation | | TAX TITLE LIENS OUTSTANDING | |
| Health Services Except Environmental | 94,428.00 | All Other | | Balance January 1, 1985 | 110,369.34 |
| Welfare-Public Assistance | 22,975.00 | CAPITAL DEBT AUTHORIZED, DECEMBER 31, 1985 | | Transfer From Taxes | 57,468.81 |
| Hospitals, Clinics, First Aid | | ISSUED AND UNISSUED GROSS DEBT NET DEBT | | Redeemed in 1985 | 35,973.00 |
| Animal, Insect, & Rodent Control | | School 11,066,000 | | Cancelled, Abated or Adjusted (1985) | |
| Other Welfare Services | | Self-Liquidating 7,140,900 | | Transfers to Foreclosed Property | |
| RECREATION and CONSERVATION | | Other 18,206,900 | | Balance December 31, 1985 | 131,865.15 |
| Beaches and Boardwalks | | Total 18,206,900 | | PROPERTY ACQUIRED BY DEED OR FORECLOSURE | |
| Parks, Playgrounds, Shade Trees | 1,500.00 | ISSUED AND OUTSTANDING | | Balance January 1, 1985 | 120,925.00 |
| Land Reclamation & Conservation | 39,905.00 | School 11,066,000.00 | | Transfers From Taxes or Liens | |
| Other Recreational Services | | Self-Liquidating 7,140,900.00 | | Sale for Cash (1985) | |
| EDUCATION (excluding schools) | | Other 18,206,900.00 | | Cancelled, Abated or Adjusted (1985) | |
| Libraries | 33,100.00 | Total 18,206,900.00 | | Balance December 31, 1985 | 120,925.00 |
| Other Educational Services | 650.00 | EQUALIZED VALUATION BASIS | | CURRENT FINANCES DECEMBER 31, 1985 | |
| STATUTORY EXPENDITURES | | FOR NET DEBT COMPUTATION | | ASSETS | |
| Pensions & F. I. C. A. | 376,547.80 | REAL PROPERTY VALUATIONS | | Cash Dec. 31, 1985 | 3,710,186.03 |
| Employee Fringe Benefits | 144,200.00 | Code Class # of Parcels % VAL'N | | Taxes Receivable | 1,079,119.79 |
| Other Statutory Expenditures | 16,090.00 | 1 Vacant Land 1895 5.59 | | Tax Title Liens | 131,865.15 |
| CETA And Other Public Employment Programs | | 2 Residential 7033 76.50 | | Foreclosed Property | 120,925.00 |
| MUNICIPAL FUNCTIONS | 4,348,362.70 | 3 Farm 621 3.70 | | Emergencies & Other Deferred Charges | 49,155.26 |
| CAPITAL IMPROVEMENTS | *MEMO* 100,000.00 | 4a Commercial 215 7.47 | | State and Federal Aid Receivable | 1,165.52 |
| DEBT SERVICE | | 4b Industrial 48 4.32 | | Other Receivables | 245,033.10 |
| Principal Payments | 891,000.00 | 4c Apartments 5 2.42 | | Total | 5,337,449.85 |
| Interest Payments | 377,347.82 | Total 9817 | | LIABILITIES, RESERVES, AND SURPLUS | |
| DEFERRED CHARGES | 47,267.46 | Land Area 54.80 Sq. Miles | | Cash Liabilities | 574,658.19 |
| SCHOOL, COUNTY, SPECIAL DISTRICT TAXES | 16,264,688.86 | Net Valuation Taxable-Municipal | | Reserves for Receivables | 1,576,943.04 |
| RESERVE FOR UNCOLLECTED TAXES | 1,050,000.00 | Net Valuation Taxable-County | | Surplus Dec. 31, 1985 | 3,185,848.62 |
| EXPENDITURES | | State Equalized Valuation | | Total | 5,337,449.85 |
| TOTAL | 22,978,666.84 | State Equalization Ratio | | | |

0227
Population 1980 10,495
Population 1985 10,297
S & P Rating A+
Moody Rating A

General Tax Rate Per \$100. 5.21
State Equalized Tax Rate 2.39

HILLSDALE BOROUGH – BERGEN COUNTY
Form of Government:
Borough Council
Number of Members on Governing Body – 6

PER CAPITA:
Gross Debt 469.57
Net Debt 275.35
Debt Service 33.26
Total Tax Levy 1,048.88
Municipal Expenditures 432.11
PER CENT:
Gross Debt 1.23
Net Debt .72
Tax Levy Collected 98.72
Tax Levy Cancelled, Abated or Adjusted .03

| EXPENDITURES | | REVENUES-REALIZED | | 1985 PROPERTY TAX | |
|---|---------------|---|--------------------|--|---------------|
| GENERAL GOVERNMENT | | 1985 Property Taxes Collected | | STATE EQUALIZED TAX RATE | |
| Governing Body & Public Boards | | | 10,622,747.63 | Local District School Taxes .93 | 4,187,417.00 |
| Municipal Clerk | | | | Regional & Consolidated School Tax .54 | 2,410,679.53 |
| Financial Administration | 36,781.00 | 1985 Payments in Lieu of Taxes | 151,823.42 | School Taxes in Municipal Budget | |
| Assessment of Taxes | 26,309.00 | Delinquent Tax & Lien Collections | 83,860.52 | County Taxes | 1,595,046.07 |
| Collection of Taxes | 26,922.00 | Business Personalty Replacement Taxes | 1,047,412.00 | County Library Taxes | |
| Planning, Housing & Development | 21,777.00 | Taxes from Public Utilities | 184,075.67 | Local Municipal Purpose Taxes .56 | 2,527,202.05 |
| Human Resources | 500.00 | Other Miscellaneous Tax Revenues | 95,055.62 | Veteran & Senior Citizen Taxes | 98,300.00 |
| Elections | 2,500.00 | State Aid Revenues | 297,321.12 | Total Taxes for Rate Computation 2.39 | 10,818,644.65 |
| General Administration (other) | 379,632.00 | Federal Aid Revenues | 12,482,295.98 | Special District Taxes | |
| JUDICIARY | | State and Local Fiscal Assistance Act Utilized | 250,000.00 | Bank Corp. Taxes | 39,488.32 |
| • Municipal Courts | 27,843.00 | Sale of Acquired Property | 12,732,295.98 | Added and Omitted Taxes | 40,472.75 |
| PUBLIC SAFETY | | Other Miscellaneous Revenues | 215,007.40 | Total Taxes Levied - ABSTRACT | 10,800,305.72 |
| Fire Protection | 177,116.00 | | | Total Taxes Billed | 10,760,817.40 |
| Police Protection | 929,266.60 | Prior Years Surplus Appropriated | 359,071.31 | 1985 TAXES COLLECTED | 10,622,747.63 |
| Civil Defense & Disaster Control | 5,500.00 | REVENUES | | 1985 Taxes Cancelled, Abated or Adjusted | 2,817.76 |
| Environmental Inspection & Control | 28,070.00 | Reserve For Uncollected Taxes | | Transfer to Tax Title Liens or Foreclosed | 5,022.44 |
| Other Public Safety | | | | Balance Outstanding Dec. 31, 1985 | 130,229.57 |
| PUBLIC WORKS | | CAPITAL OUTLAY | TOTAL | PRIOR YEARS TAXES OUTSTANDING | |
| Streets and Drainage | 547,324.00 | Public Enterprises | 21,105.01 | Balance January 1, 1985 | 154,117.44 |
| Sewers and Sewage Processing | 277,674.00 | Recreation—Culture | | Collected in 1985 | 146,695.42 |
| Garbage and Trash Disposal | 503,089.86 | Public Works | 238,111.12 | Cancelled, Abated or Adjusted 1985 | 5,717.24 |
| Public Buildings and Grounds | 93,650.00 | Buildings and Grounds | 97,645.00 | Transfers to Tax Title Liens or Foreclosed | |
| Other Public Works | 2,500.00 | Library and Education | 2,210.18 | Balance December 31, 1985 | 1,704.78 |
| HEALTH and WELFARE | | Conservation | | TAX TITLE LIENS OUTSTANDING | |
| Health Services Except Environmental | 37,732.00 | All Other | | Balance January 1, 1985 | 31,241.11 |
| Welfare-Public Assistance | 7,425.00 | | | Transfer From Taxes | 5,022.44 |
| Hospitals, Clinics, First Aid | 4,510.00 | CAPITAL DEBT AUTHORIZED, DECEMBER 31, 1985 | | Redeemed in 1985 | 5,128.00 |
| Animal, Insect, & Rodent Control | | ISSUED AND UNISSUED | GROSS DEBT | Cancelled, Abated or Adjusted (1985) | |
| Other Welfare Services | | School | 897,158 | Transfers to Foreclosed Property | |
| RECREATION and CONSERVATION | | Self-liquidating | 1,153,000 | Balance December 31, 1985 | 31,135.55 |
| Beaches and Boardwalks | | Other | 2,785,000 | PROPERTY ACQUIRED BY DEED OR | |
| Parks, Playgrounds, Shade Trees | 120,500.00 | Total | 4,835,158 | FORECLOSURE | |
| Land Reclamation & Conservation | 1,875.00 | | | Balance January 1, 1985 | 16,855.00 |
| Other Recreational Services | 49,386.00 | ISSUED AND OUTSTANDING | | Transfers From Taxes or Liens | |
| EDUCATION (excluding schools) | | School | 897,158.51 | Sale for Cash (1985) | |
| Libraries | 129,040.00 | Self-Liquidating | 1,153,000.00 | Cancelled, Abated or Adjusted (1985) | |
| Other Educational Services | | Other | 2,387,000.00 | Balance December 31, 1985 | 16,855.00 |
| STATUTORY EXPENDITURES | | Total | 4,437,158.51 | CURRENT FINANCES DECEMBER 31, 1985 | |
| Pensions & F. I. C. A. | 247,020.62 | EQUALIZED VALUATION BASIS | | ASSETS | |
| Employee Fringe Benefits | 136,800.00 | FOR NET DEBT COMPUTATION | 394,090,956 | Cash Dec. 31, 1985 | 2,131,733.38 |
| Other Statutory Expenditures | | REAL PROPERTY VALUATIONS | | Taxes Receivable | 131,934.35 |
| CETA And Other Public Employment Programs | | Code Class # of Parcels % VAL'N | ASSESSED VALUATION | Tax Title Liens | 31,135.55 |
| MUNICIPAL FUNCTIONS | | 1 Vacant Land 116 .86 | 1,726,100.00 | Foreclosed Property | 16,855.00 |
| CAPITAL IMPROVEMENTS | *MEMO* | 2 Residential 3085 90.15 | 181,325,620.00 | Emergencies & Other Deferred Charges | 20,000.00 |
| DEBT SERVICE | | 3 Farm 5 .07 | 141,500.00 | State and Federal Aid Receivable | |
| Principal Payments | 220,000.00 | 4a Commercial 99 7.73 | 15,553,600.00 | Other Receivables | 8,532.12 |
| Interest Payments | 122,436.25 | 4b Industrial 12 1.12 | 2,242,700.00 | Total | 2,340,190.40 |
| | | 4c Apartments 1 .07 | 143,000.00 | LIABILITIES, RESERVES, AND SURPLUS | |
| | | Total 3318 | 201,132,520.00 | Cash Liabilities | 1,731,146.68 |
| DEFERRED CHARGES | | Land Area 2.90 Sq. Miles | | Reserves for Receivables | 188,457.02 |
| SCHOOL, COUNTY, SPECIAL DISTRICT TAXES | 71,201.13 | Net Valuation Taxable-Municipal | 206,010,367 | Surplus Dec. 31, 1985 | 420,586.70 |
| SCHOOL, COUNTY, SPECIAL DISTRICT TAXES | 8,193,142.60 | Net Valuation Taxable-County | 395,885,739 | Total | 2,340,190.40 |
| RESERVE FOR UNCOLLECTED TAXES | 215,007.40 | State Equalized Valuation | 442,885,216 | | |
| EXPENDITURES | TOTAL | State Equalization Ratio | 45.92 | | |
| | 12,642,530.46 | | | | |

2007
 Population 1980 21,440
 Population 1985 21,533
 S & P Rating
 Moody Rating A

General Tax Rate Per \$100. 4.80
 State Equalized Tax Rate 2.97

HILLSDALE TOWNSHIP - UNION COUNTY
Form of Government:
Township Committee
Number of Members on Governing Body - 5

PER CAPITA:
 Gross Debt 159.47
 Net Debt 139.92
 Debt Service 21.00
 Total Tax Levy 690.21
 Municipal Expenditures 517.85

PER CENT:
 Gross Debt .75
 Net Debt .66
 Tax Levy Collected 96.19
 Tax Levy Cancelled, Abated or Adjusted .09

| EXPENDITURES | | REVENUES-REALIZED | | 1985 PROPERTY TAX | |
|---|---------------|--|--------------------|--|--------------------|
| GENERAL GOVERNMENT | | | | STATE EQUALIZED TAX RATE | |
| Governing Body & Public Boards | 500.00 | 1985 Property Taxes Collected | 14,269,648.87 | Local District School Taxes | 1.31 6,535,986.50 |
| Municipal Clerk | | 1985 Payments in Lieu of Taxes | 406,035.83 | Regional & Consolidated School Tax | |
| Financial Administration | 120,134.00 | Delinquent Tax & Lien Collections | 974,390.28 | School Taxes in Municipal Budget | |
| Assessment of Taxes | 49,265.00 | Business Personality Replacement Taxes | 1,677,512.00 | County Taxes | .52 2,577,757.58 |
| Collection of Taxes | 71,601.00 | Taxes from Public Utilities | | County Library Taxes | |
| Planning, Housing & Development | 4,750.00 | Other Miscellaneous Tax Revenues | 687,810.04 | Local Municipal Purpose Taxes | 1.14 5,685,306.52 |
| Human Resources | 306,214.50 | State Aid Revenues | 4,413.00 | Veteran & Senior Citizen Taxes | 206,500.00 |
| Elections | 5,440.00 | Federal Aid Revenues | 443,494.77 | Total Taxes for Rate Computation | 2.97 15,005,550.60 |
| General Administration (other) | 874,610.00 | State and Local Fiscal Assistance Act Utilized | | Special District Taxes | |
| JUDICIARY | | Sale of Acquired Property | 856,700.70 | Bank Corp. Taxes | 27,395.03 |
| Municipal Courts | 71,651.00 | Other Miscellaneous Revenues | 19,320,005.49 | Added and Omitted Taxes | 35,862.96 |
| PUBLIC SAFETY | | Total | 500,000.00 | Total Taxes Levied - ABSTRACT | 14,862,308.59 |
| Fire Protection | 2,034,267.62 | Prior Years Surplus Appropriated | 19,820,005.49 | Total Taxes Billed | 14,834,913.56 |
| Police Protection | 2,446,871.12 | REVENUES TOTAL | 453,100.00 | 1985 TAXES COLLECTED | 14,269,648.87 |
| Civil Defense & Disaster Control | 21,122.00 | Reserve For Uncollected Taxes | 281,940.91 | 1985 Taxes Cancelled, Abated or Adjusted | 13,836.50 |
| Environmental Inspection & Control | 114,435.49 | CAPITAL OUTLAY TOTAL | | Transfer to Tax Title Liens or Foreclosed | 14,757.38 |
| Other Public Safety | 250.00 | | | Balance Outstanding Dec. 31, 1985 | 536,670.81 |
| PUBLIC WORKS | | | | PRIOR YEARS TAXES OUTSTANDING | |
| Streets and Drainage | 745,046.21 | Public Enterprises | | Balance January 1, 1985 | 375,088.34 |
| Sewers and Sewage Processing | 288,303.00 | Recreation—Culture | | Collected in 1985 | 372,201.94 |
| Garbage and Trash Disposal | 846,333.00 | Public Works | 68,079.83 | Cancelled, Abated or Adjusted 1985 | |
| Public Buildings and Grounds | 89,496.00 | Buildings and Grounds | 213,861.08 | Transfers to Tax Title Liens or Foreclosed | 1,404.02 |
| Other Public Works | 64,263.00 | Library and Education | | Balance December 31, 1985 | 1,482.38 |
| HEALTH and WELFARE | | Conservation | | TAX TITLE LIENS OUTSTANDING | |
| Health Services Except Environmental | 70,224.00 | All Other | | Balance January 1, 1985 | 77,590.98 |
| Welfare-Public Assistance | 38,579.00 | CAPITAL DEBT AUTHORIZED, DECEMBER 31, 1985 | | Transfer From Taxes | 16,922.78 |
| Hospitals, Clinics, First Aid | | ISSUED AND UNISSUED GROSS DEBT NET DEBT | | Redeemed in 1985 | 33,833.89 |
| Animal, Insect, & Rodent Control | 6,000.00 | School 421,000 | | Cancelled, Abated or Adjusted (1985) | |
| Other Welfare Services | 34,704.00 | Self-liquidating 3,012,875 | 3,012,875 | Transfers to Foreclosed Property | |
| RECREATION and CONSERVATION | | Other 3,433,875 | 3,012,875 | Balance December 31, 1985 | 60,679.87 |
| Beaches and Boardwalks | | Total 3,433,875 | | PROPERTY ACQUIRED BY DEED OR FORECLOSURE | |
| Parks, Playgrounds, Shade Trees | | ISSUED AND OUTSTANDING | | Balance January 1, 1985 | 72,100.00 |
| Land Reclamation & Conservation | | School 421,000.00 | | Transfers From Taxes or Liens | |
| Other Recreational Services | 127,999.00 | Self-Liquidating 1,984,095.00 | | Sale for Cash (1985) | |
| EDUCATION (excluding schools) | | Other 2,405,095.00 | | Cancelled, Abated or Adjusted (1985) | |
| Libraries | 228,000.00 | Total 2,405,095.00 | | Balance December 31, 1985 | 72,100.00 |
| Other Educational Services | | EQUALIZED VALUATION BASIS | | CURRENT FINANCES DECEMBER 31, 1985 | |
| STATUTORY EXPENDITURES | | FOR NET DEBT COMPUTATION | 457,501.807 | ASSETS | |
| Pensions & F. I. C. A. | 994,564.00 | REAL PROPERTY VALUATIONS | | Cash Dec. 31, 1985 | 460,132.21 |
| Employee Fringe Benefits | 496,228.00 | Code Class # of Parcels % VAL'N | ASSESSED VALUATION | Taxes Receivable | 538,153.19 |
| Other Statutory Expenditures | | 1 Vacant Land 194 .92 | 2,823,200.00 | Tax Title Liens | 60,679.87 |
| CETA And Other Public Employment Programs | | 2 Residential 5486 66.16 | 203,389,400.00 | Foreclosed Property | 72,100.00 |
| MUNICIPAL FUNCTIONS TOTAL | 10,150,850.94 | 3 Farm | | Emergencies & Other Deferred Charges | 180,629.39 |
| CAPITAL IMPROVEMENTS *MEMO* | 5,000.00 | 4a Commercial 269 8.07 | 24,801,500.00 | State and Federal Aid Receivable | |
| DEBT SERVICE | | 4b Industrial 176 23.66 | 72,741,500.00 | Other Receivables | 79,298.18 |
| Principal Payments | 280,000.00 | 4c Apartments 17 1.19 | 3,661,600.00 | Total | 1,390,992.84 |
| Interest Payments | 172,264.98 | Total 6142 | 307,417,200.00 | LIABILITIES, RESERVES, AND SURPLUS | |
| DEFERRED CHARGES | 94,627.00 | Land Area 2.70 Sq. Miles | | Cash Liabilities | 507,255.14 |
| SCHOOL, COUNTY, SPECIAL DISTRICT TAXES | 9,113,744.08 | Net Valuation Taxable-Municipal | 308,416,494 | Reserves for Receivables | 725,669.20 |
| RESERVE FOR UNCOLLECTED TAXES | 453,100.00 | Net Valuation Taxable-County | 477,202,930 | Surplus Dec. 31, 1985 | 158,068.50 |
| EXPENDITURES TOTAL | 20,264,587.00 | State Equalized Valuation | 498,678,762 | Total | 1,390,992.84 |
| | | State Equalization Ratio | 61.78 | | |

0905
 Population 1980 **42,460**
 Population 1985 **41,941**
 S & P Rating
 Moody Rating **BAA**

General Tax Rate Per \$100.
16.27
 State Equalized Tax Rate
2.76

HOBOKEN CITY - HUDSON COUNTY
Form of Government:
Mayor-Council Plan D (OMCL 50)
Number of Members on Governing Body - 9

PER CAPITA:
 Gross Debt **390.17**
 Net Debt **55.09**
 Debt Service **25.22**
 Total Tax Levy **435.83**
 Municipal Expenditures **565.73**

PER CENT:
 Gross Debt **3.46**
 Net Debt **.49**
 Tax Levy Collected **84.51**
 Tax Levy Cancelled, Abated or Adjusted **3.99**

| EXPENDITURES | | REVENUES-REALIZED | | 1985 PROPERTY TAX | |
|---|----------------------|---|--------------------|---|--------------------|
| GENERAL GOVERNMENT | | | | STATE EQUALIZED TAX RATE | |
| Governing Body & Public Boards | 236,465.62 | 1985 Property Taxes Collected | 15,496,687.88 | Local District School Taxes | .95 5,840,447.50 |
| Municipal Clerk | 177,567.00 | 1985 Payments in Lieu of Taxes | 1,572,201.29 | Regional & Consolidated School Tax | |
| Financial Administration | 113,019.00 | Delinquent Tax & Lien Collections | 1,897,578.37 | School Taxes in Municipal Budget | .05 336,370.25 |
| Assessment of Taxes | 120,158.00 | Business Personalty Replacement Taxes | 1,963,236.04 | County Taxes | .78 * 4,819,829.98 |
| Collection of Taxes | 106,782.00 | Taxes from Public Utilities | 1,403,859.00 | County Library Taxes | |
| Planning, Housing & Development | 95,000.00 | Other Miscellaneous Tax Revenues | | Local Municipal Purpose Taxes | .97 5,992,760.88 |
| Human Resources | 2,535,572.10 | State Aid Revenues | 4,869,124.73 | Veteran & Senior Citizen Taxes | |
| Elections | 102,000.00 | Federal Aid Revenues | | Total Taxes for Rate Computation | 2.75 17,075,808.61 |
| General Administration (other) | 1,459,137.90 | State and Local Fiscal Assistance Act Utilized | 701,613.00 | Special District Taxes | |
| JUDICIARY | | Sale of Acquired Property | | Bank Corp. Taxes | 29,106.89 |
| Municipal Courts | 312,235.00 | Other Miscellaneous Revenues | 3,899,004.16 | Added and Omitted Taxes | 1,260,801.08 |
| PUBLIC SAFETY | | Total | 31,803,304.47 | Total Taxes Levied - ABSTRACT | 18,279,316.58 |
| Fire Protection | 4,324,088.94 | Prior Years Surplus Appropriated | 1,635,126.00 | Total Taxes Billed | 18,336,609.69 |
| Police Protection | 3,523,004.00 | REVENUES TOTAL | 33,438,430.47 | 1985 TAXES COLLECTED | 15,496,687.88 |
| Civil Defense & Disaster Control | | Reserve For Uncollected Taxes | 1,773,027.22 | 1985 Taxes Cancelled, Abated or Adjusted | 732,282.21 |
| Environmental Inspection & Control | 374,141.00 | CAPITAL OUTLAY | 27,293.25 | Transfer to Tax Title Liens or Foreclosed | |
| Other Public Safety | | Total | | Balance Outstanding Dec. 31, 1985 | 2,107,639.60 |
| PUBLIC WORKS | | Public Enterprises | 18,000.00 | PRIOR YEARS TAXES OUTSTANDING | |
| Streets and Drainage | 737,777.00 | Recreation—Culture | | Balance January 1, 1985 | 2,509,191.07 |
| Sewers and Sewage Processing | | Public Works | 9,293.25 | Collected in 1985 | 1,008,170.94 |
| Garbage and Trash Disposal | 1,513,976.00 | Buildings and Grounds | | Cancelled, Abated or Adjusted 1985 | |
| Public Buildings and Grounds | 409,160.13 | Library and Education | | Transfers to Tax Title Liens or Foreclosed | |
| Other Public Works | 170,000.00 | Conservation | | Balance December 31, 1985 | 1,501,020.13 |
| HEALTH and WELFARE | | All Other | | TAX TITLE LIENS OUTSTANDING | |
| Health Services Except Environmental | 460,893.00 | CAPITAL DEBT AUTHORIZED, DECEMBER 31, 1985 | | Balance January 1, 1985 | 1,496,192.02 |
| Welfare-Public Assistance | 258,994.00 | ISSUED AND UNISSUED | | Transfer From Taxes | |
| Hospitals, Clinics, First Aid | | School | 10,213,000 | Redeemed in 1985 | 889,407.43 |
| Animal, Insect, & Rodent Control | | Self-liquidating | 4,799,000 | Cancelled, Abated or Adjusted (1985) | |
| Other Welfare Services | | Other | 1,352,100 | Transfers to Foreclosed Property | |
| RECREATION and CONSERVATION | | Total | 16,364,100 | Balance December 31, 1985 | 606,784.59 |
| Beaches and Boardwalks | | ISSUED AND OUTSTANDING | | PROPERTY ACQUIRED BY DEED OR FORECLOSURE | |
| Parks, Playgrounds, Shade Trees | 110,138.00 | School | 10,213,000.00 | Balance January 1, 1985 | 1,779,000.00 |
| Land Reclamation & Conservation | 10,630.41 | Self-liquidating | 4,799,000.00 | Transfers From Taxes or Liens | |
| Other Recreational Services | 195,244.00 | Other | 1,311,500.00 | Sale for Cash (1985) | |
| EDUCATION (excluding schools) | | Total | 16,323,500.00 | Cancelled, Abated or Adjusted (1985) | |
| Libraries | 280,354.08 | EQUALIZED VALUATION BASIS | | Balance December 31, 1985 | 1,779,000.00 |
| Other Educational Services | 35,000.00 | FOR NET DEBT COMPUTATION | | CURRENT FINANCES DECEMBER 31, 1985 | |
| STATUTORY EXPENDITURES | | REAL PROPERTY VALUATIONS | | ASSETS | |
| Pensions & F. I. C. A. | 2,236,527.64 | Code Class # of Parcels % VAL'N | ASSESSED VALUATION | Cash Dec. 31, 1985 | 2,850,963.78 |
| Employee Fringe Benefits | 876,500.00 | 1 Vacant Land 382 2.26 | 2,340,700.00 | Taxes Receivable | 3,608,659.73 |
| Other Statutory Expenditures | 70,000.00 | 2 Residential 2272 34.08 | 35,326,700.00 | Tax Title Liens | 606,784.59 |
| CETA And Other Public Employment Programs | | 3 Farm | | Foreclosed Property | 1,779,000.00 |
| MUNICIPAL FUNCTIONS | | 4a Commercial 1157 29.65 | 30,736,400.00 | Emergencies & Other Deferred Charges | 336,981.64 |
| CAPITAL IMPROVEMENTS | *MEMO* | 4b Industrial 176 23.01 | 23,854,600.00 | State and Federal Aid Receivable | 3,512.80 |
| DEBT SERVICE | | 4c Apartments 484 10.99 | 11,393,300.00 | Other Receivables | 936,471.73 |
| Principal Payments | 380,000.00 | Total | 103,651,700.00 | Total | 10,122,374.27 |
| Interest Payments | 677,546.90 | Land Area 1.30 Sq. Miles | | LIABILITIES, RESERVES, AND SURPLUS | |
| TYPE I SCHL DEBT *MEMO | 816,040.00 | Net Valuation Taxable-Municipal | 104,398,692 | Cash Liabilities | 2,674,138.88 |
| DEFERRED CHARGES | 52,168.15 | Net Valuation Taxable-County | 499,199,833 | Reserves for Receivables | 6,112,702.17 |
| SCHOOL, COUNTY, SPECIAL DISTRICT TAXES | 10,996,647.73 | State Equalized Valuation | 618,619,612 | Surplus Dec. 31, 1985 | 1,335,533.22 |
| RESERVE FOR UNCOLLECTED TAXES | 1,773,027.22 | State Equalization Ratio | 16.96 | Total | 10,122,374.27 |
| EXPENDITURES | TOTAL | | | | |
| | 34,723,754.82 | | | | |

0228
Population 1980 4,129
Population 1985 4,068
S & P Rating
Moody Rating A1

General Tax Rate Per \$100. 1.97
State Equalized Tax Rate 1.69

HO-HO-KUS BOROUGH - BERGEN COUNTY
Form of Government:
Borough Council
Number of Members on Governing Body - 6

PER CAPITA:
Gross Debt 986.49
Net Debt 841.46
Debt Service 111.15
Total Tax Levy 1,248.26
Municipal Expenditures 639.38

PER CENT:
Gross Debt 1.51
Net Debt 1.29
Tax Levy Collected 97.62
Tax Levy Cancelled, Abated or Adjusted .29

| EXPENDITURES | | REVENUES-REALIZED | | 1985 PROPERTY TAX | |
|---|--------------|--|----------------|--|-------------------|
| GENERAL GOVERNMENT | | | | STATE EQUALIZED TAX RATE | |
| Governing Body & Public Boards | | 1985 Property Taxes Collected | 4,951,667.65 | Local District School Taxes | .80 2,383,910.50 |
| Municipal Clerk | | 1985 Payments in Lieu of Taxes | | Regional & Consolidated School Tax | |
| Financial Administration | 8,100.00 | Delinquent Tax & Lien Collections | 93,829.63 | School Taxes in Municipal Budget | |
| Assessment of Taxes | 23,260.00 | Business Personality Replacement Taxes | 33,544.96 | County Taxes | .36 1,068,876.36 |
| Collection of Taxes | 30,600.00 | Taxes from Public Utilities | 409,678.00 | County Library Taxes | |
| Planning, Housing & Development | 37,700.00 | Other Miscellaneous Tax Revenues | | Local Municipal Purpose Taxes | .53 1,591,960.82 |
| Human Resources | | State Aid Revenues | 32,786.69 | Veteran & Senior Citizen Taxes | 24,800.00 |
| Elections | | Federal Aid Revenues | | Total Taxes for Rate Computation | 1.69 5,069,547.68 |
| General Administration (other) | 171,990.00 | State and Local Fiscal Assistance Act Utilized | 23,273.35 | Special District Taxes | |
| JUDICIARY | | Sale of Acquired Property | | Bank Corp. Taxes | 6,562.88 |
| Municipal Courts | 19,220.00 | Other Miscellaneous Revenues | 302,743.13 | Added and Omitted Taxes | 26,603.46 |
| PUBLIC SAFETY | | Total | 5,847,523.41 | Total Taxes Levied - ABSTRACT | 5,077,914.02 |
| Fire Protection | 32,950.00 | Prior Years Surplus Appropriated | 410,000.00 | Total Taxes Billed | 5,072,196.18 |
| Police Protection | 528,006.35 | REVENUES TOTAL | 6,257,523.41 | 1985 TAXES COLLECTED | 4,951,667.65 |
| Civil Defense & Disaster Control | 250.00 | Reserve For Uncollected Taxes | 146,758.83 | 1985 Taxes Cancelled, Abated or Adjusted | 14,665.54 |
| Environmental Inspection & Control | 36,680.00 | CAPITAL OUTLAY TOTAL | 283,615.84 | Transfer to Tax Title Liens or Foreclosed | |
| Other Public Safety | | | | Balance Outstanding Dec. 31, 1985 | 105,862.99 |
| PUBLIC WORKS | | | | PRIOR YEARS TAXES OUTSTANDING | |
| Streets and Drainage | 221,160.00 | Public Enterprises | 37,548.03 | Balance January 1, 1985 | 92,601.35 |
| Sewers and Sewage Processing | 462,682.00 | Recreation—Culture | | Collected in 1985 | 92,601.35 |
| Garbage and Trash Disposal | | Public Works | 243,176.56 | Cancelled, Abated or Adjusted 1985 | |
| Public Buildings and Grounds | 65,830.00 | Buildings and Grounds | 2,891.25 | Transfers to Tax Title Liens or Foreclosed | |
| Other Public Works | | Library and Education | | Balance December 31, 1985 | |
| HEALTH and WELFARE | | Conservation | | TAX TITLE LIENS OUTSTANDING | |
| Health Services Except Environmental | 18,025.00 | All Other | | Balance January 1, 1985 | 4,184.91 |
| Welfare-Public Assistance | 1,200.00 | | | Transfer From Taxes | |
| Hospitals, Clinics, First Aid | | CAPITAL DEBT AUTHORIZED, DECEMBER 31, 1985 | | Redeemed in 1985 | 1,228.28 |
| Animal, Insect, & Rodent Control | | ISSUED AND UNISSUED | | Cancelled, Abated or Adjusted (1985) | |
| Other Welfare Services | | School | 470,000 | Transfers to Foreclosed Property | |
| RECREATION and CONSERVATION | | Self-Liquidating | 120,000 | Balance December 31, 1985 | 2,956.63 |
| Beaches and Boardwalks | | Other | 3,423,050 | PROPERTY ACQUIRED BY DEED OR | |
| Parks, Playgrounds, Shade Trees | | Total | 4,013,050 | FORECLOSURE | |
| Land Reclamation & Conservation | 7,000.00 | | | Balance January 1, 1985 | 40,200.00 |
| Other Recreational Services | | ISSUED AND OUTSTANDING | | Transfers From Taxes or Liens | |
| EDUCATION (excluding schools) | | School | 470,000.00 | Sale for Cash (1985) | |
| Libraries | | Self-Liquidating | 120,000.00 | Cancelled, Abated or Adjusted (1985) | |
| Other Educational Services | 85,100.00 | Other | 3,423,050.00 | Balance December 31, 1985 | 40,200.00 |
| STATUTORY EXPENDITURES | | Total | 4,013,050.00 | CURRENT FINANCES DECEMBER 31, 1985 | |
| Pensions & F. I. C. A. | 141,025.00 | EQUALIZED VALUATION BASIS | | ASSETS | |
| Employee Fringe Benefits | 111,200.00 | FOR NET DEBT COMPUTATION | 264,938,484 | Cash Dec. 31, 1985 | 1,480,240.94 |
| Other Statutory Expenditures | 100.00 | REAL PROPERTY VALUATIONS | | Taxes Receivable | 105,862.99 |
| CETA And Other Public Employment Programs | | Code Class # of Parcels % VAL'N | | Tax Title Liens | 2,956.63 |
| MUNICIPAL FUNCTIONS TOTAL | 2,002,078.35 | 1 Vacant Land 81 1.79 | 4,569,600.00 | Foreclosed Property | 40,200.00 |
| CAPITAL IMPROVEMENTS *MEMO* | 90,000.00 | 2 Residential 1373 92.83 | 236,942,900.00 | Emergencies & Other Deferred Charges | 35,000.00 |
| DEBT SERVICE | | 3 Farm | | State and Federal Aid Receivable | 1,623.73 |
| Principal Payments | 283,800.00 | 4a Commercial 37 5.38 | 13,734,700.00 | Other Receivables | 17,014.58 |
| Interest Payments | 168,341.00 | 4b Industrial | | Total | 1,682,898.87 |
| DEFERRED CHARGES | | 4c Apartments | | LIABILITIES, RESERVES, AND SURPLUS | |
| SCHOOL, COUNTY, SPECIAL DISTRICT TAXES | 3,452,786.86 | Total 1491 | 255,247,200.00 | Cash Liabilities | 458,005.26 |
| RESERVE FOR UNCOLLECTED TAXES | 146,758.83 | Land Area 1.80 Sq. Miles | | Reserves for Receivables | 166,034.20 |
| EXPENDITURES TOTAL | 6,053,765.04 | Net Valuation Taxable-Municipal | 256,121,458 | Surplus Dec. 31, 1985 | 1,058,859.41 |
| | | Net Valuation Taxable-County | 264,383,064 | Total | 1,682,898.87 |
| | | State Equalized Valuation | 297,925,066 | | |
| | | State Equalization Ratio | 85.93 | | |

1015
Population 1980 4,593
Population 1985 4,585
S & P Rating
Moody Rating

General Tax Rate Per \$100. 1.15
State Equalized Tax Rate .69

HOLLAND TOWNSHIP - HUNTERDON CO.
Form of Government:
Township Committee
Number of Members on Governing Body - 3

PER CAPITA:
Gross Debt 356.49
Net Debt
Debt Service
Total Tax Levy 271.99
Municipal Expenditures 927.34
PER CENT:
Gross Debt 1.02
Net Debt
Tax Levy Collected 96.64
Tax Levy Cancelled, Abated or Adjusted .17

| EXPENDITURES | | REVENUES-REALIZED | | 1985 PROPERTY TAX | |
|---|--------------|--|----------------|--|------------------|
| GENERAL GOVERNMENT | | | | STATE EQUALIZED TAX RATE | |
| Governing Body & Public Boards | | 1985 Property Taxes Collected | 1,187,220.55 | Local District School Taxes | |
| Municipal Clerk | | 1985 Payments in Lieu of Taxes | | Regional & Consolidated School Tax | .19 328,008.88 |
| Financial Administration | 28,110.00 | Delinquent Tax & Lien Collections | 50,319.69 | School Taxes in Municipal Budget | |
| Assessment of Taxes | 14,600.00 | Business Personalty Replacement Taxes | 51,415.48 | County Taxes | .47 825,807.98 |
| Collection of Taxes | 15,495.00 | Taxes from Public Utilities | 3,162,227.00 | County Library Taxes | .03 51,264.79 |
| Planning, Housing & Development | 38,750.00 | Other Miscellaneous Tax Revenues | | Local Municipal Purpose Taxes | |
| Human Resources | | State Aid Revenues | | Veteran & Senior Citizen Taxes | |
| Elections | 1,500.00 | Federal Aid Revenues | | Total Taxes for Rate Computation | .69 1,258,781.65 |
| General Administration (other) | 208,725.00 | State and Local Fiscal Assistance Act Utilized | 68,632.80 | Special District Taxes | |
| JUDICIARY | | Sale of Acquired Property | | Bank Corp. Taxes | 4,373.62 |
| Municipal Courts | 8,550.00 | Other Miscellaneous Revenues | 1,145,726.95 | Added and Omitted Taxes | 37,601.48 |
| PUBLIC SAFETY | | Total | 5,665,542.47 | Total Taxes Levied - ABSTRACT | 1,247,056.75 |
| Fire Protection | 48,700.00 | Prior Years Surplus Appropriated | 750,000.00 | Total Taxes Billed | 1,228,481.12 |
| Police Protection | 206,500.00 | REVENUES TOTAL | 6,415,542.47 | 1985 TAXES COLLECTED | 1,187,220.55 |
| Civil Defense & Disaster Control | 4,810.00 | Reserve For Uncollected Taxes | 115,000.00 | 1985 Taxes Cancelled, Abated or Adjusted | 2,097.42 |
| Environmental Inspection & Control | | CAPITAL OUTLAY TOTAL | 43,117.25 | Transfer to Tax Title Liens or Foreclosed | 3,297.05 |
| Other Public Safety | | | | Balance Outstanding Dec. 31, 1985 | 35,866.10 |
| PUBLIC WORKS | | | | PRIOR YEARS TAXES OUTSTANDING | |
| Streets and Drainage | 471,550.00 | Public Enterprises | | Balance January 1, 1985 | 45,396.50 |
| Sewers and Sewage Processing | | Recreation—Culture | | Collected in 1985 | 44,228.71 |
| Garbage and Trash Disposal | | Public Works | | Cancelled, Abated or Adjusted 1985 | 67.41 |
| Public Buildings and Grounds | 33,800.00 | Buildings and Grounds | 43,117.25 | Transfers to Tax Title Liens or Foreclosed | 873.35 |
| Other Public Works | | Library and Education | | Balance December 31, 1985 | 227.03 |
| HEALTH and WELFARE | | Conservation | | TAX TITLE LIENS OUTSTANDING | |
| Health Services Except Environmental | 30,480.00 | All Other | | Balance January 1, 1985 | 21,174.05 |
| Welfare-Public Assistance | 9,000.00 | CAPITAL DEBT AUTHORIZED, DECEMBER 31, 1985 | | Transfer From Taxes | 4,244.64 |
| Hospitals, Clinics, First Aid | | ISSUED AND UNISSUED | | Redeemed in 1985 | 6,090.98 |
| Animal, Insect, & Rodent Control | | School | 1,155,521 | Cancelled, Abated or Adjusted (1985) | |
| Other Welfare Services | | Self-liquidating | 479,000 | Transfers to Foreclosed Property | |
| RECREATION and CONSERVATION | | Other | | Balance December 31, 1985 | 19,327.71 |
| Beaches and Boardwalks | | Total | 1,634,521 | PROPERTY ACQUIRED BY DEED OR | |
| Parks, Playgrounds, Shade Trees | 21,600.00 | | | FORECLOSURE | |
| Land Reclamation & Conservation | 5,480.00 | ISSUED AND OUTSTANDING | | Balance January 1, 1985 | |
| Other Recreational Services | 7,000.00 | School | 1,153,779.50 | Transfers From Taxes or Liens | |
| EDUCATION (excluding schools) | | Self-liquidating | 479,000.00 | Sale for Cash (1985) | |
| Libraries | 17,000.00 | Other | | Cancelled, Abated or Adjusted (1985) | |
| Other Educational Services | 2,866,712.30 | Total | 1,632,779.50 | Balance December 31, 1985 | |
| STATUTORY EXPENDITURES | | EQUALIZED VALUATION BASIS | | CURRENT FINANCES DECEMBER 31, 1985 | |
| Pensions & F. I. C. A. | 61,000.00 | FOR NET DEBT COMPUTATION | 160,964,951 | ASSETS | |
| Employee Fringe Benefits | 29,500.00 | REAL PROPERTY VALUATIONS | | Cash Dec. 31, 1985 | 13,105,527.49 |
| Other Statutory Expenditures | 8,000.00 | Code Class # of Parcels % VAL'N | | Taxes Receivable | 36,093.13 |
| CETA And Other Public Employment Programs | | 1 Vacant Land 274 4.07 | 4,223,030.00 | Tax Title Liens | 19,327.71 |
| MUNICIPAL FUNCTIONS TOTAL | 4,136,862.30 | 2 Residential 1410 76.81 | 79,729,885.00 | Foreclosed Property | |
| CAPITAL IMPROVEMENTS *MEMO* | | 3 Farm 323 6.70 | 6,952,365.00 | Emergencies & Other Deferred Charges | |
| DEBT SERVICE | | 4a Commercial 17 2.00 | 2,071,000.00 | State and Federal Aid Receivable | |
| Principal Payments | | 4b Industrial 9 10.33 | 10,724,100.00 | Other Receivables | 19,131.21 |
| Interest Payments | | 4c Apartments 1 .10 | 99,900.00 | Total | 13,180,079.54 |
| | | Total 2034 | 103,800,280.00 | LIABILITIES, RESERVES, AND SURPLUS | |
| DEFERRED CHARGES | | Land Area 22.70 Sq. Miles | | Cash Liabilities | 1,876,088.83 |
| SCHOOL, COUNTY, SPECIAL DISTRICT TAXES | 1,205,081.65 | Net Valuation Taxable-Municipal | 105,290,699 | Reserves for Receivables | 73,691.05 |
| RESERVE FOR UNCOLLECTED TAXES | 115,000.00 | Net Valuation Taxable-County | 176,159,359 | Surplus Dec. 31, 1985 | 11,230,299.66 |
| EXPENDITURES TOTAL | 5,456,943.95 | State Equalized Valuation | 175,477,351 | Total | 13,180,079.54 |
| | | State Equalization Ratio | 59.66 | | |

1318

Population 1980 8,447
 Population 1985 9,755
 S & P Rating
 Moody Rating A1

General Tax Rate Per \$100.

1.73

State Equalized Tax Rate

1.48

HOLMDEL TOWNSHIP – MONMOUTH CO.**Form of Government:****Township Committee****Number of Members on Governing Body – 5****PER CAPITA:**

Gross Debt 1,414.25
 Net Debt 925.81
 Debt Service 101.48
 Total Tax Levy 1,373.59
 Municipal Expenditures 637.73

PER CENT:

Gross Debt 1.76
 Net Debt 1.15
 Tax Levy Collected 96.87
 Tax Levy Cancelled, Abated or Adjusted

| EXPENDITURES | | REVENUES-REALIZED | | 1985 PROPERTY TAX | |
|--|------------|--|--|---|---------------|
| GENERAL GOVERNMENT | | | | STATE EQUALIZED TAX RATE | |
| Governing Body & Public Boards | 12,300.00 | 1985 Property Taxes Collected | | Local District School Taxes | 8,385,107.00 |
| Municipal Clerk | 96,750.00 | 1985 Payments in Lieu of Taxes | | Regional & Consolidated School Tax | |
| Financial Administration | 112,600.00 | Delinquent Tax & Lien Collections | | School Taxes in Municipal Budget | |
| Assessment of Taxes | 51,785.00 | Business Personality Replacement Taxes | | County Taxes | 3,942,800.27 |
| Collection of Taxes | 49,300.00 | Taxes from Public Utilities | | County Library Taxes | 147,713.58 |
| Planning, Housing & Development | 138,375.00 | Other Miscellaneous Tax Revenues | | Local Municipal Purpose Taxes | 800,737.00 |
| Human Resources | 12,500.00 | State Aid Revenues | | Veteran & Senior Citizen Taxes | 41,200.00 |
| Elections | 5,500.00 | Federal Aid Revenues | | Total Taxes for Rate Computation | 13,317,557.85 |
| General Administration (other) | 982,751.57 | State and Local Fiscal Assistance Act Utilized | | Special District Taxes | |
| JUDICIARY | | Sale of Acquired Property | | Bank Corp. Taxes | 33,629.11 |
| Municipal Courts | 83,800.00 | Other Miscellaneous Revenues | | Added and Omitted Taxes | 89,424.26 |
| PUBLIC SAFETY | | Total | | Total Taxes Levied - ABSTRACT | 13,399,411.22 |
| Fire Protection | 340,900.00 | Prior Years Surplus Appropriated | | Total Taxes Billed | 13,365,782.11 |
| Police Protection | 958,605.00 | REVENUES TOTAL | | 1985 TAXES COLLECTED | 12,947,081.09 |
| Civil Defense & Disaster Control | 250.00 | Reserve For Uncollected Taxes | | 1985 Taxes Cancelled, Abated or Foreclosed | |
| Environmental Inspection & Control | 115,350.00 | CAPITAL OUTLAY TOTAL | | Transfer to Tax Title Liens or Foreclosed | |
| Other Public Safety | | | | Balance Outstanding Dec. 31, 1985 | 418,701.02 |
| PUBLIC WORKS | | Public Enterprises | | PRIOR YEARS TAXES OUTSTANDING | |
| Streets and Drainage | 958,560.00 | Recreation—Culture | | Balance January 1, 1985 | 344,590.15 |
| Sewers and Sewage Processing | 1,200.00 | Public Works | | Collected in 1985 | 318,154.87 |
| Garbage and Trash Disposal | 17,500.00 | Buildings and Grounds | | Cancelled, Abated or Adjusted 1985 | |
| Public Buildings and Grounds | 171,076.00 | Library and Education | | Transfers to Tax Title Liens or Foreclosed | |
| Other Public Works | 73,750.00 | Conservation | | Balance December 31, 1985 | 26,435.28 |
| HEALTH and WELFARE | | All Other | | TAX TITLE LIENS OUTSTANDING | |
| Health Services Except Environmental | 68,331.00 | CAPITAL DEBT AUTHORIZED, DECEMBER 31, 1985 | | Balance January 1, 1985 | 56,998.67 |
| Welfare-Public Assistance | 4,100.00 | ISSUED AND UNISSUED GROSS DEBT | | Transfer From Taxes | |
| Hospitals, Clinics, First Aid | | School 3,780,000 | | Redeemed in 1985 | 1,755.59 |
| Animal, Insect, & Rodent Control | | Self-liquidating 928,750 | | Cancelled, Abated or Adjusted (1985) | |
| Other Welfare Services | | Other 9,087,299 | | Transfers to Foreclosed Property | |
| RECREATION and CONSERVATION | | Total 13,796,049 | | Balance December 31, 1985 | 55,243.08 |
| Beaches and Boardwalks | 50,725.00 | ISSUED AND OUTSTANDING | | PROPERTY ACQUIRED BY DEED OR FORECLOSURE | |
| Parks, Playgrounds, Shade Trees | 250.00 | School 3,780,000.00 | | Balance January 1, 1985 | 15,350.00 |
| Land Reclamation & Conservation | 24,650.00 | Self-Liquidating 840,000.00 | | Transfers From Taxes or Liens | |
| Other Recreational Services | | Other 8,921,000.00 | | Sale for Cash (1985) | |
| EDUCATION (excluding schools) | | Total 13,541,000.00 | | Cancelled, Abated or Adjusted (1985) | |
| Libraries | 27,100.00 | EQUALIZED VALUATION BASIS | | Balance December 31, 1985 | 15,350.00 |
| Other Educational Services | 1,600.00 | FOR NET DEBT COMPUTATION | | CURRENT FINANCES DECEMBER 31, 1985 | |
| STATUTORY EXPENDITURES | | REAL PROPERTY VALUATIONS | | ASSETS | |
| Pensions & F. I. C. A. | 245,000.00 | Code Class # of Parcels % VAL'N | | Cash Dec. 31, 1985 | 6,083,034.04 |
| Employee Fringe Benefits | 125,500.00 | 1 Vacant Land 449 4.01 | | Taxes Receivable | 445,136.30 |
| Other Statutory Expenditures | | 2 Residential 2601 61.86 | | Tax Title Liens | 55,243.08 |
| CETA And Other Public Employment Programs | | 3 Farm 184 2.03 | | Foreclosed Property | 15,350.00 |
| MUNICIPAL FUNCTIONS | | 4a Commercial 65 7.56 | | Emergencies & Other Deferred Charges | 177,503.54 |
| CAPITAL IMPROVEMENTS | | 4b Industrial 14 24.55 | | State and Federal Aid Receivable | 150,000.00 |
| DEBT SERVICE | | 4c Apartments | | Other Receivables | 288,881.54 |
| Principal Payments | 390,000.00 | Total 3313 | | Total | 7,215,148.50 |
| Interest Payments | 599,967.00 | Land Area 17.90 Sq. Miles | | LIABILITIES, RESERVES, AND SURPLUS | |
| DEFERRED CHARGES | | Net Valuation Taxable-Municipal | | Cash Liabilities | 3,902,776.76 |
| SCHOOL, COUNTY, SPECIAL DISTRICT TAXES | | Net Valuation Taxable-County | | Reserves for Receivables | 804,610.92 |
| RESERVE FOR UNCOLLECTED TAXES | | State Equalized Valuation | | Surplus Dec. 31, 1985 | 2,507,760.82 |
| EXPENDITURES | | State Equalization Ratio | | Total | 7,215,148.50 |

1912
Population 1980 15,531
Population 1985 15,074
S & P Rating
Moody Rating BAA1

General Tax Rate Per \$100. 4.03
State Equalized Tax Rate 2.41

HOPATCONG BOROUGH – SUSSEX COUNTY
Form of Government:
Borough Council
Number of Members on Governing Body – 6

PER CAPITA:
Gross Debt 978.08
Net Debt 315.92
Debt Service 13.66
Total Tax Levy 699.52
Municipal Expenditures 284.39
PER CENT:
Gross Debt 3.73
Net Debt 1.21
Tax Levy Collected 96.37
Tax Levy Cancelled, Abated or Adjusted .02

| EXPENDITURES | | REVENUES-REALIZED | | 1985 PROPERTY TAX | |
|---|---------------|--|----------------|--|---------------|
| GENERAL GOVERNMENT | | | | STATE EQUALIZED TAX RATE | |
| Governing Body & Public Boards | | 1985 Property Taxes Collected | 10,170,801.62 | Local District School Taxes 1.37 | 5,974,893.50 |
| Municipal Clerk | | 1985 Payments in Lieu of Taxes | | Regional & Consolidated School Tax | |
| Financial Administration | 62,790.00 | Delinquent Tax & Lien Collections | 337,989.19 | School Taxes in Municipal Budget | |
| Assessment of Taxes | 66,504.00 | Business Personalty Replacement Taxes | 21,248.00 | County Taxes .50 | 2,165,961.58 |
| Collection of Taxes | 65,912.00 | Taxes from Public Utilities | 452,525.00 | County Library Taxes .03 | 147,522.79 |
| Planning, Housing & Development | 8,990.00 | Other Miscellaneous Tax Revenues | | Local Municipal Purpose Taxes .51 | 2,217,929.09 |
| Human Resources | | State Aid Revenues | 151,022.34 | Veteran & Senior Citizen Taxes | 137,650.00 |
| Elections | 4,428.66 | Federal Aid Revenues | | Total Taxes for Rate Computation 2.41 | 10,643,956.96 |
| General Administration (other) | 433,744.00 | State and Local Fiscal Assistance Act Utilized | 140,557.84 | Special District Taxes | |
| JUDICIARY | | Sale of Acquired Property | 748,506.77 | Bank Corp. Taxes | 7,450.03 |
| Municipal Courts | 66,456.00 | Other Miscellaneous Revenues | | Added and Omitted Taxes | 30,773.49 |
| PUBLIC SAFETY | | Total | 12,022,650.76 | Total Taxes Levied - ABSTRACT | 10,544,530.48 |
| Fire Protection | 45,500.00 | Prior Years Surplus Appropriated | 500,000.00 | Total Taxes Billed | 10,553,401.48 |
| Police Protection | 851,699.29 | REVENUES TOTAL | 12,522,650.76 | 1985 TAXES COLLECTED | 10,170,801.62 |
| Civil Defense & Disaster Control | | Reserve For Uncollected Taxes | 472,514.53 | 1985 Taxes Cancelled, Abated or Adjusted | 1,840.35 |
| Environmental Inspection & Control | 134,115.00 | CAPITAL OUTLAY TOTAL | 426,968.59 | Transfer to Tax Title Liens or Foreclosed | 34,542.76 |
| Other Public Safety | | | | Balance Outstanding Dec. 31, 1985 | 346,216.75 |
| PUBLIC WORKS | | | | PRIOR YEARS TAXES OUTSTANDING | |
| Streets and Drainage | 140,000.00 | Public Enterprises | | Balance January 1, 1985 | 293,849.43 |
| Sewers and Sewage Processing | | Recreation—Culture | 108,730.10 | Collected in 1985 | 290,804.95 |
| Garbage and Trash Disposal | 32,019.56 | Public Works | 275,391.53 | Cancelled, Abated or Adjusted 1985 | 1,213.02 |
| Public Buildings and Grounds | 108,059.00 | Buildings and Grounds | 40,301.17 | Transfers to Tax Title Liens or Foreclosed | 1,831.46 |
| Other Public Works | 655,420.73 | Library and Education | 2,545.79 | Balance December 31, 1985 | |
| HEALTH and WELFARE | | Conservation | | TAX TITLE LIENS OUTSTANDING | |
| Health Services Except Environmental | 116,531.00 | All Other | | Balance January 1, 1985 | 304,434.53 |
| Welfare-Public Assistance | 10,520.00 | CAPITAL DEBT AUTHORIZED, DECEMBER 31, 1985 | | Transfer From Taxes | 31,677.27 |
| Hospitals, Clinics, First Aid | | ISSUED AND UNISSUED | | Redeemed in 1985 | 47,184.24 |
| Animal, Insect, & Rodent Control | | School | 8,881,000 | Cancelled, Abated or Adjusted (1985) | 105.83 |
| Other Welfare Services | | Self-liquidating | | Transfers to Foreclosed Property | 33,362.67 |
| RECREATION and CONSERVATION | | Other | 5,862,604 | Balance December 31, 1985 | 255,459.06 |
| Beaches and Boardwalks | | Total | 14,743,604 | PROPERTY ACQUIRED BY DEED OR | |
| Parks, Playgrounds, Shade Trees | 27,000.00 | ISSUED AND OUTSTANDING | | FORECLOSURE | |
| Land Reclamation & Conservation | 300.00 | School | 4,893,000.00 | Balance January 1, 1985 | 1,170,083.46 |
| Other Recreational Services | 209,327.00 | Self-Liquidating | | Transfers From Taxes or Liens | 38,257.64 |
| EDUCATION (excluding schools) | | Other | 5,781,854.00 | Sale for Cash (1985) | 70,301.00 |
| Libraries | | Total | 10,674,854.00 | Cancelled, Abated or Adjusted (1985) | |
| Other Educational Services | | EQUALIZED VALUATION BASIS | | Balance December 31, 1985 | 1,138,040.10 |
| STATUTORY EXPENDITURES | | FOR NET DEBT COMPUTATION | 394,874,499 | CURRENT FINANCES DECEMBER 31, 1985 | |
| Pensions & F. I. C. A. | 280,015.72 | REAL PROPERTY VALUATIONS | | ASSETS | |
| Employee Fringe Benefits | 145,000.00 | Code Class # of Parcels % VAL'N | | Cash Dec. 31, 1985 | 708,735.89 |
| Other Statutory Expenditures | 9,000.00 | 1 Vacant Land 2857 3.65 | 9,473,400.00 | Taxes Receivable | 346,216.75 |
| CETA And Other Public Employment Programs | | 2 Residential 5810 92.75 | 241,008,190.00 | Tax Title Liens | 255,459.06 |
| MUNICIPAL FUNCTIONS TOTAL | 3,473,331.96 | 3 Farm 8 .04 | 115,440.00 | Foreclosed Property | 1,138,040.10 |
| CAPITAL IMPROVEMENTS *MEMO* | 110,000.00 | 4a Commercial 69 3.16 | 8,211,550.00 | Emergencies & Other Deferred Charges | 55,700.76 |
| DEBT SERVICE | | 4b Industrial | | State and Federal Aid Receivable | 37,598.85 |
| Principal Payments | 51,547.63 | 4c Apartments 4 .40 | 1,038,800.00 | Other Receivables | 398,020.76 |
| Interest Payments | 154,405.95 | Total 8748 | 259,847,380.00 | Total | 2,939,772.17 |
| DEFERRED CHARGES | 135,105.87 | Land Area 10.80 Sq. Miles | | LIABILITIES, RESERVES, AND SURPLUS | |
| SCHOOL, COUNTY, SPECIAL DISTRICT TAXES | 8,288,377.87 | Net Valuation Taxable-Municipal | 261,107,394 | Cash Liabilities | 375,682.87 |
| RESERVE FOR UNCOLLECTED TAXES | 472,514.53 | Net Valuation Taxable-County | 391,536,773 | Reserves for Receivables | 2,137,736.67 |
| EXPENDITURES TOTAL | 12,575,283.81 | State Equalized Valuation | 435,787,405 | Surplus Dec. 31, 1985 | 426,352.63 |
| | | State Equalization Ratio | 59.80 | Total | 2,939,772.17 |

2111
Population 1980 1,468
Population 1985 1,582
S & P Rating
Moody Rating

General Tax Rate Per \$100. 3.54
State Equalized Tax Rate 2.19

HOPE TOWNSHIP - WARREN COUNTY
Form of Government:
Township Committee
Number of Members on Governing Body - 3

PER CAPITA:
Gross Debt 50.57
Net Debt 15.80
Debt Service
Total Tax Levy 842.84
Municipal Expenditures 294.83
PER CENT:
Gross Debt .15
Net Debt .05
Tax Levy Collected 89.93
Tax Levy Cancelled, Abated or Adjusted .62

| EXPENDITURES | | REVENUES-REALIZED | | 1985 PROPERTY TAX | |
|---|--------------|--|---------------|--|-------------------|
| GENERAL GOVERNMENT | | | | STATE EQUALIZED TAX RATE | |
| Governing Body & Public Boards | | 1985 Property Taxes Collected | 1,191,711.98 | Local District School Taxes | 1.44 857,363.00 |
| Municipal Clerk | | 1985 Payments in Lieu of Taxes | | Regional & Consolidated School Tax | |
| Financial Administration | 10,982.00 | Delinquent Tax & Lien Collections | 92,377.89 | School Taxes in Municipal Budget | |
| Assessment of Taxes | 9,246.00 | Business Personalty Replacement Taxes | 20,175.84 | County Taxes | .66 393,081.69 |
| Collection of Taxes | 7,040.00 | Taxes from Public Utilities | 122,903.00 | County Library Taxes | .03 20,489.02 |
| Planning, Housing & Development | 18,191.15 | Other Miscellaneous Tax Revenues | | Local Municipal Purpose Taxes | .06 36,000.00 |
| Human Resources | | State Aid Revenues | 8,055.99 | Veteran & Senior Citizen Taxes | 13,650.00 |
| Elections | 425.00 | Federal Aid Revenues | | Total Taxes for Rate Computation | 2.19 1,320,583.71 |
| General Administration (other) | 86,847.60 | State and Local Fiscal Assistance Act Utilized | 6,599.00 | Special District Taxes | |
| JUDICIARY | | Sale of Acquired Property | | Bank Corp. Taxes | 10,936.31 |
| Municipal Courts | 26,053.45 | Other Miscellaneous Revenues | 109,394.28 | Added and Omitted Taxes | 15,499.67 |
| PUBLIC SAFETY | | Total | 1,551,217.98 | Total Taxes Levied - ABSTRACT | 1,333,369.69 |
| Fire Protection | 15,239.94 | Prior Years Surplus Appropriated | 96,528.33 | Total Taxes Billed | 1,325,153.22 |
| Police Protection | 4,751.50 | REVENUES TOTAL | 1,647,746.31 | 1985 TAXES COLLECTED | 1,191,711.98 |
| Civil Defense & Disaster Control | | Reserve For Uncollected Taxes | 114,475.00 | 1985 Taxes Cancelled, Abated or Adjusted | 8,164.69 |
| Environmental Inspection & Control | 9,144.45 | | | Transfer to Tax Title Liens or Foreclosed | 15,294.11 |
| Other Public Safety | | CAPITAL OUTLAY TOTAL | 5,707.00 | Balance Outstanding Dec. 31, 1985 | 109,982.44 |
| PUBLIC WORKS | | | | PRIOR YEARS TAXES OUTSTANDING | |
| Streets and Drainage | 89,262.00 | Public Enterprises | | Balance January 1, 1985 | 100,836.27 |
| Sewers and Sewage Processing | | Recreation—Culture | | Collected in 1985 | 89,446.94 |
| Garbage and Trash Disposal | 34,990.00 | Public Works | | Cancelled, Abated or Adjusted 1985 | 3,195.59 |
| Public Buildings and Grounds | 6,100.00 | Buildings and Grounds | 5,707.00 | Transfers to Tax Title Liens or Foreclosed | 8,193.74 |
| Other Public Works | | Library and Education | | Balance December 31, 1985 | |
| HEALTH and WELFARE | | Conservation | | TAX TITLE LIENS OUTSTANDING | |
| Health Services Except Environmental | 53.00 | All Other | | Balance January 1, 1985 | 23,347.55 |
| Welfare-Public Assistance | 1,530.00 | | | Transfer From Taxes | 25,056.45 |
| Hospitals, Clinics, First Aid | 1,000.00 | CAPITAL DEBT AUTHORIZED, DECEMBER 31, 1985 | | Redeemed in 1985 | 2,930.95 |
| Animal, Insect, & Rodent Control | 1,360.50 | ISSUED AND UNISSUED GROSS DEBT | | Cancelled, Abated or Adjusted (1985) | |
| Other Welfare Services | | School | 55,000 | Transfers to Foreclosed Property | |
| RECREATION and CONSERVATION | | Self-Liquidating | | Balance December 31, 1985 | 45,473.05 |
| Beaches and Boardwalks | | Other | 25,000 | PROPERTY ACQUIRED BY DEED OR | |
| Parks, Playgrounds, Shade Trees | | Total | 80,000 | FORECLOSURE | |
| Land Reclamation & Conservation | 1,000.00 | | | Balance January 1, 1985 | 15,650.00 |
| Other Recreational Services | 9,698.00 | ISSUED AND OUTSTANDING | | Transfers From Taxes or Liens | |
| EDUCATION (excluding schools) | | School | 55,000.00 | Sale for Cash (1985) | |
| Libraries | | Self-Liquidating | | Cancelled, Abated or Adjusted (1985) | |
| Other Educational Services | 25.00 | Other | | Balance December 31, 1985 | 15,650.00 |
| STATUTORY EXPENDITURES | | Total | 55,000.00 | CURRENT FINANCES DECEMBER 31, 1985 | |
| Pensions & F. I. C. A. | 14,500.00 | EQUALIZED VALUATION BASIS | | ASSETS | |
| Employee Fringe Benefits | 2,700.00 | FOR NET DEBT COMPUTATION | 54,030,926 | Cash Dec. 31, 1985 | 569,821.03 |
| Other Statutory Expenditures | 1,800.00 | REAL PROPERTY VALUATIONS | | Taxes Receivable | 109,982.44 |
| CETA And Other Public Employment Programs | | Code Class # of Parcels % VAL'N | | Tax Title Liens | 45,473.05 |
| MUNICIPAL FUNCTIONS TOTAL | 351,939.59 | 1 Vacant Land 206 7.82 | 2,830,335.00 | Foreclosed Property | 15,650.00 |
| CAPITAL IMPROVEMENTS *MEMO* | | 2 Residential 490 66.36 | 24,010,730.00 | Emergencies & Other Deferred Charges | |
| DEBT SERVICE | | 3 Farm 316 20.81 | 7,530,320.00 | State and Federal Aid Receivable | |
| Principal Payments | | 4a Commercial 30 4.41 | 1,594,025.00 | Other Receivables | 2,624.21 |
| Interest Payments | | 4b Industrial 2 .36 | 129,400.00 | Total | 743,550.73 |
| DEFERRED CHARGES | | 4c Apartments 1 .25 | 88,650.00 | LIABILITIES, RESERVES, AND SURPLUS | |
| SCHOOL, COUNTY, SPECIAL DISTRICT TAXES | 1,270,933.71 | Total 1045 | 36,183,460.00 | Cash Liabilities | 513,179.78 |
| RESERVE FOR UNCOLLECTED TAXES | 114,475.00 | Land Area 18.90 Sq. Miles | | Reserves for Receivables | 173,729.70 |
| EXPENDITURES TOTAL | 1,737,348.30 | Net Valuation Taxable-Municipal | 37,000,099 | Surplus Dec. 31, 1985 | 56,641.25 |
| | | Net Valuation Taxable-County | 57,926,945 | Total | 743,550.73 |
| | | State Equalized Valuation | 59,205,311 | | |
| | | State Equalization Ratio | 61.97 | | |

1105
Population 1980 2,001
Population 1985 2,013
S & P Rating
Moody Rating

General Tax Rate Per \$100.

2.48
State Equalized Tax Rate
2.06

HOPEWELL BOROUGH – MERCER COUNTY
Form of Government:
Borough Council
Number of Members on Governing Body – 6

PER CAPITA:

Gross Debt 439.50
Net Debt 424.14
Debt Service 64.98
Total Tax Levy 739.59
Municipal Expenditures 356.44

PER CENT:

Gross Debt 1.40
Net Debt 1.36
Tax Levy Collected 98.11
Tax Levy Cancelled, Abated or Adjusted

| EXPENDITURES | | REVENUES-REALIZED | | 1985 PROPERTY TAX | |
|--|--------------|--|--------------|--|-------------------|
| GENERAL GOVERNMENT | | | | STATE EQUALIZED TAX RATE → | |
| Governing Body & Public Boards | | 1985 Property Taxes Collected | 1,455,348.27 | Local District School Taxes | |
| Municipal Clerk | | 1985 Payments in Lieu of Taxes | | Regional & Consolidated School Tax | 1.07 769,866.50 |
| Financial Administration | 9,100.00 | Delinquent Tax & Lien Collections | 35,447.90 | School Taxes in Municipal Budget | |
| Assessment of Taxes | 6,200.00 | Business Personalty Replacement Taxes | 32,915.68 | County Taxes | .68 486,784.86 |
| Collection of Taxes | 6,500.00 | Taxes from Public Utilities | 110,695.00 | County Library Taxes | |
| Planning, Housing & Development | 37,718.05 | Other Miscellaneous Tax Revenues | | Local Municipal Purpose Taxes | .30 213,957.39 |
| Human Resources | | State Aid Revenues | 20,752.53 | Veteran & Senior Citizen Taxes | 17,800.00 |
| Elections | 526.35 | Federal Aid Revenues | | Total Taxes for Rate Computation | 2.05 1,488,408.75 |
| General Administration (other) | 48,979.15 | State and Local Fiscal Assistance Act Utilized | 8,607.15 | Special District Taxes | |
| JUDICIARY | | Sale of Acquired Property | | Bank Corp. Taxes | 8,779.06 |
| Municipal Courts | 7,300.00 | Other Miscellaneous Revenues | 321,162.74 | Added and Omitted Taxes | 9,412.44 |
| PUBLIC SAFETY | | Total | 1,984,929.27 | Total Taxes Levied - ABSTRACT | 1,488,800.25 |
| Fire Protection | 8,000.00 | Prior Years Surplus Appropriated | 137,988.83 | Total Taxes Billed | 1,483,339.77 |
| Police Protection | 111,764.26 | REVENUES TOTAL | 2,122,918.10 | 1985 TAXES COLLECTED | 1,455,348.27 |
| Civil Defense & Disaster Control | | Reserve For Uncollected Taxes | 60,470.19 | 1985 Taxes Cancelled, Abated or Adjusted | 1,625.64 |
| Environmental Inspection & Control | | CAPITAL OUTLAY TOTAL | 34,107.32 | Transfer to Tax Title Liens or Foreclosed | |
| Other Public Safety | | | | Balance Outstanding Dec. 31, 1985 | 26,365.86 |
| PUBLIC WORKS | | | | PRIOR YEARS TAXES OUTSTANDING | |
| Streets and Drainage | 50,000.00 | Public Enterprises | 7,934.50 | Balance January 1, 1985 | 35,447.90 |
| Sewers and Sewage Processing | 95,760.39 | Recreation—Culture | | Collected in 1985 | 35,447.90 |
| Garbage and Trash Disposal | 73,438.75 | Public Works | 26,172.82 | Cancelled, Abated or Adjusted 1985 | |
| Public Buildings and Grounds | 11,047.22 | Buildings and Grounds | | Transfers to Tax Title Liens or Foreclosed | |
| Other Public Works | | Library and Education | | Balance December 31, 1985 | |
| HEALTH and WELFARE | | Conservation | | TAX TITLE LIENS OUTSTANDING | |
| Health Services Except Environmental | 6,278.00 | All Other | | Balance January 1, 1985 | 5,894.54 |
| Welfare-Public Assistance | 1,300.00 | | | Transfer From Taxes | 1,625.64 |
| Hospitals, Clinics, First Aid | | | | Redeemed in 1985 | |
| Animal, Insect, & Rodent Control | | | | Cancelled, Abated or Adjusted (1985) | |
| Other Welfare Services | | | | Transfers to Foreclosed Property | |
| RECREATION and CONSERVATION | | | | Balance December 31, 1985 | 7,520.18 |
| Beaches and Boardwalks | | | | PROPERTY ACQUIRED BY DEED OR | |
| Parks, Playgrounds, Shade Trees | 3,500.00 | | | FORECLOSURE | |
| Land Reclamation & Conservation | | | | Balance January 1, 1985 | |
| Other Recreational Services | 1,000.00 | | | Transfers From Taxes or Liens | |
| EDUCATION (excluding schools) | | | | Sale for Cash (1985) | |
| Libraries | 20,400.00 | | | Cancelled, Abated or Adjusted (1985) | |
| Other Educational Services | | | | Balance December 31, 1985 | |
| STATUTORY EXPENDITURES | | | | CURRENT FINANCES DECEMBER 31, 1985 | |
| Pensions & F. I. C. A. | 15,900.00 | | | ASSETS | |
| Employee Fringe Benefits | 6,256.13 | | | Cash Dec. 31, 1985 | 494,260.07 |
| Other Statutory Expenditures | 600.00 | | | Taxes Receivable | 26,365.86 |
| CETA And Other Public Employment Programs | | | | Tax Title Liens | 7,520.18 |
| MUNICIPAL FUNCTIONS | | | | Foreclosed Property | |
| CAPITAL IMPROVEMENTS | 8,000.00 | | | Emergencies & Other Deferred Charges | 9,360.00 |
| DEBT SERVICE | | | | State and Federal Aid Receivable | |
| Principal Payments | 55,000.00 | | | Other Receivables | 18,253.16 |
| Interest Payments | 75,795.00 | | | Total | 555,759.27 |
| DEFERRED CHARGES | | | | LIABILITIES, RESERVES, AND SURPLUS | |
| SCHOOL, COUNTY, SPECIAL DISTRICT TAXES | 4,680.00 | | | Cash Liabilities | 114,119.73 |
| RESERVE FOR UNCOLLECTED TAXES | 1,256,651.36 | | | Reserves for Receivables | 52,139.20 |
| EXPENDITURES TOTAL | 1,974,164.85 | | | Surplus Dec. 31, 1985 | 389,500.34 |
| | | | | Total | 555,759.27 |

0607
Population 1980 4,365
Population 1985 4,406
S & P Rating
Moody Rating

General Tax Rate Per \$100. 2.96
State Equalized Tax Rate 2.60

HOPEWELL TWP. - CUMBERLAND CO.
Form of Government:
Township Committee
Number of Members on Governing Body - 3

PER CAPITA:
Gross Debt 329.75
Net Debt 47.66
Debt Service 19.36
Total Tax Levy 450.65
Municipal Expenditures 189.06
PER CENT:
Gross Debt 2.07
Net Debt .30
Tax Levy Collected 89.72
Tax Levy Cancelled, Abated or Adjusted .18

| EXPENDITURES | | REVENUES-REALIZED | | 1985 PROPERTY TAX | |
|---|--------------|---|--|--|--------------|
| GENERAL GOVERNMENT | | | | STATE EQUALIZED TAX RATE .89 | |
| Governing Body & Public Boards | | 1985 Property Taxes Collected 1,778,989.30 | | Local District School Taxes .89 | 674,678.50 |
| Municipal Clerk | | 1985 Payments in Lieu of Taxes | | Regional & Consolidated School Tax .57 | 430,416.76 |
| Financial Administration | 21,946.00 | Delinquent Tax & Lien Collections 181,734.71 | | School Taxes in Municipal Budget | |
| Assessment of Taxes | 15,356.00 | Business Personalty Replacement Taxes 36,495.04 | | County Taxes 1.14 * | 862,528.98 |
| Collection of Taxes | 24,277.00 | Taxes from Public Utilities 184,527.00 | | County Library Taxes | |
| Planning, Housing & Development | 12,277.00 | Other Miscellaneous Tax Revenues | | Local Municipal Purpose Taxes | |
| Human Resources | | State Aid Revenues 126,111.70 | | Veteran & Senior Citizen Taxes | 52,150.00 |
| Elections | | Federal Aid Revenues | | Total Taxes for Rate Computation 2.60 | 2,019,774.24 |
| General Administration (other) | 103,840.00 | State and Local Fiscal Assistance Act Utilized | | Special District Taxes | |
| JUDICIARY | | Sale of Acquired Property | | Bank Corp. Taxes | 2,809.73 |
| Municipal Courts | 8,211.00 | Other Miscellaneous Revenues | | Added and Omitted Taxes | 15,149.81 |
| PUBLIC SAFETY | | Total 2,526,797.66 | | Total Taxes Levied - ABSTRACT | 1,985,583.78 |
| Fire Protection | 35,400.00 | Prior Years Surplus Appropriated 330,000.00 | | Total Taxes Billed | 1,982,774.05 |
| Police Protection | 4,000.00 | REVENUES TOTAL 2,856,797.66 | | 1985 TAXES COLLECTED | 1,778,989.30 |
| Civil Defense & Disaster Control | 600.00 | Reserve For Uncollected Taxes 189,000.00 | | 1985 Taxes Cancelled, Abated or Adjusted | 3,498.72 |
| Environmental Inspection & Control | 12,109.00 | CAPITAL OUTLAY TOTAL 425,556.55 | | Transfer to Tax Title Liens or Foreclosed | |
| Other Public Safety | | | | Balance Outstanding Dec. 31, 1985 | 200,286.03 |
| PUBLIC WORKS | | | | PRIOR YEARS TAXES OUTSTANDING | |
| Streets and Drainage | 249,129.00 | Public Enterprises | | Balance January 1, 1985 | 164,906.62 |
| Sewers and Sewage Processing | | Recreation—Culture | | Collected in 1985 | 154,312.21 |
| Garbage and Trash Disposal | 18,371.00 | Public Works | | Cancelled, Abated or Adjusted 1985 | |
| Public Buildings and Grounds | 20,000.00 | Buildings and Grounds | | Transfers to Tax Title Liens or Foreclosed | |
| Other Public Works | | Library and Education | | Balance December 31, 1985 | 10,594.41 |
| HEALTH and WELFARE | | Conservation | | TAX TITLE LIENS OUTSTANDING | |
| Health Services Except Environmental | 450.00 | All Other | | Balance January 1, 1985 | 28,535.03 |
| Welfare-Public Assistance | 2,754.00 | CAPITAL DEBT AUTHORIZED, DECEMBER 31, 1985 | | Transfer From Taxes | |
| Hospitals, Clinics, First Aid | | ISSUED AND UNISSUED GROSS DEBT NET DEBT | | Redeemed in 1985 | 27,422.50 |
| Animal, Insect, & Rodent Control | 3,042.00 | School 1,242,874 | | Cancelled, Abated or Adjusted (1985) | |
| Other Welfare Services | | Self-liquidating 210,000 210,000 | | Transfers to Foreclosed Property | |
| RECREATION and CONSERVATION | | Other 1,452,874 210,000 | | Balance December 31, 1985 | 1,112.53 |
| Beaches and Boardwalks | | ISSUED AND OUTSTANDING | | PROPERTY ACQUIRED BY DEED OR | |
| Parks, Playgrounds, Shade Trees | | School 1,242,874.36 | | FORECLOSURE | |
| Land Reclamation & Conservation | | Self-Liquidating 210,000.00 | | Balance January 1, 1985 | 11,000.00 |
| Other Recreational Services | 3,500.00 | Other 1,452,874.36 | | Transfers From Taxes or Liens | |
| EDUCATION (excluding schools) | | Total | | Sale for Cash (1985) | |
| Libraries | | EQUALIZED VALUATION BASIS FOR NET DEBT COMPUTATION 70,129,034 | | Cancelled, Abated or Adjusted (1985) | |
| Other Educational Services | | REAL PROPERTY VALUATIONS | | Balance December 31, 1985 | 11,000.00 |
| STATUTORY EXPENDITURES | | Code Class # of Parcels % VAL'N ASSESSED VALUATION | | CURRENT FINANCES DECEMBER 31, 1985 | |
| Pensions & F. I. C. A. | 20,843.00 | 1 Vacant Land 354 2.24 1,466,800.00 | | ASSETS | |
| Employee Fringe Benefits | 2,600.00 | 2 Residential 1140 74.41 48,768,900.00 | | Cash Dec. 31, 1985 | 1,083,476.70 |
| Other Statutory Expenditures | | 3 Farm 590 19.20 12,584,300.00 | | Taxes Receivable | 210,880.44 |
| CETA And Other Public Employment Programs | | 4a Commercial 47 4.15 2,722,400.00 | | Tax Title Liens | 1,112.53 |
| MUNICIPAL FUNCTIONS TOTAL 558,705.00 | | 4b Industrial | | Foreclosed Property | 11,000.00 |
| CAPITAL IMPROVEMENTS *MEMO* | | 4c Apartments | | Emergencies & Other Deferred Charges | |
| DEBT SERVICE | | Total 2131 65,542,400.00 | | State and Federal Aid Receivable | 98,624.26 |
| Principal Payments | 70,000.00 | Land Area 31.40 Sq. Miles | | Other Receivables | 4,198.04 |
| Interest Payments | 15,295.00 | Net Valuation Taxable-Municipal 66,686,790 | | Total | 1,409,291.97 |
| DEFERRED CHARGES | | Net Valuation Taxable-County 74,123,778 | | LIABILITIES, RESERVES, AND SURPLUS | |
| SCHOOL, COUNTY, SPECIAL DISTRICT TAXES | 1,967,624.24 | State Equalized Valuation 75,613,516 | | Cash Liabilities | 698,321.72 |
| RESERVE FOR UNCOLLECTED TAXES | 189,000.00 | State Equalization Ratio 87.87 | | Reserves for Receivables | 227,191.01 |
| EXPENDITURES TOTAL 2,800,624.24 | | | | Surplus Dec. 31, 1985 | 483,779.24 |
| | | | | Total | 1,409,291.97 |

1106
 Population 1980 **10,893**
 Population 1985 **11,040**
 S & P Rating
 Moody Rating

General Tax Rate Per \$100.
2.27
 State Equalized Tax Rate
2.06

HOPEWELL TWP. - MERCER CO.
Form of Government:
Township Committee
Number of Members on Governing Body - 5

PER CAPITA:
 Gross Debt **388.11**
 Net Debt **365.14**
 Debt Service **52.32**
 Total Tax Levy **1,088.04**
 Municipal Expenditures **367.94**

PER CENT:
 Gross Debt **.83**
 Net Debt **.78**
 Tax Levy Collected **96.96**
 Tax Levy Cancelled, Abated or Adjusted **.10**

| EXPENDITURES | | REVENUES-REALIZED | | 1985 PROPERTY TAX | |
|---|----------------------|--|----------------|--|--------------------|
| GENERAL GOVERNMENT | | | | STATE EQUALIZED TAX RATE → | |
| Governing Body & Public Boards | 25,677.00 | 1985 Property Taxes Collected | 11,661,156.87 | Local District School Taxes | |
| Municipal Clerk | 39,065.00 | 1985 Payments in Lieu of Taxes | | Regional & Consolidated School Tax | 1.10 6,243,019.81 |
| Financial Administration | 44,579.00 | Delinquent Tax & Lien Collections | 343,162.30 | School Taxes in Municipal Budget | |
| Assessment of Taxes | 58,452.00 | Business Personality Replacement Taxes | 277,737.40 | County Taxes | .72 4,108,663.94 |
| Collection of Taxes | 38,515.00 | Taxes from Public Utilities | 1,183,806.00 | County Library Taxes | .08 471,112.99 |
| Planning, Housing & Development | 61,776.00 | Other Miscellaneous Tax Revenues | | Local Municipal Purpose Taxes | .15 878,199.26 |
| Human Resources | | State Aid Revenues | 84,188.99 | Veteran & Senior Citizen Taxes | |
| Elections | 4,782.00 | Federal Aid Revenues | | Total Taxes for Rate Computation | 2.05 11,788,146.00 |
| General Administration (other) | 407,312.51 | State and Local Fiscal Assistance Act Utilized | 55,977.15 | Special District Taxes | |
| JUDICIARY | | Sale of Acquired Property | | Bank Corp. Taxes | 11,367.47 |
| Municipal Courts | 91,968.00 | Other Miscellaneous Revenues | 757,739.45 | Added and Omitted Taxes | 299,567.45 |
| PUBLIC SAFETY | | Total | 14,363,768.16 | Total Taxes Levied - ABSTRACT | 12,011,930.92 |
| Fire Protection | 38,236.00 | Prior Years Surplus Appropriated | 1,011,298.49 | Total Taxes Billed | 12,026,210.77 |
| Police Protection | 773,499.35 | REVENUES TOTAL | 15,375,066.65 | 1985 TAXES COLLECTED | 11,661,156.87 |
| Civil Defense & Disaster Control | 7,729.00 | Reserve For Uncollected Taxes | 679,960.00 | 1985 Taxes Cancelled, Abated or Adjusted | 11,779.28 |
| Environmental Inspection & Control | 65,586.00 | | | Transfer to Tax Title Liens or Foreclosed | |
| Other Public Safety | | CAPITAL OUTLAY TOTAL | 505,255.36 | Balance Outstanding Dec. 31, 1985 | 353,274.62 |
| PUBLIC WORKS | | | | PRIOR YEARS TAXES OUTSTANDING | |
| Streets and Drainage | 575,085.00 | Public Enterprises | | Balance January 1, 1985 | 343,165.65 |
| Sewers and Sewage Processing | 39,291.00 | Recreation—Culture | | Collected in 1985 | 343,162.30 |
| Garbage and Trash Disposal | | Public Works | 430,777.31 | Cancelled, Abated or Adjusted 1985 | 3.35 |
| Public Buildings and Grounds | 54,934.00 | Buildings and Grounds | 74,478.05 | Transfers to Tax Title Liens or Foreclosed | |
| Other Public Works | | Library and Education | | Balance December 31, 1985 | |
| HEALTH and WELFARE | | Conservation | | TAX TITLE LIENS OUTSTANDING | |
| Health Services Except Environmental | 105,711.00 | All Other | | Balance January 1, 1985 | |
| Welfare-Public Assistance | 2,357.00 | | | Transfer From Taxes | |
| Hospitals, Clinics, First Aid | | CAPITAL DEBT AUTHORIZED, DECEMBER 31, 1985 | | Redeemed in 1985 | |
| Animal, Insect, & Rodent Control | 7,500.00 | ISSUED AND UNISSUED | | Cancelled, Abated or Adjusted (1985) | |
| Other Welfare Services | | School | 253,576 | Transfers to Foreclosed Property | |
| RECREATION and CONSERVATION | | Self-liquidating | | Balance December 31, 1985 | |
| Beaches and Boardwalks | | Other | 4,031,181 | PROPERTY ACQUIRED BY DEED OR | |
| Parks, Playgrounds, Shade Trees | 150.00 | Total | 4,284,757 | FORECLOSURE | |
| Land Reclamation & Conservation | 510.00 | | | Balance January 1, 1985 | 212,000.00 |
| Other Recreational Services | 3,000.00 | ISSUED AND OUTSTANDING | | Transfers From Taxes or Liens | |
| EDUCATION (excluding schools) | | School | 253,576.76 | Sale for Cash (1985) | |
| Libraries | | Self-liquidating | | Cancelled, Abated or Adjusted (1985) | |
| Other Educational Services | 16,176.00 | Other | 1,452,237.00 | Balance December 31, 1985 | 212,000.00 |
| STATUTORY EXPENDITURES | | Total | 1,705,813.76 | CURRENT FINANCES DECEMBER 31, 1985 | |
| Pensions & F. I. C. A. | 218,240.00 | EQUALIZED VALUATION BASIS | | ASSETS | |
| Employee Fringe Benefits | 100,651.00 | FOR NET DEBT COMPUTATION | 516,954,448 | Cash Dec. 31, 1985 | |
| Other Statutory Expenditures | 100.00 | REAL PROPERTY VALUATIONS | | Taxes Receivable | 353,274.62 |
| CETA And Other Public Employment Programs | | Code Class # of Parcels % VAL'N | | Tax Title Liens | |
| MUNICIPAL FUNCTIONS | | 1 Vacant Land 481 3.20 | 16,449,850.00 | Foreclosed Property | 212,000.00 |
| CAPITAL IMPROVEMENTS | *MEMO* | 2 Residential 3135 66.34 | 340,551,850.00 | Emergencies & Other Deferred Charges | 24,991.37 |
| DEBT SERVICE | | 3 Farm 1017 11.12 | 57,089,800.00 | State and Federal Aid Receivable | 2,310,579.65 |
| Principal Payments | 474,286.00 | 4a Commercial 83 4.65 | 23,894,400.00 | Other Receivables | 459,420.70 |
| Interest Payments | 103,361.02 | 4b Industrial 26 14.40 | 73,935,250.00 | Total | 3,360,266.34 |
| | | 4c Apartments 7 .27 | 1,411,150.00 | LIABILITIES, RESERVES, AND SURPLUS | |
| | | Total 4749 | 513,332,300.00 | Cash Liabilities | 1,022,747.60 |
| DEFERRED CHARGES | | Land Area 58.00 Sq. Miles | | Reserves for Receivables | 1,024,695.32 |
| SCHOOL, COUNTY, SPECIAL DISTRICT TAXES | 23,584.00 | | | Surplus Dec. 31, 1985 | 1,312,823.42 |
| SCHOOL, COUNTY, SPECIAL DISTRICT TAXES | 10,822,796.74 | Net Valuation Taxable-Municipal | 516,592,077 | Total | 3,360,266.34 |
| RESERVE FOR UNCOLLECTED TAXES | 679,960.00 | Net Valuation Taxable-County | 549,685,098 | | |
| EXPENDITURES | | State Equalized Valuation | 568,979,797 | | |
| TOTAL | 14,884,869.62 | State Equalization Ratio | 90.74 | | |

1319
 Population 1980 25,065
 Population 1985 29,799
 S & P Rating
 Moody Rating

General Tax Rate Per \$100. 2.48
 State Equalized Tax Rate 2.12

HOWELL TOWNSHIP – MONMOUTH CO.
Form of Government:
Township Committee
Number of Members on Governing Body – 5

PER CAPITA:
 Gross Debt 448.15
 Net Debt 307.62
 Debt Service 37.61
 Total Tax Levy 576.75
 Municipal Expenditures 320.35

PER CENT:
 Gross Debt 2.08
 Net Debt 1.43
 Tax Levy Collected 96.04
 Tax Levy Cancelled, Abated or Adjusted

| EXPENDITURES | | REVENUES-REALIZED | | 1985 PROPERTY TAX | |
|---|---------------|---|--|--|---------------|
| GENERAL GOVERNMENT | | | | STATE EQUALIZED TAX RATE → .97 | |
| Governing Body & Public Boards | 37,270.00 | 1985 Property Taxes Collected 16,482,812.97 | | Local District School Taxes .51 | 7,106,522.00 |
| Municipal Clerk | 100,064.00 | 1985 Payments in Lieu of Taxes | | Regional & Consolidated School Tax .51 | 3,744,746.13 |
| Financial Administration | 102,461.00 | Delinquent Tax & Lien Collections 697,403.16 | | School Taxes in Municipal Budget | |
| Assessment of Taxes | 80,121.00 | Business Personalty Replacement Taxes 240,647.40 | | County Taxes .50 * | 3,686,773.13 |
| Collection of Taxes | 102,701.00 | Taxes from Public Utilities 4,644,038.00 | | County Library Taxes .02 | 134,347.40 |
| Planning, Housing & Development | 135,421.00 | Other Miscellaneous Tax Revenues | | Local Municipal Purpose Taxes .12 | 887,471.67 |
| Human Resources | 76,770.00 | State Aid Revenues 224,214.24 | | Veteran & Senior Citizen Taxes | 254,300.00 |
| Elections | 1,500.00 | Federal Aid Revenues | | Total Taxes for Rate Computation 2.12 | 15,814,160.33 |
| General Administration (other) | 952,862.00 | State and Local Fiscal Assistance Act Utilized 107,142.45 | | Special District Taxes | 949,670.41 |
| JUDICIARY | | Sale of Acquired Property | | Bank Corp. Taxes | 58,766.92 |
| Municipal Courts | 152,572.00 | Other Miscellaneous Revenues 2,370,853.20 | | Added and Omitted Taxes | 618,403.53 |
| PUBLIC SAFETY | | Total 24,767,111.42 | | Total Taxes Levied ABSTRACT | 17,186,701.19 |
| Fire Protection | 96,710.00 | Prior Years Surplus Appropriated 1,359,036.77 | | Total Taxes Billed | 17,162,046.12 |
| Police Protection | 2,518,404.68 | REVENUES TOTAL 26,126,148.19 | | 1985 TAXES COLLECTED | 16,482,812.97 |
| Civil Defense & Disaster Control | 6,350.00 | Reserve For Uncollected Taxes 902,980.39 | | 1985 Taxes Cancelled, Abated or Adjusted | |
| Environmental Inspection & Control | 258,417.00 | CAPITAL OUTLAY TOTAL 1,411,478.02 | | Transfer to Tax Title Liens or Foreclosed | |
| Other Public Safety | | | | Balance Outstanding Dec. 31, 1985 | 679,233.15 |
| PUBLIC WORKS | | Public Enterprises | | PRIOR YEARS TAXES OUTSTANDING | |
| Streets and Drainage | 193,000.00 | Recreation—Culture 5,500.00 | | Balance January 1, 1985 | 743,877.60 |
| Sewers and Sewage Processing | | Public Works 552,662.58 | | Collected in 1985 | 644,207.91 |
| Garbage and Trash Disposal | | Buildings and Grounds 106,800.84 | | Cancelled, Abated or Adjusted 1985 | |
| Public Buildings and Grounds | | Library and Education 746,514.60 | | Transfers to Tax Title Liens or Foreclosed | |
| Other Public Works | 1,412,071.00 | All Other | | Balance December 31, 1985 | 99,669.69 |
| HEALTH and WELFARE | | CAPITAL DEBT AUTHORIZED, DECEMBER 31, 1985 | | TAX TITLE LIENS OUTSTANDING | |
| Health Services Except Environmental | 35,536.00 | ISSUED AND UNISSUED GROSS DEBT NET DEBT | | Balance January 1, 1985 | 406,732.75 |
| Welfare-Public Assistance | 42,105.00 | School 4,187,658 | | Transfer From Taxes | |
| Hospitals, Clinics, First Aid | | Self-liquidating 9,166,659 9,166,659 | | Redeemed in 1985 | 53,195.25 |
| Animal, Insect, & Rodent Control | | Other 13,354,317 9,166,659 | | Cancelled, Abated or Adjusted (1985) | |
| Other Welfare Services | | Total 13,354,317 9,166,659 | | Transfers to Foreclosed Property | |
| RECREATION and CONSERVATION | | ISSUED AND OUTSTANDING | | Balance December 31, 1985 | 353,537.50 |
| Beaches and Boardwalks | 44,020.00 | School 4,187,658.54 | | PROPERTY ACQUIRED BY DEED OR | |
| Parks, Playgrounds, Shade Trees | 1,770.00 | Self-Liquidating 4,636,550.00 | | FORECLOSURE | |
| Land Reclamation & Conservation | 189,654.00 | Other 8,824,208.54 | | Balance January 1, 1985 | 133,400.00 |
| Other Recreational Services | | Total 8,824,208.54 | | Transfers From Taxes or Liens | |
| EDUCATION (excluding schools) | | EQUALIZED VALUATION BASIS | | Sale for Cash (1985) | |
| Libraries | 5,000.00 | FOR NET DEBT COMPUTATION 641,284,006 | | Cancelled, Abated or Adjusted (1985) | |
| Other Educational Services | 8,720.00 | REAL PROPERTY VALUATIONS | | Balance December 31, 1985 | 133,400.00 |
| STATUTORY EXPENDITURES | | Code Class # of Parcels % VAL'N ASSESSED VALUATION | | CURRENT FINANCES DECEMBER 31, 1985 | |
| Pensions & F. I. C. A. | 566,800.00 | 1 Vacant Land 2269 5.09 31,578,000.00 | | ASSETS | |
| Employee Fringe Benefits | 350,224.00 | 2 Residential 7998 74.70 463,223,900.00 | | Cash Dec. 31, 1985 | 5,882,648.01 |
| Other Statutory Expenditures | | 3 Farm 981 7.94 49,283,900.00 | | Taxes Receivable | 778,902.84 |
| CETA And Other Public Employment Programs | | 4a Commercial 276 9.05 56,091,300.00 | | Tax Title Liens | 353,537.50 |
| MUNICIPAL FUNCTIONS TOTAL 7,470,523.68 | | 4b Industrial 49 3.21 19,894,400.00 | | Foreclosed Property | 133,400.00 |
| CAPITAL IMPROVEMENTS *MEMO* 68,818.00 | | 4c Apartments | | Emergencies & Other Deferred Charges | |
| DEBT SERVICE | | Total 11573 620,071,500.00 | | State and Federal Aid Receivable | 11,269.11 |
| Principal Payments | 783,978.45 | Land Area 62.10 Sq. Miles | | Other Receivables | 42,867.13 |
| Interest Payments | 336,644.00 | Net Valuation Taxable-Municipal 626,548,519 | | Total | 7,202,624.59 |
| DEFERRED CHARGES | 52,000.00 | Net Valuation Taxable-County 677,323,583 | | LIABILITIES, RESERVES, AND SURPLUS | |
| SCHOOL, COUNTY, SPECIAL DISTRICT TAXES | 15,622,059.07 | State Equalized Valuation 732,560,887 | | Cash Liabilities | 3,255,433.66 |
| RESERVE FOR UNCOLLECTED TAXES | 902,980.39 | State Equalization Ratio 85.40 | | Reserves for Receivables | 1,293,907.75 |
| EXPENDITURES TOTAL 25,168,185.59 | | | | Surplus Dec. 31, 1985 | 2,653,283.18 |

*Includes County Health Service Taxes or County Vocational School Taxes. See Table 13.

2112

Population 1980 **2,829**
 Population 1985 **2,941**
 S & P Rating
 Moody Rating

General Tax Rate Per \$100.

3.45

State Equalized Tax Rate

2.14**INDEPENDENCE TOWNSHIP – WARREN CO.****Form of Government:****Township Committee****Number of Members on Governing Body – 3****PER CAPITA:**

Gross Debt **294.24**
 Net Debt **294.24**
 Debt Service **28.50**
 Total Tax Levy **716.71**
 Municipal Expenditures **245.09**

PER CENT:

Gross Debt **.99**
 Net Debt **.99**
 Tax Levy Collected **94.36**
 Tax Levy Cancelled, Abated or Adjusted **1.34**

| EXPENDITURES | | REVENUES-REALIZED | | 1985 PROPERTY TAX | |
|---|---------------------|--|---------------------|---|---------------------|
| GENERAL GOVERNMENT | | | | STATE EQUALIZED TAX RATE | |
| Governing Body & Public Boards | | 1985 Property Taxes Collected | 1,987,023.90 | Local District School Taxes | 1.21 |
| Municipal Clerk | | 1985 Payments in Lieu of Taxes | 21,077.43 | Regional & Consolidated School Tax | |
| Financial Administration | 13,440.00 | Delinquent Tax & Lien Collections | 73,845.26 | School Taxes in Municipal Budget | |
| Assessment of Taxes | 11,860.00 | Business Personalty Replacement Taxes | 29,051.48 | County Taxes | .65 |
| Collection of Taxes | 9,073.00 | Taxes from Public Utilities | 112,417.00 | County Library Taxes | .03 |
| Planning, Housing & Development | 11,474.00 | Other Miscellaneous Tax Revenues | | Local Municipal Purpose Taxes | .25 |
| Human Resources | 1,122.63 | State Aid Revenues | 54,257.11 | Veteran & Senior Citizen Taxes | |
| Elections | | Federal Aid Revenues | | Total Taxes for Rate Computation | 2.14 |
| General Administration (other) | 98,533.29 | State and Local Fiscal Assistance Act Utilized | 14,439.69 | Special District Taxes | |
| JUDICIARY | | Sale of Acquired Property | 23,490.00 | Bank Corp. Taxes | 2,564.18 |
| Municipal Courts | 14,571.00 | Other Miscellaneous Revenues | 149,442.97 | Added and Omitted Taxes | 68,377.17 |
| PUBLIC SAFETY | | Total | 2,465,044.84 | Total Taxes Levied - ABSTRACT | 2,107,849.06 |
| Fire Protection | 10,600.00 | Prior Years Surplus Appropriated | 166,000.00 | Total Taxes Billed | 2,105,787.30 |
| Police Protection | 121,278.00 | REVENUES TOTAL | 2,631,044.84 | 1985 TAXES COLLECTED | 1,987,023.90 |
| Civil Defense & Disaster Control | | Reserve For Uncollected Taxes | 115,045.07 | 1985 Taxes Cancelled, Abated or Adjusted | 28,177.19 |
| Environmental Inspection & Control | 14,870.00 | CAPITAL OUTLAY TOTAL | 136,479.58 | Transfer to Tax Title Liens or Foreclosed | 5,643.53 |
| Other Public Safety | | | | Balance Outstanding Dec. 31, 1985 | 84,942.68 |
| PUBLIC WORKS | | | | PRIOR YEARS TAXES OUTSTANDING | |
| Streets and Drainage | 124,830.00 | Public Enterprises | | Balance January 1, 1985 | 77,582.00 |
| Sewers and Sewage Processing | | Recreation—Culture | | Collected in 1985 | 70,369.87 |
| Garbage and Trash Disposal | 2,675.00 | Public Works | | Cancelled, Abated or Adjusted 1985 | 5,337.32 |
| Public Buildings and Grounds | 6,654.00 | Buildings and Grounds | 136,479.58 | Transfers to Tax Title Liens or Foreclosed | 1,861.93 |
| Other Public Works | | Library and Education | | Balance December 31, 1985 | 12.88 |
| HEALTH and WELFARE | | Conservation | | TAX TITLE LIENS OUTSTANDING | |
| Health Services Except Environmental | 200.00 | All Other | | Balance January 1, 1985 | 17,164.53 |
| Welfare-Public Assistance | 500.00 | | | Transfer From Taxes | 7,773.78 |
| Hospitals, Clinics, First Aid | | | | Redeemed in 1985 | 3,475.39 |
| Animal, Insect, & Rodent Control | | | | Cancelled, Abated or Adjusted (1985) | |
| Other Welfare Services | | | | Transfers to Foreclosed Property | |
| RECREATION and CONSERVATION | | | | Balance December 31, 1985 | 21,462.92 |
| Beaches and Boardwalks | | | | PROPERTY ACQUIRED BY DEED OR FORECLOSURE | |
| Parks, Playgrounds, Shade Trees | 755.00 | | | Balance January 1, 1985 | |
| Land Reclamation & Conservation | 27,154.00 | | | Transfers From Taxes or Liens | |
| Other Recreational Services | | | | Sale for Cash (1985) | |
| EDUCATION (excluding schools) | | | | Cancelled, Abated or Adjusted (1985) | |
| Libraries | | | | Balance December 31, 1985 | |
| Other Educational Services | | | | CURRENT FINANCES DECEMBER 31, 1985 | |
| STATUTORY EXPENDITURES | | | | ASSETS | |
| Pensions & F. I. C. A. | 21,880.00 | | | Cash Dec. 31, 1985 | 1,005,844.44 |
| Employee Fringe Benefits | 9,270.00 | | | Taxes Receivable | 84,955.56 |
| Other Statutory Expenditures | 2,000.00 | | | Tax Title Liens | 21,462.92 |
| CETA And Other Public Employment Programs | | | | Foreclosed Property | |
| MUNICIPAL FUNCTIONS TOTAL | 502,739.92 | | | Emergencies & Other Deferred Charges | 618.29 |
| CAPITAL IMPROVEMENTS *MEMO* | 17,000.00 | | | State and Federal Aid Receivable | 38,375.69 |
| DEBT SERVICE | | | | Other Receivables | 4,391.63 |
| Principal Payments | 42,500.00 | | | Total | 1,155,648.53 |
| Interest Payments | 41,322.46 | | | LIABILITIES, RESERVES, AND SURPLUS | |
| DEFERRED CHARGES | 19,194.95 | | | Cash Liabilities | 735,799.24 |
| SCHOOL, COUNTY, SPECIAL DISTRICT TAXES | 1,796,103.91 | | | Reserves for Receivables | 109,687.48 |
| RESERVE FOR UNCOLLECTED TAXES | 115,045.07 | | | Surplus Dec. 31, 1985 | 310,161.81 |
| EXPENDITURES TOTAL | 2,516,906.31 | | | Total | 1,155,648.53 |

1320
Population 1980 1,037
Population 1985 991
S & P Rating
Moody Rating

General Tax Rate Per \$100. 1.93
State Equalized Tax Rate 1.50

INTERLAKEN BOROUGH - MONMOUTH CO.
Form of Government:
Borough Council
Number of Members on Governing Body - 6

PER CAPITA:
Gross Debt 432.71
Net Debt 432.71
Debt Service 66.42
Total Tax Levy 766.60
Municipal Expenditures 616.33
PER CENT:
Gross Debt .91
Net Debt .91
Tax Levy Collected 98.06
Tax Levy Cancelled, Abated or Adjusted

| EXPENDITURES | | REVENUES-REALIZED | | 1985 PROPERTY TAX | |
|---|------------|--|---------------|--|------------|
| GENERAL GOVERNMENT | | | | STATE EQUALIZED TAX RATE | |
| Governing Body & Public Boards | | | | Local District School Taxes | 68,670.00 |
| Municipal Clerk | | | | Regional & Consolidated School Tax | |
| Financial Administration | 5,772.00 | 1985 Property Taxes Collected | 744,874.22 | School Taxes in Municipal Budget | |
| Assessment of Taxes | 2,625.00 | 1985 Payments in Lieu of Taxes | | County Taxes | 254,040.47 |
| Collection of Taxes | 7,406.00 | Delinquent Tax & Lien Collections | 8,038.20 | County Library Taxes | 9,517.30 |
| Planning, Housing & Development | 300.00 | Business Personalty Replacement Taxes | 14.00 | Local Municipal Purpose Taxes | 426,756.39 |
| Human Resources | | Taxes from Public Utilities | 98,260.00 | Veteran & Senior Citizen Taxes | 9,150.00 |
| Elections | 850.00 | Other Miscellaneous Tax Revenues | | Total Taxes for Rate Computation | 768,134.16 |
| General Administration (other) | 62,038.00 | State Aid Revenues | 11,233.13 | Special District Taxes | |
| JUDICIARY | | Federal Aid Revenues | 6,985.00 | Bank Corp. Taxes | |
| Municipal Courts | 4,220.00 | State and Local Fiscal Assistance Act Utilized | | Added and Omitted Taxes | 721.39 |
| PUBLIC SAFETY | | Sale of Acquired Property | 33,729.62 | Total Taxes Levied - ABSTRACT | 759,705.55 |
| Fire Protection | 44,504.25 | Other Miscellaneous Revenues | 903,134.17 | Total Taxes Billed | 759,604.45 |
| Police Protection | 123,242.00 | | | 1985 TAXES COLLECTED | 744,874.22 |
| Civil Defense & Disaster Control | | Prior Years Surplus Appropriated | 55,000.00 | 1985 Taxes Cancelled, Abated or Adjusted | |
| Environmental Inspection & Control | 1,955.00 | REVENUES TOTAL | 958,134.17 | Transfer to Tax Title Liens or Foreclosed | |
| Other Public Safety | | Reserve For Uncollected Taxes | 31,677.15 | Balance Outstanding Dec. 31, 1985 | 14,730.23 |
| PUBLIC WORKS | | CAPITAL OUTLAY TOTAL | 141,847.19 | PRIOR YEARS TAXES OUTSTANDING | |
| Streets and Drainage | 78,288.88 | | | Balance January 1, 1985 | 8,038.20 |
| Sewers and Sewage Processing | 39,864.00 | Public Enterprises | | Collected in 1985 | 8,038.20 |
| Garbage and Trash Disposal | 50,883.99 | Recreation—Culture | | Cancelled, Abated or Adjusted 1985 | |
| Public Buildings and Grounds | 7,300.00 | Public Works | 84,191.51 | Transfers to Tax Title Liens or Foreclosed | |
| Other Public Works | | Buildings and Grounds | 57,655.68 | Balance December 31, 1985 | |
| HEALTH and WELFARE | | Library and Education | | TAX TITLE LIENS OUTSTANDING | |
| Health Services Except Environmental | 2,027.00 | Conservation | | Balance January 1, 1985 | |
| Welfare-Public Assistance | | All Other | | Transfer From Taxes | |
| Hospitals, Clinics, First Aid | | CAPITAL DEBT AUTHORIZED, DECEMBER 31, 1985 | | Redeemed in 1985 | |
| Animal, Insect, & Rodent Control | | ISSUED AND UNISSUED GROSS DEBT | | Cancelled, Abated or Adjusted (1985) | |
| Other Welfare Services | 330.00 | School | | Transfers to Foreclosed Property | |
| RECREATION and CONSERVATION | | Self-liquidating | 428,812 | Balance December 31, 1985 | |
| Beaches and Boardwalks | 23,300.00 | Other | 428,812 | PROPERTY ACQUIRED BY DEED OR | |
| Parks, Playgrounds, Shade Trees | | Total | 428,812 | FORECLOSURE | |
| Land Reclamation & Conservation | 3,080.00 | | | Balance January 1, 1985 | 11,700.00 |
| Other Recreational Services | | ISSUED AND OUTSTANDING | | Transfers From Taxes or Liens | |
| EDUCATION (excluding schools) | | School | | Sale for Cash (1985) | |
| Libraries | 1,958.63 | Self-Liquidating | | Cancelled, Abated or Adjusted (1985) | |
| Other Educational Services | | Other | 357,100.00 | Balance December 31, 1985 | 11,700.00 |
| STATUTORY EXPENDITURES | | Total | 357,100.00 | CURRENT FINANCES DECEMBER 31, 1985 | |
| Pensions & F. I. C. A. | 38,615.54 | EQUALIZED VALUATION BASIS | | ASSETS | |
| Employee Fringe Benefits | 8,400.00 | FOR NET DEBT COMPUTATION | 46,865,129 | Cash Dec. 31, 1985 | 180,632.77 |
| Other Statutory Expenditures | 2,249.65 | REAL PROPERTY VALUATIONS | | Taxes Receivable | 14,730.23 |
| CETA And Other Public Employment Programs | | Code Class # of Parcels % VAL'N | | Tax Title Liens | |
| MUNICIPAL FUNCTIONS TOTAL | 509,209.94 | 1 Vacant Land 13 .89 | 348,200.00 | Foreclosed Property | 11,700.00 |
| CAPITAL IMPROVEMENTS *MEMO* | 8,000.00 | 2 Residential 384 99.11 | 38,755,600.00 | Emergencies & Other Deferred Charges | 2,500.00 |
| DEBT SERVICE | | 3 Farm | | State and Federal Aid Receivable | |
| Principal Payments | 51,887.60 | 4a Commercial | | Other Receivables | 2,713.94 |
| Interest Payments | 13,934.42 | 4b Industrial | | Total | 212,276.94 |
| DEFERRED CHARGES | 4,076.50 | 4c Apartments | | LIABILITIES, RESERVES, AND SURPLUS | |
| SCHOOL, COUNTY, SPECIAL DISTRICT TAXES | 332,227.77 | Total 397 | 39,103,800.00 | Cash Liabilities | 61,849.47 |
| RESERVE FOR UNCOLLECTED TAXES | 31,677.15 | Land Area .38 Sq. Miles | | Reserves for Receivables | 29,144.17 |
| EXPENDITURES TOTAL | 943,013.38 | Net Valuation Taxable-Municipal | 39,299,994 | Surplus Dec. 31, 1985 | 121,283.30 |
| | | Net Valuation Taxable-County | 48,030,469 | Total | 212,276.94 |
| | | State Equalized Valuation | 50,574,705 | | |
| | | State Equalization Ratio | 77.62 | | |

0709
 Population 1980 **61,493**
 Population 1985 **62,751**
 S & P Rating
 Moody Rating **AAA**

General Tax Rate Per \$100. **8.60**
 State Equalized Tax Rate **4.13**

IRVINGTON TOWNSHIP - ESSEX COUNTY

Form of Government:

Mayor-Council Plan D (OMCL 50)

Number of Members on Governing Body - 7

| | | | |
|------------------------|---------------|--|--------------|
| PER CAPITA: | | PER CENT: | |
| Gross Debt | 282.78 | Gross Debt | 3.02 |
| Net Debt | 193.15 | Net Debt | 2.06 |
| Debt Service | 29.46 | Tax Levy Collected | 94.61 |
| Total Tax Levy | 427.86 | Tax Levy Cancelled, Abated or Adjusted | 4.0 |
| Municipal Expenditures | 419.82 | | |

| EXPENDITURES | | REVENUES-REALIZED | | 1985 PROPERTY TAX | |
|---|---------------|--|---------------|--|--------------------|
| GENERAL GOVERNMENT | | | | STATE EQUALIZED TAX RATE | |
| Governing Body & Public Boards | 214,010.00 | 1985 Property Taxes Collected | 25,387,980.36 | Local District School Taxes | 1.49 9,656,808.00 |
| Municipal Clerk | 106,171.00 | 1985 Payments in Lieu of Taxes | 338,131.93 | Regional & Consolidated School Tax | |
| Financial Administration | 485,764.00 | Delinquent Tax & Lien Collections | 1,159,782.20 | School Taxes in Municipal Budget | |
| Assessment of Taxes | 168,254.00 | Business Personalty Replacement Taxes | 724,901.00 | County Taxes | 1.00 6,500,794.67 |
| Collection of Taxes | 182,036.00 | Taxes from Public Utilities | 2,213,296.00 | County Library Taxes | |
| Planning, Housing, & Development | 103,740.00 | Other Miscellaneous Tax Revenues | | Local Municipal Purpose Taxes | 1.64 10,639,424.08 |
| Human Resources | 1,170,473.50 | State Aid Revenues | 3,903,518.71 | Veteran & Senior Citizen Taxes | 256,950.00 |
| Elections | 14,800.00 | Federal Aid Revenues | | Total Taxes for Rate Computation | 4.13 27,053,976.75 |
| General Administration (other) | 1,243,594.00 | State and Local Fiscal Assistance Act Utilized | 1,526,568.28 | Special District Taxes | |
| JUDICIARY | | Sale of Acquired Property | | Bank Corp. Taxes | 32,156.74 |
| Municipal Courts | 448,465.00 | Other Miscellaneous Revenues | 4,564,925.40 | Added and Omitted Taxes | 19,241.04 |
| PUBLIC SAFETY | | Total | 39,819,103.88 | Total Taxes Levied - ABSTRACT | 26,848,424.53 |
| Fire Protection | 4,162,098.00 | Prior Years Surplus Appropriated | 2,100,000.00 | Total Taxes Billed | 26,833,765.84 |
| Police Protection | 4,182,583.50 | REVENUES TOTAL | 41,919,103.88 | 1985 TAXES COLLECTED | 25,387,980.36 |
| Civil Defense & Disaster Control | 24,912.00 | Reserve For Uncollected Taxes | 1,692,000.00 | 1985 Taxes Cancelled, Abated or Adjusted | 106,025.47 |
| Environmental Inspection & Control | 115,717.00 | CAPITAL OUTLAY TOTAL | 1,197,569.57 | Transfer to Tax Title Liens or Foreclosed | |
| Other Public Safety | 146,256.00 | | | Balance Outstanding Dec. 31, 1985 | 1,339,760.01 |
| PUBLIC WORKS | | | | PRIOR YEARS TAXES OUTSTANDING | |
| Streets and Drainage | 1,748,740.00 | Public Enterprises | | Balance January 1, 1985 | 1,099,056.97 |
| Sewers and Sewage Processing | 993,000.69 | Recreation—Culture | | Collected in 1985 | 930,409.99 |
| Garbage and Trash Disposal | 1,004,274.00 | Public Works | 963,195.28 | Cancelled, Abated or Adjusted 1985 | 5,021.69 |
| Public Buildings and Grounds | 694,896.00 | Buildings and Grounds | 224,646.20 | Transfers to Tax Title Liens or Foreclosed | 149,990.06 |
| Other Public Works | 94,500.10 | Library and Education | 9,728.09 | Balance December 31, 1985 | 13,635.23 |
| HEALTH and WELFARE | | Conservation | | TAX TITLE LIENS OUTSTANDING | |
| Health Services Except Environmental | 607,195.40 | All Other | | Balance January 1, 1985 | 1,399,402.46 |
| Welfare-Public Assistance | 325,000.00 | CAPITAL DEBT AUTHORIZED, DECEMBER 31, 1985 | | Transfer From Taxes | 180,020.37 |
| Hospitals, Clinics, First Aid | | ISSUED AND UNISSUED | | Redeemed in 1985 | 229,372.21 |
| Animal, Insect, & Rodent Control | | School | 5,624,000 | Cancelled, Abated or Adjusted (1985) | |
| Other Welfare Services | 86,410.00 | Self-liquidating | | Transfers to Foreclosed Property | |
| RECREATION and CONSERVATION | | Other | 12,120,536 | Balance December 31, 1985 | 1,350,050.62 |
| Beaches and Boardwalks | | Total | 17,744,536 | PROPERTY ACQUIRED BY DEED OR FORECLOSURE | |
| Parks, Playgrounds, Shade Trees | 307,595.00 | | | Balance January 1, 1985 | 132,400.00 |
| Land Reclamation & Conservation | | | | Transfers From Taxes or Liens | |
| Other Recreational Services | 159,714.00 | | | Sale for Cash (1985) | |
| EDUCATION (excluding schools) | | | | Cancelled, Abated or Adjusted (1985) | |
| Libraries | 390,000.00 | | | Balance December 31, 1985 | 132,400.00 |
| Other Educational Services | | | | CURRENT FINANCES DECEMBER 31, 1985 | |
| STATUTORY EXPENDITURES | | | | ASSETS | |
| Pensions & F. I. C. A. | 2,579,000.00 | | | Cash Dec. 31, 1985 | 3,679,786.58 |
| Employee Fringe Benefits | 1,016,200.00 | | | Taxes Receivable | 1,353,395.24 |
| Other Statutory Expenditures | | | | Tax Title Liens | 1,350,050.62 |
| CETA And Other Public Employment Programs | | | | Foreclosed Property | 132,400.00 |
| MUNICIPAL FUNCTIONS TOTAL | 22,775,399.19 | | | Emergencies & Other Deferred Charges | |
| CAPITAL IMPROVEMENTS *MEMO* | 50,000.00 | | | State and Federal Aid Receivable | 376,254.57 |
| DEBT SERVICE | | | | Other Receivables | 148,806.24 |
| Principal Payments | 860,319.00 | | | Total | 7,040,693.25 |
| Interest Payments | 988,340.54 | | | LIABILITIES, RESERVES, AND SURPLUS | |
| TYPE I SCHL DEBT *MEMO | 214,700.00 | | | Cash Liabilities | 1,917,324.04 |
| DEFERRED CHARGES | 28,100.00 | | | Reserves for Receivables | 2,984,652.10 |
| SCHOOL, COUNTY, SPECIAL DISTRICT TAXES | 16,157,602.67 | | | Surplus Dec. 31, 1985 | 2,138,717.11 |
| RESERVE FOR UNCOLLECTED TAXES | 1,692,000.00 | | | Total | 7,040,693.25 |
| EXPENDITURES TOTAL | 42,501,761.40 | | | | |

1510
Population 1980 1,575
Population 1985 1,638
S & P Rating
Moody Rating

General Tax Rate Per \$100. 1.93
State Equalized Tax Rate 2.09

ISLAND HEIGHTS BOROUGH – OCEAN CO.
Form of Government:
Small Municipality Plan A (OMCL 50)
Number of Members on Governing Body – 7

PER CAPITA:
Gross Debt 428.22
Net Debt 187.86
Debt Service 36.39
Total Tax Levy 682.98
Municipal Expenditures 351.95
PER CENT:
Gross Debt 1.46
Net Debt .64
Tax Levy Collected 90.34
Tax Levy Cancelled, Abated or Adjusted

| EXPENDITURES | | REVENUES-REALIZED | | 1985 PROPERTY TAX | |
|---|--------------|--|--------------------|--|--------------|
| GENERAL GOVERNMENT | | | | STATE EQUALIZED TAX RATE | |
| Governing Body & Public Boards | | 1985 Property Taxes Collected | 1,009,353.98 | Local District School Taxes .76 | 406,610.00 |
| Municipal Clerk | 12,022.00 | 1985 Payments in Lieu of Taxes | | Regional & Consolidated School Tax .52 | 276,913.88 |
| Financial Administration | 4,450.00 | Delinquent Tax & Lien Collections | 84,181.46 | School Taxes in Municipal Budget | |
| Assessment of Taxes | 5,204.00 | Business Personalty Replacement Taxes | 5,714.72 | County Taxes .40 * | 214,091.68 |
| Collection of Taxes | 3,894.00 | Taxes from Public Utilities | 87,588.00 | County Library Taxes .03 | 13,883.19 |
| Planning, Housing & Development | | Other Miscellaneous Tax Revenues | | Local Municipal Purpose Taxes .37 | 198,968.95 |
| Human Resources | 600.00 | State Aid Revenues | 19,518.09 | Veteran & Senior Citizen Taxes | 26,600.00 |
| Elections | 89,949.52 | Federal Aid Revenues | 29,978.14 | Total Taxes for Rate Computation 2.08 | 1,137,067.70 |
| General Administration (other) | 8,692.00 | State and Local Fiscal Assistance Act Utilized | | Special District Taxes | 1,485.18 |
| JUDICIARY | | Sale of Acquired Property | 87,488.44 | Bank Corp. Taxes | 6,762.50 |
| Municipal Courts | 2,950.00 | Other Miscellaneous Revenues | 1,323,822.83 | Added and Omitted Taxes | 1,118,715.38 |
| PUBLIC SAFETY | 79,220.14 | Total | 125,000.00 | Total Taxes Levied - ABSTRACT | 1,117,230.20 |
| Fire Protection | 100.00 | Prior Years Surplus Appropriated | 1,448,822.83 | Total Taxes Billed | 1,009,353.98 |
| Police Protection | 4,888.00 | REVENUES TOTAL | 117,000.00 | 1985 TAXES COLLECTED | |
| Civil Defense & Disaster Control | | Reserve For Uncollected Taxes | 58,164.45 | 1985 Taxes Cancelled, Abated or Adjusted | |
| Environmental Inspection & Control | | CAPITAL OUTLAY TOTAL | 46,047.93 | Transfer to Tax Title Liens or Foreclosed | |
| Other Public Safety | | | 11,499.37 | Balance Outstanding Dec. 31, 1985 | 107,876.22 |
| PUBLIC WORKS | | | 617.15 | PRIOR YEARS TAXES OUTSTANDING | |
| Streets and Drainage | 24,311.00 | Public Enterprises | | Balance January 1, 1985 | 77,829.20 |
| Sewers and Sewage Processing | 81,554.00 | Recreation—Culture | | Collected in 1985 | 74,662.25 |
| Garbage and Trash Disposal | 13,333.00 | Public Works | | Cancelled, Abated or Adjusted 1985 | |
| Public Buildings and Grounds | 10,345.96 | Buildings and Grounds | | Transfers to Tax Title Liens or Foreclosed | |
| Other Public Works | | Library and Education | | Balance December 31, 1985 | 3,166.95 |
| HEALTH and WELFARE | | Conservation | | TAX TITLE LIENS OUTSTANDING | |
| Health Services Except Environmental | 270.00 | All Other | | Balance January 1, 1985 | 17,662.48 |
| Welfare-Public Assistance | 2,475.00 | CAPITAL DEBT AUTHORIZED, DECEMBER 31, 1985 | | Transfer From Taxes | |
| Hospitals, Clinics, First Aid | | ISSUED AND UNISSUED | | Redeemed in 1985 | 9,519.21 |
| Animal, Insect, & Rodent Control | | SCHOOL | 160,115 | Cancelled, Abated or Adjusted (1985) | |
| Other Welfare Services | | Self-liquidating | 233,600 | Transfers to Foreclosed Property | |
| RECREATION and CONSERVATION | | Other | 307,708 | Balance December 31, 1985 | 8,143.27 |
| Beaches and Boardwalks | 12,189.00 | Total | 701,423 | PROPERTY ACQUIRED BY DEED OR | |
| Parks, Playgrounds, Shade Trees | 3,394.00 | ISSUED AND OUTSTANDING | | FORECLOSURE | |
| Land Reclamation & Conservation | 10.00 | School | 160,115.65 | Balance January 1, 1985 | |
| Other Recreational Services | 1,600.00 | Self-Liquidating | 134,200.00 | Transfers From Taxes or Liens | |
| EDUCATION (excluding schools) | | Other | 255,208.01 | Sale for Cash (1985) | |
| Libraries | 379.00 | Total | 549,523.66 | Cancelled, Abated or Adjusted (1985) | |
| Other Educational Services | | EQUALIZED VALUATION BASIS | | Balance December 31, 1985 | |
| STATUTORY EXPENDITURES | | FOR NET DEBT COMPUTATION | 48,173,889 | CURRENT FINANCES DECEMBER 31, 1985 | |
| Pensions & F. I. C. A. | 20,080.68 | REAL PROPERTY VALUATIONS | | ASSETS | |
| Employee Fringe Benefits | 6,624.00 | Code Class # of Parcels % VAL'N | ASSESSED VALUATION | Cash Dec. 31, 1985 | 368,385.56 |
| Other Statutory Expenditures | 2,500.00 | 1 Vacant Land 102 4.62 | 2,652,500.00 | Taxes Receivable | 111,043.17 |
| CETA and Other Public Employment Programs | | 2 Residential 700 87.28 | 50,067,900.00 | Tax Title Liens | 8,143.27 |
| MUNICIPAL FUNCTIONS TOTAL | 391,035.30 | 3 Farm | | Foreclosed Property | |
| CAPITAL IMPROVEMENTS *MEMO* | | 4a Commercial 26 7.82 | 4,488,200.00 | Emergencies & Other Deferred Charges | 32,104.96 |
| DEBT SERVICE | | 4b Industrial | | State and Federal Aid Receivable | 1,401.63 |
| Principal Payments | 45,152.68 | 4c Apartments 1 .27 | 155,500.00 | Other Receivables | 1,235.88 |
| Interest Payments | 14,460.63 | Total | 57,364,100.00 | Total | 522,314.47 |
| DEFERRED CHARGES | 8,851.42 | Land Area .60 Sq. Miles | | LIABILITIES, RESERVES, AND SURPLUS | |
| SCHOOL, COUNTY, SPECIAL DISTRICT TAXES | 911,498.75 | Net Valuation Taxable-Municipal | 57,655,733 | Cash Liabilities | 160,005.93 |
| RESERVE FOR UNCOLLECTED TAXES | 117,000.00 | Net Valuation Taxable-County | 47,111,266 | Reserves for Receivables | 120,422.32 |
| EXPENDITURES TOTAL | 1,487,998.78 | State Equalized Valuation | 53,249,628 | Surplus Dec. 31, 1985 | 241,886.22 |
| | | State Equalization Ratio | 108.32 | Total | 522,314.47 |

1511
 Population 1980 **25,644**
 Population 1985 **27,030**
 S & P Rating
 Moody Rating **BA**

General Tax Rate Per \$100. **4.38**
 State Equalized Tax Rate **2.56**

JACKSON TOWNSHIP – OCEAN COUNTY
Form of Government:
Township Committee
Number of Members on Governing Body – 5

PER CAPITA:
 Gross Debt **514.71**
 Net Debt **285.80**
 Debt Service **26.75**
 Total Tax Levy **632.19**
 Municipal Expenditures **343.00**

PER CENT:
 Gross Debt **2.52**
 Net Debt **1.40**
 Tax Levy Collected **92.40**
 Tax Levy Cancelled, Abated or Adjusted **.13**

| EXPENDITURES | | REVENUES-REALIZED | | 1985 PROPERTY TAX | |
|---|----------------------|--|-----------------------|--|-------------------------|
| GENERAL GOVERNMENT | | | | STATE EQUALIZED TAX RATE 2.56 | |
| Governing Body & Public Boards | | | | Local District School Taxes | 9,140,276.88 |
| Municipal Clerk | | | | Regional & Consolidated School Tax | |
| Financial Administration | 98,077.35 | 1985 Property Taxes Collected | 15,770,982.82 | School Taxes in Municipal Budget | |
| Assessment of Taxes | 150,530.38 | 1985 Payments in Lieu of Taxes | | County Taxes | * 2,522,151.04 |
| Collection of Taxes | 167,506.04 | Delinquent Tax & Lien Collections | 1,077,874.51 | County Library Taxes | .03 163,663.85 |
| Planning, Housing & Development | 96,059.73 | Business Personalty Replacement Taxes | 128,908.68 | Local Municipal Purpose Taxes | .62 3,761,000.00 |
| Human Resources | 94,009.50 | Taxes from Public Utilities | 1,568,454.00 | Veteran & Senior Citizen Taxes | 203,625.00 |
| Elections | 3,756.96 | Other Miscellaneous Tax Revenues | | Total Taxes for Rate Computation | 15,790,716.77 |
| General Administration (other) | 1,216,153.60 | State Aid Revenues | 622,541.32 | Special District Taxes | 1,054,143.00 |
| JUDICIARY | | Federal Aid Revenues | | Bank Corp. Taxes | 25,152.89 |
| Municipal Courts | 75,146.34 | State and Local Fiscal Assistance Act Utilized | 289,304.27 | Added and Omitted Taxes | 421,627.53 |
| PUBLIC SAFETY | | Sale of Acquired Property | 205,821.97 | Total Taxes Levied - ABSTRACT | 17,088,015.19 |
| Fire Protection | | Other Miscellaneous Revenues | 1,094,130.62 | Total Taxes Billed | 17,067,707.50 |
| Police Protection | 2,208,045.58 | Total | 20,758,018.19 | 1985 TAXES COLLECTED | 15,770,982.82 |
| Civil Defense & Disaster Control | 3,405.00 | Prior Years Surplus Appropriated | 1,349,000.00 | 1985 Taxes Cancelled, Abated or Adjusted | 22,711.14 |
| Environmental Inspection & Control | 198,509.12 | REVENUES TOTAL | 22,107,018.19 | Transfer to Tax Title Liens or Foreclosed | 127,287.90 |
| Other Public Safety | | Reserve For Uncollected Taxes | 1,374,041.00 | Balance Outstanding Dec. 31, 1985 | 1,146,725.64 |
| PUBLIC WORKS | | CAPITAL OUTLAY TOTAL | 603,711.39 | PRIOR YEARS TAXES OUTSTANDING | |
| Streets and Drainage | 335,243.04 | Public Enterprises | | Balance January 1, 1985 | 977,447.48 |
| Sewers and Sewage Processing | 37,000.00 | Recreation—Culture | 92,704.08 | Collected in 1985 | 906,173.34 |
| Garbage and Trash Disposal | 64,000.00 | Public Works | 439,665.12 | Cancelled, Abated or Adjusted 1985 | 1,617.24 |
| Public Buildings and Grounds | 34,450.00 | Buildings and Grounds | 64,929.36 | Transfers to Tax Title Liens or Foreclosed | 22,969.72 |
| Other Public Works | 967,978.31 | Library and Education | 6,412.83 | Balance December 31, 1985 | 46,687.18 |
| HEALTH and WELFARE | | Conservation | | TAX TITLE LIENS OUTSTANDING | |
| Health Services Except Environmental | 35,257.71 | All Other | | Balance January 1, 1985 | 508,962.25 |
| Welfare-Public Assistance | 68,233.94 | CAPITAL DEBT AUTHORIZED, DECEMBER 31, 1985 | | Transfer From Taxes | 154,266.77 |
| Hospitals, Clinics, First Aid | | ISSUED AND UNISSUED GROSS DEBT | | Redeemed in 1985 | 171,701.17 |
| Animal, Insect, & Rodent Control | 43,398.00 | School | 6,045,000 | Cancelled, Abated or Adjusted (1985) | |
| Other Welfare Services | | Self-liquidating | | Transfers to Foreclosed Property | |
| RECREATION and CONSERVATION | | Other | 7,867,575 | Balance December 31, 1985 | 491,527.85 |
| Beaches and Boardwalks | | Total | 13,912,575 | PROPERTY ACQUIRED BY DEED OR | |
| Parks, Playgrounds, Shade Trees | | ISSUED AND OUTSTANDING | | FORECLOSURE | |
| Land Reclamation & Conservation | 10,503.30 | School | 6,045,000.00 | Balance January 1, 1985 | 1,980,440.00 |
| Other Recreational Services | 102,828.13 | Self-Liquidating | | Transfers From Taxes or Liens | |
| EDUCATION (excluding schools) | | Other | 7,064,648.00 | Sale for Cash (1985) | |
| Libraries | | Total | 13,109,648.00 | Cancelled, Abated or Adjusted (1985) | 568,350.00 |
| Other Educational Services | 500.00 | EQUALIZED VALUATION BASIS | | Balance December 31, 1985 | 1,412,090.00 |
| STATUTORY EXPENDITURES | | FOR NET DEBT COMPUTATION | 553,029,074 | CURRENT FINANCES DECEMBER 31, 1985 | |
| Pensions & F. I. C. A. | 637,034.74 | REAL PROPERTY VALUATIONS | | ASSETS | |
| Employee Fringe Benefits | 293,154.00 | Code Class # of Parcels % VAL'N | | Cash Dec. 31, 1985 | 2,653,540.50 |
| Other Statutory Expenditures | 5,000.00 | 1 Vacant Land 3650 12.36 | 43,477,155.00 | Taxes Receivable | 1,193,412.82 |
| CETA And Other Public Employment Programs | | 2 Residential 6517 69.86 | 245,767,840.00 | Tax Title Liens | 491,527.85 |
| MUNICIPAL FUNCTIONS TOTAL | 6,945,780.77 | 3 Farm 180 .98 | 3,446,610.00 | Foreclosed Property | 1,412,090.00 |
| CAPITAL IMPROVEMENTS *MEMO* | 47,719.00 | 4a Commercial 150 12.98 | 45,679,230.00 | Emergencies & Other Deferred Charges | 69,622.59 |
| DEBT SERVICE | | 4b Industrial 16 .78 | 2,745,450.00 | State and Federal Aid Receivable | 18,734.98 |
| Principal Payments | 286,912.36 | 4c Apartments 8 3.04 | 10,685,200.00 | Other Receivables | 871,554.99 |
| Interest Payments | 436,186.57 | Total 10521 | 351,801,485.00 | Total | 6,710,483.73 |
| DEFERRED CHARGES | 228,240.38 | Land Area 100.30 Sq. Miles | | LIABILITIES, RESERVES, AND SURPLUS | |
| SCHOOL, COUNTY, SPECIAL DISTRICT TAXES | 12,880,234.77 | Net Valuation Taxable-Municipal | 356,002,564 | Cash Liabilities | 1,448,774.84 |
| RESERVE FOR UNCOLLECTED TAXES | 1,374,041.00 | Net Valuation Taxable-County | 558,727,779 | Reserves for Receivables | 3,920,239.02 |
| EXPENDITURES TOTAL | 22,151,395.85 | State Equalized Valuation | 606,600,882 | Surplus Dec. 31, 1985 | 1,341,469.87 |
| | | State Equalization Ratio | 58.40 | Total | 6,710,483.73 |

1208
 Population 1980 **4,114**
 Population 1985 **4,402**
 S & P Rating
 Moody Rating

General Tax Rate Per \$100. **3.53**
 State Equalized Tax Rate **2.75**

JAMESBURG BOROUGH - MIDDLESEX CO.
Form of Government:
Borough Council
Number of Members on Governing Body - 6

PER CAPITA:
 Gross Debt **37.67**
 Net Debt **37.67**
 Debt Service **11.20**
 Total Tax Levy **545.53**
 Municipal Expenditures **322.41**

PER CENT:
 Gross Debt **.22**
 Net Debt **.22**
 Tax Levy Collected **94.05**
 Tax Levy Cancelled, Abated or Adjusted **.11**

| EXPENDITURES | | REVENUES-REALIZED | | 1985 PROPERTY TAX | |
|---|---------------------|--|----------------------|--|-----------------------|
| GENERAL GOVERNMENT | | | | STATE EQUALIZED TAX RATE 1.48 | |
| Governin' Body & Public Boards | | 1985 Property Taxes Collected | 2,355,339.66 | Local District School Taxes | 1,285,458.00 |
| Municipal erk | | 1985 Payments in Lieu of Taxes | 14,000.00 | Regional & Consolidated School Tax | |
| Financial Administration | 16,750.00 | Delinquent Tax & Lien Collections | 137,321.87 | School Taxes in Municipal Budget | |
| Assessment of Taxes | 15,424.82 | Business Personalty Replacement Taxes | 36,795.80 | County Taxes | .57 492,068.56 |
| Collection of Taxes | 11,700.00 | Taxes from Public Utilities | 224,746.00 | County Library Taxes | |
| Planning, Housing & Development | 10,628.00 | Other Miscellaneous Tax Revenues | | Local Municipal Purpose Taxes | .70 603,240.04 |
| Human Resources | 6,223.00 | State Aid Revenues | 91,173.54 | Veteran & Senior Citizen Taxes | 36,650.00 |
| Elections | 1,800.00 | Federal Aid Revenues | | Total Taxes for Rate Computation | 2,417,416.60 |
| General Administration (other) | 150,478.18 | State and Local Fiscal Assistance Act Utilized | 24,397.00 | Special District Taxes | |
| JUDICIARY | | Sale of Acquired Property | | Bank Corp. Taxes | 4,984.36 |
| * Municipal Courts | 10,285.00 | Other Miscellaneous Revenues | 181,087.08 | Added and Omitted Taxes | 15,688.15 |
| PUBLIC SAFETY | | Total | 3,064,860.95 | Total Taxes Levied - ABSTRACT | 2,401,439.11 |
| Fire Protection | | Prior Years Surplus Appropriated | 180,000.00 | Total Taxes Billed | 2,504,367.01 |
| Police Protection | 237,550.00 | REVENUES TOTAL | 3,244,860.95 | 1985 TAXES COLLECTED | 2,355,339.66 |
| Civil Defense & Disaster Control | 250.00 | Reserve For Uncollected Taxes | 217,200.59 | 1985 Taxes Cancelled, Abated or Adjusted | 2,792.78 |
| Environmental Inspection & Control | 21,433.00 | CAPITAL OUTLAY TOTAL | 7,792.57 | Transfer to Tax Title Liens or Foreclosed | 11,216.64 |
| Other Public Safety | | | | Balance Outstanding Dec. 31, 1985 | 135,017.93 |
| PUBLIC WORKS | | | | PRIOR YEARS TAXES OUTSTANDING | |
| Streets and Drainage | 89,964.00 | Public Enterprises | | Balance January 1, 1985 | 115,177.07 |
| Sewers and Sewage Processing | 288,051.00 | Recreation—Culture | | Collected in 1985 | 113,363.62 |
| Garbage and Trash Disposal | 137,800.00 | Public Works | 7,792.57 | Cancelled, Abated or Adjusted 1985 | |
| Public Buildings and Grounds | 2,150.00 | Buildings and Grounds | | Transfers to Tax Title Liens or Foreclosed | |
| Other Public Works | 12,000.00 | Library and Education | | Balance December 31, 1985 | 1,813.45 |
| HEALTH and WELFARE | | Conservation | | TAX TITLE LIENS OUTSTANDING | |
| Health Services Except Environmental | 5,550.00 | All Other | | Balance January 1, 1985 | 35,868.10 |
| Welfare-Public Assistance | 4,320.00 | CAPITAL DEBT AUTHORIZED, DECEMBER 31, 1985 | | Transfer From Taxes | 11,216.64 |
| Hospitals, Clinics, First Aid | | ISSUED AND UNISSUED GROSS DEBT | | Redeemed in 1985 | 23,958.25 |
| Animal, Insect, & Rodent Control | 3,992.00 | School | | Cancelled, Abated or Adjusted (1985) | |
| Other Welfare Services | 750.00 | Self-liquidating | | Transfers to Foreclosed Property | |
| RECREATION and CONSERVATION | | Other | 165,818 | Balance December 31, 1985 | 23,126.49 |
| Beaches and Boardwalks | | Total | 165,818 | PROPERTY ACQUIRED BY DEED OR | |
| Parks, Playgrounds, Shade Trees | | | | FORECLOSURE | |
| Land Reclamation & Conservation | | | | Balance January 1, 1985 | 21,500.00 |
| Other Recreational Services | 12,940.00 | ISSUED AND OUTSTANDING | | Transfers From Taxes or Liens | |
| EDUCATION (excluding schools) | | School | | Sale for Cash (1985) | |
| Libraries | 25,985.00 | Self-Liquidating | | Cancelled, Abated or Adjusted (1985) | |
| Other Educational Services | | Other | 157,000.00 | Balance December 31, 1985 | 21,500.00 |
| STATUTORY EXPENDITURES | | Total | 157,000.00 | CURRENT FINANCES DECEMBER 31, 1985 | |
| Pensions & F. I. C. A. | 56,674.00 | EQUALIZED VALUATION BASIS | | ASSETS | |
| Employee Fringe Benefits | | FOR NET DEBT COMPUTATION | 75,656,786 | Cash Dec. 31, 1985 | 974,775.50 |
| Other Statutory Expenditures | 4,000.00 | REAL PROPERTY VALUATIONS | | Taxes Receivable | 136,831.38 |
| CETA And Other Public Employment Programs | | Code Class # of Parcels % VAL'N | | Tax Title Liens | 23,126.49 |
| MUNICIPAL FUNCTIONS TOTAL | 1,126,698.00 | 1 Vacant Land 149 2.69 | 1,776,900.00 | Foreclosed Property | 21,500.00 |
| CAPITAL IMPROVEMENTS *MEMO* | 5,000.00 | 2 Residential 1013 77.91 | 51,402,400.00 | Emergencies & Other Deferred Charges | 14,889.74 |
| DEBT SERVICE | | 3 Farm | | State and Federal Aid Receivable | 3,821.86 |
| Principal Payments | 40,000.00 | 4a Commercial 75 12.35 | 8,146,600.00 | Other Receivables | 30,247.47 |
| Interest Payments | 9,292.50 | 4b Industrial 2 1.12 | 742,000.00 | Total | 1,205,192.44 |
| DEFERRED CHARGES | 26,041.85 | 4c Apartments 10 5.92 | 3,907,100.00 | LIABILITIES, RESERVES, AND SURPLUS | |
| SCHOOL, COUNTY, SPECIAL DISTRICT TAXES | 1,777,526.56 | Total 1249 | 65,975,000.00 | Cash Liabilities | 715,402.08 |
| RESERVE FOR UNCOLLECTED TAXES | 217,200.59 | Land Area .87 Sq. Miles | | Reserves for Receivables | 209,855.34 |
| EXPENDITURES TOTAL | 3,196,759.50 | Net Valuation Taxable-Municipal | 67,629,691 | Surplus Dec. 31, 1985 | 279,935.02 |
| | | Net Valuation Taxable-County | 85,840,691 | Total | 1,205,192.44 |
| | | State Equalized Valuation | 86,334,737 | | |
| | | State Equalization Ratio | 77.92 | | |

1414
Population 1980 16,413
Population 1985 16,706
S & P Rating
Moody Rating AAA

General Tax Rate Per \$100: 4.87
State Equalized Tax Rate 2.04

JEFFERSON TOWNSHIP - MORRIS COUNTY
Form of Government:
Mayor-Council Plan E (OMCL 50)
Number of Members on Governing Body - 5

PER CAPITA:
Gross Debt 518.97
Net Debt 180.15
Debt Service 25.48
Total Tax Levy 701.15
Municipal Expenditures 339.24
PER CENT:
Gross Debt 1.83
Net Debt .64
Tax Levy Collected 96.28
Tax Levy Cancelled, Abated or Adjusted .10

| EXPENDITURES | | REVENUES-REALIZED | | 1985 PROPERTY TAX | |
|---|---------------|--|----------------|--|---------------|
| GENERAL GOVERNMENT | | | | STATE EQUALIZED TAX RATE | |
| Governing Body & Public Boards | 103,435.00 | 1985 Property Taxes Collected | 11,278,889.81 | Local District School Taxes 1.28 | 6,752,265.02 |
| Municipal Clerk | | 1985 Payments in Lieu of Taxes | 8,064.03 | Regional & Consolidated School Tax | |
| Financial Administration | 220,895.00 | Delinquent Tax & Lien Collections | 654,589.85 | School Taxes in Municipal Budget | |
| Assessment of Taxes | 42,739.00 | Business Personalty Replacement Taxes | 63,152.56 | County Taxes .33 | 1,754,637.37 |
| Collection of Taxes | 88,105.00 | Taxes from Public Utilities | 1,760,565.00 | County Library Taxes .01 | 69,391.85 |
| Planning, Housing & Development | 47,102.00 | Other Miscellaneous Tax Revenues | | Local Municipal Purpose Taxes .41 | 2,175,835.89 |
| Human Resources | 11,310.00 | State Aid Revenues | 155,322.22 | Veteran & Senior Citizen Taxes | 138,050.00 |
| Elections | | Federal Aid Revenues | | Total Taxes for Rate Computation 2.03 | 10,890,180.13 |
| General Administration (other) | 579,841.00 | State and Local Fiscal Assistance Act Utilized | 149,629.75 | Special District Taxes | 767,700.00 |
| JUDICIARY | | Sale of Acquired Property | 25,200.00 | Bank Corp. Taxes | 18,585.50 |
| Municipal Courts | 47,096.00 | Other Miscellaneous Revenues | 558,885.00 | Added and Omitted Taxes | 174,997.41 |
| PUBLIC SAFETY | | Total | 14,654,298.22 | Total Taxes Levied - ABSTRACT | 11,713,413.04 |
| Fire Protection | 165,572.00 | Prior Years Surplus Appropriated | 493,800.00 | Total Taxes Billed | 11,714,265.98 |
| Police Protection | 1,204,691.00 | REVENUES TOTAL | 15,148,098.22 | 1985 TAXES COLLECTED | 11,278,889.81 |
| Civil Defense & Disaster Control | 6,100.00 | Reserve For Uncollected Taxes | 674,500.00 | 1985 Taxes Cancelled, Abated or Adjusted | 11,490.22 |
| Environmental Inspection & Control | 89,566.00 | CAPITAL OUTLAY TOTAL | 253,831.76 | Transfer to Tax Title Liens or Foreclosed | 35,382.35 |
| Other Public Safety | | Public Enterprises | 37,398.10 | Balance Outstanding Dec. 31, 1985 | 388,503.60 |
| PUBLIC WORKS | | Recreation—Culture | 31,238.34 | PRIOR YEARS TAXES OUTSTANDING | |
| Streets and Drainage | 1,007,287.60 | Public Works | 13,586.23 | Balance January 1, 1985 | 379,553.45 |
| Sewers and Sewage Processing | 5,000.00 | Buildings and Grounds | 171,609.09 | Collected in 1985 | 376,211.29 |
| Garbage and Trash Disposal | 128,200.00 | Library and Education | | Cancelled, Abated or Adjusted 1985 | |
| Public Buildings and Grounds | 5,651.00 | Conservation | | Transfers to Tax Title Liens or Foreclosed | |
| Other Public Works | | All Other | | Balance December 31, 1985 | 3,342.16 |
| HEALTH and WELFARE | | CAPITAL DEBT AUTHORIZED, DECEMBER 31, 1985 | | TAX TITLE LIENS OUTSTANDING | |
| Health Services Except Environmental | 161,694.00 | ISSUED AND UNISSUED | | Balance January 1, 1985 | 462,322.03 |
| Welfare-Public Assistance | 1,000.00 | School | 2,651,000 | Transfer From Taxes | 35,382.35 |
| Hospitals, Clinics, First Aid | | Self-liquidating | 2,974,583 | Redeemed in 1985 | 278,378.56 |
| Animal, Insect, & Rodent Control | 21,317.50 | Other | 3,044,250 | Cancelled, Abated or Adjusted (1985) | 28,553.27 |
| Other Welfare Services | 18,088.00 | Total | 8,669,833 | Transfers to Foreclosed Property | 14,867.90 |
| RECREATION and CONSERVATION | | ISSUED AND OUTSTANDING | | Balance December 31, 1985 | 175,904.65 |
| Beaches and Boardwalks | | School | 2,651,000.00 | PROPERTY ACQUIRED BY DEED OR | |
| Parks, Playgrounds, Shade Trees | 12,500.00 | Self-Liquidating | 2,974,250.00 | FORECLOSURE | |
| Land Reclamation & Conservation | 1,185.00 | Other | 3,044,250.00 | Balance January 1, 1985 | 686,232.10 |
| Other Recreational Services | 68,575.00 | Total | 8,669,500.00 | Transfers From Taxes or Liens | 14,867.90 |
| EDUCATION (excluding schools) | | EQUALIZED VALUATION BASIS | | Sale for Cash (1985) | 25,200.00 |
| Libraries | 53,500.00 | FOR NET DEBT COMPUTATION | 472,724,075 | Cancelled, Abated or Adjusted (1985) | 20,500.00 |
| Other Educational Services | 5,250.00 | REAL PROPERTY VALUATIONS | | Balance December 31, 1985 | 655,400.00 |
| STATUTORY EXPENDITURES | | Code Class # of Parcels % VAL'N | | CURRENT FINANCES DECEMBER 31, 1985 | |
| Pensions & F. I. C. A. | 376,695.00 | 1 Vacant Land 1899 8.59 | 18,806,220.00 | ASSETS | |
| Employee Fringe Benefits | | 2 Residential 5730 84.29 | 184,633,700.00 | Cash Dec. 31, 1985 | 1,631,524.26 |
| Other Statutory Expenditures | | 3 Farm 10 .04 | 107,700.00 | Taxes Receivable | 391,845.76 |
| CETA And Other Public Employment Programs | | 4a Commercial 159 6.26 | 13,722,100.00 | Tax Title Liens | 175,904.65 |
| MUNICIPAL FUNCTIONS TOTAL | 4,472,395.10 | 4b Industrial 6 .24 | 515,300.00 | Foreclosed Property | 655,400.00 |
| CAPITAL IMPROVEMENTS *MEMO* | 5,000.00 | 4c Apartments 7 .58 | 1,263,500.00 | Emergencies & Other Deferred Charges | 89,619.00 |
| DEBT SERVICE | | Total 7811 | 219,048,520.00 | State and Federal Aid Receivable | 4,500.00 |
| Principal Payments | 210,000.00 | Land Area 41.20 Sq. Miles | | Other Receivables | 43,063.65 |
| Interest Payments | 215,750.13 | Net Valuation Taxable-Municipal | 221,211,578 | Total | 2,991,857.32 |
| DEFERRED CHARGES | 94,619.00 | Net Valuation Taxable-County | 485,941,688 | LIABILITIES, RESERVES, AND SURPLUS | |
| SCHOOL, COUNTY, SPECIAL DISTRICT TAXES | 9,343,994.24 | State Equalized Valuation | 524,951,952 | Cash Liabilities | 657,099.69 |
| RESERVE FOR UNCOLLECTED TAXES | 674,500.00 | State Equalization Ratio | 41.90 | Reserves for Receivables | 1,266,214.06 |
| EXPENDITURES TOTAL | 15,011,258.47 | | | Surplus Dec. 31, 1985 | 1,068,543.57 |
| | | | | Total | 2,991,857.32 |

0906
Population 1980 **223,532**
Population 1985 **220,316**
S & P Rating **BBB+**
Moody Rating **AAA**

General Tax Rate Per \$100. **13.69**
State Equalized Tax Rate **4.47**

JERSEY CITY CITY – HUDSON COUNTY
Form of Government:
Mayor–Council Plan C (OMCL 50)
Number of Members on Governing Body – 9

PER CAPITA:
Gross Debt **1,038.05**
Net Debt **261.34**
Debt Service **67.96**
Total Tax Levy **494.16**
Municipal Expenditures **766.83**

PER CENT:
Gross Debt **11.41**
Net Debt **2.87**
Tax Levy Collected **90.29**
Tax Levy Cancelled, Abated or Adjusted **4.1**

| EXPENDITURES | | REVENUES-REALIZED | | 1985 PROPERTY TAX | |
|---|----------------|--|--------------------|---|---------------------|
| GENERAL GOVERNMENT | | | | STATE EQUALIZED TAX RATE | |
| Governing Body & Public Boards | 951,111.00 | 1985 Property Taxes Collected | 98,108,163.03 | Local District School Taxes | 1.23 29,813,242.00 |
| Municipal Clerk | 321,747.00 | 1985 Payments in Lieu of Taxes | 3,640,331.75 | Regional & Consolidated School Tax | |
| Financial Administration | 4,239,758.00 | Delinquent Tax & Lien Collections | 5,839,805.89 | School Taxes in Municipal Budget | .09 2,254,674.85 |
| Assessment of Taxes | 853,254.00 | Business Personalty Replacement Taxes | 6,978,225.96 | County Taxes | .88 * 21,205,865.69 |
| Collection of Taxes | 536,053.00 | Taxes from Public Utilities | 32,146,830.00 | County Library Taxes | |
| Planning, Housing & Development | 1,146,410.00 | Other Miscellaneous Tax Revenues | 32,084.31 | Local Municipal Purpose Taxes | 2.26 54,645,024.94 |
| Human Resources | 5,712,397.40 | State Aid Revenues | 29,037,535.41 | Veteran & Senior Citizen Taxes | 1,071,700.00 |
| Elections | 390,688.00 | Federal Aid Revenues | | Total Taxes for Rate Computation | 4.46 108,990,507.48 |
| General Administration (other) | 19,928,098.85 | State and Local Fiscal Assistance Act Utilized | 4,912,764.50 | Special District Taxes | |
| JUDICIARY | | Sale of Acquired Property | | Bank Corp. Taxes | 218,012.89 |
| Municipal Courts | 2,009,720.00 | Other Miscellaneous Revenues | 21,133,320.38 | Added and Omitted Taxes | 734,917.89 |
| PUBLIC SAFETY | | Total | 201,829,061.23 | Total Taxes Levied - ABSTRACT | 108,871,738.26 |
| Fire Protection | 26,156,951.50 | Prior Years Surplus Appropriated | 7,721,000.00 | Total Taxes Billed | 108,655,525.41 |
| Police Protection | 30,376,645.92 | REVENUES TOTAL | 209,550,061.23 | 1985 TAXES COLLECTED | 98,108,163.03 |
| Civil Defense & Disaster Control | 67,431.00 | Reserve For Uncollected Taxes | 9,593,264.03 | 1985 Taxes Cancelled, Abated or Adjusted | 445,286.38 |
| Environmental Inspection & Control | 565,322.00 | CAPITAL OUTLAY TOTAL | 12,441,604.50 | Transfer to Tax Title Liens or Foreclosed Balance Outstanding Dec. 31, 1985 | 10,102,076.00 |
| Other Public Safety | | | | PRIOR YEARS TAXES OUTSTANDING | |
| PUBLIC WORKS | | | | Balance January 1, 1985 | 8,727,513.40 |
| Streets and Drainage | 8,393,534.00 | Public Enterprises | 1,107,366.96 | Collected in 1985 | 3,010,967.67 |
| Sewers and Sewage Processing | 103,833.00 | Recreation—Culture | 407,972.59 | Cancelled, Abated or Adjusted 1985 | 520,823.43 |
| Garbage and Trash Disposal | 1,050,631.00 | Public Works | 3,819,064.02 | Transfers to Tax Title Liens or Foreclosed Balance December 31, 1985 | 3,027,575.06 |
| Public Buildings and Grounds | | Buildings and Grounds | 1,365,275.12 | | 2,168,147.24 |
| Other Public Works | 1,802,933.00 | Library and Education | 5,741,925.81 | TAX TITLE LIENS OUTSTANDING | |
| HEALTH and WELFARE | | Conservation | | Balance January 1, 1985 | 14,521,480.04 |
| Health Services Except Environmental | 8,321,158.00 | All Other | | Transfer From Taxes | 3,027,575.06 |
| Welfare-Public Assistance | 2,850,000.00 | CAPITAL DEBT AUTHORIZED, DECEMBER 31, 1985 | | Redeemed in 1985 | 2,828,838.22 |
| Hospitals, Clinics, First Aid | | ISSUED AND UNISSUED GROSS DEBT | | Cancelled, Abated or Adjusted (1985) | |
| Animal, Insect, & Rodent Control | 134,823.00 | School | 72,876,844 | Transfers to Foreclosed Property | 3,112,402.97 |
| Other Welfare Services | 1,006,935.00 | Self-liquidating | 50,204,250 | Balance December 31, 1985 | 11,607,813.91 |
| RECREATION and CONSERVATION | | Other | 105,618,461 | PROPERTY ACQUIRED BY DEED OR FORECLOSURE | |
| Beaches and Boardwalks | | Total | 228,699,555 | Balance January 1, 1985 | 14,377,627.00 |
| Parks, Playgrounds, Shade Trees | 19,430.00 | ISSUED AND OUTSTANDING | | Transfers From Taxes or Liens | 3,112,402.97 |
| Land Reclamation & Conservation | 26,914.00 | School | 47,233,798.00 | Sale for Cash (1985) | |
| Other Recreational Services | | Self-Liquidating | 39,930,500.00 | Cancelled, Abated or Adjusted (1985) | 605,402.97 |
| EDUCATION (excluding schools) | | Other | 91,032,000.00 | Balance December 31, 1985 | 16,884,627.00 |
| Libraries | 2,761,095.00 | Total | 178,196,298.00 | CURRENT FINANCES DECEMBER 31, 1985 | |
| Other Educational Services | 40,000.00 | EQUALIZED VALUATION BASIS FOR NET DEBT COMPUTATION | 2,003,514,832 | ASSETS | |
| STATUTORY EXPENDITURES | | REAL PROPERTY VALUATIONS | | Cash Dec. 31, 1985 | 20,792,179.87 |
| Pensions & F. I. C. A. | 15,685,256.00 | Code Class # of Parcels % VAL'N | ASSESSED VALUATION | Taxes Receivable | 12,270,223.24 |
| Employee Fringe Benefits | 7,836,782.00 | 1 Vacant Land 3847 5.02 | 38,529,500.00 | Tax Title Liens | 11,607,813.91 |
| Other Statutory Expenditures | 334,000.00 | 2 Residential 24446 43.93 | 337,331,774.00 | Foreclosed Property | 16,884,627.00 |
| CETA And Other Public Employment Programs | | 3 Farm | | Emergencies & Other Deferred Charges | 2,134,601.00 |
| MUNICIPAL FUNCTIONS | | 4a Commercial 3690 18.43 | 141,539,450.00 | State and Federal Aid Receivable | 259,261.36 |
| CAPITAL IMPROVEMENTS *MEMO* | 450,000.00 | 4b Industrial 1251 20.64 | 158,496,400.00 | Other Receivables | 7,807,807.48 |
| DEBT SERVICE | | 4c Apartments 2082 11.98 | 91,961,100.00 | Total | 71,756,513.86 |
| Principal Payments | 7,170,000.00 | Total 35316 | 767,858,224.00 | LIABILITIES, RESERVES, AND SURPLUS | |
| Interest Payments | 7,802,545.17 | Land Area 14.65 Sq. Miles | | Cash Liabilities | 18,772,271.42 |
| TYPE I SCHL DEBT *MEMO | 7,267,481.48 | Net Valuation Taxable-Municipal | 788,605,097 | Reserves for Receivables | 46,410,075.17 |
| DEFERRED CHARGES | 755,364.29 | Net Valuation Taxable-County | 2,180,843,446 | Surplus Dec. 31, 1985 | 6,574,167.27 |
| SCHOOL, COUNTY, SPECIAL DISTRICT TAXES | 53,273,782.54 | State Equalized Valuation | 2,389,922,433 | Total | 71,756,513.86 |
| RESERVE FOR UNCOLLECTED TAXES | 9,593,264.03 | State Equalization Ratio | 32.63 | | |
| EXPENDITURES TOTAL | 222,217,867.70 | | | | |

1985/3000

* ABOVE DEBT SERVICE INCLUDES TYPE I SCHOOL DEBT

308

*Includes County Health Service Taxes or County Vocational School Taxes. See Table 13.

1321
 Population 1980 **10,613**
 Population 1985 **10,518**
 S & P Rating
 Moody Rating **BAA**

General Tax Rate Per \$100.
4.11
 State Equalized Tax Rate
3.09

KEANSBURG BOROUGH – MONMOUTH CO.
Form of Government:
Council-Manager Plan B (OMCL 50)
Number of Members on Governing Body – 5

PER CAPITA:
 Gross Debt **408.81**
 Net Debt **308.79**
 Debt Service **36.85**
 Total Tax Levy **431.02**
 Municipal Expenditures **371.91**

PER CENT:
 Gross Debt **3.16**
 Net Debt **2.38**
 Tax Levy Collected **87.07**
 Tax Levy Cancelled, Abated or Adjusted

| EXPENDITURES | | REVENUES-REALIZED | | 1985 PROPERTY TAX | |
|---|--------------------|--|--------------------|--|-------------------|
| GENERAL GOVERNMENT | | | | STATE EQUALIZED TAX RATE | |
| Governing Body & Public Boards | 13,200.00 | 1985 Property Taxes Collected | 3,933,791.35 | Local District School Taxes | 1.41 2,053,925.25 |
| Municipal Clerk | 41,632.00 | 1985 Payments in Lieu of Taxes - | | Regional & Consolidated School Tax | |
| Financial Administration | 79,612.00 | Delinquent Tax & Lien Collections | 544,557.33 | School Taxes in Municipal Budget | |
| Assessment of Taxes | 11,339.00 | Business Personalty Replacement Taxes | 61,827.16 | County Taxes | .50 723,031.79 |
| Collection of Taxes | 48,928.00 | Taxes from Public Utilities | 361,545.00 | County Library Taxes | .02 27,096.05 |
| Planning, Housing & Development | 560.00 | Other Miscellaneous Tax Revenues | 7,545.00 | Local Municipal Purpose Taxes | 1.16 1,690,214.06 |
| Human Resources | 197,744.00 | State Aid Revenues | 535,895.33 | Veteran & Senior Citizen Taxes | |
| Elections | 4,628.00 | Federal Aid Revenues | | Total Taxes for Rate Computation | 3.09 4,590,867.15 |
| General Administration (other) | 292,410.00 | State and Local Fiscal Assistance Act Utilized | 161,848.43 | Special District Taxes | |
| JUDICIARY | | Sale of Acquired Property | | Bank Corp. Taxes | 15,539.65 |
| Municipal Courts | 51,907.00 | Other Miscellaneous Revenues | 550,754.65 | Added and Omitted Taxes | 23,635.68 |
| PUBLIC SAFETY | | Total | 6,157,764.25 | Total Taxes Levied - ABSTRACT | 4,533,442.48 |
| Fire Protection | 80,003.00 | Prior Years Surplus Appropriated | 100,000.00 | Total Taxes Billed | 4,517,902.83 |
| Police Protection | 49,550.00 | REVENUES | 6,257,764.25 | 1985 TAXES COLLECTED | 3,933,791.35 |
| Civil Defense & Disaster Control | 3,000.00 | Reserve For Uncollected Taxes | 696,609.48 | 1985 Taxes Cancelled, Abated or Adjusted | |
| Environmental Inspection & Control | 41,612.50 | CAPITAL OUTLAY | 364,420.43 | Transfer to Tax Title Liens or Foreclosed | 87,674.68 |
| Other Public Safety | | TOTAL | 364,420.43 | Balance Outstanding Dec. 31, 1985 | 496,436.80 |
| PUBLIC WORKS | | | | PRIOR YEARS TAXES OUTSTANDING | |
| Streets and Drainage | 1,056,605.12 | Public Enterprises | | Balance January 1, 1985 | 479,660.48 |
| Sewers and Sewage Processing | | Recreation—Culture | | Collected in 1985 | 451,552.70 |
| Garbage and Trash Disposal | 42,753.82 | Public Works | 364,420.43 | Cancelled, Abated or Adjusted 1985 | |
| Public Buildings and Grounds | 226,231.00 | Buildings and Grounds | | Transfers to Tax Title Liens or Foreclosed | 12,160.08 |
| Other Public Works | | Library and Education | | Balance December 31, 1985 | 15,947.70 |
| HEALTH and WELFARE | | Conservation | | TAX TITLE LIENS OUTSTANDING | |
| Health Services Except Environmental | 43,157.00 | All Other | | Balance January 1, 1985 | 306,927.65 |
| Welfare-Public Assistance | 19,000.00 | CAPITAL DEBT AUTHORIZED, DECEMBER 31, 1985 | | Transfer From Taxes | 101,456.78 |
| Hospitals, Clinics, First Aid | | ISSUED AND UNISSUED | | Redeemed in 1985 | 93,004.63 |
| Animal, Insect, & Rodent Control | | School | 736,000 | Cancelled, Abated or Adjusted (1985) | |
| Other Welfare Services | 4,617.00 | Self-Liquidating | 316,000 | Transfers to Foreclosed Property | |
| RECREATION and CONSERVATION | | Other | 3,247,855 | Balance December 31, 1985 | 315,379.80 |
| Beaches and Boardwalks | | Total | 4,299,855 | PROPERTY ACQUIRED BY DEED OR | |
| Parks, Playgrounds, Shade Trees | 23,320.00 | | | FORECLOSURE | |
| Land Reclamation & Conservation | 30,100.00 | ISSUED AND OUTSTANDING | | Balance January 1, 1985 | 470,550.00 |
| Other Recreational Services | 5,500.00 | School | 736,000.00 | Transfers From Taxes or Liens | |
| EDUCATION (excluding schools) | | Self-Liquidating | 316,000.00 | Sale for Cash (1985) | |
| Libraries | 9,282.00 | Other | 3,090,500.00 | Cancelled, Abated or Adjusted (1985) | |
| Other Educational Services | | Total | 4,142,500.00 | Balance December 31, 1985 | 470,550.00 |
| STATUTORY EXPENDITURES | | EQUALIZED VALUATION BASIS | | CURRENT FINANCES DECEMBER 31, 1985 | |
| Pensions & F. I. C. A. | 230,600.00 | FOR NET DEBT COMPUTATION | 136,228,081 | ASSETS | |
| Employee Fringe Benefits | 154,000.00 | REAL PROPERTY VALUATIONS | | Cash Dec. 31, 1985 | 756,652.84 |
| Other Statutory Expenditures | 15,000.00 | Code Class # of Parcels % VAL'N | ASSESSED VALUATION | Taxes Receivable | 512,384.50 |
| CETA And Other Public Employment Programs | | 1 Vacant Land 226 1.82 | 1,981,000.00 | Tax Title Liens | 315,379.80 |
| MUNICIPAL FUNCTIONS | | 2 Residential 2693 79.80 | 86,782,460.00 | Foreclosed Property | 470,550.00 |
| CAPITAL IMPROVEMENTS | *MEMO* 10,000.00 | 3 Farm | | Emergencies & Other Deferred Charges | 34,753.82 |
| DEBT SERVICE | | 4a Commercial 137 11.70 | 12,720,300.00 | State and Federal Aid Receivable | |
| Principal Payments | 133,000.00 | 4b Industrial 3 .29 | 310,900.00 | Other Receivables | 94,666.37 |
| Interest Payments | 254,542.54 | 4c Apartments 69 6.40 | 6,960,800.00 | Total | 2,184,387.30 |
| | | Total 3128 | 108,755,460.00 | LIABILITIES, RESERVES, AND SURPLUS | |
| DEFERRED CHARGES | 51,256.09 | Land Area .95 Sq. Miles | | Cash Liabilities | 349,567.62 |
| SCHOOL, COUNTY, SPECIAL DISTRICT TAXES | 2,804,053.09 | Net Valuation Taxable-Municipal | 109,257,783 | Reserves for Receivables | 1,315,706.91 |
| RESERVE FOR UNCOLLECTED TAXES | 696,609.48 | Net Valuation Taxable-County | 138,842,397 | Surplus Dec. 31, 1985 | 519,112.77 |
| EXPENDITURES | TOTAL 6,715,752.64 | State Equalized Valuation | 145,123,945 | Total | 2,184,387.30 |
| | | State Equalization Ratio | 75.20 | | |

0907
Population 1980 35,735
Population 1985 35,252
S & P Rating
Moody Rating A1

General Tax Rate Per \$100. 2.32
State Equalized Tax Rate 2.45

KEARNY TOWN - HUDSON COUNTY
Form of Government:
Town Council
Number of Members on Governing Body - 9

PER CAPITA:
Gross Debt 657.51
Net Debt 531.35
Debt Service 84.78
Total Tax Levy 727.25
Municipal Expenditures 779.56
PER CENT:
Gross Debt 2.57
Net Debt 2.08
Tax Levy Collected 95.24
Tax Levy Cancelled, Abated or Adjusted 1.24

| EXPENDITURES | | REVENUES-REALIZED | | 1985 PROPERTY TAX | |
|---|---------------|--|------------------|--|--------------------|
| GENERAL GOVERNMENT | | | | STATE EQUALIZED TAX RATE | |
| Governing Body & Public Boards | | 1985 Property Taxes Collected | 24,371,518.06 | Local District School Taxes | 1.26 13,152,158.00 |
| Municipal Clerk | | 1985 Payments in Lieu of Taxes | | Regional & Consolidated School Tax | |
| Financial Administration | 229,382.00 | Delinquent Tax & Lien Collections | 686,843.46 | School Taxes in Municipal Budget | .03 329,938.25 |
| Assessment of Taxes | 109,749.00 | Business Personalty Replacement Taxes | 2,268,536.56 | County Taxes | .90 * 9,394,854.83 |
| Collection of Taxes | 204,294.00 | Taxes from Public Utilities | 14,270,921.00 | County Library Taxes | |
| Planning, Housing & Development | 58,250.00 | Other Miscellaneous Tax Revenues | 1,650,093.00 | Local Municipal Purpose Taxes | .25 2,629,805.66 |
| Human Resources | 161,756.00 | State Aid Revenues | 591,262.17 | Veteran & Senior Citizen Taxes | |
| Elections | 20,395.00 | Federal Aid Revenues | | Total Taxes for Rate Computation | 2.44 25,810,556.74 |
| General Administration (other) | 1,337,662.00 | State and Local Fiscal Assistance Act Utilized | 142,051.00 | Special District Taxes | |
| JUDICIARY | | Sale of Acquired Property | | Bank Corp. Taxes | 48,661.58 |
| Municipal Courts | 176,743.00 | Other Miscellaneous Revenues | 3,968,554.28 | Added and Omitted Taxes | 81,526.20 |
| PUBLIC SAFETY | | Total | 47,949,779.53 | Total Taxes Levied - ABSTRACT | 25,636,944.52 |
| Fire Protection | 4,784,784.00 | Prior Years Surplus Appropriated | | Total Taxes Billed | 25,588,282.94 |
| Police Protection | 5,022,164.00 | REVENUES TOTAL | 47,949,779.53 | 1985 TAXES COLLECTED | 24,371,518.06 |
| Civil Defense & Disaster Control | 1,900.00 | Reserve For Uncollected Taxes | 1,085,492.10 | 1985 Taxes Cancelled, Abated or Adjusted | 316,972.69 |
| Environmental Inspection & Control | 213,354.00 | CAPITAL OUTLAY TOTAL | 1,794,433.29 | Transfer to Tax Title Liens or Foreclosed | 51,932.60 |
| Other Public Safety | 60,800.00 | | | Balance Outstanding Dec. 31, 1985 | 847,859.59 |
| PUBLIC WORKS | | | | PRIOR YEARS TAXES OUTSTANDING | |
| Streets and Drainage | 643,847.00 | Public Enterprises | 185,627.07 | Balance January 1, 1985 | 1,147,403.11 |
| Sewers and Sewage Processing | 1,930,652.00 | Recreation—Culture | | Collected in 1985 | 607,566.91 |
| Garbage and Trash Disposal | 695,200.00 | Public Works | 1,605,843.72 | Cancelled, Abated or Adjusted 1985 | |
| Public Buildings and Grounds | 301,009.00 | Buildings and Grounds | 2,962.50 | Transfers to Tax Title Liens or Foreclosed | |
| Other Public Works | 50,000.00 | Library and Education | | Balance December 31, 1985 | 539,836.20 |
| HEALTH and WELFARE | | Conservation | | TAX TITLE LIENS OUTSTANDING | |
| Health Services Except Environmental | 591,616.00 | All Other | | Balance January 1, 1985 | 247,755.25 |
| Welfare-Public Assistance | 90,000.00 | CAPITAL DEBT AUTHORIZED, DECEMBER 31, 1985 | | Transfer From Taxes | 51,932.60 |
| Hospitals, Clinics, First Aid | | ISSUED AND UNISSUED | | Redeemed in 1985 | 79,276.55 |
| Animal, Insect, & Rodent Control | | School | 3,867,000 | Cancelled, Abated or Adjusted (1985) | |
| Other Welfare Services | 63,617.00 | Self-liquidating | 2,036,424 | Transfers to Foreclosed Property | |
| RECREATION and CONSERVATION | | Other | 17,275,057 | Balance December 31, 1985 | 220,411.30 |
| Beaches and Boardwalks | | Total | 23,178,481 | PROPERTY ACQUIRED BY DEED OR | |
| Parks, Playgrounds, Shade Trees | 334,986.00 | ISSUED AND OUTSTANDING | | FORECLOSURE | |
| Land Reclamation & Conservation | | School | 3,866,000.00 | Balance January 1, 1985 | 1,011,489.45 |
| Other Recreational Services | 575,088.00 | Self-liquidating | 2,033,000.00 | Transfers From Taxes or Liens | |
| EDUCATION (excluding schools) | | Other | 17,091,000.00 | Sale for Cash (1985) | 526,307.45 |
| Libraries | 341,000.00 | Total | 22,990,000.00 | Cancelled, Abated or Adjusted (1985) | |
| Other Educational Services | 5,300.00 | EQUALIZED VALUATION BASIS | | Balance December 31, 1985 | 485,182.00 |
| STATUTORY EXPENDITURES | | FOR NET DEBT COMPUTATION | 901,480,885 | CURRENT FINANCES DECEMBER 31, 1985 | |
| Pensions & F. I. C. A. | 2,258,750.00 | REAL PROPERTY VALUATIONS | | ASSETS | |
| Employee Fringe Benefits | 1,156,480.53 | Code Class # of Parcels % VAL'N | | Cash Dec. 31, 1985 | 1,613,543.49 |
| Other Statutory Expenditures | 40,000.00 | 1 Vacant Land 347 2.86 | 31,124,100.00 | Taxes Receivable | 1,387,695.79 |
| CETA And Other Public Employment Programs | | 2 Residential 6820 56.49 | 614,312,500.00 | Tax Title Liens | 220,411.30 |
| MUNICIPAL FUNCTIONS TOTAL | 21,458,778.53 | 3 Farm | | Foreclosed Property | 485,182.00 |
| CAPITAL IMPROVEMENTS *MEMO* | 50,000.00 | 4a Commercial 596 12.88 | 140,044,700.00 | Emergencies & Other Deferred Charges | 2,164,652.66 |
| DEBT SERVICE | | 4b Industrial 245 25.05 | 272,433,300.00 | State and Federal Aid Receivable | |
| Principal Payments | 1,190,000.00 | 4c Apartments 119 2.72 | 29,634,100.00 | Other Receivables | 671,995.35 |
| Interest Payments | 1,798,740.85 | Total 8127 | 1,087,548,700.00 | Total | 6,543,480.59 |
| TYPE I SCHL DEBT *MEMO | 455,147.25 | Land Area 9.30 Sq. Miles | | LIABILITIES, RESERVES, AND SURPLUS | |
| DEFERRED CHARGES | 1,948,089.79 | Net Valuation Taxable-Municipal | 1,098,954,351 | Cash Liabilities | 3,246,930.57 |
| SCHOOL, COUNTY, SPECIAL DISTRICT TAXES | 22,876,951.08 | Net Valuation Taxable-County | 977,292,079 | Reserves for Receivables | 2,734,813.15 |
| RESERVE FOR UNCOLLECTED TAXES | 1,085,492.10 | State Equalized Valuation | 1,046,701,588 | Surplus Dec. 31, 1985 | 561,736.87 |
| EXPENDITURES TOTAL | 50,358,052.35 | State Equalization Ratio | 105.57 | Total | 6,543,480.59 |

1985/3000

* ABOVE DEBT SERVICE INCLUDES TYPE I SCHOOL DEBT

*Includes County Health Service Taxes or County Vocational School Taxes. See Table 13.

2008
Population 1980 8,221
Population 1985 8,168
S & P Rating
Moody Rating

General Tax Rate Per \$100. 3.67
State Equalized Tax Rate 1.91

KENILWORTH BOROUGH – UNION COUNTY
Form of Government:
Borough Council
Number of Members on Governing Body – 6

PER CAPITA:
Gross Debt 378.35
Net Debt 244.58
Debt Service 21.45
Total Tax Levy 906.35
Municipal Expenditures 391.82
PER CENT:
Gross Debt .89
Net Debt .58
Tax Levy Collected 97.49
Tax Levy Cancelled, Abated or Adjusted .59

| EXPENDITURES | | REVENUES-REALIZED | | 1985 PROPERTY TAX | |
|---|--------------|--|--------------|--|--------------|
| GENERAL GOVERNMENT | | | | STATE EQUALIZED TAX RATE → | |
| Governing Body & Public Boards | | 1985 Property Taxes Collected | 7,196,429.10 | Local District School Taxes .59 | 2,272,956.00 |
| Municipal Clerk | | 1985 Payments in Lieu of Taxes | | Regional & Consolidated School Tax .57 | 2,173,479.23 |
| Financial Administration | 70,069.00 | Delinquent Tax & Lien Collections | 246,812.45 | School Taxes in Municipal Budget | |
| Assessment of Taxes | 60,875.00 | Business Personalty Replacement Taxes | 451,695.40 | County Taxes .52 | 1,988,469.50 |
| Collection of Taxes | | Taxes from Public Utilities | 773,928.00 | County Library Taxes | |
| Planning, Housing & Development | 7,995.00 | Other Miscellaneous Tax Revenues | | Local Municipal Purpose Taxes .23 | 891,418.18 |
| Human Resources | | State Aid Revenues | 62,897.41 | Veteran & Senior Citizen Taxes | 125,050.00 |
| Elections | | Federal Aid Revenues | | Total Taxes for Rate Computation 1.91 | 7,451,372.91 |
| General Administration (other) | 279,532.00 | State and Local Fiscal Assistance Act Utilized | 35,217.77 | Special District Taxes | |
| JUDICIARY | | Sale of Acquired Property | | Bank Corp. Taxes | 23,883.59 |
| Municipal Courts | 29,071.00 | Other Miscellaneous Revenues | 425,913.02 | Added and Omitted Taxes | 52,821.64 |
| PUBLIC SAFETY | | Total | 9,192,893.15 | Total Taxes Levied - ABSTRACT | 7,403,028.14 |
| Fire Protection | 120,365.00 | Prior Years Surplus Appropriated | 570,000.00 | Total Taxes Billed | 7,381,773.44 |
| Police Protection | 767,760.00 | REVENUES TOTAL | 9,762,893.15 | 1985 TAXES COLLECTED | 7,196,429.10 |
| Civil Defense & Disaster Control | 3,448.00 | Reserve For Uncollected Taxes | 306,585.18 | 1985 Taxes Cancelled, Abated or Adjusted | 43,819.30 |
| Environmental Inspection & Control | 23,221.00 | CAPITAL OUTLAY TOTAL | 560,996.10 | Transfer to Tax Title Liens or Foreclosed | 1,785.00 |
| Other Public Safety | | Public Enterprises | | Balance Outstanding Dec. 31, 1985 | 139,739.54 |
| PUBLIC WORKS | | Recreation—Culture | 4,000.00 | PRIOR YEARS TAXES OUTSTANDING | |
| Streets and Drainage | 311,027.00 | Public Works | 535,551.85 | Balance January 1, 1985 | 248,612.08 |
| Sewers and Sewage Processing | 226,047.00 | Buildings and Grounds | 21,194.25 | Collected in 1985 | 246,812.45 |
| Garbage and Trash Disposal | 203,605.00 | Library and Education | 250.00 | Cancelled, Abated or Adjusted 1985 | 1,799.63 |
| Public Buildings and Grounds | 39,000.00 | All Other | | Transfers to Tax Title Liens or Foreclosed | |
| Other Public Works | 27,033.00 | | | Balance December 31, 1985 | |
| HEALTH and WELFARE | | | | TAX TITLE LIENS OUTSTANDING | |
| Health Services Except Environmental | 56,423.00 | | | Balance January 1, 1985 | 12,480.01 |
| Welfare-Public Assistance | 2,744.00 | | | Transfer From Taxes | 1,785.00 |
| Hospitals, Clinics, First Aid | | | | Redeemed in 1985 | |
| Animal, Insect, & Rodent Control | 3,200.00 | | | Cancelled, Abated or Adjusted (1985) | |
| Other Welfare Services | | | | Transfers to Foreclosed Property | |
| RECREATION and CONSERVATION | | | | Balance December 31, 1985 | 14,265.01 |
| Beaches and Boardwalks | | | | PROPERTY ACQUIRED BY DEED OR | |
| Parks, Playgrounds, Shade Trees | 29,870.00 | | | FORECLOSURE | |
| Land Reclamation & Conservation | | | | Balance January 1, 1985 | 22,150.00 |
| Other Recreational Services | 9,750.00 | | | Transfers From Taxes or Liens | |
| EDUCATION (excluding schools) | | | | Sale for Cash (1985) | |
| Libraries | 76,990.00 | | | Cancelled, Abated or Adjusted (1985) | |
| Other Educational Services | | | | Balance December 31, 1985 | 22,150.00 |
| STATUTORY EXPENDITURES | | | | CURRENT FINANCES DECEMBER 31, 1985 | |
| Pensions & F. I. C. A. | 220,353.00 | | | ASSETS | |
| Employee Fringe Benefits | 117,700.00 | | | Cash Dec. 31, 1985 | 3,130,980.38 |
| Other Statutory Expenditures | 2,500.00 | | | Taxes Receivable | 139,739.54 |
| CETA And Other Public Employment Programs | | | | Tax Title Liens | 14,265.01 |
| MUNICIPAL FUNCTIONS | | | | Foreclosed Property | 22,150.00 |
| TOTAL | 2,688,578.00 | | | Emergencies & Other Deferred Charges | 112,000.00 |
| CAPITAL IMPROVEMENTS | | | | State and Federal Aid Receivable | |
| *MEMO* | 40,000.00 | | | Other Receivables | 1,609.88 |
| DEBT SERVICE | | | | Total | 3,420,744.81 |
| Principal Payments | 115,000.00 | | | LIABILITIES, RESERVES, AND SURPLUS | |
| Interest Payments | 60,207.25 | | | Cash Liabilities | 2,541,751.41 |
| DEFERRED CHARGES | | | | Reserves for Receivables | 177,764.43 |
| SCHOOL, COUNTY, SPECIAL DISTRICT TAXES | 30,000.00 | | | Surplus Dec. 31, 1985 | 701,228.97 |
| SCHOOL, COUNTY, SPECIAL DISTRICT TAXES | 6,434,904.73 | | | Total | 3,420,744.81 |
| RESERVE FOR UNCOLLECTED TAXES | 306,585.18 | | | | |
| EXPENDITURES TOTAL | 9,635,275.16 | | | | |

1322
 Population 1980 **7,413**
 Population 1985 **7,393**
 S & P Rating
 Moody Rating **A**
 General Tax Rate Per \$100. **2.70**
 State Equalized Tax Rate **2.58**

KEYPORT BOROUGH - MONMOUTH CO.
Form of Government:
Borough Council
Number of Members on Governing Body - 6

PER CAPITA:
 Gross Debt **459.29**
 Net Debt **146.37**
 Debt Service **22.27**
 Total Tax Levy **542.83**
 Municipal Expenditures **355.39**
 PER CENT:
 Gross Debt **2.56**
 Net Debt **.82**
 Tax Levy Collected **93.17**
 Tax Levy Cancelled, Abated or Adjusted **1.17**

| EXPENDITURES | | REVENUES-REALIZED | | 1985 PROPERTY TAX | |
|---|--------------|--|----------------|--|--------------|
| GENERAL GOVERNMENT | | | | STATE EQUALIZED TAX RATE | |
| Governing Body & Public Boards | 700.00 | 1985 Property Taxes Collected | 3,718,196.56 | Local District School Taxes | 1.41 |
| Municipal Clerk | | 1985 Payments in Lieu of Taxes | 157,930.85 | Regional & Consolidated School Tax | |
| Financial Administration | 58,150.00 | Delinquent Tax & Lien Collections | 268,014.99 | School Taxes in Municipal Budget | |
| Assessment of Taxes | 19,250.00 | Business Personalty Replacement Taxes | 100,634.64 | County Taxes | .49 |
| Collection of Taxes | 37,050.00 | Taxes from Public Utilities | 350,650.00 | County Library Taxes | |
| Planning, Housing & Development | 9,500.00 | Other Miscellaneous Tax Revenues | | Local Municipal Purpose Taxes | .67 |
| Human Resources | 27,594.22 | State Aid Revenues | 143,276.38 | Veteran & Senior Citizen Taxes | |
| Elections | 1,900.00 | Federal Aid Revenues | | Total Taxes for Rate Computation | 2.57 |
| General Administration (other) | 186,417.00 | State and Local Fiscal Assistance Act Utilized | 118,704.07 | Special District Taxes | |
| JUDICIARY | | Sale of Acquired Property | | Bank Corp. Taxes | |
| Municipal Courts | 30,910.00 | Other Miscellaneous Revenues | 428,232.06 | Added and Omitted Taxes | |
| PUBLIC SAFETY | | Total | 5,285,639.55 | Total Taxes Levied - ABSTRACT | |
| Fire Protection | 80,625.00 | Prior Years Surplus Appropriated | 205,000.00 | Total Taxes Billed | 3,990,824.04 |
| Police Protection | 705,588.41 | REVENUES TOTAL | 5,490,639.55 | 1985 TAXES COLLECTED | 3,718,196.56 |
| Civil Defense & Disaster Control | 4,334.00 | Reserve For Uncollected Taxes | 393,461.84 | 1985 Taxes Cancelled, Abated or Adjusted | 46,540.64 |
| Environmental Inspection & Control | 30,065.00 | CAPITAL OUTLAY TOTAL | 1,061,351.46 | Transfer to Tax Title Liens or Foreclosed | 6,670.92 |
| Other Public Safety | | | | Balance Outstanding Dec. 31, 1985 | 219,416.52 |
| PUBLIC WORKS | | | | PRIOR YEARS TAXES OUTSTANDING | |
| Streets and Drainage | 196,500.00 | Public Enterprises | 39,043.01 | Balance January 1, 1985 | 265,560.16 |
| Sewers and Sewage Processing | | Recreation—Culture | | Collected in 1985 | 245,652.45 |
| Garbage and Trash Disposal | 248,318.00 | Public Works | 491,632.72 | Cancelled, Abated or Adjusted 1985 | 6,492.26 |
| Public Buildings and Grounds | 32,000.00 | Buildings and Grounds | | Transfers to Tax Title Liens or Foreclosed | 125.98 |
| Other Public Works | 22,500.00 | Library and Education | | Balance December 31, 1985 | 13,289.47 |
| HEALTH and WELFARE | | Conservation | 530,675.73 | TAX TITLE LIENS OUTSTANDING | |
| Health Services Except Environmental | 51,565.00 | All Other | | Balance January 1, 1985 | 63,526.73 |
| Welfare-Public Assistance | 19,275.00 | CAPITAL DEBT AUTHORIZED, DECEMBER 31, 1985 | | Transfer From Taxes | 6,820.58 |
| Hospitals, Clinics, First Aid | | ISSUED AND UNISSUED | | Redeemed in 1985 | 22,812.54 |
| Animal, Insect, & Rodent Control | | School | 143,000 | Cancelled, Abated or Adjusted (1985) | |
| Other Welfare Services | | Self-liquidating | 2,170,417 | Transfers to Foreclosed Property | |
| RECREATION and CONSERVATION | | Other | 1,082,125 | Balance December 31, 1985 | 47,534.77 |
| Beaches and Boardwalks | | Total | 3,395,542 | PROPERTY ACQUIRED BY DEED OR | |
| Parks, Playgrounds, Shade Trees | 7,600.00 | | | FORECLOSURE | |
| Land Reclamation & Conservation | | ISSUED AND OUTSTANDING | | Balance January 1, 1985 | 162,100.00 |
| Other Recreational Services | 25,308.00 | School | 143,000.00 | Transfers From Taxes or Liens | |
| EDUCATION (excluding schools) | | Self-liquidating | 2,149,800.00 | Sale for Cash (1985) | |
| Libraries | 30,600.00 | Other | 1,053,000.00 | Cancelled, Abated or Adjusted (1985) | |
| Other Educational Services | 2,000.00 | Total | 3,345,800.00 | Balance December 31, 1985 | 162,100.00 |
| STATUTORY EXPENDITURES | | EQUALIZED VALUATION BASIS | | CURRENT FINANCES DECEMBER 31, 1985 | |
| Pensions & F. I. C. A. | 167,938.42 | FOR NET DEBT COMPUTATION | 132,634,600 | ASSETS | |
| Employee Fringe Benefits | 53,550.00 | REAL PROPERTY VALUATIONS | | Cash Dec. 31, 1985 | 608,921.76 |
| Other Statutory Expenditures | 5,000.00 | Code Class # of Parcels % VAL'N | | Taxes Receivable | 232,705.99 |
| CETA And Other Public Employment Programs | | 1 Vacant Land 215 2.42 | 3,349,900.00 | Tax Title Liens | 47,534.77 |
| MUNICIPAL FUNCTIONS TOTAL | 2,054,238.05 | 2 Residential 1619 65.58 | 90,770,900.00 | Foreclosed Property | 162,100.00 |
| CAPITAL IMPROVEMENTS *MEMO* | 10,000.00 | 3 Farm | | Emergencies & Other Deferred Charges | 47,560.00 |
| DEBT SERVICE | | 4a Commercial 229 20.87 | 28,880,400.00 | State and Federal Aid Receivable | 44,998.91 |
| Principal Payments | 84,200.00 | 4b Industrial 6 3.25 | 4,504,700.00 | Other Receivables | 25,201.14 |
| Interest Payments | 80,423.69 | 4c Apartments 19 7.87 | 10,898,000.00 | Total | 1,169,022.57 |
| | | Total 2088 | 138,403,900.00 | LIABILITIES, RESERVES, AND SURPLUS | |
| DEFERRED CHARGES | 15,058.61 | Land Area 1.40 Sq. Miles | | Cash Liabilities | 213,293.21 |
| SCHOOL, COUNTY, SPECIAL DISTRICT TAXES | 2,923,080.06 | Net Valuation Taxable-Municipal | 146,625,450 | Reserves for Receivables | 467,541.90 |
| RESERVE FOR UNCOLLECTED TAXES | 393,461.84 | Net Valuation Taxable-County | 143,474,594 | Surplus Dec. 31, 1985 | 488,187.46 |
| EXPENDITURES TOTAL | 5,550,462.25 | State Equalized Valuation | 153,284,912 | Total | 1,169,022.57 |
| | | State Equalization Ratio | 95.41 | | |

1016
Population 1980 2,772
Population 1985 2,909
S & P Rating
Moody Rating

General Tax Rate Per \$100.
2.22
State Equalized Tax Rate
1.94

KINGWOOD TOWNSHIP – HUNTERDON CO.
Form of Government:
Township Committee
Number of Members on Governing Body – 3

PER CAPITA:
Gross Debt 406.29
Net Debt 24.49
Debt Service
Total Tax Levy 706.90
Municipal Expenditures 253.31
PER CENT:
Gross Debt 1.29
Net Debt .08
Tax Levy Collected 90.94
Tax Levy Cancelled, Abated or Adjusted .19

| EXPENDITURES | | REVENUES-REALIZED | | 1985 PROPERTY TAX | |
|---|--------------|--|--------------------|--|-------------------|
| GENERAL GOVERNMENT | | | | STATE EQUALIZED TAX RATE | |
| Governing Body & Public Boards | | 1985 Property Taxes Collected | 1,868,553.87 | Local District School Taxes | .88 903,028.00 |
| Municipal Clerk | | 1985 Payments in Lieu of Taxes | | Regional & Consolidated School Tax | .60 612,954.47 |
| Financial Administration | 15,075.00 | Delinquent Tax & Lien Collections | 168,205.42 | School Taxes in Municipal Budget | |
| Assessment of Taxes | 12,500.00 | Business Personalty Replacement Taxes | 53,837.68 | County Taxes | .44 450,299.81 |
| Collection of Taxes | 9,500.00 | Taxes from Public Utilities | 187,795.00 | County Library Taxes | .03 27,949.80 |
| Planning, Housing & Development | 17,540.00 | Other Miscellaneous Tax Revenues | | Local Municipal Purpose Taxes | |
| Human Resources | | State Aid Revenues | 16,449.06 | Veteran & Senior Citizen Taxes | 25,750.00 |
| Elections | 750.00 | Federal Aid Revenues | | Total Taxes for Rate Computation | 1.95 2,019,982.08 |
| General Administration (other) | 118,575.00 | State and Local Fiscal Assistance Act Utilized | 19,093.00 | Special District Taxes | |
| JUDICIARY | | Sale of Acquired Property | | Bank Corp. Taxes | 5,829.93 |
| Municipal Courts | 10,225.00 | Other Miscellaneous Revenues | 171,643.98 | Added and Omitted Taxes | 56,312.66 |
| PUBLIC SAFETY | | Total | 2,485,578.01 | Total Taxes Levied - ABSTRACT | 2,056,374.67 |
| Fire Protection | 25,800.00 | Prior Years Surplus Appropriated | 300,000.00 | Total Taxes Billed | 2,054,699.78 |
| Police Protection | 23,000.00 | REVENUES TOTAL | 2,785,578.01 | 1985 TAXES COLLECTED | 1,868,553.87 |
| Civil Defense & Disaster Control | 200.00 | Reserve For Uncollected Taxes | 190,095.60 | 1985 Taxes Cancelled, Abated or Adjusted | 3,858.36 |
| Environmental Inspection & Control | 10,900.00 | CAPITAL OUTLAY TOTAL | 125,090.00 | Transfer to Tax Title Liens or Foreclosed | 8,437.06 |
| Other Public Safety | | | | Balance Outstanding Dec. 31, 1985 | 173,850.49 |
| PUBLIC WORKS | | | | PRIOR YEARS TAXES OUTSTANDING | |
| Streets and Drainage | 219,968.00 | Public Enterprises | | Balance January 1, 1985 | 175,660.09 |
| Sewers and Sewage Processing | | Recreation—Culture | | Collected in 1985 | 165,854.56 |
| Garbage and Trash Disposal | | Public Works | 125,090.00 | Cancelled, Abated or Adjusted 1985 | 1,064.11 |
| Public Buildings and Grounds | 8,500.00 | Buildings and Grounds | | Transfers to Tax Title Liens or Foreclosed | |
| Other Public Works | | Library and Education | | Balance December 31, 1985 | 8,741.42 |
| HEALTH and WELFARE | | Conservation | | TAX TITLE LIENS OUTSTANDING | |
| Health Services Except Environmental | 7,015.00 | All Other | | Balance January 1, 1985 | 31,119.20 |
| Welfare-Public Assistance | 3,080.00 | CAPITAL DEBT AUTHORIZED, DECEMBER 31, 1985 | | Transfer From Taxes | 8,437.06 |
| Hospitals, Clinics, First Aid | | ISSUED AND UNISSUED | | Redeemed in 1985 | 2,350.86 |
| Animal, Insect, & Rodent Control | | School | 1,110,662 | Cancelled, Abated or Adjusted (1985) | |
| Other Welfare Services | | Self-liquidating | | Transfers to Foreclosed Property | |
| RECREATION and CONSERVATION | | Other | 71,250 | Balance December 31, 1985 | 37,205.40 |
| Beaches and Boardwalks | | Total | 1,181,912 | PROPERTY ACQUIRED BY DEED OR | |
| Parks, Playgrounds, Shade Trees | 400.00 | | | FORECLOSURE | |
| Land Reclamation & Conservation | 50.00 | ISSUED AND OUTSTANDING | | Balance January 1, 1985 | |
| Other Recreational Services | 800.00 | School | 1,109,672.55 | Transfers From Taxes or Liens | |
| EDUCATION (excluding schools) | | Self-liquidating | | Sale for Cash (1985) | |
| Libraries | | Other | | Cancelled, Abated or Adjusted (1985) | |
| Other Educational Services | 1,000.00 | Total | 1,109,672.55 | Balance December 31, 1985 | |
| STATUTORY EXPENDITURES | | EQUALIZED VALUATION BASIS | | CURRENT FINANCES DECEMBER 31, 1985 | |
| Pensions & F. I. C. A. | 23,500.00 | FOR NET DEBT COMPUTATION | 91,453,049 | ASSETS | |
| Employee Fringe Benefits | 10,625.00 | REAL PROPERTY VALUATIONS | | Cash Dec. 31, 1985 | 1,221,803.46 |
| Other Statutory Expenditures | 500.00 | Code Class # of Parcels % VAL'N | ASSESSED VALUATION | Taxes Receivable | 182,591.91 |
| CETA And Other Public Employment Programs | | 1 Vacant Land 218 5.70 | 5,063,250.00 | Tax Title Liens | 37,205.40 |
| MUNICIPAL FUNCTIONS TOTAL | 519,503.00 | 2 Residential 615 51.39 | 45,683,200.00 | Foreclosed Property | |
| CAPITAL IMPROVEMENTS *MEMO* | 90,000.00 | 3 Farm 773 33.48 | 29,759,840.00 | Emergencies & Other Deferred Charges | 62,800.00 |
| DEBT SERVICE | | 4a Commercial 29 5.36 | 4,766,188.00 | State and Federal Aid Receivable | 900.00 |
| Principal Payments | | 4b Industrial 4 3.85 | 3,420,500.00 | Other Receivables | 22,382.08 |
| Interest Payments | | 4c Apartments 1 .22 | 197,100.00 | Total | 1,527,682.85 |
| DEFERRED CHARGES | 27,292.64 | Total | 88,890,078.00 | LIABILITIES, RESERVES, AND SURPLUS | |
| SCHOOL, COUNTY, SPECIAL DISTRICT TAXES | 1,994,232.08 | Land Area 35.60 Sq. Miles | | Cash Liabilities | 684,808.74 |
| RESERVE FOR UNCOLLECTED TAXES | 190,095.60 | Net Valuation Taxable-Municipal | 90,017,438 | Reserves for Receivables | 242,179.39 |
| EXPENDITURES TOTAL | 2,731,123.32 | Net Valuation Taxable-County | 96,268,464 | Surplus Dec. 31, 1985 | 600,694.72 |
| | | State Equalized Valuation | 102,774,104 | Total | 1,527,682.85 |
| | | State Equalization Ratio | 87.45 | | |

1415
Population 1980 7,770
Population 1985 8,047
S & P Rating
Moody Rating

General Tax Rate Per \$100. 6.37
State Equalized Tax Rate 2.25

KINNELON BOROUGH – MORRIS COUNTY
Form of Government:
Borough Council
Number of Members on Governing Body – 6

PER CAPITA:
Gross Debt 138.32
Net Debt 73.30
Debt Service 31.17
Total Tax Levy 1,220.84
Municipal Expenditures 382.90
PER CENT:
Gross Debt .29
Net Debt .15
Tax Levy Collected 96.75
Tax Levy Cancelled, Abated or Adjusted .03

| EXPENDITURES | | REVENUES-REALIZED | | 1985 PROPERTY TAX | |
|---|---------------|--|---------------|--|------|
| GENERAL GOVERNMENT | | | | STATE EQUALIZED TAX RATE | |
| Governing Body & Public Boards | | | | Local District School Taxes | 1.45 |
| Municipal Clerk | | | | Regional & Consolidated School Tax | |
| Financial Administration | 13,531.00 | 1985 Property Taxes Collected | 9,499,841.50 | School Taxes in Municipal Budget | |
| Assessment of Taxes | 34,277.00 | 1985 Payments in Lieu of Taxes | | County Taxes | .36 |
| Collection of Taxes | 35,650.00 | Delinquent Tax & Lien Collections | 327,148.46 | County Library Taxes | |
| Planning, Housing & Development | 25,807.00 | Business Personalty Replacement Taxes | 32,555.60 | Local Municipal Purpose Taxes | .44 |
| Human Resources | 2,000.00 | Taxes from Public Utilities | 344,153.00 | Veteran & Senior Citizen Taxes | |
| Elections | | Other Miscellaneous Tax Revenues | | Total Taxes for Rate Computation | 2.25 |
| General Administration (other) | 248,086.00 | State Aid Revenues | 68,174.11 | Special District Taxes | |
| JUDICIARY | | Federal Aid Revenues | 30,904.00 | Bank Corp. Taxes | |
| Municipal Courts | 23,150.00 | State and Local Fiscal Assistance Act Utilized | | Added and Omitted Taxes | |
| PUBLIC SAFETY | | Sale of Acquired Property | | Total Taxes Levied - ABSTRACT | |
| Fire Protection | 76,036.00 | Other Miscellaneous Revenues | 328,551.48 | Total Taxes Billed | |
| Police Protection | 537,500.00 | Total | 10,631,328.15 | 1985 TAXES COLLECTED | |
| Civil Defense & Disaster Control | 1,500.00 | Prior Years Surplus Appropriated | 400,000.00 | 1985 Taxes Cancelled, Abated or Adjusted | |
| Environmental Inspection & Control | 51,638.00 | REVENUES TOTAL | 11,031,328.15 | Transfer to Tax Title Liens or Foreclosed | |
| Other Public Safety | | Reserve For Uncollected Taxes | 616,729.58 | Balance Outstanding Dec. 31, 1985 | |
| PUBLIC WORKS | | CAPITAL OUTLAY TOTAL | 39,422.27 | PRIOR YEARS TAXES OUTSTANDING | |
| Streets and Drainage | 9,487.00 | Public Enterprises | | Balance January 1, 1985 | |
| Sewers and Sewage Processing | 2,340.00 | Recreation—Culture | | Collected in 1985 | |
| Garbage and Trash Disposal | 313,058.00 | Public Works | 26,381.56 | Cancelled, Abated or Adjusted 1985 | |
| Public Buildings and Grounds | 98,272.00 | Buildings and Grounds | 13,040.71 | Transfers to Tax Title Liens or Foreclosed | |
| Other Public Works | 256,638.83 | Library and Education | | Balance December 31, 1985 | |
| HEALTH and WELFARE | | Conservation | | TAX TITLE LIENS OUTSTANDING | |
| Health Services Except Environmental | 73,329.00 | All Other | | Balance January 1, 1985 | |
| Welfare-Public Assistance | 1,499.00 | CAPITAL DEBT AUTHORIZED, DECEMBER 31, 1985 | | Transfer From Taxes | |
| Hospitals, Clinics, First Aid | 500.00 | ISSUED AND UNISSUED | | Redeemed in 1985 | |
| Animal, Insect, & Rodent Control | | School | 523,000 | Cancelled, Abated or Adjusted (1985) | |
| Other Welfare Services | | Self-liquidating | | Transfers to Foreclosed Property | |
| RECREATION and CONSERVATION | | Other | 590,100 | Balance December 31, 1985 | |
| Beaches and Boardwalks | | Total | 1,113,100 | PROPERTY ACQUIRED BY DEED OR | |
| Parks, Playgrounds, Shade Trees | | ISSUED AND OUTSTANDING | | FORECLOSURE | |
| Land Reclamation & Conservation | | School | | Balance January 1, 1985 | |
| Other Recreational Services | | Self-Liquidating | | Transfers From Taxes or Liens | |
| EDUCATION (excluding schools) | | Other | | Sale for Cash (1985) | |
| Libraries | 136,000.00 | Total | 1,113,100.00 | Cancelled, Abated or Adjusted (1985) | |
| Other Educational Services | | EQUALIZED VALUATION BASIS | | Balance December 31, 1985 | |
| STATUTORY EXPENDITURES | | FOR NET DEBT COMPUTATION | | CURRENT FINANCES DECEMBER 31, 1985 | |
| Pensions & F. I. C. A. | 126,100.00 | REAL PROPERTY VALUATIONS | | ASSETS | |
| Employee Fringe Benefits | 54,900.00 | Code Class # of Parcels % VAL'N | | Cash Dec. 31, 1985 | |
| Other Statutory Expenditures | 9,000.00 | 1 Vacant Land 730 7.42 | | Taxes Receivable | |
| CETA And Other Public Employment Programs | | 2 Residential 2510 87.65 | | Tax Title Liens | |
| MUNICIPAL FUNCTIONS TOTAL | 2,183,628.18 | 3 Farm 8 .28 | | Foreclosed Property | |
| CAPITAL IMPROVEMENTS *MEMO* | 25,000.00 | 4a Commercial 69 4.63 | | Emergencies & Other Deferred Charges | |
| DEBT SERVICE | | 4b Industrial 1 .02 | | State and Federal Aid Receivable | |
| Principal Payments | 186,917.97 | 4c Apartments | | Other Receivables | |
| Interest Payments | 63,897.46 | Total 3318 | | Total | |
| DEFERRED CHARGES | 30,000.00 | Land Area 19.05 Sq. Miles | | LIABILITIES, RESERVES, AND SURPLUS | |
| SCHOOL, COUNTY, SPECIAL DISTRICT TAXES | 7,800,047.66 | Net Valuation Taxable-Municipal | | Cash Liabilities | |
| RESERVE FOR UNCOLLECTED TAXES | 616,729.58 | Net Valuation Taxable-County | | Reserves for Receivables | |
| EXPENDITURES TOTAL | 10,881,220.85 | State Equalized Valuation | | Surplus Dec. 31, 1985 | |
| | | State Equalization Ratio | | Total | |

2113
Population 1980 2,074
Population 1985 2,230
S & P Rating
Moody Rating

General Tax Rate Per \$100.

2.47
State Equalized Tax Rate
2.27

KNOWLTON TOWNSHIP – WARREN CO.

Form of Government:

Township Committee

Number of Members on Governing Body – 3

PER CAPITA:

Gross Debt 127.38
Net Debt
Debt Service
Total Tax Levy 641.25
Municipal Expenditures 242.44

PER CENT:

Gross Debt .48
Net Debt
Tax Levy Collected 88.86
Tax Levy Cancelled, Abated or Adjusted .01

| EXPENDITURES | | REVENUES-REALIZED | | 1985 PROPERTY TAX | |
|---|--------------|--|---------------|--|--------------|
| GENERAL GOVERNMENT | | | | STATE EQUALIZED TAX RATE → | |
| Governing Body & Public Boards | | 1985 Property Taxes Collected | 1,271,462.13 | Local District School Taxes .88 | 549,627.00 |
| Municipal Clerk | | 1985 Payments in Lieu of Taxes | | Regional & Consolidated School Tax .66 | 413,002.53 |
| Financial Administration | 14,096.00 | Delinquent Tax & Lien Collections | 128,761.75 | School Taxes in Municipal Budget | |
| Assessment of Taxes | 9,815.00 | Business Personalty Replacement Taxes | 35,545.68 | County Taxes .69 | 426,535.70 |
| Collection of Taxes | 12,002.00 | Taxes from Public Utilities | 163,327.00 | County Library Taxes .04 | 21,972.83 |
| Planning, Housing & Development | 16,895.00 | Other Miscellaneous Tax Revenues | | Local Municipal Purpose Taxes | |
| Human Resources | | State Aid Revenues | 12,033.43 | Veteran & Senior Citizen Taxes | 26,400.00 |
| Elections | | Federal Aid Revenues | | Total Taxes for Rate Computation 2.27 | 1,437,538.06 |
| General Administration (other) | 74,119.00 | State and Local Fiscal Assistance Act Utilized | 15,938.88 | Special District Taxes | |
| JUDICIARY | | Sale of Acquired Property | | Bank Corp. Taxes | |
| Municipal Courts | 31,575.00 | Other Miscellaneous Revenues | 157,681.12 | Added and Omitted Taxes | 18,849.44 |
| PUBLIC SAFETY | | Total | 1,784,749.99 | Total Taxes Levied - ABSTRACT | 1,429,987.50 |
| Fire Protection | 5,500.00 | Prior Years Surplus Appropriated | 190,027.19 | Total Taxes Billed | 1,430,894.91 |
| Police Protection | 11,130.00 | REVENUES TOTAL | 1,974,777.18 | 1985 TAXES COLLECTED | 1,271,462.13 |
| Civil Defense & Disaster Control | | Reserve For Uncollected Taxes | 133,500.00 | 1985 Taxes Cancelled, Abated or Adjusted | 167.96 |
| Environmental Inspection & Control | | CAPITAL OUTLAY TOTAL | 13,121.68 | Transfer to Tax Title Liens or Foreclosed | 10,645.70 |
| Other Public Safety | | | | Balance Outstanding Dec. 31, 1985 | 148,619.12 |
| PUBLIC WORKS | | | | PRIOR YEARS TAXES OUTSTANDING | |
| Streets and Drainage | 176,210.00 | Public Enterprises | | Balance January 1, 1985 | 126,694.81 |
| Sewers and Sewage Processing | | Recreation—Culture | | Collected in 1985 | 123,053.34 |
| Garbage and Trash Disposal | 7,000.00 | Public Works | 13,121.68 | Cancelled, Abated or Adjusted 1985 | 298.99 |
| Public Buildings and Grounds | 9,500.00 | Buildings and Grounds | | Transfers to Tax Title Liens or Foreclosed | 2,973.51 |
| Other Public Works | 838.88 | Library and Education | | Balance December 31, 1985 | 368.97 |
| HEALTH and WELFARE | | Conservation | | TAX TITLE LIENS OUTSTANDING | |
| Health Services Except Environmental | 245.00 | All Other | | Balance January 1, 1985 | 36,193.88 |
| Welfare-Public Assistance | 858.30 | CAPITAL DEBT AUTHORIZED, DECEMBER 31, 1985 | | Transfer From Taxes | 14,259.22 |
| Hospitals, Clinics, First Aid | 400.00 | ISSUED AND UNISSUED GROSS DEBT | | Redeemed in 1985 | 5,708.41 |
| Animal, Insect, & Rodent Control | 2,950.00 | School | 284,060 | Cancelled, Abated or Adjusted (1985) | |
| Other Welfare Services | | Self-liquidating | | Transfers to Foreclosed Property | |
| RECREATION and CONSERVATION | | Other | | Balance December 31, 1985 | 44,744.69 |
| Beaches and Boardwalks | | Total | 284,060 | PROPERTY ACQUIRED BY DEED OR | |
| Parks, Playgrounds, Shade Trees | | ISSUED AND OUTSTANDING | | FORECLOSURE | |
| Land Reclamation & Conservation | | School | 159,060.18 | Balance January 1, 1985 | |
| Other Recreational Services | 4,950.00 | Self-Liquidating | | Transfers From Taxes or Liens | |
| EDUCATION (excluding schools) | | Other | | Sale for Cash (1985) | |
| Libraries | | Total | 159,060.18 | Cancelled, Abated or Adjusted (1985) | |
| Other Educational Services | | EQUALIZED VALUATION BASIS | | Balance December 31, 1985 | |
| STATUTORY EXPENDITURES | | FOR NET DEBT COMPUTATION | 58,763,862 | CURRENT FINANCES DECEMBER 31, 1985 | |
| Pensions & F. I. C. A. | 17,900.00 | REAL PROPERTY VALUATIONS | | ASSETS | |
| Employee Fringe Benefits | 3,850.00 | Code Class # of Parcels % VAL'N | | Cash Dec. 31, 1985 | 658,524.47 |
| Other Statutory Expenditures | 2,200.00 | 1 Vacant Land 349 8.97 | 5,059,100.00 | Taxes Receivable | 148,988.09 |
| CETA And Other Public Employment Programs | | 2 Residential 577 60.44 | 34,106,100.00 | Tax Title Liens | 44,744.69 |
| MUNICIPAL FUNCTIONS | 402,034.18 | 3 Farm 362 17.80 | 10,046,925.00 | Foreclosed Property | |
| CAPITAL IMPROVEMENTS *MEMO* | 28,000.00 | 4a Commercial 62 12.50 | 7,055,900.00 | Emergencies & Other Deferred Charges | |
| DEBT SERVICE | | 4b Industrial | | State and Federal Aid Receivable | 463.89 |
| Principal Payments | | 4c Apartments 2 .29 | 162,700.00 | Other Receivables | 1,646.52 |
| Interest Payments | | Total 1352 | 56,430,725.00 | Total | 854,367.66 |
| DEFERRED CHARGES | 5,100.00 | Land Area 26.00 Sq. Miles | | LIABILITIES, RESERVES, AND SURPLUS | |
| SCHOOL, COUNTY, SPECIAL DISTRICT TAXES | 1,411,138.06 | Net Valuation Taxable-Municipal | 57,171,878 | Cash Liabilities | 464,193.06 |
| RESERVE FOR UNCOLLECTED TAXES | 133,500.00 | Net Valuation Taxable-County | 62,122,011 | Reserves for Receivables | 195,379.30 |
| EXPENDITURES TOTAL | 1,951,772.24 | State Equalized Valuation | 62,186,020 | Surplus Dec. 31, 1985 | 194,795.30 |
| | | State Equalization Ratio | 91.84 | Total | 854,367.66 |

1512
 Population 1980 14,161
 Population 1985 16,715
 S & P Rating
 Moody Rating AAA
 General Tax Rate Per \$100. 1.90
 State Equalized Tax Rate 1.49

LACEY TOWNSHIP - OCEAN COUNTY
Form of Government:
Township Committee
Number of Members on Governing Body - 5

PER CAPITA:
 Gross Debt 773.38
 Net Debt 7.96
 Debt Service 1.02
 Total Tax Levy 527.09
 Municipal Expenditures 667.17
 PER CENT:
 Gross Debt 2.42
 Net Debt .02
 Tax Levy Collected 94.56
 Tax Levy Cancelled, Abated or Adjusted .08

| EXPENDITURES | | REVENUES-REALIZED | | 1985 PROPERTY TAX | |
|---|--------------|--|--|--|---------------|
| GENERAL GOVERNMENT | | | | STATE EQUALIZED TAX RATE .98 | |
| Governing Body & Public Boards | 33,400.00 | 1985 Property Taxes Collected 8,650,170.37 | | Local District School Taxes | 5,786,768.00 |
| Municipal Clerk | | 1985 Payments in Lieu of Taxes | | Regional & Consolidated School Tax | |
| Financial Administration | 135,500.00 | Delinquent Tax & Lien Collections 513,539.61 | | School Taxes in Municipal Budget | |
| Assessment of Taxes | 92,100.00 | Business Personalty Replacement Taxes 40,864.28 | | County Taxes .40 * | 2,341,298.11 |
| Collection of Taxes | 202,300.00 | Taxes from Public Utilities 7,826,386.00 | | County Library Taxes .03 | 152,961.32 |
| Planning, Housing & Development | 123,800.00 | Other Miscellaneous Tax Revenues | | Local Municipal Purpose Taxes .09 | 512,853.27 |
| Human Resources | 4,000.00 | State Aid Revenues 82,547.82 | | Veteran & Senior Citizen Taxes | 371,475.00 |
| Elections | | Federal Aid Revenues 96,589.71 | | Total Taxes for Rate Computation 1.50 | 9,165,355.70 |
| General Administration (other) | 1,159,574.83 | State and Local Fiscal Assistance Act Utilized | | Special District Taxes | |
| JUDICIARY | | Sale of Acquired Property | | Bank Corp. Taxes | 16,379.79 |
| Municipal Courts | 115,800.00 | Other Miscellaneous Revenues 1,662,275.92 | | Added and Omitted Taxes | |
| PUBLIC SAFETY | | Total 18,872,373.71 | | Total Taxes Levied - ABSTRACT | 8,810,260.49 |
| Fire Protection | 75,000.00 | Prior Years Surplus Appropriated 3,137,107.31 | | Total Taxes Billed | 9,147,806.47 |
| Police Protection | 1,651,989.71 | REVENUES TOTAL 22,009,481.02 | | 1985 TAXES COLLECTED | 8,650,170.37 |
| Civil Defense & Disaster Control | 20,100.00 | Reserve For Uncollected Taxes 1,151,353.27 | | 1985 Taxes Cancelled, Abated or Adjusted | 7,621.05 |
| Environmental Inspection & Control | 171,400.00 | CAPITAL OUTLAY TOTAL 661,472.29 | | Transfer to Tax Title Liens or Foreclosed | 40,364.61 |
| Other Public Safety | 5,000.00 | Public Enterprises 9,584.83 | | Balance Outstanding Dec. 31, 1985 | 449,650.44 |
| PUBLIC WORKS | | Recreation—Culture 473,624.96 | | PRIOR YEARS TAXES OUTSTANDING | |
| Streets and Drainage | 1,537,100.00 | Public Works 178,262.50 | | Balance January 1, 1985 | 669,493.37 |
| Sewers and Sewage Processing | | Buildings and Grounds | | Collected in 1985 | 404,566.03 |
| Garbage and Trash Disposal | 790,000.00 | Library and Education | | Cancelled, Abated or Adjusted 1985 | 16,022.41 |
| Public Buildings and Grounds | 237,000.00 | Conservation | | Transfers to Tax Title Liens or Foreclosed | 18,104.24 |
| Other Public Works | 169,000.00 | All Other | | Balance December 31, 1985 | 230,800.69 |
| HEALTH and WELFARE | | CAPITAL DEBT AUTHORIZED, DECEMBER 31, 1985 | | TAX TITLE LIENS OUTSTANDING | |
| Health Services Except Environmental | 45,900.00 | ISSUED AND UNISSUED GROSS DEBT NET DEBT | | Balance January 1, 1985 | 132,557.77 |
| Welfare-Public Assistance | 4,475.00 | School 12,794,000 | | Transfer From Taxes | 58,468.85 |
| Hospitals, Clinics, First Aid | 6,000.00 | Self-liquidating 133,000 133,000 | | Redeemed in 1985 | 108,973.58 |
| Animal, Insect, & Rodent Control | 20,000.00 | Other 133,000 133,000 | | Cancelled, Abated or Adjusted (1985) | |
| Other Welfare Services | | Total 12,927,000 133,000 | | Transfers to Foreclosed Property | |
| RECREATION and CONSERVATION | | ISSUED AND OUTSTANDING 12,794,000.00 | | Balance December 31, 1985 | 82,053.04 |
| Beaches and Boardwalks | 103,700.00 | School 12,794,000.00 | | PROPERTY ACQUIRED BY DEED OR | |
| Parks, Playgrounds, Shade Trees | 25,871.00 | Self-liquidating | | FORECLOSURE | |
| Land Reclamation & Conservation | 93,300.00 | Other | | Balance January 1, 1985 | 708,372.50 |
| Other Recreational Services | | Total 12,794,000.00 | | Transfers From Taxes or Liens | |
| EDUCATION (excluding schools) | | EQUALIZED VALUATION BASIS 533,555.810 | | Sale for Cash (1985) | |
| Libraries | 3,000.00 | REAL PROPERTY VALUATIONS | | Cancelled, Abated or Adjusted (1985) | |
| Other Educational Services | 2,484,660.00 | Code Class # of Parcels % VAL'N ASSESSED VALUATION | | Balance December 31, 1985 | 708,372.50 |
| STATUTORY EXPENDITURES | | 1 Vacant Land 9711 13.20 60,331,310.00 | | CURRENT FINANCES DECEMBER 31, 1985 | |
| Pensions & F. I. C. A. | 421,550.00 | 2 Residential 7264 74.69 341,401,900.00 | | ASSETS | |
| Employee Fringe Benefits | | 3 Farm 20 .10 460,540.00 | | Cash Dec. 31, 1985 | 11,888,593.13 |
| Other Statutory Expenditures | 5,450.00 | 4a Commercial 146 6.26 28,594,900.00 | | Taxes Receivable | 680,451.13 |
| CETA And Other Public Employment Programs | | 4b Industrial 1 5.76 26,313,300.00 | | Tax Title Liens | 82,053.04 |
| MUNICIPAL FUNCTIONS TOTAL 9,736,970.54 | | 4c Apartments | | Foreclosed Property | 708,372.50 |
| CAPITAL IMPROVEMENTS *MEMO* 4,000.00 | | Total 17142 457,101,950.00 | | Emergencies & Other Deferred Charges | |
| DEBT SERVICE | | Land Area 84.60 Sq. Miles | | State and Federal Aid Receivable | 81,847.49 |
| Principal Payments | 17,099.87 | Net Valuation Taxable-Municipal 463,406,687 | | Other Receivables | 48,302.24 |
| Interest Payments | | Net Valuation Taxable-County 558,201,392 | | Total | 13,489,619.53 |
| DEFERRED CHARGES 246,292.48 | | State Equalized Valuation 588,897,077 | | LIABILITIES, RESERVES, AND SURPLUS | |
| SCHOOL, COUNTY, SPECIAL DISTRICT TAXES 8,281,027.43 | | State Equalization Ratio 78.46 | | Cash Liabilities | 7,265,909.89 |
| RESERVE FOR UNCOLLECTED TAXES 1,151,353.27 | | | | Reserves for Receivables | 1,519,178.91 |
| EXPENDITURES TOTAL 19,432,743.59 | | | | Surplus Dec. 31, 1985 | 4,704,530.73 |

*Includes County Health Service Taxes or County Vocational School Taxes. See Table 13.

General Tax Rate Per \$100. 2.64
State Equalized Tax Rate 2.43

LAFAYETTE TOWNSHIP – SUSSEX COUNTY
Form of Government:
Township Committee
Number of Members on Governing Body – 5

| | | | |
|------------------------|----------|---|-------|
| PER CAPITA: | | PER CENT: | |
| Gross Debt | 930.54 | Gross Debt | 2.50 |
| Net Debt | 70.04 | Net Debt | .19 |
| Debt Service | | Tax Levy Collected | 92.23 |
| Total Tax Levy | 1,021.76 | Tax Levy Cancelled, Abated or Adjusted | |
| Municipal Expenditures | 290.46 | | |

| EXPENDITURES | | REVENUES-REALIZED | | 1985 PROPERTY TAX | |
|---|--------------|--|--------------------|--|-------------------|
| GENERAL GOVERNMENT | | | | STATE EQUALIZED TAX RATE | |
| Governing Body & Public Boards | | 1985 Property Taxes Collected | 1,664,848.54 | Local District School Taxes | 1.03 743,376.50 |
| Municipal Clerk | | 1985 Payments in Lieu of Taxes | 1,762.20 | Regional & Consolidated School Tax | .58 416,298.31 |
| Financial Administration | 7,962.77 | Delinquent Tax & Lien Collections | 146,493.45 | School Taxes in Municipal Budget | |
| Assessment of Taxes | 5,795.43 | Business Personalty Replacement Taxes | 43,294.52 | County Taxes | .53 386,509.28 |
| Collection of Taxes | 8,840.51 | Taxes from Public Utilities | 65,751.00 | County Library Taxes | .04 26,326.59 |
| Planning, Housing & Development | 6,059.66 | Other Miscellaneous Tax Revenues | | Local Municipal Purpose Taxes | .25 183,104.43 |
| Human Resources | | State Aid Revenues | 9,370.57 | Veteran & Senior Citizen Taxes | 12,750.00 |
| Elections | 476.70 | Federal Aid Revenues | | Total Taxes for Rate Computation | 2.43 1,768,365.11 |
| General Administration (other) | 92,518.44 | State and Local Fiscal Assistance Act Utilized | 12,214.00 | Special District Taxes | |
| JUDICIARY | | Sale of Acquired Property | | Bank Corp. Taxes | 2,367.53 |
| Municipal Courts | 18,400.00 | Other Miscellaneous Revenues | 118,588.71 | Added and Omitted Taxes | 49,508.79 |
| PUBLIC SAFETY | | Total | 2,062,322.99 | Total Taxes Levied - ABSTRACT | 1,807,491.43 |
| Fire Protection | 18,700.00 | Prior Years Surplus Appropriated | 135,000.00 | Total Taxes Billed | 1,805,123.90 |
| Police Protection | 2,180.00 | REVENUES | 2,197,322.99 | 1985 TAXES COLLECTED | 1,664,848.54 |
| Civil Defense & Disaster Control | 100.00 | Reserve For Uncollected Taxes | 147,000.00 | 1985 Taxes Cancelled, Abated or Adjusted | |
| Environmental Inspection & Control | 18,838.46 | CAPITAL OUTLAY | 95,008.00 | Transfer to Tax Title Liens or Foreclosed | |
| Other Public Safety | | TOTAL | | Balance Outstanding Dec. 31, 1985 | 140,275.36 |
| PUBLIC WORKS | | | | PRIOR YEARS TAXES OUTSTANDING | |
| Streets and Drainage | 111,608.66 | Public Enterprises | | Balance January 1, 1985 | 107,289.39 |
| Sewers and Sewage Processing | | Recreation—Culture | | Collected in 1985 | 106,437.28 |
| Garbage and Trash Disposal | | Public Works | 69,308.00 | Cancelled, Abated or Adjusted 1985 | |
| Public Buildings and Grounds | 14,300.00 | Buildings and Grounds | 25,700.00 | Transfers to Tax Title Liens or Foreclosed | |
| Other Public Works | | Library and Education | | Balance December 31, 1985 | 852.11 |
| HEALTH and WELFARE | | Conservation | | TAX TITLE LIENS OUTSTANDING | |
| Health Services Except Environmental | 9,994.40 | All Other | | Balance January 1, 1985 | 54,603.92 |
| Welfare-Public Assistance | 691.88 | CAPITAL DEBT AUTHORIZED, DECEMBER 31, 1985 | | Transfer From Taxes | |
| Hospitals, Clinics, First Aid | 300.00 | ISSUED AND UNISSUED | | Redeemed in 1985 | |
| Animal, Insect, & Rodent Control | 126.00 | School | 1,522,224 | Cancelled, Abated or Adjusted (1985) | 40,056.17 |
| Other Welfare Services | | Self-liquidating | | Transfers to Foreclosed Property | |
| RECREATION and CONSERVATION | | Other | 123,892 | Balance December 31, 1985 | 14,547.75 |
| Beaches and Boardwalks | | Total | 1,646,116 | PROPERTY ACQUIRED BY DEED OR | |
| Parks, Playgrounds, Shade Trees | | | | FORECLOSURE | |
| Land Reclamation & Conservation | | ISSUED AND OUTSTANDING | | Balance January 1, 1985 | 17,800.00 |
| Other Recreational Services | 1,623.72 | School | 1,522,224.90 | Transfers From Taxes or Liens | |
| EDUCATION (excluding schools) | | Self-Liquidating | | Sale for Cash (1985) | |
| Libraries | | Other | 123,892.00 | Cancelled, Abated or Adjusted (1985) | |
| Other Educational Services | | Total | 1,646,116.90 | Balance December 31, 1985 | 17,800.00 |
| STATUTORY EXPENDITURES | | EQUALIZED VALUATION BASIS | | CURRENT FINANCES DECEMBER 31, 1985 | |
| Pensions & F. I. C. A. | 13,048.68 | FOR NET DEBT COMPUTATION | 65,713,456 | ASSETS | |
| Employee Fringe Benefits | 2,261.69 | REAL PROPERTY VALUATIONS | | Cash Dec. 31, 1985 | 336,496.88 |
| Other Statutory Expenditures | 1,600.00 | Code Class # of Parcels % VAL'N | ASSESSED VALUATION | Taxes Receivable | 141,127.47 |
| CETA And Other Public Employment Programs | | 1 Vacant Land 125 4.46 | 2,944,900.00 | Tax Title Liens | 14,547.75 |
| MUNICIPAL FUNCTIONS | | 2 Residential 426 51.64 | 34,110,750.00 | Foreclosed Property | 17,800.00 |
| CAPITAL IMPROVEMENTS | *MEMO* | 3 Farm 525 19.53 | 12,905,400.00 | Emergencies & Other Deferred Charges | 12,700.00 |
| DEBT SERVICE | | 4a Commercial 33 8.45 | 5,581,900.00 | State and Federal Aid Receivable | 389.18 |
| Principal Payments | | 4b Industrial 24 15.92 | 10,513,200.00 | Other Receivables | 153,625.34 |
| Interest Payments | | 4c Apartments | | Total | 676,686.62 |
| DEFERRED CHARGES | 31,400.00 | Total | 66,056,150.00 | LIABILITIES, RESERVES, AND SURPLUS | |
| SCHOOL, COUNTY, SPECIAL DISTRICT TAXES | 1,572,510.68 | Land Area 18.70 Sq. Miles | | Cash Liabilities | 102,334.81 |
| RESERVE FOR UNCOLLECTED TAXES | 147,000.00 | Net Valuation Taxable-Municipal | 66,516,245 | Reserves for Receivables | 327,100.56 |
| EXPENDITURES | TOTAL | Net Valuation Taxable-County | 70,014,041 | Surplus Dec. 31, 1985 | 247,251.25 |
| | 2,086,337.68 | State Equalized Valuation | 72,299,301 | Total | 676,686.62 |
| | | State Equalization Ratio | 91.95 | | |

1513
Population 1980 2,908
Population 1985 3,055
S & P Rating
Moody Rating

General Tax Rate Per \$100. 4.48
State Equalized Tax Rate 2.97

LAKEHURST BOROUGH – OCEAN COUNTY
Form of Government:
Borough Council
Number of Members on Governing Body – 6

PER CAPITA:
Gross Debt 655.54
Net Debt 326.68
Debt Service
Total Tax Levy 362.21
Municipal Expenditures 306.99
PER CENT:
Gross Debt 6.53
Net Debt 3.25
Tax Levy Collected 90.62
Tax Levy Cancelled, Abated or Adjusted

| EXPENDITURES | | REVENUES-REALIZED | | 1985 PROPERTY TAX | |
|---|--------------|--|--------------------|--|------------|
| GENERAL GOVERNMENT | | | | STATE EQUALIZED TAX RATE | |
| Governing Body & Public Boards | | 1985 Property Taxes Collected | 992,210.12 | Local District School Taxes | 1.58 |
| Municipal Clerk | | 1985 Payments in Lieu of Taxes | | Regional & Consolidated School Tax | |
| Financial Administration | 5,500.00 | Delinquent Tax & Lien Collections | 110,180.90 | School Taxes in Municipal Budget | |
| Assessment of Taxes | 4,743.14 | Business Personalty Replacement Taxes | 9,725.20 | County Taxes | .41 * |
| Collection of Taxes | 1,184.41 | Taxes from Public Utilities | 113,023.00 | County Library Taxes | .03 |
| Planning, Housing & Development | 2,011.09 | Other Miscellaneous Tax Revenues | | Local Municipal Purpose Taxes | .95 |
| Human Resources | | State Aid Revenues | 119,941.04 | Veteran & Senior Citizen Taxes | |
| Elections | | Federal Aid Revenues | | Total Taxes for Rate Computation | 2.97 |
| General Administration (other) | 138,936.21 | State and Local Fiscal Assistance Act Utilized | 57,780.61 | Special District Taxes | |
| JUDICIARY | | Sale of Acquired Property | | Bank Corp. Taxes | |
| Municipal Courts | 36,382.56 | Other Miscellaneous Revenues | 170,477.89 | Added and Omitted Taxes | |
| PUBLIC SAFETY | | Total | 1,573,338.76 | Total Taxes Levied - ABSTRACT | |
| Fire Protection | 18,090.46 | Prior Years Surplus Appropriated | 12,000.00 | Total Taxes Billed | |
| Police Protection | 291,056.26 | REVENUES TOTAL | 1,585,338.76 | 1985 TAXES COLLECTED | |
| Civil Defense & Disaster Control | 395.83 | Reserve For Uncollected Taxes | 110,502.68 | 1985 Taxes Cancelled, Abated or Adjusted | |
| Environmental Inspection & Control | 2,415.30 | | | Transfer to Tax Title Liens or Foreclosed | |
| Other Public Safety | | CAPITAL OUTLAY TOTAL | 117,379.61 | Balance Outstanding Dec. 31, 1985 | 102,673.59 |
| PUBLIC WORKS | | | | PRIOR YEARS TAXES OUTSTANDING | |
| Streets and Drainage | 46,573.36 | Public Enterprises | | Balance January 1, 1985 | 105,978.81 |
| Sewers and Sewage Processing | 17,603.35 | Recreation—Culture | | Collected in 1985 | 105,633.53 |
| Garbage and Trash Disposal | 64,551.73 | Public Works | | Cancelled, Abated or Adjusted 1985 | |
| Public Buildings and Grounds | 31,420.93 | Buildings and Grounds | 117,379.61 | Transfers to Tax Title Liens or Foreclosed | |
| Other Public Works | 22,743.83 | Library and Education | | Balance December 31, 1985 | 345.28 |
| HEALTH and WELFARE | | Conservation | | TAX TITLE LIENS OUTSTANDING | |
| Health Services Except Environmental | 531.89 | All Other | | Balance January 1, 1985 | 6,483.96 |
| Welfare-Public Assistance | 2,229.40 | CAPITAL DEBT AUTHORIZED, DECEMBER 31, 1985 | | Transfer From Taxes | |
| Hospitals, Clinics, First Aid | | ISSUED AND UNISSUED | | Redeemed in 1985 | 4,547.37 |
| Animal, Insect, & Rodent Control | 3,885.47 | School | 1,363,000 | Cancelled, Abated or Adjusted (1985) | |
| Other Welfare Services | | Self-liquidating | 485,479 | Transfers to Foreclosed Property | |
| RECREATION and CONSERVATION | | Other | 154,200 | Balance December 31, 1985 | 1,936.59 |
| Beaches and Boardwalks | | Total | 2,002,679 | PROPERTY ACQUIRED BY DEED OR | |
| Parks, Playgrounds, Shade Trees | | | | FORECLOSURE | |
| Land Reclamation & Conservation | | ISSUED AND OUTSTANDING | | Balance January 1, 1985 | 127,291.66 |
| Other Recreational Services | 948.66 | School | 1,252,000.00 | Transfers From Taxes or Liens | |
| EDUCATION (excluding schools) | | Self-Liquidating | 485,479.00 | Sale for Cash (1985) | 27,350.00 |
| Libraries | | Other | | Cancelled, Abated or Adjusted (1985) | |
| Other Educational Services | | Total | 1,737,479.00 | Balance December 31, 1985 | 99,941.66 |
| STATUTORY EXPENDITURES | | EQUALIZED VALUATION BASIS | | CURRENT FINANCES DECEMBER 31, 1985 | |
| Pensions & F. I. C. A. | 66,955.27 | FOR NET DEBT COMPUTATION | 30,667,626 | ASSETS | |
| Employee Fringe Benefits | 28,000.00 | REAL PROPERTY VALUATIONS | | Cash Dec. 31, 1985 | 454,593.92 |
| Other Statutory Expenditures | | Code Class # of Parcels % VAL'N | ASSESSED VALUATION | Taxes Receivable | 103,018.87 |
| CETA And Other Public Employment Programs | | 1 Vacant Land 88 2.58 | 574,800.00 | Tax Title Liens | 1,936.59 |
| MUNICIPAL FUNCTIONS | 786,159.15 | 2 Residential 663 77.77 | 17,338,200.00 | Foreclosed Property | 99,941.66 |
| CAPITAL IMPROVEMENTS | 500.00 | 3 Farm | | Emergencies & Other Deferred Charges | 32,883.08 |
| DEBT SERVICE | | 4a Commercial 48 19.39 | 4,323,800.00 | State and Federal Aid Receivable | 3,368.42 |
| Principal Payments | | 4b Industrial | | Other Receivables | 45,277.57 |
| Interest Payments | | 4c Apartments 1 .25 | 56,600.00 | Total | 741,020.11 |
| DEFERRED CHARGES | 41,195.52 | Total 800 | 22,293,400.00 | LIABILITIES, RESERVES, AND SURPLUS | |
| SCHOOL, COUNTY, SPECIAL DISTRICT TAXES | 739,530.95 | Land Area .95 Sq. Miles | | Cash Liabilities | 407,208.31 |
| RESERVE FOR UNCOLLECTED TAXES | 110,502.68 | Net Valuation Taxable-Municipal | 24,278,641 | Reserves for Receivables | 250,174.69 |
| EXPENDITURES TOTAL | 1,677,388.30 | Net Valuation Taxable-County | 32,998,326 | Surplus Dec. 31, 1985 | 83,637.11 |
| | | State Equalized Valuation | 35,625,923 | Total | 741,020.11 |
| | | State Equalization Ratio | 66.27 | | |

*Includes County Health Service Taxes or County Vocational School Taxes. See Table 13.

1514
Population 1980 38,464
Population 1985 39,693
S & P Rating AAA
Moody Rating AAA

General Tax Rate Per \$100. 4.58
State Equalized Tax Rate 2.76

LAKEWOOD TOWNSHIP – OCEAN COUNTY
Form of Government:
Township Committee
Number of Members on Governing Body – 5

PER CAPITA:
Gross Debt 496.52
Net Debt 342.36
Debt Service 23.55
Total Tax Levy 606.95
Municipal Expenditures 435.25
PER CENT:
Gross Debt 2.56
Net Debt 1.77
Tax Levy Collected 93.81
Tax Levy Cancelled, Abated or Adjusted .88

| EXPENDITURES | | REVENUES-REALIZED | | 1985 PROPERTY TAX | |
|---|---------------|--|--------------------|--|--------------------|
| GENERAL GOVERNMENT | | | | STATE EQUALIZED TAX RATE | |
| Governing Body & Public Boards | 2,000,000.00 | 1985 Property Taxes Collected | 22,565,335.15 | Local District School Taxes 1.65 | 14,181,614.47 |
| Municipal Clerk | | 1985 Payments in Lieu of Taxes | 155,911.60 | Regional & Consolidated School Tax | |
| Financial Administration | 110,936.00 | Delinquent Tax & Lien Collections | 992,347.08 | School Taxes in Municipal Budget | |
| Assessment of Taxes | 145,391.00 | Business Personalty Replacement Taxes | 247,482.34 | County Taxes | .42 * 3,612,725.04 |
| Collection of Taxes | 198,468.00 | Taxes from Public Utilities | 2,118,261.00 | County Library Taxes | |
| Planning, Housing & Development | 127,301.00 | Other Miscellaneous Tax Revenues | | Local Municipal Purpose Taxes | .68 5,892,000.00 |
| Human Resources | 804,964.00 | State Aid Revenues | 3,518,135.04 | Veteran & Senior Citizen Taxes | 582,400.00 |
| Elections | 3,150.00 | Federal Aid Revenues | | Total Taxes for Rate Computation | 2.75 24,268,739.51 |
| General Administration (other) | 1,055,913.00 | State and Local Fiscal Assistance Act Utilized | 540,681.00 | Special District Taxes | |
| JUDICIARY | | Sale of Acquired Property | | Bank Corp. Taxes | 40,659.96 |
| Municipal Courts | 165,268.00 | Other Miscellaneous Revenues | 4,039,428.75 | Added and Omitted Taxes | 364,825.41 |
| PUBLIC SAFETY | | Total | 34,177,581.96 | Total Taxes Levied - ABSTRACT | 24,091,824.88 |
| Fire Protection | 560,018.00 | Prior Years Surplus Appropriated | 800,000.00 | Total Taxes Billed | 24,055,218.44 |
| Police Protection | 3,311,431.00 | REVENUES TOTAL | 34,977,581.96 | 1985 TAXES COLLECTED | 22,565,335.15 |
| Civil Defense & Disaster Control | 14,262.00 | Reserve For Uncollected Taxes | 1,513,000.00 | 1985 Taxes Cancelled, Abated or Adjusted | 212,039.59 |
| Environmental Inspection & Control | 292,425.00 | CAPITAL OUTLAY TOTAL | 3,073,985.90 | Transfer to Tax Title Liens or Foreclosed | 171,280.02 |
| Other Public Safety | | Public Enterprises | | Balance Outstanding Dec. 31, 1985 | 1,106,563.68 |
| PUBLIC WORKS | | Recreation—Culture | 8.00 | PRIOR YEARS TAXES OUTSTANDING | |
| Streets and Drainage | 1,115,908.00 | Public Works | 102,236.15 | Balance January 1, 1985 | 955,558.82 |
| Sewers and Sewage Processing | | Buildings and Grounds | 2,971,741.75 | Collected in 1985 | 842,068.42 |
| Garbage and Trash Disposal | 1,008,993.00 | Library and Education | | Cancelled, Abated or Adjusted 1985 | 4,973.78 |
| Public Buildings and Grounds | 472,705.00 | Conservation | | Transfers to Tax Title Liens or Foreclosed | 58,344.83 |
| Other Public Works | 157,201.00 | All Other | | Balance December 31, 1985 | 50,171.79 |
| HEALTH and WELFARE | | CAPITAL DEBT AUTHORIZED, DECEMBER 31, 1985 | | TAX TITLE LIENS OUTSTANDING | |
| Health Services Except Environmental | 159,654.69 | ISSUED AND UNISSUED | | Balance January 1, 1985 | 505,453.12 |
| Welfare-Public Assistance | 244,916.00 | SCHOOL GROSS DEBT | 6,119,000 | Transfer From Taxes | 238,990.28 |
| Hospitals, Clinics, First Aid | | Self-liquidating | | Redeemed in 1985 | 150,278.66 |
| Animal, Insect, & Rodent Control | | Other | 13,589,482 | Cancelled, Abated or Adjusted (1985) | 2,039.35 |
| Other Welfare Services | | Total | 19,708,482 | Transfers to Foreclosed Property | 16,897.09 |
| RECREATION and CONSERVATION | | ISSUED AND OUTSTANDING | | Balance December 31, 1985 | 575,228.30 |
| Beaches and Boardwalks | | School | 6,119,000.00 | PROPERTY ACQUIRED BY DEED OR | |
| Parks, Playgrounds, Shade Trees | 294,560.00 | Self-Liquidating | | FORECLOSURE | |
| Land Reclamation & Conservation | 2,620.00 | Other | 11,044,000.00 | Balance January 1, 1985 | 2,240,500.63 |
| Other Recreational Services | 228,953.00 | Total | 17,163,000.00 | Transfers From Taxes or Liens | 16,897.09 |
| EDUCATION (excluding schools) | | EQUALIZED VALUATION BASIS | | Sole for Cash (1985) | |
| Libraries | 388,338.00 | FOR NET DEBT COMPUTATION | 769,156,447 | Cancelled, Abated or Adjusted (1985) | 35,000.00 |
| Other Educational Services | | REAL PROPERTY VALUATIONS | | Balance December 31, 1985 | 2,222,397.72 |
| STATUTORY EXPENDITURES | | Code Class # of Parcels % VAL'N | ASSESSED VALUATION | CURRENT FINANCES DECEMBER 31, 1985 | |
| Pensions & F. I. C. A. | 858,077.00 | 1 Vacant Land 4788 3.58 | 18,166,900.00 | ASSETS | |
| Employee Fringe Benefits | 704,826.00 | 2 Residential 11772 70.16 | 356,248,600.00 | Cash Dec. 31, 1985 | 8,956,088.48 |
| Other Statutory Expenditures | 57,000.00 | 3 Farm 86 .63 | 3,245,000.00 | Taxes Receivable | 1,156,735.47 |
| CETA And Other Public Employment Programs | | 4a Commercial 444 12.59 | 63,908,700.00 | Tax Title Liens | 575,228.30 |
| MUNICIPAL FUNCTIONS TOTAL | 14,483,278.69 | 4b Industrial 76 6.76 | 34,331,900.00 | Foreclosed Property | 2,222,397.72 |
| CAPITAL IMPROVEMENTS *MEMO* | 50,000.00 | 4c Apartments 80 6.27 | 31,855,200.00 | Emergencies & Other Deferred Charges | 601,247.00 |
| DEBT SERVICE | | Total 17246 | 507,756,300.00 | State and Federal Aid Receivable | 729,601.58 |
| Principal Payments | 440,000.00 | Land Area 24.40 Sq. Miles | | Other Receivables | 206,250.41 |
| Interest Payments | 494,737.26 | Net Valuation Taxable-Municipal | 517,821,872 | Total | 14,447,548.96 |
| DEFERRED CHARGES | 345,396.88 | Net Valuation Taxable-County | 795,922,553 | LIABILITIES, RESERVES, AND SURPLUS | |
| SCHOOL, COUNTY, SPECIAL DISTRICT TAXES | 17,794,339.51 | State Equalized Valuation | 853,803,067 | Cash Liabilities | 8,430,456.23 |
| RESERVE FOR UNCOLLECTED TAXES | 1,513,000.00 | State Equalization Ratio | 60.18 | Reserves for Receivables | 4,160,611.90 |
| EXPENDITURES TOTAL | 35,070,752.34 | | | Surplus Dec. 31, 1985 | 1,856,480.83 |

1017
 Population 1980 **4,044**
 Population 1985 **3,926**
 S & P Rating
 Moody Rating

General Tax Rate Per \$100.
3.72
 State Equalized Tax Rate
1.89

LAMBERTVILLE CITY – HUNTERDON CO.
Form of Government:
Small Municipality Plan C (OMCL 50)
Number of Members on Governing Body – 3

PER CAPITA:
 Gross Debt **48.40**
 Net Debt
 Debt Service
 Total Tax Levy **597.35**
 Municipal Expenditures **301.18**

PER CENT:
 Gross Debt **.19**
 Net Debt
 Tax Levy Collected **88.31**
 Tax Levy Cancelled, Abated or Adjusted

| EXPENDITURES | | REVENUES-REALIZED | | 1985 PROPERTY TAX | |
|---|--------------|--|--|--|--------------|
| GENERAL GOVERNMENT | | | | STATE EQUALIZED TAX RATE ↓ | |
| Governing Body & Public Boards | 9,001.00 | 1985 Property Taxes Collected | | Local District School Taxes | 707,868.00 |
| Municipal Clerk | 15,825.00 | 1985 Payments in Lieu of Taxes | | Regional & Consolidated School Tax | 771,328.57 |
| Financial Administration | 15,000.00 | Delinquent Tax & Lien Collections | | School Taxes in Municipal Budget | |
| Assessment of Taxes | 53,150.00 | Business Personalty Replacement Taxes | | County Taxes | 475,334.49 |
| Collection of Taxes | 16,225.00 | Taxes from Public Utilities | | County Library Taxes | |
| Planning, Housing & Development | 12,520.00 | Other Miscellaneous Tax Revenues | | Local Municipal Purpose Taxes | 217,932.18 |
| Human Resources | 3,000.00 | State Aid Revenues | | Veteran & Senior Citizen Taxes | 55,400.00 |
| Elections | 2,000.00 | Federal Aid Revenues | | Total Taxes for Rate Computation | 2,227,863.24 |
| General Administration (other) | 75,300.00 | State and Local Fiscal Assistance Act Utilized | | Special District Taxes | 120,475.00 |
| JUDICIARY | | Sale of Acquired Property | | Bank Corp. Taxes | 16,815.64 |
| Municipal Courts | 29,175.00 | Other Miscellaneous Revenues | | Added and Omitted Taxes | 35,451.64 |
| PUBLIC SAFETY | | Total | | Total Taxes Levied - ABSTRACT | 2,345,205.52 |
| Fire Protection | 10,880.00 | Prior Years Surplus Appropriated | | Total Taxes Billed | 2,328,389.88 |
| Police Protection | 232,635.00 | REVENUES | | 1985 TAXES COLLECTED | 2,056,110.39 |
| Civil Defense & Disaster Control | 1,500.00 | Reserve For Uncollected Taxes | | 1985 Taxes Cancelled, Abated or Adjusted | |
| Environmental Inspection & Control | 11,220.00 | CAPITAL OUTLAY | | Transfer to Tax Title Liens or Foreclosed | 12,769.66 |
| Other Public Safety | | TOTAL | | Balance Outstanding Dec. 31, 1985 | 259,509.83 |
| PUBLIC WORKS | | | | PRIOR YEARS TAXES OUTSTANDING | |
| Streets and Drainage | 195,545.00 | Public Enterprises | | Balance January 1, 1985 | 321,782.67 |
| Sewers and Sewage Processing | 100.00 | Recreation—Culture | | Collected in 1985 | 252,857.33 |
| Garbage and Trash Disposal | 85,209.00 | Public Works | | Cancelled, Abated or Adjusted 1985 | |
| Public Buildings and Grounds | 12,000.00 | Buildings and Grounds | | Transfers to Tax Title Liens or Foreclosed | |
| Other Public Works | | Library and Education | | Balance December 31, 1985 | 68,925.34 |
| HEALTH and WELFARE | | Conservation | | TAX TITLE LIENS OUTSTANDING | |
| Health Services Except Environmental | 700.00 | All Other | | Balance January 1, 1985 | 95,727.68 |
| Welfare-Public Assistance | 4,050.00 | CAPITAL DEBT AUTHORIZED, DECEMBER 31, 1985 | | Transfer From Taxes | 12,769.66 |
| Hospitals, Clinics, First Aid | | ISSUED AND UNISSUED | | Redeemed in 1985 | 10,480.57 |
| Animal, Insect, & Rodent Control | 100.00 | GROSS DEBT | | Cancelled, Abated or Adjusted (1985) | |
| Other Welfare Services | | NET DEBT | | Transfers to Foreclosed Property | |
| RECREATION and CONSERVATION | | SCHOOL | | Balance December 31, 1985 | 98,016.77 |
| Beaches and Boardwalks | | Self-liquidating | | PROPERTY ACQUIRED BY DEED OR | |
| Parks, Playgrounds, Shade Trees | 370.00 | Other | | FORECLOSURE | |
| Land Reclamation & Conservation | | Total | | Balance January 1, 1985 | 1,925.00 |
| Other Recreational Services | 3,000.00 | ISSUED AND OUTSTANDING | | Transfers From Taxes or Liens | |
| EDUCATION (excluding schools) | | SCHOOL | | Sale for Cash (1985) | |
| Libraries | 19,200.00 | Self-Liquidating | | Cancelled, Abated or Adjusted (1985) | |
| Other Educational Services | | Other | | Balance December 31, 1985 | 1,925.00 |
| STATUTORY EXPENDITURES | | Total | | CURRENT FINANCES DECEMBER 31, 1985 | |
| Pensions & F. I. C. A. | 47,000.00 | EQUALIZED VALUATION BASIS | | ASSETS | |
| Employee Fringe Benefits | 18,000.00 | FOR NET DEBT COMPUTATION | | Cash Dec. 31, 1985 | 570,376.82 |
| Other Statutory Expenditures | 2,500.00 | REAL PROPERTY VALUATIONS | | Taxes Receivable | 328,435.17 |
| CETA And Other Public Employment Programs | | Code Class # of Parcels % VAL'N | | Tax Title Liens | 98,016.77 |
| MUNICIPAL FUNCTIONS | | ASSESSED VALUATION | | Foreclosed Property | 1,925.00 |
| CAPITAL IMPROVEMENTS | 10,000.00 | 1 Vacant Land 249 2.42 | | Emergencies & Other Deferred Charges | 60,250.00 |
| DEBT SERVICE | | 2 Residential 1250 73.22 | | State and Federal Aid Receivable | 4,568.88 |
| Principal Payments | | 3 Farm 7 .02 | | Other Receivables | 24,155.24 |
| Interest Payments | | 4a Commercial 166 18.70 | | Total | 1,087,727.88 |
| DEFERRED CHARGES | | 4b Industrial 13 2.79 | | LIABILITIES, RESERVES, AND SURPLUS | |
| SCHOOL, COUNTY, SPECIAL DISTRICT TAXES | 2,075,006.06 | 4c Apartments 15 2.84 | | Cash Liabilities | 281,188.44 |
| RESERVE FOR UNCOLLECTED TAXES | 307,225.69 | Total 1700 | | Reserves for Receivables | 452,532.18 |
| EXPENDITURES | 3,257,436.75 | Land Area 1.10 Sq. Miles | | Surplus Dec. 31, 1985 | 354,007.26 |
| TOTAL | | Net Valuation Taxable-Municipal | | Total | 1,087,727.88 |
| | | Net Valuation Taxable-County | | | |
| | | State Equalized Valuation | | | |
| | | State Equalization Ratio | | | |

0420
 Population 1980 **2,249**
 Population 1985 **2,222**
 S & P Rating
 Moody Rating

General Tax Rate Per \$100.

2.90
 State Equalized Tax Rate
2.99

LAUREL SPRINGS BORO. - CAMDEN CO.

Form of Government:

Borough Council

Number of Members on Governing Body - 6

PER CAPITA:

Gross Debt **91.19**
 Net Debt **91.19**
 Debt Service **7.61**
 Total Tax Levy **697.54**
 Municipal Expenditures **342.26**

PER CENT:

Gross Debt **.51**
 Net Debt **.51**
 Tax Levy Collected **97.38**
 Tax Levy Cancelled, Abated or Adjusted

| EXPENDITURES | | REVENUES-REALIZED | | 1985 PROPERTY TAX | |
|---|---------------------|---|----------------------|---|---------------------------------|
| GENERAL GOVERNMENT | | | | STATE EQUALIZED TAX RATE | |
| Governing Body & Public Boards | | 1985 Property Taxes Collected | 1,509,318.59 | Local District School Taxes 1.29 | 668,361.50 |
| Municipal Clerk | | 1985 Payments in Lieu of Taxes | | Regional & Consolidated School Tax | |
| Financial Administration | 18,080.00 | Delinquent Tax & Lien Collections | 45,234.10 | School Taxes in Municipal Budget | |
| Assessment of Taxes | 4,500.00 | Business Personalty Replacement Taxes | 10,870.84 | County Taxes | 1.08 559,302.88 |
| Collection of Taxes | 9,930.00 | Taxes from Public Utilities | 159,826.77 | County Library Taxes | .03 13,224.26 |
| Planning, Housing & Development | 3,555.00 | Other Miscellaneous Tax Revenues | | Local Municipal Purpose Taxes | .59 306,000.00 |
| Human Resources | | State Aid Revenues | 56,674.59 | Veteran & Senior Citizen Taxes | 29,400.00 |
| Elections | | Federal Aid Revenues | | Total Taxes for Rate Computation | 2.99 1,576,288.64 |
| General Administration (other) | 122,039.45 | State and Local Fiscal Assistance Act Utilized | 251.42 | Special District Taxes | |
| JUDICIARY | | Sale of Acquired Property | | Bank Corp. Taxes | |
| Municipal Courts | 23,450.00 | Other Miscellaneous Revenues | 87,164.58 | Added and Omitted Taxes | 3,053.00 |
| PUBLIC SAFETY | | Total | 1,869,340.89 | Total Taxes Levied - ABSTRACT | 1,549,941.64 |
| Fire Protection | 22,367.55 | Prior Years Surplus Appropriated | 175,000.00 | Total Taxes Billed | 1,549,941.64 |
| Police Protection | 89,640.00 | REVENUES | 2,044,340.89 | 1985 TAXES COLLECTED | 1,509,318.59 |
| Civil Defense & Disaster Control | 2,000.00 | Reserve For Uncollected Taxes | 116,871.54 | 1985 Taxes Cancelled, Abated or Adjusted | |
| Environmental Inspection & Control | 7,825.00 | | | Transfer to Tax Title Liens or Foreclosed | |
| Other Public Safety | | CAPITAL OUTLAY | 116,511.36 | Balance Outstanding Dec. 31, 1985 | 40,623.05 |
| PUBLIC WORKS | | Total | | PRIOR YEARS TAXES OUTSTANDING | |
| Streets and Drainage | 130,830.00 | Public Enterprises | | Balance January 1, 1985 | 48,260.62 |
| Sewers and Sewage Processing | 133.00 | Recreation—Culture | | Collected in 1985 | 45,234.10 |
| Garbage and Trash Disposal | 71,238.46 | Public Works | | Cancelled, Abated or Adjusted 1985 | |
| Public Buildings and Grounds | 22,499.13 | Buildings and Grounds | 66,511.36 | Transfers to Tax Title Liens or Foreclosed | |
| Other Public Works | 12,500.00 | Library and Education | | Balance December 31, 1985 | 3,026.52 |
| HEALTH and WELFARE | | Conservation | 50,000.00 | TAX TITLE LIENS OUTSTANDING | |
| Health Services Except Environmental | 1,615.00 | All Other | | Balance January 1, 1985 | |
| Welfare-Public Assistance | 3,900.00 | | | Transfer From Taxes | |
| Hospitals, Clinics, First Aid | | CAPITAL DEBT AUTHORIZED, DECEMBER 31, 1985 | | Redeemed in 1985 | |
| Animal, Insect, & Rodent Control | | ISSUED AND UNISSUED | | Cancelled, Abated or Adjusted (1985) | |
| Other Welfare Services | | School | | Transfers to Foreclosed Property | |
| RECREATION and CONSERVATION | | Self-Liquidating | | Balance December 31, 1985 | |
| Beaches and Boardwalks | | Other | 202,632 | PROPERTY ACQUIRED BY DEED OR FORECLOSURE | |
| Parks, Playgrounds, Shade Trees | 1,500.00 | Total | 202,632 | Balance January 1, 1985 | 551.00 |
| Land Reclamation & Conservation | | | | Transfers From Taxes or Liens | |
| Other Recreational Services | 3,525.87 | ISSUED AND OUTSTANDING | | Sale for Cash (1985) | |
| EDUCATION (excluding schools) | | School | | Cancelled, Abated or Adjusted (1985) | |
| Libraries | | Self-Liquidating | | Balance December 31, 1985 | 551.00 |
| Other Educational Services | | Other | 192,000.00 | CURRENT FINANCES DECEMBER 31, 1985 | |
| STATUTORY EXPENDITURES | | Total | 192,000.00 | ASSETS | |
| Pensions & F. I. C. A. | 26,800.00 | EQUALIZED VALUATION BASIS | | Cash Dec. 31, 1985 | 560,673.25 |
| Employee Fringe Benefits | | FOR NET DEBT COMPUTATION | 39,607,154 | Taxes Receivable | 43,649.57 |
| Other Statutory Expenditures | 1,000.00 | REAL PROPERTY VALUATIONS | | Tax Title Liens | |
| CETA And Other Public Employment Programs | | Code Class # of Parcels % VAL'N | | Foreclosed Property | 551.00 |
| MUNICIPAL FUNCTIONS | | 1 Vacant Land 24 .96 | 420,800.00 | Emergencies & Other Deferred Charges | 15,000.00 |
| CAPITAL IMPROVEMENTS | *MEMO* | 2 Residential 597 76.73 | 33,674,050.00 | State and Federal Aid Receivable | |
| DEBT SERVICE | | 3 Farm 1 .06 | 27,700.00 | Other Receivables | 2,459.76 |
| Principal Payments | 15,000.00 | 4a Commercial 32 17.84 | 7,831,400.00 | Total | 622,333.58 |
| Interest Payments | 1,900.00 | 4b Industrial | | LIABILITIES, RESERVES, AND SURPLUS | |
| | | 4c Apartments 5 4.41 | 1,933,600.00 | Cash Liabilities | 237,572.26 |
| DEFERRED CHARGES | 47,800.00 | Total | 43,887,550.00 | Reserves for Receivables | 46,660.33 |
| SCHOOL, COUNTY, SPECIAL DISTRICT TAXES | 1,240,888.64 | Land Area .45 Sq. Miles | 53,313,270 | Surplus Dec. 31, 1985 | 338,100.99 |
| RESERVE FOR UNCOLLECTED TAXES | 116,871.54 | Net Valuation Taxable-Municipal | 48,596,821 | Total | 622,333.58 |
| EXPENDITURES | 2,001,388.64 | Net Valuation Taxable-County | 51,931,822 | | |
| | | State Equalized Valuation | 103.25 | | |
| | | State Equalization Ratio | | | |

1515
Population 1980 2,072
Population 1985 2,185
S & P Rating B88+
Moody Rating

General Tax Rate Per \$100. 1.04
State Equalized Tax Rate 1.08

LAVALLETTE BOROUGH - OCEAN COUNTY
Form of Government:
Borough Council
Number of Members on Governing Body - 6

PER CAPITA:
Gross Debt 2,370.69
Net Debt 991.13
Debt Service 89.90
Total Tax Levy 1,759.09
Municipal Expenditures 1,075.70

PER CENT:
Gross Debt 1.72
Net Debt .72
Tax Levy Collected 97.30
Tax Levy Cancelled, Abated or Adjusted

| EXPENDITURES | | REVENUES-REALIZED | | 1985 PROPERTY TAX | |
|--|--------------|---|----------------|---|----------------|
| GENERAL GOVERNMENT | | | | STATE EQUALIZED TAX RATE → 1.08 | |
| Governing Body & Public Boards | 31,450.00 | 1985 Property Taxes Collected | 3,731,464.27 | Local District School Taxes | 1,087,002.00 |
| Municipal Clerk | 22,900.00 | 1985 Payments in Lieu of Taxes | | Regional & Consolidated School Tax | |
| Financial Administration | 30,500.00 | Delinquent Tax & Lien Collections | 97,575.95 | School Taxes in Municipal Budget | |
| Assessment of Taxes | 6,100.00 | Business Personalty Replacement Taxes | 10,779.56 | County Taxes | * 1,384,345.61 |
| Collection of Taxes | 19,770.25 | Taxes from Public Utilities | 146,295.00 | County Library Taxes | 89,777.81 |
| Planning, Housing & Development | 9,700.00 | Other Miscellaneous Tax Revenues | | Local Municipal Purpose Taxes | 1,253,500.00 |
| Human Resources | 12,103.69 | State Aid Revenues | 24,600.29 | Veteran & Senior Citizen Taxes | 47,850.00 |
| Elections | 650.00 | Federal Aid Revenues | | Total Taxes for Rate Computation | 3,862,475.42 |
| General Administration (other) | 251,250.00 | State and Local Fiscal Assistance Act Utilized | 51,127.00 | Special District Taxes | |
| JUDICIARY | | Sale of Acquired Property | | Bank Corp. Taxes | 8,424.30 |
| Municipal Courts | 33,800.00 | Other Miscellaneous Revenues | 640,009.30 | Added and Omitted Taxes | 20,570.93 |
| PUBLIC SAFETY | | Total | 4,701,851.37 | Total Taxes Levied - ABSTRACT | 3,843,620.65 |
| Fire Protection | 54,050.00 | Prior Years Surplus Appropriated | 275,000.00 | Total Taxes Billed | 3,835,106.35 |
| Police Protection | 491,827.71 | REVENUES TOTAL | 4,976,851.37 | 1985 TAXES COLLECTED | 3,731,464.27 |
| Civil Defense & Disaster Control | 2,500.00 | Reserve For Uncollected Taxes | 186,879.63 | 1985 Taxes Cancelled, Abated or Adjusted | |
| Environmental Inspection & Control | 16,630.00 | CAPITAL OUTLAY TOTAL | 278,584.48 | Transfer to Tax Title Liens or Foreclosed Balance Outstanding Dec. 31, 1985 | 103,642.08 |
| Other Public Safety | | | | PRIOR YEARS TAXES OUTSTANDING | |
| PUBLIC WORKS | | | | Balance January 1, 1985 | 97,575.95 |
| Streets and Drainage | 54,929.75 | Public Enterprises | 61,082.87 | Collected in 1985 | 97,575.95 |
| Sewers and Sewage Processing | | Recreation—Culture | 1,867.00 | Cancelled, Abated or Adjusted 1985 | |
| Garbage and Trash Disposal | 101,760.70 | Public Works | 214,882.45 | Transfers to Tax Title Liens or Foreclosed Balance December 31, 1985 | |
| Public Buildings and Grounds | 38,600.00 | Buildings and Grounds | 752.16 | TAX TITLE LIENS OUTSTANDING | |
| Other Public Works | 330,939.30 | Library and Education | | Balance January 1, 1985 | |
| HEALTH and WELFARE | | Conservation | | Transfer From Taxes | |
| Health Services Except Environmental | 2,325.00 | All Other | | Redeemed in 1985 | |
| Welfare-Public Assistance | 950.00 | CAPITAL DEBT AUTHORIZED, DECEMBER 31, 1985 | | Cancelled, Abated or Adjusted (1985) | |
| Hospitals, Clinics, First Aid | | ISSUED AND UNISSUED GROSS DEBT NET DEBT | | Transfers to Foreclosed Property | |
| Animal, Insect, & Rodent Control | 2,600.00 | School 1,300,000 | 515,641 | Balance December 31, 1985 | |
| Other Welfare Services | | Self-liquidating 1,346,000 | 649,971 | PROPERTY ACQUIRED BY DEED OR FORECLOSURE | |
| RECREATION and CONSERVATION | | Other 2,533,962 | 2,165,612 | Balance January 1, 1985 | |
| Beaches and Boardwalks | 190,250.00 | Total 5,179,962 | | Transfers From Taxes or Liens | |
| Parks, Playgrounds, Shade Trees | 15,500.00 | ISSUED AND OUTSTANDING | | Sale for Cash (1985) | |
| Land Reclamation & Conservation | 14,000.00 | School 1,300,000.00 | | Cancelled, Abated or Adjusted (1985) | |
| Other Recreational Services | 35,800.00 | Self-Liquidating 1,346,000.00 | | Balance December 31, 1985 | |
| EDUCATION (excluding schools) | | Other 2,140,000.00 | | CURRENT FINANCES DECEMBER 31, 1985 | |
| Libraries | | Total 4,786,000.00 | | ASSETS | |
| Other Educational Services | | EQUALIZED VALUATION BASIS FOR NET DEBT COMPUTATION | 300,871,628 | Cash Dec. 31, 1985 | 2,250,595.06 |
| STATUTORY EXPENDITURES | | REAL PROPERTY VALUATIONS | | Taxes Receivable | 103,642.08 |
| Pensions & F. I. C. A. | 120,900.00 | Code Class # of Parcels % VAL'N | | Tax Title Liens | |
| Employee Fringe Benefits | 56,500.00 | 1 Vacant Land 145 3.87 | 14,135,600.00 | Foreclosed Property | |
| Other Statutory Expenditures | 4,000.00 | 2 Residential 2332 91.07 | 332,458,000.00 | Emergencies & Other Deferred Charges | 56,000.00 |
| CETA And Other Public Employment Programs | | 3 Farm | | State and Federal Aid Receivable | 2,536.41 |
| MUNICIPAL FUNCTIONS TOTAL | 1,952,286.40 | 4a Commercial 66 4.27 | 15,575,200.00 | Other Receivables | 6,147.86 |
| CAPITAL IMPROVEMENTS *MEMO* | 17,000.00 | 4b Industrial | | Total | 2,418,921.41 |
| DEBT SERVICE | | 4c Apartments 10 .79 | 2,894,300.00 | LIABILITIES, RESERVES, AND SURPLUS | |
| Principal Payments | 117,900.00 | Total 2553 | 365,063,100.00 | Cash Liabilities | 1,920,062.75 |
| Interest Payments | 78,530.00 | Land Area .65 Sq. Miles | | Reserves for Receivables | 109,789.94 |
| DEFERRED CHARGES | 14,817.37 | Net Valuation Taxable-Municipal | 367,938,834 | Surplus Dec. 31, 1985 | 389,068.72 |
| SCHOOL, COUNTY, SPECIAL DISTRICT TAXES | 2,561,125.42 | Net Valuation Taxable-County | 304,872,591 | Total | 2,418,921.41 |
| RESERVE FOR UNCOLLECTED TAXES | 186,879.63 | State Equalized Valuation | 354,709,870 | | |
| EXPENDITURES TOTAL | 4,911,538.82 | State Equalization Ratio | 103.76 | | |

0421
Population 1980 3,042
Population 1985 3,027
S & P Rating
Moody Rating

General Tax Rate Per \$100. 4.58
State Equalized Tax Rate 3.09

LAWNSIDE BOROUGH - CAMDEN COUNTY
Form of Government:
Borough Council
Number of Members on Governing Body - 6

PER CAPITA:
Gross Debt 473.81
Net Debt 156.43
Debt Service 30.98
Total Tax Levy 608.49
Municipal Expenditures 442.31
PER CENT:
Gross Debt 2.68
Net Debt .88
Tax Levy Collected 91.89
Tax Levy Cancelled, Abated or Adjusted .87

| EXPENDITURES | | REVENUES-REALIZED | | 1985 PROPERTY TAX | |
|--|---------------|---|-----------------|--|-------------------|
| GENERAL GOVERNMENT | | | | STATE EQUALIZED TAX RATE → | |
| Governing Body & Public Boards | | 1985 Property Taxes Collected | 1,689,249.41 | Local District School Taxes | 1.59 943,780.72 |
| Municipal Clerk | | 1985 Payments in Lieu of Taxes | | Regional & Consolidated School Tax | |
| Financial Administration | 27,276.00 | Delinquent Tax & Lien Collections | 128,633.34 | School Taxes in Municipal Budget | |
| Assessment of Taxes | 7,367.00 | Business Personalty Replacement Taxes | 43,644.40 | County Taxes | 1.05 626,207.51 |
| Collection of Taxes | 42,890.00 | Taxes from Public Utilities | 420,611.00 | County Library Taxes | .02 14,734.74 |
| Planning, Housing & Development | 2,831.00 | Other Miscellaneous Tax Revenues | | Local Municipal Purpose Taxes | .42 251,209.58 |
| Human Resources | | State Aid Revenues | 249,617.18 | Veteran & Senior Citizen Taxes | |
| Elections | 3,727.00 | Federal Aid Revenues | | Total Taxes for Rate Computation | 3.08 1,869,782.55 |
| General Administration (other) | 248,766.00 | State and Local Fiscal Assistance Act Utilized | 12,289.00 | Special District Taxes | |
| JUDICIARY | | Sale of Acquired Property | 154,859.73 | Bank Corp. Taxes | 3,894.62 |
| Municipal Courts | 23,875.00 | Other Miscellaneous Revenues | 2,698,904.06 | Added and Omitted Taxes | 2,064.19 |
| PUBLIC SAFETY | | Total | 2,698,904.06 | Total Taxes Levied - ABSTRACT | 1,841,891.36 |
| Fire Protection | 31,022.00 | Prior Years Surplus Appropriated | 300,000.00 | Total Taxes Billed | 1,838,382.14 |
| Police Protection | 240,929.00 | REVENUES | 2,998,904.06 | 1985 TAXES COLLECTED | 1,689,249.41 |
| Civil Defense & Disaster Control | 200.00 | Reserve For Uncollected Taxes | 151,210.15 | 1985 Taxes Cancelled, Abated or Adjusted | 16,016.00 |
| Environmental Inspection & Control | 14,628.00 | | | Transfer to Tax Title Liens or Foreclosed | 26,865.27 |
| Other Public Safety | | CAPITAL OUTLAY | 3,220.74 | Balance Outstanding Dec. 31, 1985 | 106,251.46 |
| PUBLIC WORKS | | TOTAL | | PRIOR YEARS TAXES OUTSTANDING | |
| Streets and Drainage | 158,205.00 | Public Enterprises | | Balance January 1, 1985 | 108,984.06 |
| Sewers and Sewage Processing | | Recreation—Culture | | Collected in 1985 | 91,114.85 |
| Garbage and Trash Disposal | 90,890.00 | Public Works | 2,750.00 | Cancelled, Abated or Adjusted 1985 | |
| Public Buildings and Grounds | 40,600.00 | Buildings and Grounds | 470.74 | Transfers to Tax Title Liens or Foreclosed | 13,028.62 |
| Other Public Works | 53,068.00 | Library and Education | | Balance December 31, 1985 | 4,840.59 |
| HEALTH and WELFARE | | Conservation | | TAX TITLE LIENS OUTSTANDING | |
| Health Services Except Environmental | 2,468.00 | All Other | | Balance January 1, 1985 | 93,649.82 |
| Welfare-Public Assistance | 9,327.00 | | | Transfer From Taxes | 42,054.34 |
| Hospitals, Clinics, First Aid | | CAPITAL DEBT AUTHORIZED, DECEMBER 31, 1985 | | Redeemed in 1985 | 37,518.49 |
| Animal, Insect, & Rodent Control | 1,500.00 | ISSUED AND UNISSUED | | Cancelled, Abated or Adjusted (1985) | |
| Other Welfare Services | | GROSS DEBT | | Transfers to Foreclosed Property | |
| RECREATION and CONSERVATION | | School | 650,000 | Balance December 31, 1985 | 98,185.67 |
| Beaches and Boardwalks | | Self-Liquidating | 363,750 | PROPERTY ACQUIRED BY DEED OR | |
| Parks, Playgrounds, Shade Trees | 23,741.00 | Other | 420,481 | FORECLOSURE | |
| Land Reclamation & Conservation | | Total | 1,434,231 | Balance January 1, 1985 | 394,940.00 |
| Other Recreational Services | 5,700.00 | ISSUED AND OUTSTANDING | | Transfers From Taxes or Liens | |
| EDUCATION (excluding schools) | | School | 650,000.00 | Sale for Cash (1985) | |
| Libraries | | Self-Liquidating | 363,750.00 | Cancelled, Abated or Adjusted (1985) | |
| Other Educational Services | | Other | 356,000.00 | Balance December 31, 1985 | 394,940.00 |
| STATUTORY EXPENDITURES | | Total | 1,369,750.00 | CURRENT FINANCES DECEMBER 31, 1985 | |
| Pensions & F. I. C. A. | 53,913.87 | EQUALIZED VALUATION BASIS | | ASSETS | |
| Employee Fringe Benefits | | FOR NET DEBT COMPUTATION | | Cash Dec. 31, 1985 | 483,667.81 |
| Other Statutory Expenditures | 2,500.00 | REAL PROPERTY VALUATIONS | | Taxes Receivable | 111,092.05 |
| CETA And Other Public Employment Programs | | Code Class # of Parcels % VAL'N | | Tax Title Liens | 98,185.67 |
| MUNICIPAL FUNCTIONS | | 1 Vacant Land 369 3.12 | 1,243,975.00 | Foreclosed Property | 394,940.00 |
| CAPITAL IMPROVEMENTS | *MEMO* | 2 Residential 894 61.23 | 24,416,425.00 | Emergencies & Other Deferred Charges | |
| DEBT SERVICE | | 3 Farm | | State and Federal Aid Receivable | 931.15 |
| Principal Payments | 66,611.47 | 4a Commercial 43 22.63 | 9,023,733.00 | Other Receivables | 166,326.87 |
| Interest Payments | 27,178.06 | 4b Industrial 5 9.74 | 3,885,750.00 | Total | 1,255,143.55 |
| | | 4c Apartments 5 3.27 | 1,304,600.00 | LIABILITIES, RESERVES, AND SURPLUS | |
| | | Total 1316 | 39,874,483.00 | Cash Liabilities | 302,793.09 |
| DEFERRED CHARGES | | Land Area 1.43 Sq. Miles | | Reserves for Receivables | 652,544.59 |
| SCHOOL, COUNTY, SPECIAL DISTRICT TAXES | 8,461.92 | Net Valuation Taxable-Municipal | 40,129,326 | Surplus Dec. 31, 1985 | 299,805.87 |
| RESERVE FOR UNCOLLECTED TAXES | 151,210.15 | Net Valuation Taxable-County | 54,147,591 | Total | 1,255,143.55 |
| EXPENDITURES | TOTAL | State Equalized Valuation | 59,293,165 | | |
| | 2,923,608.44 | State Equalization Ratio | 67.54 | | |

0608

Population 1980 **2,116**
 Population 1985 **2,306**
 S & P Rating
 Moody Rating **A1**

General Tax Rate Per \$100.

5.36

State Equalized Tax Rate

2.66**LAWRENCE TWP. - CUMBERLAND CO.****Form of Government:****Township Committee****Number of Members on Governing Body - 3**

PER CAPITA:

Gross Debt **134.35**
 Net Debt **134.35**
 Debt Service **5.06**
 Total Tax Levy **575.58**
 Municipal Expenditures **496.73**

PER CENT:

Gross Debt **.73**
 Net Debt **.73**
 Tax Levy Collected **74.32**
 Tax Levy Cancelled, Abated
 or Adjusted

| EXPENDITURES | | REVENUES-REALIZED | | 1985 PROPERTY TAX | |
|---|---------------------|--|--|---|--|
| GENERAL GOVERNMENT | | | | STATE EQUALIZED TAX RATE 1.11 | |
| Governing Body & Public Boards | | | | Local District School Taxes 549,500.00 | |
| Municipal Clerk | | | | Regional & Consolidated School Tax | |
| Financial Administration | 21,100.00 | 1985 Property Taxes Collected 983,181.31 | | School Taxes in Municipal Budget | |
| Assessment of Taxes | 17,563.16 | 1985 Payments in Lieu of Taxes | | County Taxes 1.06 * | |
| Collection of Taxes | 21,932.76 | Delinquent Tax & Lien Collections 235,294.02 | | County Library Taxes | |
| Planning, Housing & Development | 236,082.68 | Business Personalty Replacement Taxes 29,219.28 | | Local Municipal Purpose Taxes .49 | |
| Human Resources | | Taxes from Public Utilities 154,632.00 | | Veteran & Senior Citizen Taxes | |
| Elections | 1,463.75 | Other Miscellaneous Tax Revenues | | Total Taxes for Rate Computation 2.66 | |
| General Administration (other) | 107,859.03 | State Aid Revenues 38,915.05 | | Special District Taxes | |
| JUDICIARY | | Federal Aid Revenues 232,300.00 | | Bank Corp. Taxes | |
| Municipal Courts | 15,279.22 | State and Local Fiscal Assistance Act Utilized | | Added and Omitted Taxes | |
| PUBLIC SAFETY | | Sale of Acquired Property | | Total Taxes Levied - ABSTRACT | |
| Fire Protection | 15,283.94 | Other Miscellaneous Revenues | | Total Taxes Billed | |
| Police Protection | 82,819.50 | Total 85,845.19 | | 1985 TAXES COLLECTED | |
| Civil Defense & Disaster Control | 266.74 | Prior Years Surplus Appropriated 200,000.00 | | 1985 Taxes Cancelled, Abated or Adjusted | |
| Environmental Inspection & Control | 7,778.66 | REVENUES TOTAL 2,011,387.85 | | Transfer to Tax Title Liens or Foreclosed | |
| Other Public Safety | | Reserve For Uncollected Taxes 372,523.75 | | Balance Outstanding Dec. 31, 1985 | |
| PUBLIC WORKS | | CAPITAL OUTLAY TOTAL 53,519.13 | | PRIOR YEARS TAXES OUTSTANDING | |
| Streets and Drainage | 77,900.20 | Public Enterprises | | Balance January 1, 1985 | |
| Sewers and Sewage Processing | | Recreation—Culture | | Collected in 1985 | |
| Garbage and Trash Disposal | 17,959.83 | Public Works | | Cancelled, Abated or Adjusted 1985 | |
| Public Buildings and Grounds | 31,320.49 | Buildings and Grounds | | Transfers to Tax Title Liens or Foreclosed | |
| Other Public Works | 1,096.00 | Library and Education | | Balance December 31, 1985 | |
| HEALTH and WELFARE | | Conservation | | TAX TITLE LIENS OUTSTANDING | |
| Health Services Except Environmental | 450.00 | All Other | | Balance January 1, 1985 | |
| Welfare-Public Assistance | 12,100.00 | CAPITAL DEBT AUTHORIZED, DECEMBER 31, 1985 | | Transfer From Taxes | |
| Hospitals, Clinics, First Aid | | ISSUED AND UNISSUED GROSS DEBT NET DEBT | | Redeemed in 1985 | |
| Animal, Insect, & Rodent Control | 3,411.56 | School | | Cancelled, Abated or Adjusted (1985) | |
| Other Welfare Services | | Self-liquidating | | Transfers to Foreclosed Property | |
| RECREATION and CONSERVATION | | Other | | Balance December 31, 1985 | |
| Beaches and Boardwalks | | Total | | PROPERTY ACQUIRED BY DEED OR | |
| Parks, Playgrounds, Shade Trees | 1,298.00 | | | FORECLOSURE | |
| Land Reclamation & Conservation | | ISSUED AND OUTSTANDING | | Balance January 1, 1985 | |
| Other Recreational Services | 1,856.78 | School | | Transfers From Taxes or Liens | |
| EDUCATION (excluding schools) | | Self-Liquidating | | Sale for Cash (1985) | |
| Libraries | 4,800.00 | Other | | Cancelled, Abated or Adjusted (1985) | |
| Other Educational Services | | Total | | Balance December 31, 1985 | |
| STATUTORY EXPENDITURES | | EQUALIZED VALUATION BASIS | | CURRENT FINANCES DECEMBER 31, 1985 | |
| Pensions & F. I. C. A. | 16,402.00 | FOR NET DEBT COMPUTATION | | ASSETS | |
| Employee Fringe Benefits | | REAL PROPERTY VALUATIONS | | Cash Dec. 31, 1985 | |
| Other Statutory Expenditures | 3,000.00 | Code Class # of Parcels % VAL'N ASSESSED VALUATION | | Taxes Receivable | |
| CETA And Other Public Employment Programs | | 1 Vacant Land 3870 25.21 5,919,050.00 | | Tax Title Liens | |
| MUNICIPAL FUNCTIONS TOTAL | 699,024.30 | 2 Residential 689 50.08 11,758,084.00 | | Foreclosed Property | |
| CAPITAL IMPROVEMENTS *MEMO* | 66,000.00 | 3 Farm 300 15.65 3,673,940.00 | | Emergencies & Other Deferred Charges | |
| DEBT SERVICE | | 4a Commercial 54 4.91 1,152,825.00 | | State and Federal Aid Receivable | |
| Principal Payments | | 4b Industrial 4 4.15 973,400.00 | | Other Receivables | |
| Interest Payments | 11,658.40 | 4c Apartments | | Total | |
| DEFERRED CHARGES | | Total 4917 23,477,299.00 | | LIABILITIES, RESERVES, AND SURPLUS | |
| SCHOOL, COUNTY, SPECIAL DISTRICT TAXES | 62,256.20 | Land Area 37.35 Sq. Miles | | Cash Liabilities | |
| RESERVE FOR UNCOLLECTED TAXES | 372,523.75 | Net Valuation Taxable-Municipal | | Reserves for Receivables | |
| EXPENDITURES TOTAL | 2,221,102.75 | Net Valuation Taxable-County | | Surplus Dec. 31, 1985 | |
| | | State Equalized Valuation | | Total | |
| | | State Equalization Ratio | | | |

1985/3000

1107
 Population 1980 **19,724**
 Population 1985 **22,804**
 S & P Rating
 Moody Rating

General Tax Rate Per \$100.

State Equalized Tax Rate
4.99
2.06

LAWRENCE TWP. - MERCER CO.

Form of Government:

Council-Manager Plan E (OMCL 50)

Number of Members on Governing Body - 5

PER CAPITA:

Gross Debt **977.49**
 Net Debt **465.34**
 Debt Service **64.57**
 Total Tax Levy **1,034.89**
 Municipal Expenditures **510.47**

PER CENT:

Gross Debt **2.34**
 Net Debt **1.12**
 Tax Levy Collected **96.96**
 Tax Levy Cancelled, Abated or Adjusted **2.22**

| EXPENDITURES | | REVENUES-REALIZED | | 1985 PROPERTY TAX | |
|---|----------------------|--|---------------|---|--------------------|
| GENERAL GOVERNMENT | | | | STATE EQUALIZED TAX RATE | |
| Governing Body & Public Boards | 29,310.00 | 1985 Property Taxes Collected | 22,836,841.95 | Local District School Taxes | 1.03 11,329,320.00 |
| Municipal Clerk | 63,630.00 | 1985 Payments in Lieu of Taxes | 136,318.20 | Regional & Consolidated School Tax | |
| Financial Administration | 172,667.00 | Delinquent Tax & Lien Collections | 847,703.79 | School Taxes in Municipal Budget | |
| Assessment of Taxes | 69,004.00 | Business Personalty Replacement Taxes | 596,204.04 | County Taxes | .65 7,177,007.24 |
| Collection of Taxes | 95,416.00 | Taxes from Public Utilities | 2,344,920.00 | County Library Taxes | .08 840,902.56 |
| Planning, Housing & Development | 395,868.79 | Other Miscellaneous Tax Revenues | | Local Municipal Purpose Taxes | .31 3,400,114.87 |
| Human Resources | 25,217.00 | State Aid Revenues | 246,252.73 | Veteran & Senior Citizen Taxes | |
| Elections | 6,975.00 | Federal Aid Revenues | | Total Taxes for Rate Computation | 2.07 22,924,994.67 |
| General Administration (other) | 977,397.37 | State and Local Fiscal Assistance Act Utilized | 212,617.23 | Special District Taxes | |
| JUDICIARY | | Sale of Acquired Property | | Bank Corp. Taxes | 47,357.87 |
| Municipal Courts | 115,003.51 | Other Miscellaneous Revenues | 3,942,713.12 | Added and Omitted Taxes | 804,884.03 |
| PUBLIC SAFETY | | Total | 31,163,571.06 | Total Taxes Levied - ABSTRACT | 23,599,586.57 |
| Fire Protection | 320,066.00 | Prior Years Surplus Appropriated | 700,000.00 | Total Taxes Billed | 23,552,228.70 |
| Police Protection | 2,038,541.62 | REVENUES | 31,863,571.06 | 1985 TAXES COLLECTED | 22,836,841.95 |
| Civil Defense & Disaster Control | 11,400.00 | Reserve For Uncollected Taxes | 763,601.90 | 1985 Taxes Cancelled, Abated or Adjusted | 52,206.26 |
| Environmental Inspection & Control | 161,673.00 | | | Transfer to Tax Title Liens or Foreclosed | 9,878.19 |
| Other Public Safety | | | | Balance Outstanding Dec. 31, 1985 | 653,302.30 |
| PUBLIC WORKS | | CAPITAL OUTLAY | TOTAL | | |
| Streets and Drainage | 930,299.00 | Public Enterprises | | PRIOR YEARS TAXES OUTSTANDING | |
| Sewers and Sewage Processing | 1,843,285.15 | Recreation—Culture | 494.41 | Balance January 1, 1985 | 1,500,722.04 |
| Garbage and Trash Disposal | 616,709.48 | Public Works | 1,020,624.19 | Collected in 1985 | 847,078.66 |
| Public Buildings and Grounds | 38,161.54 | Buildings and Grounds | 241,918.01 | Cancelled, Abated or Adjusted 1985 | 617,066.53 |
| Other Public Works | 78,930.00 | Library and Education | | Transfers to Tax Title Liens or Foreclosed | |
| HEALTH and WELFARE | | Conservation | | Balance December 31, 1985 | 36,576.85 |
| Health Services Except Environmental | 170,898.00 | All Other | | TAX TITLE LIENS OUTSTANDING | |
| Welfare-Public Assistance | 58,315.00 | | | Balance January 1, 1985 | 74,285.63 |
| Hospitals, Clinics, First Aid | | | | Transfer From Taxes | 9,878.19 |
| Animal, Insect, & Rodent Control | 8,275.00 | | | Redeemed in 1985 | 625.13 |
| Other Welfare Services | | | | Cancelled, Abated or Adjusted (1985) | |
| RECREATION and CONSERVATION | | | | Transfers to Foreclosed Property | |
| Beaches and Boardwalks | | | | Balance December 31, 1985 | 83,538.69 |
| Parks, Playgrounds, Shade Trees | 242,603.84 | | | PROPERTY ACQUIRED BY DEED OR FORECLOSURE | |
| Land Reclamation & Conservation | 375.00 | | | Balance January 1, 1985 | 12,110.00 |
| Other Recreational Services | 131,088.00 | | | Transfers From Taxes or Liens | |
| EDUCATION (excluding schools) | | | | Sale for Cash (1985) | |
| Libraries | | | | Cancelled, Abated or Adjusted (1985) | |
| Other Educational Services | 2,625.00 | | | Balance December 31, 1985 | 12,110.00 |
| STATUTORY EXPENDITURES | | | | CURRENT FINANCES DECEMBER 31, 1985 | |
| Pensions & F. I. C. A. | 527,810.31 | | | ASSETS | |
| Employee Fringe Benefits | 234,500.00 | | | Cash Dec. 31, 1985 | 2,961,680.16 |
| Other Statutory Expenditures | | | | Taxes Receivable | 689,879.15 |
| CETA And Other Public Employment Programs | | | | Tax Title Liens | 83,538.69 |
| MUNICIPAL FUNCTIONS | | | | Foreclosed Property | 12,110.00 |
| TOTAL | 9,366,044.61 | | | Emergencies & Other Deferred Charges | 33,130.00 |
| CAPITAL IMPROVEMENTS | *MEMO* | | | State and Federal Aid Receivable | 25,217.00 |
| DEBT SERVICE | | | | Other Receivables | 277,610.23 |
| Principal Payments | 835,000.00 | | | Total | 4,083,165.23 |
| Interest Payments | 637,476.78 | | | LIABILITIES, RESERVES, AND SURPLUS | |
| | | | | Cash Liabilities | 1,162,084.21 |
| DEFERRED CHARGES | 38,597.98 | | | Reserves for Receivables | 1,063,138.07 |
| SCHOOL, COUNTY, SPECIAL DISTRICT TAXES | 19,347,229.80 | | | Surplus Dec. 31, 1985 | 1,857,942.95 |
| RESERVE FOR UNCOLLECTED TAXES | 763,601.90 | | | Total | 4,083,165.23 |
| EXPENDITURES | TOTAL | | | | |
| | 30,987,951.07 | | | | |

1018
Population 1980
Population 1985
S & P Rating
Moody Rating

820
906

General Tax Rate Per \$100.

1.94
State Equalized Tax Rate
2.07

LEBANON BOROUGH - HUNTERDON CO.

Form of Government:

Borough Council

Number of Members on Governing Body - 6

PER CAPITA:

Gross Debt 835.46
Net Debt 121.96
Debt Service 122.85
Total Tax Levy 1,158.38
Municipal Expenditures 421.38

PER CENT:

Gross Debt 2.52
Net Debt .37
Tax Levy Collected 88.26
Tax Levy Cancelled, Abated or Adjusted

| EXPENDITURES | | REVENUES-REALIZED | | 1985 PROPERTY TAX | |
|---|--------------|--|--|--|--------------|
| GENERAL GOVERNMENT | | | | STATE EQUALIZED TAX RATE → | |
| Governing Body & Public Boards | | 1985 Property Taxes Collected | | Local District School Taxes | 1.00 |
| Municipal Clerk | | 1985 Payments in Lieu of Taxes | | Regional & Consolidated School Tax | .53 |
| Financial Administration | 4,000.00 | Delinquent Tax & Lien Collections | | School Taxes in Municipal Budget | |
| Assessment of Taxes | 14,500.00 | Business Personalty Replacement Taxes | | County Taxes | .42 |
| Collection of Taxes | 3,400.00 | Taxes from Public Utilities | | County Library Taxes | .03 |
| Planning, Housing & Development | 3,331.00 | Other Miscellaneous Tax Revenues | | Local Municipal Purpose Taxes | .10 |
| Human Resources | 1,122.63 | State Aid Revenues | | Veteran & Senior Citizen Taxes | |
| Elections | | Federal Aid Revenues | | Total Taxes for Rate Computation | 2.08 |
| General Administration (other) | 49,283.78 | State and Local Fiscal Assistance Act Utilized | | Special District Taxes | |
| JUDICIARY | | Sale of Acquired Property | | Bank Corp. Taxes | 6,536.88 |
| Municipal Courts | 10,100.00 | Other Miscellaneous Revenues | | Added and Omitted Taxes | 248,099.26 |
| PUBLIC SAFETY | | Total | | Total Taxes Levied - ABSTRACT | 1,049,487.82 |
| Fire Protection | 3,920.00 | Prior Years Surplus Appropriated | | Total Taxes Billed | 1,043,905.45 |
| Police Protection | 37,400.00 | REVENUES TOTAL | | 1985 TAXES COLLECTED | 921,305.52 |
| Civil Defense & Disaster Control | | Reserve For Uncollected Taxes | | 1985 Taxes Cancelled, Abated or Adjusted | |
| Environmental Inspection & Control | | CAPITAL OUTLAY TOTAL | | Transfer to Tax Title Liens or Foreclosed | 4,153.54 |
| Other Public Safety | | | | Balance Outstanding Dec. 31, 1985 | 118,446.39 |
| PUBLIC WORKS | | | | PRIOR YEARS TAXES OUTSTANDING | |
| Streets and Drainage | 15,849.28 | Public Enterprises | | Balance January 1, 1985 | 39,739.31 |
| Sewers and Sewage Processing | 880.00 | Recreation—Culture | | Collected in 1985 | 34,900.53 |
| Garbage and Trash Disposal | 17,850.00 | Public Works | | Cancelled, Abated or Adjusted 1985 | 724.97 |
| Public Buildings and Grounds | 2,500.00 | Buildings and Grounds | | Transfers to Tax Title Liens or Foreclosed | 1,760.22 |
| Other Public Works | 3,987.94 | Library and Education | | Balance December 31, 1985 | 2,353.59 |
| HEALTH and WELFARE | | Conservation | | TAX TITLE LIENS OUTSTANDING | |
| Health Services Except Environmental | 100.00 | All Other | | Balance January 1, 1985 | 7,444.93 |
| Welfare-Public Assistance | 200.00 | CAPITAL DEBT AUTHORIZED, DECEMBER 31, 1985 | | Transfer From Taxes | 6,183.95 |
| Hospitals, Clinics, First Aid | | ISSUED AND UNISSUED GROSS DEBT | | Redeemed in 1985 | 6,607.09 |
| Animal, Insect, & Rodent Control | | NET DEBT | | Cancelled, Abated or Adjusted (1985) | |
| Other Welfare Services | | | | Transfers to Foreclosed Property | |
| RECREATION and CONSERVATION | | SCHOOL | | Balance December 31, 1985 | 7,021.79 |
| Beaches and Boardwalks | | Self-Liquidating | | PROPERTY ACQUIRED BY DEED OR | |
| Parks, Playgrounds, Shade Trees | | Other | | FORECLOSURE | |
| Land Reclamation & Conservation | | Total | | Balance January 1, 1985 | |
| Other Recreational Services | 4,950.00 | ISSUED AND OUTSTANDING | | Transfers From Taxes or Liens | |
| EDUCATION (excluding schools) | | SCHOOL | | Sale for Cash (1985) | |
| Libraries | | Self-Liquidating | | Cancelled, Abated or Adjusted (1985) | |
| Other Educational Services | | Other | | Balance December 31, 1985 | |
| STATUTORY EXPENDITURES | | Total | | CURRENT FINANCES DECEMBER 31, 1985 | |
| Pensions & F. I. C. A. | 8,488.00 | EQUALIZED VALUATION BASIS | | ASSETS | |
| Employee Fringe Benefits | | FOR NET DEBT COMPUTATION | | Cash Dec. 31, 1985 | 405,840.36 |
| Other Statutory Expenditures | 500.00 | REAL PROPERTY VALUATIONS | | Taxes Receivable | 120,799.98 |
| CETA And Other Public Employment Programs | | Code Class # of Parcels % VAL'N | | Tax Title Liens | 7,021.79 |
| MUNICIPAL FUNCTIONS TOTAL | 182,362.63 | ASSESSED VALUATION | | Foreclosed Property | |
| CAPITAL IMPROVEMENTS *MEMO* | 18,000.00 | 1 Vacant Land 190 11.42 | | Emergencies & Other Deferred Charges | 13,800.00 |
| DEBT SERVICE | | 2 Residential 229 49.28 | | State and Federal Aid Receivable | |
| Principal Payments | 110,000.00 | 3 Farm 13 1.67 | | Other Receivables | 41,520.51 |
| Interest Payments | 1,303.56 | 4a Commercial 55 30.39 | | Total | 588,982.64 |
| DEFERRED CHARGES | | 4b Industrial 4 7.23 | | LIABILITIES, RESERVES, AND SURPLUS | |
| SCHOOL, COUNTY, SPECIAL DISTRICT TAXES | 20,990.00 | 4c Apartments | | Cash Liabilities | 269,923.56 |
| RESERVE FOR UNCOLLECTED TAXES | 757,465.68 | Total | | Reserves for Receivables | 169,342.28 |
| EXPENDITURES TOTAL | 1,139,238.13 | Land Area 1.23 Sq. Miles | | Surplus Dec. 31, 1985 | 149,716.80 |
| | | Net Valuation Taxable-Municipal | | Total | 588,982.64 |
| | | Net Valuation Taxable-County | | | |
| | | State Equalized Valuation | | | |
| | | State Equalization Ratio | | | |

1019
 Population 1980 **5,459**
 Population 1985 **5,483**
 S & P Rating
 Moody Rating

General Tax Rate Per \$100. **1.55**
 State Equalized Tax Rate **1.33**

LEBANON TOWNSHIP – HUNTERDON CO.
Form of Government:
Township Committee
Number of Members on Governing Body – 3

PER CAPITA:
 Gross Debt **22.33**
 Net Debt
 Debt Service
 Total Tax Levy **479.81**
 Municipal Expenditures **651.76**
 PER CENT:
 Gross Debt **.07**
 Net Debt
 Tax Levy Collected **94.35**
 Tax Levy Cancelled, Abated or Adjusted **.04**

| EXPENDITURES | | REVENUES-REALIZED | | 1985 PROPERTY TAX | |
|---|---------------------|--|-----------------------|--|---------------------|
| GENERAL GOVERNMENT | | | | STATE EQUALIZED TAX RATE | |
| Governing Body & Public Boards | | | | Local District School Taxes | 3,493.33 |
| Municipal Clerk | | | | Regional & Consolidated School Tax | 1,476,351.48 |
| Financial Administration | 24,800.00 | 1985 Property Taxes Collected | 2,488,496.29 | School Taxes in Municipal Budget | |
| Assessment of Taxes | 21,400.00 | 1985 Payments in Lieu of Taxes | 33,636.82 | County Taxes | 882,901.33 |
| Collection of Taxes | 33,800.00 | Delinquent Tax & Lien Collections | 197,702.53 | County Library Taxes | 54,812.68 |
| Planning, Housing & Development | 43,950.00 | Business Personality Replacement Taxes | 48,262.84 | Local Municipal Purpose Taxes | 185,182.00 |
| Human Resources | 4,500.00 | Taxes from Public Utilities | 2,188,152.00 | Veteran & Senior Citizen Taxes | 48,650.00 |
| Elections | 1,500.00 | Other Miscellaneous Tax Revenues | | Total Taxes for Rate Computation | 2,651,390.82 |
| General Administration (other) | 170,725.00 | State Aid Revenues | 69,049.83 | Special District Taxes | |
| JUDICIARY | | Federal Aid Revenues | | Bank Corp. Taxes | |
| Municipal Courts | 10,000.00 | State and Local Fiscal Assistance Act Utilized | 26,692.92 | Added and Omitted Taxes | 28,056.72 |
| PUBLIC SAFETY | | Sale of Acquired Property | | Total Taxes Levied - ABSTRACT | 2,630,797.54 |
| Fire Protection | 53,878.92 | Other Miscellaneous Revenues | 516,828.35 | Total Taxes Billed | 2,637,434.36 |
| Police Protection | 329,200.00 | Total | 5,568,821.58 | 1985 TAXES COLLECTED | 2,488,496.29 |
| Civil Defense & Disaster Control | 500.00 | Prior Years Surplus Appropriated | 1,600,000.00 | 1985 Taxes Cancelled, Abated or Adjusted | 976.50 |
| Environmental Inspection & Control | 23,000.00 | REVENUES TOTAL | 7,168,821.58 | Transfer to Tax Title Liens or Foreclosed | 9,001.21 |
| Other Public Safety | | Reserve For Uncollected Taxes | 269,355.00 | Balance Outstanding Dec. 31, 1985 | 138,960.36 |
| PUBLIC WORKS | | CAPITAL OUTLAY TOTAL | 144,328.51 | PRIOR YEARS TAXES OUTSTANDING | |
| Streets and Drainage | 525,175.00 | Public Enterprises | | Balance January 1, 1985 | 183,859.85 |
| Sewers and Sewage Processing | | Recreation—Culture | | Collected in 1985 | 178,831.60 |
| Garbage and Trash Disposal | 22,000.00 | Public Works | 127,286.95 | Cancelled, Abated or Adjusted 1985 | |
| Public Buildings and Grounds | 27,400.00 | Buildings and Grounds | 17,041.56 | Transfers to Tax Title Liens or Foreclosed | |
| Other Public Works | | Library and Education | | Balance December 31, 1985 | 5,028.25 |
| HEALTH and WELFARE | | Conservation | | TAX TITLE LIENS OUTSTANDING | |
| Health Services Except Environmental | 5,800.00 | All Other | | Balance January 1, 1985 | 58,129.79 |
| Welfare-Public Assistance | 3,300.00 | | | Transfer From Taxes | 9,001.21 |
| Hospitals, Clinics, First Aid | | CAPITAL DEBT AUTHORIZED, DECEMBER 31, 1985 | | Redeemed in 1985 | 18,870.93 |
| Animal, Insect, & Rodent Control | 2,000.00 | ISSUED AND UNISSUED | | Cancelled, Abated or Adjusted (1985) | |
| Other Welfare Services | | School | 122,427 | Transfers to Foreclosed Property | |
| RECREATION and CONSERVATION | | Self-liquidating | | Balance December 31, 1985 | 48,260.07 |
| Beaches and Boardwalks | | Other | | PROPERTY ACQUIRED BY DEED OR | |
| Parks, Playgrounds, Shade Trees | | Total | 122,427 | FORECLOSURE | |
| Land Reclamation & Conservation | 3,500.00 | ISSUED AND OUTSTANDING | | Balance January 1, 1985 | 38,000.00 |
| Other Recreational Services | 12,800.00 | School | 1,176,729.23 | Transfers From Taxes or Liens | |
| EDUCATION (excluding schools) | | Self-Liquidating | | Sale for Cash (1985) | |
| Libraries | 22,000.00 | Other | | Cancelled, Abated or Adjusted (1985) | |
| Other Educational Services | 1,802,610.67 | Total | 1,176,729.23 | Balance December 31, 1985 | 38,000.00 |
| STATUTORY EXPENDITURES | | EQUALIZED VALUATION BASIS | | CURRENT FINANCES DECEMBER 31, 1985 | |
| Pensions & F. I. C. A. | 106,900.00 | FOR NET DEBT COMPUTATION | 178,888,680 | ASSETS | |
| Employee Fringe Benefits | 48,500.00 | REAL PROPERTY VALUATIONS | | Cash Dec. 31, 1985 | 3,700,900.11 |
| Other Statutory Expenditures | 5,000.00 | Code Class # of Parcels % VAL'N | | Taxes Receivable | 143,988.61 |
| CETA And Other Public Employment Programs | | 1 Vacant Land 516 6.37 | 10,668,215.00 | Tax Title Liens | 48,260.07 |
| MUNICIPAL FUNCTIONS TOTAL | 3,304,239.59 | 2 Residential 1504 74.00 | 123,866,902.00 | Foreclosed Property | 38,000.00 |
| CAPITAL IMPROVEMENTS *MEMO* | 163,000.00 | 3 Farm 505 12.83 | 21,471,057.00 | Emergencies & Other Deferred Charges | |
| DEBT SERVICE | | 4a Commercial 56 6.13 | 10,253,424.00 | State and Federal Aid Receivable | 42,025.98 |
| Principal Payments | | 4b Industrial 2 .39 | 646,650.00 | Other Receivables | 1,276.07 |
| Interest Payments | | 4c Apartments 3 .29 | 481,200.00 | Total | 3,974,450.84 |
| DEFERRED CHARGES | | Total 2586 | 167,387,448.00 | LIABILITIES, RESERVES, AND SURPLUS | |
| SCHOOL, COUNTY, SPECIAL DISTRICT TAXES | 2,417,558.82 | Land Area 31.85 Sq. Miles | | Cash Liabilities | 1,741,542.06 |
| RESERVE FOR UNCOLLECTED TAXES | 269,355.00 | Net Valuation Taxable-Municipal | 168,346,866 | Reserves for Receivables | 231,524.75 |
| EXPENDITURES TOTAL | 5,991,153.41 | Net Valuation Taxable-County | 188,152,760 | Surplus Dec. 31, 1985 | 2,001,384.03 |
| | | State Equalized Valuation | 196,049,761 | Total | 3,974,450.84 |
| | | State Equalization Ratio | 85.80 | | |

0229
Population 1980 8,027
Population 1985 8,093
S & P Rating
Moody Rating A

General Tax Rate Per \$100. 5.17
State Equalized Tax Rate 2.54

LEONIA BOROUGH - BERGEN COUNTY
Form of Government:
Borough Council
Number of Members on Governing Body - 6

PER CAPITA:
Gross Debt 516.84
Net Debt 196.55
Debt Service 42.61
Total Tax Levy 1,033.05
Municipal Expenditures 500.02

PER CENT:
Gross Debt 1.50
Net Debt .57
Tax Levy Collected 98.10
Tax Levy Cancelled, Abated or Adjusted .04

| EXPENDITURES | | REVENUES-REALIZED | | 1985 PROPERTY TAX | |
|---|--------------|--|----------------|--|-------------------|
| GENERAL GOVERNMENT | | | | STATE EQUALIZED TAX RATE 1.47 | 4,778,708.00 |
| Governing Body & Public Boards | | 1985 Property Taxes Collected | 8,183,410.84 | Local District School Taxes | |
| Municipal Clerk | | 1985 Payments in Lieu of Taxes | 25,069.00 | Regional & Consolidated School Tax | |
| Financial Administration | 23,500.00 | Delinquent Tax & Lien Collections | 87,315.33 | School Taxes in Municipal Budget | |
| Assessment of Taxes | 99,370.00 | Business Personalty Replacement Taxes | 50,899.40 | County Taxes | .35 1,122,770.39 |
| Collection of Taxes | 100,000.00 | Taxes from Public Utilities | 952,527.00 | County Library Taxes | |
| Planning, Housing & Development | 7,129.00 | Other Miscellaneous Tax Revenues | | Local Municipal Purpose Taxes | .72 2,325,318.09 |
| Human Resources | | State Aid Revenues | 83,733.58 | Veteran & Senior Citizen Taxes | 50,400.00 |
| Elections | 4,350.00 | Federal Aid Revenues | | Total Taxes for Rate Computation | 2.54 8,277,196.48 |
| General Administration (other) | 385,171.00 | State and Local Fiscal Assistance Act Utilized | 55,382.98 | Special District Taxes | |
| JUDICIARY | | Sale of Acquired Property | | Bank Corp. Taxes | 28,642.63 |
| Municipal Courts | 70,154.00 | Other Miscellaneous Revenues | 326,713.07 | Added and Omitted Taxes | 105,045.32 |
| PUBLIC SAFETY | | Total | 9,765,051.20 | Total Taxes Levied - ABSTRACT | 8,360,484.43 |
| Fire Protection | 97,833.00 | Prior Years Surplus Appropriated | 115,000.00 | Total Taxes Billed | 8,341,691.28 |
| Police Protection | 815,064.26 | REVENUES TOTAL | 9,880,051.20 | 1985 TAXES COLLECTED | 8,183,410.84 |
| Civil Defense & Disaster Control | | Reserve For Uncollected Taxes | 227,000.00 | 1985 Taxes Cancelled, Abated or Adjusted | 2,988.26 |
| Environmental Inspection & Control | 48,384.00 | CAPITAL OUTLAY TOTAL | 268,730.82 | Transfer to Tax Title Liens or Foreclosed | |
| Other Public Safety | | | | Balance Outstanding Dec. 31, 1985 | 155,292.18 |
| PUBLIC WORKS | | | | PRIOR YEARS TAXES OUTSTANDING | |
| Streets and Drainage | 68,835.72 | Public Enterprises | 439.63 | Balance January 1, 1985 | 121,473.12 |
| Sewers and Sewage Processing | 232,372.00 | Recreation—Culture | 1,640.36 | Collected in 1985 | 87,315.33 |
| Garbage and Trash Disposal | 92,656.00 | Public Works | 235,247.11 | Cancelled, Abated or Adjusted 1985 | 11,084.92 |
| Public Buildings and Grounds | 26,200.00 | Buildings and Grounds | 31,403.72 | Transfers to Tax Title Liens or Foreclosed | |
| Other Public Works | 580,796.00 | Library and Education | | Balance December 31, 1985 | 23,072.87 |
| HEALTH and WELFARE | | Conservation | | TAX TITLE LIENS OUTSTANDING | |
| Health Services Except Environmental | 39,965.96 | All Other | | Balance January 1, 1985 | |
| Welfare-Public Assistance | 12,198.00 | CAPITAL DEBT AUTHORIZED, DECEMBER 31, 1985 | | Transfer From Taxes | |
| Hospitals, Clinics, First Aid | | ISSUED AND UNISSUED | | Redeemed in 1985 | |
| Animal, Insect, & Rodent Control | | School | 2,588,000 | Cancelled, Abated or Adjusted (1985) | |
| Other Welfare Services | | Self-liquidating | 325,000 | Transfers to Foreclosed Property | |
| RECREATION and CONSERVATION | | Other | 1,269,772 | Balance December 31, 1985 | |
| Beaches and Boardwalks | 12,000.00 | Total | 4,182,772 | PROPERTY ACQUIRED BY DEED OR | |
| Parks, Playgrounds, Shade Trees | 4,415.00 | | | FORECLOSURE | |
| Land Reclamation & Conservation | 78,565.00 | ISSUED AND OUTSTANDING | | Balance January 1, 1985 | 80,540.00 |
| Other Recreational Services | | School | 2,588,000.00 | Transfers From Taxes or Liens | |
| EDUCATION (excluding schools) | | Self-Liquidating | 325,000.00 | Sale for Cash (1985) | |
| Libraries | 193,653.00 | Other | 1,235,000.00 | Cancelled, Abated or Adjusted (1985) | |
| Other Educational Services | | Total | 4,148,000.00 | Balance December 31, 1985 | 80,540.00 |
| STATUTORY EXPENDITURES | | EQUALIZED VALUATION BASIS | | CURRENT FINANCES DECEMBER 31, 1985 | |
| Pensions & F. I. C. A. | 307,387.00 | FOR NET DEBT COMPUTATION | 278,690,288 | ASSETS | |
| Employee Fringe Benefits | 148,000.00 | REAL PROPERTY VALUATIONS | | Cash Dec. 31, 1985 | 749,651.74 |
| Other Statutory Expenditures | | Code Class # of Parcels % VAL'N | | Taxes Receivable | 178,365.05 |
| CETA And Other Public Employment Programs | | 1 Vacant Land 119 2.08 | 3,306,500.00 | Tax Title Liens | |
| MUNICIPAL FUNCTIONS TOTAL | 3,447,998.94 | 2 Residential 2199 84.59 | 134,254,100.00 | Foreclosed Property | 80,540.00 |
| CAPITAL IMPROVEMENTS *MEMO* | 25,000.00 | 3 Farm | | Emergencies & Other Deferred Charges | 86,940.00 |
| DEBT SERVICE | | 4a Commercial 63 5.37 | 8,515,600.00 | State and Federal Aid Receivable | 380.45 |
| Principal Payments | 271,488.00 | 4b Industrial 5 2.36 | 3,753,100.00 | Other Receivables | 36.25 |
| Interest Payments | 73,368.31 | 4c Apartments 35 5.59 | 8,877,900.00 | Total | 1,095,913.49 |
| DEFERRED CHARGES | 26,800.00 | Total 2421 | 158,707,200.00 | LIABILITIES, RESERVES, AND SURPLUS | |
| SCHOOL, COUNTY, SPECIAL DISTRICT TAXES | 5,901,478.39 | Land Area 1.50 Sq. Miles | | Cash Liabilities | 462,327.26 |
| RESERVE FOR UNCOLLECTED TAXES | 227,000.00 | Net Valuation Taxable-Municipal | 159,316,169 | Reserves for Receivables | 258,941.30 |
| EXPENDITURES TOTAL | 9,948,133.64 | Net Valuation Taxable-County | 278,758,957 | Surplus Dec. 31, 1985 | 374,644.93 |
| | | State Equalized Valuation | 323,447,813 | Total | 1,095,913.49 |
| | | State Equalization Ratio | 49.16 | | |

2114
 Population 1980 1,730
 Population 1985 1,814
 S & P Rating
 Moody Rating

General Tax Rate Per \$100. 4.05
 State Equalized Tax Rate 2.40

LIBERTY TOWNSHIP - WARREN COUNTY
Form of Government:
Township Committee
Number of Members on Governing Body - 3

PER CAPITA:
 Gross Debt 297.68
 Net Debt 33.08
 Debt Service
 Total Tax Levy 743.59
 Municipal Expenditures 243.78

PER CENT:
 Gross Debt 1.06
 Net Debt .12
 Tax Levy Collected 90.89
 Tax Levy Cancelled, Abated or Adjusted .11

| EXPENDITURES | | REVENUES-REALIZED | | 1985 PROPERTY TAX | |
|--|------------|--|--|--|--|
| GENERAL GOVERNMENT | | | | STATE EQUALIZED TAX RATE 1.35 | |
| Governing Body & Public Boards | 3,450.00 | 1985 Property Taxes Collected | | Local District School Taxes 746,417.00 | |
| Municipal Clerk | 9,901.80 | 1985 Payments in Lieu of Taxes | | Regional & Consolidated School Tax | |
| Financial Administration | 11,605.56 | Delinquent Tax & Lien Collections | | School Taxes in Municipal Budget | |
| Assessment of Taxes | 11,075.27 | Business Personalty Replacement Taxes | | County Taxes .66 | |
| Collection of Taxes | 8,967.93 | Taxes from Public Utilities | | County Library Taxes .03 | |
| Planning, Housing & Development | 5,250.00 | Other Miscellaneous Tax Revenues | | Local Municipal Purpose Taxes .35 | |
| Human Resources | | State Aid Revenues | | Veteran & Senior Citizen Taxes | |
| Elections | | Federal Aid Revenues | | Total Taxes for Rate Computation 2.39 | |
| General Administration (other) | 32,587.86 | State and Local Fiscal Assistance Act Utilized | | Special District Taxes | |
| JUDICIARY | | Sale of Acquired Property | | Bank Corp. Taxes | |
| Municipal Courts | | Other Miscellaneous Revenues | | Added and Omitted Taxes | |
| PUBLIC SAFETY | | Total | | Total Taxes Levied - ABSTRACT | |
| Fire Protection | 9,950.00 | Prior Years Surplus Appropriated | | Total Taxes Billed | |
| Police Protection | 5,140.50 | REVENUES TOTAL | | 1985 TAXES COLLECTED | |
| Civil Defense & Disaster Control | 100.00 | Reserve For Uncollected Taxes | | 1985 Taxes Cancelled, Abated or Adjusted | |
| Environmental Inspection & Control | 9,171.85 | CAPITAL OUTLAY TOTAL | | Transfer to Tax Title Liens or Foreclosed | |
| Other Public Safety | | | | Balance Outstanding Dec. 31, 1985 | |
| PUBLIC WORKS | | | | PRIOR YEARS TAXES OUTSTANDING | |
| Streets and Drainage | 111,267.62 | Public Enterprises | | Balance January 1, 1985 | |
| Sewers and Sewage Processing | | Recreation—Culture | | Collected in 1985 | |
| Garbage and Trash Disposal | 2,817.56 | Public Works | | Cancelled, Abated or Adjusted 1985 | |
| Public Buildings and Grounds | 8,697.00 | Buildings and Grounds | | Transfers to Tax Title Liens or Foreclosed | |
| Other Public Works | | Library and Education | | Balance December 31, 1985 | |
| HEALTH and WELFARE | | Conservation | | TAX TITLE LIENS OUTSTANDING | |
| Health Services Except Environmental | 11,695.44 | All Other | | Balance January 1, 1985 | |
| Welfare-Public Assistance | | CAPITAL DEBT AUTHORIZED, DECEMBER 31, 1985 | | Transfer From Taxes | |
| Hospitals, Clinics, First Aid | | ISSUED AND UNISSUED GROSS DEBT NET DEBT | | Redeemed in 1985 | |
| Animal, Insect, & Rodent Control | 1,200.00 | School 480,000 | | Cancelled, Abated or Adjusted (1985) | |
| Other Welfare Services | | Self-liquidating 60,000 | | Transfers to Foreclosed Property | |
| RECREATION and CONSERVATION | | Other 60,000 | | Balance December 31, 1985 | |
| Beaches and Boardwalks | | Total 540,000 | | PROPERTY ACQUIRED BY DEED OR | |
| Parks, Playgrounds, Shade Trees | | ISSUED AND OUTSTANDING | | FORECLOSURE | |
| Land Reclamation & Conservation | | School 480,000.00 | | Balance January 1, 1985 | |
| Other Recreational Services | 3,717.81 | Self-Liquidating 60,000.00 | | Transfers From Taxes or Liens | |
| EDUCATION (excluding schools) | | Other 60,000.00 | | Sale for Cash (1985) | |
| Libraries | | Total 540,000.00 | | Cancelled, Abated or Adjusted (1985) | |
| Other Educational Services | | EQUALIZED VALUATION BASIS | | Balance December 31, 1985 | |
| STATUTORY EXPENDITURES | | FOR NET DEBT COMPUTATION | | CURRENT FINANCES DECEMBER 31, 1985 | |
| Pensions & F. I. C. A. | 17,000.00 | REAL PROPERTY VALUATIONS | | ASSETS | |
| Employee Fringe Benefits | 6,100.00 | Code Class # of Parcels % VAL'N ASSESSED VALUATION | | Cash Dec. 31, 1985 | |
| Other Statutory Expenditures | 2,000.00 | 1 Vacant Land 356 9.00 2,922,650.00 | | Taxes Receivable | |
| CETA And Other Public Employment Programs | | 2 Residential 676 75.72 24,582,700.00 | | Tax Title Liens | |
| MUNICIPAL FUNCTIONS | | 3 Farm 210 10.90 3,539,558.00 | | Foreclosed Property | |
| CAPITAL IMPROVEMENTS | | 4a Commercial 26 4.37 1,419,600.00 | | Emergencies & Other Deferred Charges | |
| DEBT SERVICE | | 4b Industrial | | State and Federal Aid Receivable | |
| Principal Payments | | 4c Apartments | | Other Receivables | |
| Interest Payments | | Total 1268 32,464,508.00 | | Total | |
| DEFERRED CHARGES | | Land Area 12.25 Sq. Miles | | LIABILITIES, RESERVES, AND SURPLUS | |
| SCHOOL, COUNTY, SPECIAL DISTRICT TAXES | | Net Valuation Taxable-Municipal | | Cash Liabilities | |
| RESERVE FOR UNCOLLECTED TAXES | | Net Valuation Taxable-County | | Reserves for Receivables | |
| EXPENDITURES | | State Equalized Valuation | | Surplus Dec. 31, 1985 | |
| TOTAL | | State Equalization Ratio 59.20 | | Total | |

1416
 Population 1980 **8,806**
 Population 1985 **9,857**
 S & P Rating
 Moody Rating **A**
 General Tax Rate Per \$100. **2.88**
 State Equalized Tax Rate **2.36**

LINCOLN PARK BOROUGH – MORRIS CO.
Form of Government:
Mayor–Council Plan F (OMCL 50)
Number of Members on Governing Body – 7

PER CAPITA:
 Gross Debt **522.85**
 Net Debt **346.36**
 Debt Service **29.10**
 Total Tax Levy **768.67**
 Municipal Expenditures **424.71**
 PER CENT:
 Gross Debt **2.07**
 Net Debt **1.37**
 Tax Levy Collected **97.46**
 Tax Levy Cancelled, Abated or Adjusted **.29**

| EXPENDITURES | | REVENUES-REALIZED | | 1985 PROPERTY TAX | |
|---|--------------|--|--------------------|--|--------------|
| GENERAL GOVERNMENT | | | | STATE EQUALIZED TAX RATE 1.37 | |
| Governing Body & Public Boards | 49,806.00 | 1985 Property Taxes Collected | 7,355,105.15 | Local District School Taxes | 4,059,425.50 |
| Municipal Clerk | 56,414.00 | 1985 Payments in Lieu of Taxes | | Regional & Consolidated School Tax | |
| Financial Administration | 24,604.00 | Delinquent Tax & Lien Collections | 241,549.43 | School Taxes in Municipal Budget | |
| Assessment of Taxes | 42,331.00 | Business Personalty Replacement Taxes | 87,067.84 | County Taxes | 1,043,187.25 |
| Collection of Taxes | 93,995.00 | Taxes from Public Utilities | 440,459.00 | County Library Taxes | |
| Planning, Housing & Development | 7,297.00 | Other Miscellaneous Tax Revenues | | Local Municipal Purpose Taxes | 1,860,838.87 |
| Human Resources | | State Aid Revenues | 99,112.13 | Veteran & Senior Citizen Taxes | 60,850.00 |
| Elections | | Federal Aid Revenues | | Total Taxes for Rate Computation | 7,024,301.62 |
| General Administration (other) | 335,843.87 | State and Local Fiscal Assistance Act Utilized | 126,204.92 | Special District Taxes | |
| JUDICIARY | | Sale of Acquired Property | | Bank Corp. Taxes | 16,373.61 |
| Municipal Courts | 25,174.00 | Other Miscellaneous Revenues | 1,135,326.01 | Added and Omitted Taxes | 596,983.56 |
| PUBLIC SAFETY | | Total | 9,484,824.48 | Total Taxes Levied - ABSTRACT | 7,576,808.79 |
| Fire Protection | 34,500.00 | Prior Years Surplus Appropriated | 469,000.00 | Total Taxes Billed | 7,546,853.86 |
| Police Protection | 724,054.00 | REVENUES TOTAL | 9,953,824.48 | 1985 TAXES COLLECTED | 7,355,105.15 |
| Civil Defense & Disaster Control | 4,575.00 | Reserve For Uncollected Taxes | 346,269.69 | 1985 Taxes Cancelled, Abated or Adjusted | 21,809.72 |
| Environmental Inspection & Control | 47,643.00 | CAPITAL OUTLAY TOTAL | 1,169,429.87 | Transfer to Tax Title Liens or Foreclosed | 41,557.00 |
| Other Public Safety | | | | Balance Outstanding Dec. 31, 1985 | 128,381.99 |
| PUBLIC WORKS | | | | PRIOR YEARS TAXES OUTSTANDING | |
| Streets and Drainage | 256,037.00 | Public Enterprises | 224,631.59 | Balance January 1, 1985 | 209,455.92 |
| Sewers and Sewage Processing | 640,242.00 | Recreation—Culture | 41,756.67 | Collected in 1985 | 206,082.34 |
| Garbage and Trash Disposal | 305,000.00 | Public Works | 343,112.95 | Cancelled, Abated or Adjusted 1985 | 1,102.87 |
| Public Buildings and Grounds | 102,716.00 | Buildings and Grounds | 559,928.66 | Transfers to Tax Title Liens or Foreclosed | 2,020.71 |
| Other Public Works | 38,050.00 | Library and Education | | Balance December 31, 1985 | 250.00 |
| HEALTH and WELFARE | | Conservation | | TAX TITLE LIENS OUTSTANDING | |
| Health Services Except Environmental | 110,774.00 | All Other | | Balance January 1, 1985 | 332,960.63 |
| Welfare-Public Assistance | 13,968.00 | CAPITAL DEBT AUTHORIZED, DECEMBER 31, 1985 | | Transfer From Taxes | 43,659.59 |
| Hospitals, Clinics, First Aid | | ISSUED AND UNISSUED | | Redeemed in 1985 | 35,467.09 |
| Animal, Insect, & Rodent Control | 525.00 | School | 1,537,500 | Cancelled, Abated or Adjusted (1985) | |
| Other Welfare Services | | Self-liquidating | 3,616,194 | Transfers to Foreclosed Property | |
| RECREATION and CONSERVATION | | Other | 5,153,694 | Balance December 31, 1985 | 341,153.13 |
| Beaches and Boardwalks | 61,210.00 | Total | 3,414,097 | PROPERTY ACQUIRED BY DEED OR | |
| Parks, Playgrounds, Shade Trees | 2,736.21 | ISSUED AND OUTSTANDING | | FORECLOSURE | |
| Land Reclamation & Conservation | 42,653.00 | School | | Balance January 1, 1985 | 519,765.00 |
| Other Recreational Services | | Self-Liquidating | 1,297,750.00 | Transfers From Taxes or Liens | |
| EDUCATION (excluding schools) | | Other | 1,953,525.00 | Sale for Cash (1985) | 74,200.00 |
| Libraries | 97,000.00 | Total | 3,251,275.00 | Cancelled, Abated or Adjusted (1985) | |
| Other Educational Services | 570.00 | EQUALIZED VALUATION BASIS | | Balance December 31, 1985 | 445,565.00 |
| STATUTORY EXPENDITURES | | FOR NET DEBT COMPUTATION | 249,130,523 | CURRENT FINANCES DECEMBER 31, 1985 | |
| Pensions & F. I. C. A. | 235,329.00 | REAL PROPERTY VALUATIONS | | ASSETS | |
| Employee Fringe Benefits | 91,060.00 | Code Class # of Parcels % VAL'N | ASSESSED VALUATION | Cash Dec. 31, 1985 | 1,178,604.18 |
| Other Statutory Expenditures | | 1 Vacant Land 635 5.70 | 13,736,300.00 | Taxes Receivable | 128,631.99 |
| CETA And Other Public Employment Programs | 3,444,107.08 | 2 Residential 2317 70.39 | 169,675,800.00 | Tax Title Liens | 341,153.13 |
| MUNICIPAL FUNCTIONS TOTAL | 170,050.00 | 3 Farm 29 .34 | 835,500.00 | Foreclosed Property | 445,565.00 |
| CAPITAL IMPROVEMENTS *MEMO* | | 4a Commercial 56 9.05 | 21,827,000.00 | Emergencies & Other Deferred Charges | 66,115.82 |
| DEBT SERVICE | | 4b Industrial 23 9.62 | 23,187,700.00 | State and Federal Aid Receivable | 2,691.99 |
| Principal Payments | 200,250.00 | 4c Apartments 3 4.89 | 11,798,200.00 | Other Receivables | 278,779.48 |
| Interest Payments | 86,634.12 | Total 3063 | 241,060,500.00 | Total | 2,441,541.59 |
| DEFERRED CHARGES | 109,062.20 | Land Area 6.66 Sq. Miles | | LIABILITIES, RESERVES, AND SURPLUS | |
| SCHOOL, COUNTY, SPECIAL DISTRICT TAXES | 5,102,612.75 | Net Valuation Taxable-Municipal | 241,819,454 | Cash Liabilities | 149,668.59 |
| RESERVE FOR UNCOLLECTED TAXES | 346,269.69 | Net Valuation Taxable-County | 289,782,648 | Reserves for Receivables | 1,194,129.60 |
| EXPENDITURES TOTAL | 9,288,935.84 | State Equalized Valuation | 295,276,097 | Surplus Dec. 31, 1985 | 1,097,743.40 |
| | | State Equalization Ratio | 81.85 | Total | 2,441,541.59 |

2009
Population 1980 **37,836**
Population 1985 **37,850**
S & P Rating **AA**
Moody Rating **AA**

General Tax Rate Per \$100. **2.62**
State Equalized Tax Rate **1.51**

LINDEN CITY - UNION COUNTY
Form of Government:
City Charter Act (P.L. 1897 c. 30)
Number of Members on Governing Body - 11

PER CAPITA:
Gross Debt **544.66**
Net Debt **474.65**
Debt Service **64.76**
Total Tax Levy **792.36**
Municipal Expenditures **792.79**

PER CENT:
Gross Debt **1.14**
Net Debt **.99**
Tax Levy Collected **97.98**
Tax Levy Cancelled, Abated or Adjusted **.13**

| EXPENDITURES | | REVENUES-REALIZED | | 1985 PROPERTY TAX | |
|--|---------------|---|------------------|---|---------------|
| GENERAL GOVERNMENT | | | | STATE EQUALIZED TAX RATE → .88 | |
| Governing Body & Public Boards | 338,515.00 | 1985 Property Taxes Collected | 29,316,854.43 | Local District School Taxes | 17,190,851.00 |
| Municipal Clerk | 131,600.00 | 1985 Payments in Lieu of Taxes | | Regional & Consolidated School Tax | |
| Financial Administration | 200,850.00 | Delinquent Tax & Lien Collections | 333,865.61 | School Taxes in Municipal Budget | 791,596.00 |
| Assessment of Taxes | 629,400.00 | Business Personalty Replacement Taxes | 2,739,156.48 | County Taxes | 10,744,704.19 |
| Collection of Taxes | 85,650.00 | Taxes from Public Utilities | 17,698,600.00 | County Library Taxes | |
| Planning, Housing & Development | 58,875.00 | Other Miscellaneous Tax Revenues | | Local Municipal Purpose Taxes | 961,243.23 |
| Human Resources | 1,200.00 | State Aid Revenues | 320,760.34 | Veteran & Senior Citizen Taxes | 617,500.00 |
| Elections | 10,800.00 | Federal Aid Revenues | | Total Taxes for Rate Computation | 30,305,894.42 |
| General Administration (other) | 1,560,775.00 | State and Local Fiscal Assistance Act Utilized | 177,055.20 | Special District Taxes | |
| JUDICIARY | | Sale of Acquired Property | 517,770.00 | Bank Corp. Taxes | 78,709.82 |
| Municipal Courts | 183,725.00 | Other Miscellaneous Revenues | 2,252,699.23 | Added and Omitted Taxes | 223,570.34 |
| PUBLIC SAFETY | | Total | 53,356,761.29 | Total Taxes Levied - ABSTRACT | 29,990,674.58 |
| Fire Protection | 4,939,153.20 | Prior Years Surplus Appropriated | 5,550,000.00 | Total Taxes Billed | 29,921,477.32 |
| Police Protection | 4,688,060.90 | REVENUES TOTAL | 58,906,761.29 | 1985 TAXES COLLECTED | 29,316,854.43 |
| Civil Defense & Disaster Control | 29,975.00 | Reserve For Uncollected Taxes | 767,000.00 | 1985 Taxes Cancelled, Abated or Adjusted | 39,383.95 |
| Environmental Inspection & Control | 205,950.00 | CAPITAL OUTLAY TOTAL | 1,931,951.26 | Transfer to Tax Title Liens or Foreclosed | 50,064.73 |
| Other Public Safety | 50,975.00 | | | Balance Outstanding Dec. 31, 1985 | 515,174.21 |
| PUBLIC WORKS | | Public Enterprises | | PRIOR YEARS TAXES OUTSTANDING | |
| Streets and Drainage | 3,110,725.00 | Recreation—Culture | 759,035.08 | Balance January 1, 1985 | 496,939.99 |
| Sewers and Sewage Processing | 639,375.00 | Public Works | 903,358.03 | Collected in 1985 | 295,204.90 |
| Garbage and Trash Disposal | 760,900.00 | Buildings and Grounds | 269,558.15 | Cancelled, Abated or Adjusted 1985 | 191,450.91 |
| Public Buildings and Grounds | 1,407,105.00 | Library and Education | | Transfers to Tax Title Liens or Foreclosed | 9,463.97 |
| Other Public Works | 504,900.00 | Conservation | | Balance December 31, 1985 | 820.21 |
| HEALTH and WELFARE | | All Other | | TAX TITLE LIENS OUTSTANDING | |
| Health Services Except Environmental | 423,553.00 | CAPITAL DEBT AUTHORIZED, DECEMBER 31, 1985 | | Balance January 1, 1985 | 81,964.47 |
| Welfare-Public Assistance | 72,500.00 | ISSUED AND UNISSUED | | Transfer From Taxes | 60,820.59 |
| Hospitals, Clinics, First Aid | | School | 2,650,000 | Redeemed in 1985 | 38,660.71 |
| Animal, Insect, & Rodent Control | 27,500.00 | Self-liquidating | | Cancelled, Abated or Adjusted (1985) | |
| Other Welfare Services | | Other | 17,965,500 | Transfers to Foreclosed Property | |
| RECREATION and CONSERVATION | | Total | 20,615,500 | Balance December 31, 1985 | 104,124.35 |
| Beaches and Boardwalks | | ISSUED AND OUTSTANDING | | PROPERTY ACQUIRED BY DEED OR FORECLOSURE | |
| Parks, Playgrounds, Shade Trees | 304,600.00 | School | 2,650,000.00 | Balance January 1, 1985 | 642,462.50 |
| Land Reclamation & Conservation | 800.00 | Self-Liquidating | | Transfers From Taxes or Liens | |
| Other Recreational Services | 1,241,223.00 | Other | 15,845,500.00 | Sale for Cash (1985) | 517,770.00 |
| EDUCATION (excluding schools) | | Total | 18,495,500.00 | Cancelled, Abated or Adjusted (1985) | |
| Libraries | 790,200.00 | EQUALIZED VALUATION BASIS | | Balance December 31, 1985 | 124,692.50 |
| Other Educational Services | | FOR NET DEBT COMPUTATION | 1,811,835,585 | CURRENT FINANCES DECEMBER 31, 1985 | |
| STATUTORY EXPENDITURES | | REAL PROPERTY VALUATIONS | | ASSETS | |
| Pensions & F. I. C. A. | 2,867,000.00 | Code Class # of Parcels % VAL'N | | Cash Dec. 31, 1985 | 5,783,043.92 |
| Employee Fringe Benefits | 1,518,000.00 | 1 Vacant Land 853 .94 | 10,632,200.00 | Taxes Receivable | 515,994.42 |
| Other Statutory Expenditures | 5,000.00 | 2 Residential 9321 31.16 | 350,771,300.00 | Tax Title Liens | 104,124.35 |
| CETA And Other Public Employment Programs | | 3 Farm | | Foreclosed Property | 124,692.50 |
| MUNICIPAL FUNCTIONS | | 4a Commercial 874 11.20 | 126,150,300.00 | Emergencies & Other Deferred Charges | 425,000.00 |
| CAPITAL IMPROVEMENTS *MEMO* | 37,500.00 | 4b Industrial 230 54.58 | 614,525,000.00 | State and Federal Aid Receivable | 33,037.69 |
| DEBT SERVICE | | 4c Apartments 83 2.11 | 23,776,400.00 | Other Receivables | 5,311.83 |
| Principal Payments | 1,557,000.00 | Total 11361 | 1,125,855,200.00 | Total | 6,991,204.71 |
| Interest Payments | 894,034.72 | Land Area 10.95 Sq. Miles | | LIABILITIES, RESERVES, AND SURPLUS | |
| TYPE I SCHL DEBT *MEMO* | 791,596.00 | Net Valuation Taxable-Municipal | 1,133,507,900 | Cash Liabilities | 3,124,114.25 |
| DEFERRED CHARGES | 274.40 | Net Valuation Taxable-County | 1,996,735,197 | Reserves for Receivables | 746,488.00 |
| SCHOOL, COUNTY, SPECIAL DISTRICT TAXES | 28,727,151.19 | State Equalized Valuation | 1,957,618,007 | Surplus Dec. 31, 1985 | 3,120,602.46 |
| RESERVE FOR UNCOLLECTED TAXES | 767,000.00 | State Equalization Ratio | 57.76 | Total | 6,991,204.71 |
| EXPENDITURES TOTAL | 58,734,345.41 | | | | |

0422
 Population 1980 **18,196**
 Population 1985 **18,418**
 S & P Rating
 Moody Rating **BAA1**

General Tax Rate Per \$100.
3.03
 State Equalized Tax Rate
3.14

LINDENWOLD BOROUGH – CAMDEN CO.
Form of Government:
Borough Council
Number of Members on Governing Body – 6

PER CAPITA:
 Gross Debt **186.54**
 Net Debt **125.34**
 Debt Service **19.00**
 Total Tax Levy **474.01**
 Municipal Expenditures **227.12**

PER CENT:
 Gross Debt **1.36**
 Net Debt **.91**
 Tax Levy Collected **94.30**
 Tax Levy Cancelled, Abated or Adjusted **.14**

| EXPENDITURES | | REVENUES-REALIZED | | 1985 PROPERTY TAX | |
|---|----------------------|--|-----------------------|--|---------------------|
| GENERAL GOVERNMENT | | | | STATE EQUALIZED TAX RATE | |
| Governing Body & Public Boards | | | | Local District School Taxes | .66 |
| Municipal Clerk | | | | Regional & Consolidated School Tax | .71 |
| Financial Administration | 57,547.00 | 1985 Property Taxes Collected | 8,228,787.51 | School Taxes in Municipal Budget | |
| Assessment of Taxes | 29,512.00 | 1985 Payments in Lieu of Taxes | | County Taxes | 1.11 |
| Collection of Taxes | 64,039.30 | Delinquent Tax & Lien Collections | 295,393.01 | County Library Taxes | .03 |
| Planning, Housing & Development | 6,550.00 | Business Personalty Replacement Taxes | 25,767.60 | Local Municipal Purpose Taxes | .63 |
| Human Resources | 190,138.00 | Taxes from Public Utilities | 667,919.00 | Veteran & Senior Citizen Taxes | |
| Elections | 8,500.00 | Other Miscellaneous Tax Revenues | | Total Taxes for Rate Computation | 3.14 |
| General Administration (other) | 525,501.00 | State Aid Revenues | 647,438.17 | Special District Taxes | |
| JUDICIARY* | | Federal Aid Revenues | | Bank Corp. Taxes | 332,586.15 |
| Municipal Courts | 58,605.18 | State and Local Fiscal Assistance Act Utilized | 72,191.00 | Added and Omitted Taxes | 9,872.39 |
| PUBLIC SAFETY | | Sale of Acquired Property | | Total Taxes Levied - ABSTRACT | 8,730,259.07 |
| Fire Protection | | Other Miscellaneous Revenues | 474,733.74 | Total Taxes Billed | 8,726,156.63 |
| Police Protection | 1,056,786.66 | Total | 10,412,230.03 | 1985 TAXES COLLECTED | 8,228,787.51 |
| Civil Defense & Disaster Control | 5,300.00 | Prior Years Surplus Appropriated | 500,000.00 | 1985 Taxes Cancelled, Abated or Adjusted | 12,034.13 |
| Environmental Inspection & Control | 48,430.00 | REVENUES TOTAL | 10,912,230.03 | Transfer to Tax Title Liens or Foreclosed | 47,609.70 |
| Other Public Safety | | Reserve For Uncollected Taxes | 410,000.00 | Balance Outstanding Dec. 31, 1985 | 437,724.99 |
| PUBLIC WORKS | | CAPITAL OUTLAY TOTAL | 103,848.44 | PRIOR YEARS TAXES OUTSTANDING | |
| Streets and Drainage | 491,420.91 | Public Enterprises | | Balance January 1, 1985 | 236,183.12 |
| Sewers and Sewage Processing | 71,717.83 | Recreation—Culture | 13,427.13 | Collected in 1985 | 211,591.98 |
| Garbage and Trash Disposal | 339,260.31 | Public Works | 78,879.87 | Cancelled, Abated or Adjusted 1985 | 896.61 |
| Public Buildings and Grounds | 15,840.00 | Buildings and Grounds | 11,541.44 | Transfers to Tax Title Liens or Foreclosed | 20,246.45 |
| Other Public Works | | Library and Education | | Balance December 31, 1985 | 3,448.08 |
| HEALTH and WELFARE | | Conservation | | TAX TITLE LIENS OUTSTANDING | |
| Health Services Except Environmental | 19,168.32 | All Other | | Balance January 1, 1985 | 157,291.19 |
| Welfare-Public Assistance | 34,310.00 | CAPITAL DEBT AUTHORIZED, DECEMBER 31, 1985 | | Transfer From Taxes | 72,695.72 |
| Hospitals, Clinics, First Aid | | ISSUED AND UNISSUED | | Redeemed in 1985 | 83,801.03 |
| Animal, Insect, & Rodent Control | 1,500.00 | SCHOOL | 1,031,016 | Cancelled, Abated or Adjusted (1985) | |
| Other Welfare Services | | Self-Liquidating | | Transfers to Foreclosed Property | |
| RECREATION and CONSERVATION | | Other | 2,404,750 | Balance December 31, 1985 | 146,185.88 |
| Beaches and Boardwalks | | Total | 3,435,766 | PROPERTY ACQUIRED BY DEED OR FORECLOSURE | |
| Parks, Playgrounds, Shade Trees | 10,001.00 | ISSUED AND OUTSTANDING | | Balance January 1, 1985 | 146,075.00 |
| Land Reclamation & Conservation | | SCHOOL | 1,031,016.90 | Transfers From Taxes or Liens | |
| Other Recreational Services | 5,000.00 | Self-Liquidating | | Sale for Cash (1985) | |
| EDUCATION (excluding schools) | | Other | 2,404,750.00 | Cancelled, Abated or Adjusted (1985) | |
| Libraries | 21,740.67 | Total | 3,435,766.90 | Balance December 31, 1985 | 146,075.00 |
| Other Educational Services | | EQUALIZED VALUATION BASIS | | CURRENT FINANCES DECEMBER 31, 1985 | |
| STATUTORY EXPENDITURES | | FOR NET DEBT COMPUTATION | 252,340,139 | ASSETS | |
| Pensions & F. I. C. A. | 282,180.86 | REAL PROPERTY VALUATIONS | | Cash Dec. 31, 1985 | 1,668,499.39 |
| Employee Fringe Benefits | | Code Class # of Parcels % VAL'N | | Taxes Receivable | 441,173.07 |
| Other Statutory Expenditures | 20,289.49 | 1 Vacant Land 786 2.88 | 7,862,000.00 | Tax Title Liens | 146,185.88 |
| CETA And Other Public Employment Programs | | 2 Residential 3831 65.21 | 177,849,400.00 | Foreclosed Property | 146,075.00 |
| MUNICIPAL FUNCTIONS TOTAL | 3,363,338.53 | 3 Farm 3 .03 | 81,700.00 | Emergencies & Other Deferred Charges | 160,000.00 |
| CAPITAL IMPROVEMENTS *MEMO* | 10,000.00 | 4a Commercial 135 7.13 | 19,455,200.00 | State and Federal Aid Receivable | 68,509.98 |
| DEBT SERVICE | | 4b Industrial 6 .80 | 2,180,500.00 | Other Receivables | 75,463.17 |
| Principal Payments | 140,000.00 | 4c Apartments 36 23.94 | 65,294,900.00 | Total | 2,705,906.49 |
| Interest Payments | 209,922.47 | Total 4797 | 272,723,700.00 | LIABILITIES, RESERVES, AND SURPLUS | |
| DEFERRED CHARGES | 59,878.00 | Land Area 3.82 Sq. Miles | | Cash Liabilities | 1,406,235.97 |
| SCHOOL, COUNTY, SPECIAL DISTRICT TAXES | 6,996,764.49 | Net Valuation Taxable-Municipal | 275,097,514 | Reserves for Receivables | 752,279.21 |
| RESERVE FOR UNCOLLECTED TAXES | 410,000.00 | Net Valuation Taxable-County | 258,374,099 | Surplus Dec. 31, 1985 | 547,391.31 |
| EXPENDITURES TOTAL | 11,179,903.49 | State Equalized Valuation | 265,569,851 | Total | 2,705,906.49 |
| | | State Equalization Ratio | 103.62 | | |

0114
 Population 1980 **6,144**
 Population 1985 **6,288**
 S & P Rating
 Moody Rating

General Tax Rate Per \$100.
2.62
 State Equalized Tax Rate
2.50

LINWOOD CITY - ATLANTIC COUNTY
Form of Government:
City Charter Act (P.L. 1897 c. 30)
Number of Members on Governing Body - 7

PER CAPITA:
 Gross Debt **826.72**
 Net Debt **590.30**
 Debt Service **101.80**
 Total Tax Levy **990.37**
 Municipal Expenditures **514.51**

PER CENT:
 Gross Debt **2.23**
 Net Debt **1.59**
 Tax Levy Collected **97.35**
 Tax Levy Cancelled, Abated or Adjusted

| EXPENDITURES | | REVENUES-REALIZED | | 1985 PROPERTY TAX | |
|---|---------------------|--|-----------------------|--|---------------------|
| GENERAL GOVERNMENT | | | | STATE EQUALIZED TAX RATE | |
| Governing Body & Public Boards | | 1985 Property Taxes Collected | 6,047,183.16 | Local District School Taxes | .89 |
| Municipal Clerk | | 1985 Payments in Lieu of Taxes | | Regional & Consolidated School Tax | .49 |
| Financial Administration | 21,300.86 | Delinquent Tax & Lien Collections | 155,147.87 | School Taxes in Municipal Budget | .05 |
| Assessment of Taxes | 10,008.50 | Business Personalty Replacement Taxes | 40,940.28 | County Taxes | .47 |
| Collection of Taxes | 45,201.19 | Taxes from Public Utilities | 421,970.00 | County Library Taxes | .03 |
| Planning, Housing & Development | 12,948.66 | Other Miscellaneous Tax Revenues | | Local Municipal Purpose Taxes | .57 |
| Human Resources | | State Aid Revenues | 68,744.89 | Veteran & Senior Citizen Taxes | |
| Elections | 2,970.00 | Federal Aid Revenues | | Total Taxes for Rate Computation | 2.50 |
| General Administration (other) | 237,417.56 | State and Local Fiscal Assistance Act Utilized | 24,157.00 | Special District Taxes | |
| JUDICIARY | | Sale of Acquired Property | | Bank Corp. Taxes | 16,437.81 |
| Municipal Courts | 43,324.50 | Other Miscellaneous Revenues | 867,458.11 | Added and Omitted Taxes | 70,938.31 |
| PUBLIC SAFETY | | Total | 7,625,601.31 | Total Taxes Levied - ABSTRACT | 6,227,444.59 |
| Fire Protection | 180,473.53 | Prior Years Surplus Appropriated | 225,000.00 | Total Taxes Billed | 6,211,629.69 |
| Police Protection | 601,997.80 | REVENUES TOTAL | 7,850,601.31 | 1985 TAXES COLLECTED | 6,047,183.16 |
| Civil Defense & Disaster Control | 1,370.00 | Reserve For Uncollected Taxes | 238,333.84 | 1985 Taxes Cancelled, Abated or Adjusted | |
| Environmental Inspection & Control | 34,176.00 | CAPITAL OUTLAY TOTAL | 445,281.65 | Transfer to Tax Title Liens or Foreclosed | |
| Other Public Safety | | | | Balance Outstanding Dec. 31, 1985 | 164,446.53 |
| PUBLIC WORKS | | | | PRIOR YEARS TAXES OUTSTANDING | |
| Streets and Drainage | 158,164.05 | Public Enterprises | | Balance January 1, 1985 | 158,811.16 |
| Sewers and Sewage Processing | 288,784.73 | Recreation—Culture | | Collected in 1985 | 154,662.77 |
| Garbage and Trash Disposal | 273,216.74 | Public Works | 30,095.04 | Cancelled, Abated or Adjusted 1985 | |
| Public Buildings and Grounds | 37,189.00 | Buildings and Grounds | 415,186.61 | Transfers to Tax Title Liens or Foreclosed | 4,148.39 |
| Other Public Works | 27,398.00 | Library and Education | | Balance December 31, 1985 | |
| HEALTH and WELFARE | | Conservation | | TAX TITLE LIENS OUTSTANDING | |
| Health Services Except Environmental | | All Other | | Balance January 1, 1985 | 10,375.04 |
| Welfare-Public Assistance | 1,400.00 | CAPITAL DEBT AUTHORIZED, DECEMBER 31, 1985 | | Transfer From Taxes | 4,797.94 |
| Hospitals, Clinics, First Aid | | ISSUED AND UNISSUED | | Redeemed in 1985 | 485.10 |
| Animal, Insect, & Rodent Control | 9,538.50 | SCHOOL GROSS DEBT | 1,387,175 | Cancelled, Abated or Adjusted (1985) | |
| Other Welfare Services | | Self-liquidating | | Transfers to Foreclosed Property | |
| RECREATION and CONSERVATION | | Other | 3,811,250 | Balance December 31, 1985 | 14,687.88 |
| Beaches and Boardwalks | | Total | 5,198,425 | PROPERTY ACQUIRED BY DEED OR | |
| Parks, Playgrounds, Shade Trees | 27,304.00 | | | FORECLOSURE | |
| Land Reclamation & Conservation | | ISSUED AND OUTSTANDING | | Balance January 1, 1985 | 82,784.00 |
| Other Recreational Services | 1,000.00 | School | 1,387,175.05 | Transfers From Taxes or Liens | |
| EDUCATION (excluding schools) | | Self-liquidating | | Sale for Cash (1985) | |
| Libraries | 23,960.00 | Other | 3,684,000.00 | Cancelled, Abated or Adjusted (1985) | |
| Other Educational Services | 1,000.00 | Total | 5,071,175.05 | Balance December 31, 1985 | 82,784.00 |
| STATUTORY EXPENDITURES | | EQUALIZED VALUATION BASIS | | CURRENT FINANCES DECEMBER 31, 1985 | |
| Pensions & F. I. C. A. | 206,420.00 | FOR NET DEBT COMPUTATION | 233,500,546 | ASSETS | |
| Employee Fringe Benefits | 88,161.00 | REAL PROPERTY VALUATIONS | | Cash Dec. 31, 1985 | 697,546.70 |
| Other Statutory Expenditures | 6,793.46 | Code Class # of Parcels % VAL'N | | Taxes Receivable | 164,446.53 |
| CETA And Other Public Employment Programs | | 1 Vacant Land 378 6.52 | 15,206,100.00 | Tax Title Liens | 14,687.88 |
| MUNICIPAL FUNCTIONS TOTAL | 2,341,518.08 | 2 Residential 2071 79.84 | 186,244,500.00 | Foreclosed Property | 82,784.00 |
| CAPITAL IMPROVEMENTS *MEMO* | 10,000.00 | 3 Farm 8 .36 | 847,600.00 | Emergencies & Other Deferred Charges | 9,750.00 |
| DEBT SERVICE | | 4a Commercial 57 13.28 | 30,973,700.00 | State and Federal Aid Receivable | |
| Principal Payments | 260,462.50 | 4b Industrial | | Other Receivables | |
| Interest Payments | 379,685.53 | 4c Apartments | | Total | 350,525.07 |
| TYPE I SCHL DEBT *MEMO | 144,417.36 | Total | 233,271,900.00 | LIABILITIES, RESERVES, AND SURPLUS | |
| DEFERRED CHARGES | 15,254.33 | Land Area 3.80 Sq. Miles | | Cash Liabilities | 309,624.14 |
| SCHOOL, COUNTY, SPECIAL DISTRICT TAXES | 4,750,002.74 | Net Valuation Taxable-Municipal | 234,466,965 | Reserves for Receivables | 612,443.48 |
| RESERVE FOR UNCOLLECTED TAXES | 238,333.84 | Net Valuation Taxable-County | 240,546,812 | Surplus Dec. 31, 1985 | 397,672.56 |
| EXPENDITURES TOTAL | 7,985,257.02 | State Equalized Valuation | 245,689,248 | Total | 1,319,740.18 |
| | | State Equalization Ratio | 95.41 | | |

1985/3000

* ABOVE DEBT SERVICE INCLUDES TYPE I SCHOOL DEBT

*Includes County Health Service Taxes or County Vocational School Taxes. See Table 13.

1516

Population 1980 **8,483**
 Population 1985 **10,087**
 S & P Rating
 Moody Rating

General Tax Rate Per \$100.

2.75

State Equalized Tax Rate

2.48**LITTLE EGG HARBOR TWP. - OCEAN CO.****Form of Government:****Township Committee****Number of Members on Governing Body - 3****PER CAPITA:**

Gross Debt **855.94**
 Net Debt **193.96**
 Debt Service **15.66**
 Total Tax Levy **894.79**
 Municipal Expenditures **417.84**

PER CENT:

Gross Debt **2.68**
 Net Debt **.61**
 Tax Levy Collected **91.88**
 Tax Levy Cancelled, Abated or Adjusted **.12**

| EXPENDITURES | | REVENUES-REALIZED | | 1985 PROPERTY TAX | |
|---|----------------------|--|-----------------------|--|---------------------|
| GENERAL GOVERNMENT | | | | STATE EQUALIZED TAX RATE | |
| Governing Body & Public Boards | | 1985 Property Taxes Collected | 8,287,947.16 | Local District School Taxes | .67 |
| Municipal Clerk | | 1985 Payments in Lieu of Taxes | | Regional & Consolidated School Tax | .88 |
| Financial Administration | 77,570.00 | Delinquent Tax & Lien Collections | 795,593.43 | School Taxes in Municipal Budget | |
| Assessment of Taxes | 45,740.00 | Business Personalty Replacement Taxes | 23,647.80 | County Taxes | .44 * |
| Collection of Taxes | 54,855.00 | Taxes from Public Utilities | 711,207.83 | County Library Taxes | .03 |
| Planning, Housing & Development | 56,000.00 | Other Miscellaneous Tax Revenues | | Local Municipal Purpose Taxes | .46 |
| Human Resources | 100.00 | State Aid Revenues | 98,153.91 | Veteran & Senior Citizen Taxes | |
| Elections | 1,500.00 | Federal Aid Revenues | | Total Taxes for Rate Computation | 2.48 |
| General Administration (other) | 492,541.34 | State and Local Fiscal Assistance Act Utilized | 86,234.64 | Special District Taxes | |
| JUDICIARY | | Sale of Acquired Property | | Bank Corp. Taxes | 8,528.06 |
| Municipal Courts | 52,497.00 | Other Miscellaneous Revenues | 626,692.01 | Added and Omitted Taxes | 248,087.17 |
| PUBLIC SAFETY | | Total | 10,629,476.78 | Total Taxes Levied - ABSTRACT | 9,025,723.60 |
| Fire Protection | 46,200.00 | Prior Years Surplus Appropriated | 1,100,000.00 | Total Taxes Billed | 9,020,335.41 |
| Police Protection | 834,278.00 | REVENUES TOTAL | 11,729,476.78 | 1985 TAXES COLLECTED | 8,287,947.16 |
| Civil Defense & Disaster Control | 2,500.00 | Reserve For Uncollected Taxes | 1,032,691.00 | 1985 Taxes Cancelled, Abated or Adjusted | 10,529.88 |
| Environmental Inspection & Control | 29,659.00 | CAPITAL OUTLAY TOTAL | 753,450.10 | Transfer to Tax Title Liens or Foreclosed | 96,925.13 |
| Other Public Safety | | | | Balance Outstanding Dec. 31, 1985 | 624,933.24 |
| PUBLIC WORKS | | | | PRIOR YEARS TAXES OUTSTANDING | |
| Streets and Drainage | 284,497.69 | Public Enterprises | | Balance January 1, 1985 | 659,463.61 |
| Sewers and Sewage Processing | | Recreation—Culture | | Collected in 1985 | 620,734.30 |
| Garbage and Trash Disposal | 623,525.00 | Public Works | 483,175.10 | Cancelled, Abated or Adjusted 1985 | 86.25 |
| Public Buildings and Grounds | 37,611.75 | Buildings and Grounds | 270,275.00 | Transfers to Tax Title Liens or Foreclosed | 36,523.70 |
| Other Public Works | 64,136.00 | Library and Education | | Balance December 31, 1985 | 2,119.36 |
| HEALTH and WELFARE | | Conservation | | TAX TITLE LIENS OUTSTANDING | |
| Health Services Except Environmental | 9,658.58 | All Other | | Balance January 1, 1985 | 408,522.65 |
| Welfare-Public Assistance | 29,500.00 | CAPITAL DEBT AUTHORIZED, DECEMBER 31, 1985 | | Transfer From Taxes | 138,572.49 |
| Hospitals, Clinics, First Aid | | ISSUED AND UNISSUED | | Redeemed in 1985 | 174,859.13 |
| Animal, Insect, & Rodent Control | 22,572.17 | School | 6,558,207 | Cancelled, Abated or Adjusted (1985) | 3,789.69 |
| Other Welfare Services | 50.00 | Self-liquidating | | Transfers to Foreclosed Property | |
| RECREATION and CONSERVATION | | Other | 2,075,661 | Balance December 31, 1985 | 368,446.32 |
| Beaches and Boardwalks | | Total | 8,633,868 | PROPERTY ACQUIRED BY DEED OR | |
| Parks, Playgrounds, Shade Trees | | ISSUED AND OUTSTANDING | | FORECLOSURE | |
| Land Reclamation & Conservation | 1,245.00 | School | 6,558,207.73 | Balance January 1, 1985 | 649,300.00 |
| Other Recreational Services | 15,911.64 | Self-Liquidating | | Transfers From Taxes or Liens | |
| EDUCATION (excluding schools) | | Other | 1,919,950.00 | Sale for Cash (1985) | |
| Libraries | 500.00 | Total | 8,478,157.73 | Cancelled, Abated or Adjusted (1985) | 31,900.00 |
| Other Educational Services | | EQUALIZED VALUATION BASIS | | Balance December 31, 1985 | 617,400.00 |
| STATUTORY EXPENDITURES | | FOR NET DEBT COMPUTATION | 322,558,541 | CURRENT FINANCES DECEMBER 31, 1985 | |
| Pensions & F. I. C. A. | 202,114.80 | REAL PROPERTY VALUATIONS | | ASSETS | |
| Employee Fringe Benefits | | Code Class # of Parcels % VAL'N | | Cash Dec. 31, 1985 | 3,932,666.29 |
| Other Statutory Expenditures | 15,856.82 | 1 Vacant Land 3016 12.74 | 39,303,400.00 | Taxes Receivable | 627,052.60 |
| CETA And Other Public Employment Programs | | 2 Residential 5289 82.20 | 253,489,600.00 | Tax Title Liens | 368,446.32 |
| MUNICIPAL FUNCTIONS | 3,000,619.79 | 3 Farm 7 .07 | 226,200.00 | Foreclosed Property | 617,400.00 |
| CAPITAL IMPROVEMENTS | *MEMO* | 4a Commercial 101 4.52 | 13,924,400.00 | Emergencies & Other Deferred Charges | 8,655.83 |
| DEBT SERVICE | | 4b Industrial 2 .05 | 146,000.00 | State and Federal Aid Receivable | 14,114.45 |
| Principal Payments | 62,600.00 | 4c Apartments 1 .42 | 1,300,000.00 | Other Receivables | 51,325.21 |
| Interest Payments | 95,400.00 | Total | 308,389,600.00 | Total | 5,619,660.70 |
| DEFERRED CHARGES | 23,485.20 | Land Area 49.50 Sq. Miles | | LIABILITIES, RESERVES, AND SURPLUS | |
| SCHOOL, COUNTY, SPECIAL DISTRICT TAXES | 7,125,108.37 | Net Valuation Taxable-Municipal | 318,874,676 | Cash Liabilities | 1,955,563.71 |
| RESERVE FOR UNCOLLECTED TAXES | 1,032,691.00 | Net Valuation Taxable-County | 343,044,648 | Reserves for Receivables | 1,664,224.13 |
| EXPENDITURES | | State Equalized Valuation | 352,911,903 | Surplus Dec. 31, 1985 | 1,999,872.86 |
| TOTAL | 11,339,904.36 | State Equalization Ratio | 90.06 | Total | 5,619,660.70 |

1605

Population 1980 **11,496**
 Population 1985 **12,236**
 S & P Rating
 Moody Rating **A**

General Tax Rate Per \$100.

5.88

State Equalized Tax Rate

1.81**LITTLE FALLS TOWNSHIP – PASSAIC CO.****Form of Government:****Township Committee****Number of Members on Governing Body – 5****PER CAPITA:**

Gross Debt **270.79**
 Net Debt **187.12**
 Debt Service **24.93**
 Total Tax Levy **669.20**
 Municipal Expenditures **274.51**

PER CENT:

Gross Debt **.87**
 Net Debt **.60**
 Tax Levy Collected **94.09**
 Tax Levy Cancelled, Abated
 or Adjusted **.32**

| EXPENDITURES | | REVENUES-REALIZED | | 1985 PROPERTY TAX | |
|--|----------------------|--|-----------------------|--|---------------------|
| GENERAL GOVERNMENT | | | | STATE EQUALIZED TAX RATE .52 | |
| Governing Body & Public Boards | | 1985 Property Taxes Collected | 7,672,371.69 | Local District School Taxes | 2,241,605.50 |
| Municipal Clerk | | 1985 Payments in Lieu of Taxes | | Regional & Consolidated School Tax | 1,906,409.12 |
| Financial Administration | 54,364.64 | Delinquent Tax & Lien Collections | 174,795.61 | School Taxes in Municipal Budget | |
| Assessment of Taxes | 38,145.00 | Business Personalty Replacement Taxes | 218,459.12 | County Taxes | 2,523,226.03 |
| Collection of Taxes | 32,515.00 | Taxes from Public Utilities | 947,404.00 | County Library Taxes | |
| Planning, Housing & Development | 15,920.30 | Other Miscellaneous Tax Revenues | | Local Municipal Purpose Taxes | 1,145,239.30 |
| Human Resources | 33,678.96 | State Aid Revenues | 173,609.54 | Veteran & Senior Citizen Taxes | 130,450.00 |
| Elections | 3,221.18 | Federal Aid Revenues | 450.00 | Total Taxes for Rate Computation | 7,946,929.95 |
| General Administration (other) | 286,444.98 | State and Local Fiscal Assistance Act Utilized | 67,197.58 | Special District Taxes | |
| JUDICIARY | | Sale of Acquired Property | 420,827.34 | Bank Corp. Taxes | 33,699.18 |
| Municipal Courts | 51,265.00 | Other Miscellaneous Revenues | 9,675,114.88 | Added and Omitted Taxes | 338,138.16 |
| PUBLIC SAFETY | | Total | 9,675,114.88 | Total Taxes Levied - ABSTRACT | 8,188,317.29 |
| Fire Protection | 187,352.85 | Prior Years Surplus Appropriated | 400,000.00 | Total Taxes Billed | 8,154,618.11 |
| Police Protection | 741,009.67 | REVENUES TOTAL | 10,075,114.88 | 1985 TAXES COLLECTED | 7,672,371.69 |
| Civil Defense & Disaster Control | 3,240.67 | Reserve For Uncollected Taxes | 229,900.70 | 1985 Taxes Cancelled, Abated or Adjusted | 26,463.29 |
| Environmental Inspection & Control | 41,288.00 | CAPITAL OUTLAY TOTAL | 391,232.72 | Transfer to Tax Title Liens or Foreclosed | 4,492.32 |
| Other Public Safety | | | | Balance Outstanding Dec. 31, 1985 | 451,290.81 |
| PUBLIC WORKS | | | | PRIOR YEARS TAXES OUTSTANDING | |
| Streets and Drainage | 76,995.00 | Public Enterprises | 5,960.00 | Balance January 1, 1985 | 450,078.18 |
| Sewers and Sewage Processing | 27,015.61 | Recreation—Culture | 71,589.77 | Collected in 1985 | 174,795.61 |
| Garbage and Trash Disposal | 175,400.00 | Public Works | 289,525.87 | Cancelled, Abated or Adjusted 1985 | |
| Public Buildings and Grounds | 19,023.79 | Buildings and Grounds | 24,157.08 | Transfers to Tax Title Liens or Foreclosed | |
| Other Public Works | 397,403.51 | Library and Education | | Balance December 31, 1985 | 275,282.57 |
| HEALTH and WELFARE | | Conservation | | TAX TITLE LIENS OUTSTANDING | |
| Health Services Except Environmental | 24,410.00 | All Other | | Balance January 1, 1985 | 63,961.83 |
| Welfare-Public Assistance | 4,955.00 | CAPITAL DEBT AUTHORIZED, DECEMBER 31, 1985 | | Transfer From Taxes | 4,492.32 |
| Hospitals, Clinics, First Aid | | ISSUED AND UNISSUED GROSS DEBT | | Redeemed in 1985 | |
| Animal, Insect, & Rodent Control | 8,055.00 | School | 1,023,793 | Cancelled, Abated or Adjusted (1985) | |
| Other Welfare Services | | Self-liquidating | 2,289,543 | Transfers to Foreclosed Property | |
| RECREATION and CONSERVATION | | Other | 2,289,543 | Balance December 31, 1985 | 68,454.15 |
| Beaches and Boardwalks | | Total | 2,289,543 | PROPERTY ACQUIRED BY DEED OR | |
| Parks, Playgrounds, Shade Trees | 1,530.04 | ISSUED AND OUTSTANDING | | FORECLOSURE | |
| Land Reclamation & Conservation | 1,784.97 | School | 1,023,793.46 | Balance January 1, 1985 | 12,080.00 |
| Other Recreational Services | 100,970.25 | Self-Liquidating | 1,743,000.00 | Transfers From Taxes or Liens | |
| EDUCATION (excluding schools) | | Other | 2,766,793.46 | Sale for Cash (1985) | |
| Libraries | 132,780.00 | Total | 2,766,793.46 | Cancelled, Abated or Adjusted (1985) | |
| Other Educational Services | | EQUALIZED VALUATION BASIS | | Balance December 31, 1985 | 12,080.00 |
| STATUTORY EXPENDITURES | | FOR NET DEBT COMPUTATION | 381,172.002 | CURRENT FINANCES DECEMBER 31, 1985 | |
| Pensions & F. I. C. A. | 210,658.63 | REAL PROPERTY VALUATIONS | | ASSETS | |
| Employee Fringe Benefits | 78,000.00 | Code Class # of Parcels % VAL'N | | Cash Dec. 31, 1985 | 821,476.11 |
| Other Statutory Expenditures | | 1 Vacant Land 274 2.98 | 3,897,200.00 | Taxes Receivable | 726,573.38 |
| CETA And Other Public Employment Programs | | 2 Residential 2972 67.75 | 88,697,000.00 | Tax Title Liens | 68,454.15 |
| MUNICIPAL FUNCTIONS | 2,747,428.05 | 3 Farm | | Foreclosed Property | 12,080.00 |
| CAPITAL IMPROVEMENTS | 140,000.00 | 4a Commercial 155 13.10 | 17,148,300.00 | Emergencies & Other Deferred Charges | 79,622.51 |
| DEBT SERVICE | | 4b Industrial 47 8.04 | 10,529,100.00 | State and Federal Aid Receivable | 7,188.79 |
| Principal Payments | 195,000.00 | 4c Apartments 11 8.14 | 10,650,606.00 | Other Receivables | 141,752.21 |
| Interest Payments | 110,000.00 | Total 3459 | 130,922,206.00 | Total | 1,857,147.15 |
| DEFERRED CHARGES | 76,530.15 | Land Area 2.80 Sq. Miles | | LIABILITIES, RESERVES, AND SURPLUS | |
| SCHOOL, COUNTY, SPECIAL DISTRICT TAXES | 6,671,240.65 | Net Valuation Taxable-Municipal | 133,101,725 | Cash Liabilities | 633,534.54 |
| RESERVE FOR UNCOLLECTED TAXES | 229,900.70 | Net Valuation Taxable-County | 395,950,375 | Reserves for Receivables | 893,513.13 |
| EXPENDITURES | 10,030,099.55 | State Equalized Valuation | 427,946,701 | Surplus Dec. 31, 1985 | 330,099.48 |
| TOTAL | | State Equalization Ratio | 30.75 | Total | 1,857,147.15 |

0230
Population 1980 **9,399**
Population 1985 **10,225**
S & P Rating
Moody Rating **A**

General Tax Rate Per \$100. **3.33**
State Equalized Tax Rate **1.97**

LITTLE FERRY BORO. - BERGEN CO.
Form of Government:
Borough Council
Number of Members on Governing Body - 6

PER CAPITA:
Gross Debt **236.74**
Net Debt **224.61**
Debt Service **33.11**
Total Tax Levy **673.25**
Municipal Expenditures **360.26**

PER CENT:
Gross Debt **.84**
Net Debt **.79**
Tax Levy Collected **97.38**
Tax Levy Cancelled, Abated or Adjusted

| EXPENDITURES | | REVENUES-REALIZED | | 1985 PROPERTY TAX | |
|---|---------------------|--|-----------------------|--|---------------------|
| GENERAL GOVERNMENT | | | | STATE EQUALIZED TAX RATE | |
| Governing Body & Public Boards | | | | Local District School Taxes | 1.02 |
| Municipal Clerk | | | | Regional & Consolidated School Tax | |
| Financial Administration | 17,750.00 | 1985 Property Taxes Collected | 6,698,023.57 | School Taxes in Municipal Budget | |
| Assessment of Taxes | 211,811.00 | 1985 Payments in Lieu of Taxes | | County Taxes | .35 |
| Collection of Taxes | 17,825.00 | Delinquent Tax & Lien Collections | 95,714.96 | County Library Taxes | |
| Planning, Housing & Development | 14,660.00 | Business Personalty Replacement Taxes | 109,756.52 | Local Municipal Purpose Taxes | .60 |
| Human Resources | | Taxes from Public Utilities | 585,999.00 | Veteran & Senior Citizen Taxes | |
| Elections | 1,700.00 | Other Miscellaneous Tax Revenues | | Total Taxes for Rate Computation | 1.97 |
| General Administration (other) | 349,916.00 | State Aid Revenues | 107,750.34 | Special District Taxes | |
| JUDICIARY | | Federal Aid Revenues | | Bank Corp. Taxes | 20,406.00 |
| Municipal Courts | 44,350.00 | State and Local Fiscal Assistance Act Utilized | 107,963.00 | Added and Omitted Taxes | 220,128.48 |
| PUBLIC SAFETY | | Sale of Acquired Property | | Total Taxes Levied - ABSTRACT | 6,883,955.49 |
| Fire Protection | 105,390.00 | Other Miscellaneous Revenues | 337,504.16 | Total Taxes Billed | 6,878,213.11 |
| Police Protection | 903,394.00 | Total | 8,042,711.55 | 1985 TAXES COLLECTED | 6,698,023.57 |
| Civil Defense & Disaster Control | 4,000.00 | Prior Years Surplus Appropriated | 320,000.00 | 1985 Taxes Cancelled, Abated or Adjusted | |
| Environmental Inspection & Control | 32,385.00 | REVENUES TOTAL | 8,362,711.55 | Transfer to Tax Title Liens or Foreclosed | |
| Other Public Safety | | Reserve For Uncollected Taxes | 178,562.61 | Balance Outstanding Dec. 31, 1985 | 1,841.49 |
| PUBLIC WORKS | | CAPITAL OUTLAY TOTAL | 409,561.01 | | 178,348.05 |
| Streets and Drainage | 358,924.00 | Public Enterprises | | PRIOR YEARS TAXES OUTSTANDING | |
| Sewers and Sewage Processing | 342,815.00 | Recreation—Culture | 65.82 | Balance January 1, 1985 | 93,494.74 |
| Garbage and Trash Disposal | 188,760.00 | Public Works | 173,227.85 | Collected in 1985 | 93,494.74 |
| Public Buildings and Grounds | 51,616.00 | Buildings and Grounds | 236,267.34 | Cancelled, Abated or Adjusted 1985 | |
| Other Public Works | | Library and Education | | Transfers to Tax Title Liens or Foreclosed | |
| HEALTH and WELFARE | | Conservation | | Balance December 31, 1985 | |
| Health Services Except Environmental | 30,100.00 | All Other | | TAX TITLE LIENS OUTSTANDING | |
| Welfare-Public Assistance | 8,275.00 | | | Balance January 1, 1985 | 4,492.21 |
| Hospitals, Clinics, First Aid | | CAPITAL DEBT AUTHORIZED, DECEMBER 31, 1985 | | Transfer From Taxes | 1,841.49 |
| Animal, Insect, & Rodent Control | | ISSUED AND UNISSUED | | Redeemed in 1985 | 2,220.22 |
| Other Welfare Services | | School | 124,000 | Cancelled, Abated or Adjusted (1985) | |
| RECREATION and CONSERVATION | | Self-liquidating | 2,296,650 | Transfers to Foreclosed Property | |
| Beaches and Boardwalks | 33,780.00 | Other | 2,296,650 | Balance December 31, 1985 | 4,113.48 |
| Parks, Playgrounds, Shade Trees | | Total | 2,420,650 | PROPERTY ACQUIRED BY DEED OR | |
| Land Reclamation & Conservation | 6,000.00 | | | FORECLOSURE | |
| Other Recreational Services | | ISSUED AND OUTSTANDING | | Balance January 1, 1985 | 13,455.00 |
| EDUCATION (excluding schools) | | School | 124,000.00 | Transfers From Taxes or Liens | |
| Libraries | 81,900.00 | Self-Liquidating | 2,295,950.00 | Sale for Cash (1985) | |
| Other Educational Services | 300.00 | Other | 2,419,950.00 | Cancelled, Abated or Adjusted (1985) | |
| STATUTORY EXPENDITURES | | Total | 2,419,950.00 | Balance December 31, 1985 | 13,455.00 |
| Pensions & F. I. C. A. | 205,638.72 | EQUALIZED VALUATION BASIS | | CURRENT FINANCES DECEMBER 31, 1985 | |
| Employee Fringe Benefits | 128,000.00 | FOR NET DEBT COMPUTATION | 289,199.343 | ASSETS | |
| Other Statutory Expenditures | 5,000.00 | REAL PROPERTY VALUATIONS | | Cash Dec. 31, 1985 | 1,588,567.11 |
| CETA And Other Public Employment Programs | | Code Class # of Parcels % VAL'N | | Taxes Receivable | 178,348.05 |
| MUNICIPAL FUNCTIONS | 3,144,289.72 | 1 Vacant Land 205 2.60 | 5,087,000.00 | Tax Title Liens | 4,113.48 |
| CAPITAL IMPROVEMENTS | 12,500.00 | 2 Residential 2048 59.39 | 115,985,750.00 | Foreclosed Property | 13,455.00 |
| DEBT SERVICE | | 3 Farm | | Emergencies & Other Deferred Charges | 158,300.00 |
| Principal Payments | 207,600.00 | 4a Commercial 113 12.11 | 23,650,800.00 | State and Federal Aid Receivable | 12,274.21 |
| Interest Payments | 130,964.85 | 4b Industrial 74 14.56 | 28,441,600.00 | Other Receivables | 18,166.45 |
| DEFERRED CHARGES | 22,200.00 | 4c Apartments 25 11.33 | 22,126,718.00 | Total | 1,973,224.30 |
| SCHOOL, COUNTY, SPECIAL DISTRICT TAXES | 4,622,840.17 | Total 2465 | 195,291,868.00 | LIABILITIES, RESERVES, AND SURPLUS | |
| RESERVE FOR UNCOLLECTED TAXES | 178,562.61 | Land Area 1.50 Sq. Miles | 199,942,481 | Cash Liabilities | 1,193,054.76 |
| EXPENDITURES TOTAL | 8,306,457.35 | Net Valuation Taxable-Municipal | 289,290,753 | Reserves for Receivables | 214,082.98 |
| | | Net Valuation Taxable-County | 334,257,141 | Surplus Dec. 31, 1985 | 566,086.56 |
| | | State Equalized Valuation | 59.25 | Total | 1,973,224.30 |
| | | State Equalization Ratio | | | |

2.33

Number of Members on Governing Body – 6

| | |
|------------------------|--------|
| Municipal Expenditures | 449.67 |
|------------------------|--------|

or Adjusted

337

0710
 Population 1980 **28,040**
 Population 1985 **28,400**
 S & P Rating
 Moody Rating **AA1**
 General Tax Rate Per \$100. **4.57**
 State Equalized Tax Rate **2.08**

LIVINGSTON TOWNSHIP – ESSEX COUNTY
Form of Government:
Council-Manager Plan E (OMCL 50)
Number of Members on Governing Body – 5

PER CAPITA:
 Gross Debt **126.10**
 Net Debt **62.12**
 Debt Service **8.38**
 Total Tax Levy **1,339.12**
 Municipal Expenditures **316.32**
PER CENT:
 Gross Debt **.23**
 Net Debt **.11**
 Tax Levy Collected **98.32**
 Tax Levy Cancelled, Abated or Adjusted **.02**

| EXPENDITURES | | REVENUES-REALIZED | | 1985 PROPERTY TAX | |
|---|----------------------|--|----------------------|---|----------------------|
| GENERAL GOVERNMENT | | | | STATE EQUALIZED TAX RATE | |
| Governing Body & Public Boards | | 1985 Property Taxes Collected | 37,423,202.17 | Local District School Taxes | 1.01 |
| Municipal Clerk | | 1985 Payments in Lieu of Taxes | | Regional & Consolidated School Tax | |
| Financial Administration | 90,352.00 | Delinquent Tax & Lien Collections | 634,732.09 | School Taxes in Municipal Budget | |
| Assessment of Taxes | 60,110.00 | Business Personality Replacement Taxes | 406,901.40 | County Taxes | .98 |
| Collection of Taxes | 102,742.00 | Taxes from Public Utilities | 2,365,804.00 | County Library Taxes | |
| Planning, Housing & Development | 110,228.00 | Other Miscellaneous Tax Revenues | 296,045.81 | Local Municipal Purpose Taxes | .09 |
| Human Resources | 47,367.00 | State Aid Revenues | 232,339.41 | Veteran & Senior Citizen Taxes | |
| Elections | 6,500.00 | Federal Aid Revenues | | Total Taxes for Rate Computation | 2.08 |
| General Administration (other) | 721,764.00 | State and Local Fiscal Assistance Act Utilized | 211,400.26 | Special District Taxes | |
| JUDICIARY | | Sale of Acquired Property | | Bank Corp. Taxes | 28,218.86 |
| Municipal Courts | 107,742.00 | Other Miscellaneous Revenues | 2,564,761.89 | Added and Omitted Taxes | 425,997.49 |
| PUBLIC SAFETY | | Total | 44,135,187.03 | Total Taxes Levied - ABSTRACT | 38,031,024.65 |
| Fire Protection | 250,938.00 | Prior Years Surplus Appropriated | 1,665,000.00 | Total Taxes Billed | 38,064,458.08 |
| Police Protection | 1,912,554.00 | REVENUES TOTAL | 45,800,187.03 | 1985 TAXES COLLECTED | 37,423,202.17 |
| Civil Defense & Disaster Control | 11,500.00 | Reserve For Uncollected Taxes | 819,369.12 | 1985 Taxes Cancelled, Abated or Adjusted | 9,223.20 |
| Environmental Inspection & Control | 88,429.00 | CAPITAL OUTLAY TOTAL | 184,783.00 | Transfer to Tax Title Liens or Foreclosed | 3,676.33 |
| Other Public Safety | | | | Balance Outstanding Dec. 31, 1985 | 628,356.38 |
| PUBLIC WORKS | | | | PRIOR YEARS TAXES OUTSTANDING | |
| Streets and Drainage | 835,978.00 | Public Enterprises | 46,450.75 | Balance January 1, 1985 | 631,440.16 |
| Sewers and Sewage Processing | 769,994.00 | Recreation—Culture | | Collected in 1985 | 626,293.15 |
| Garbage and Trash Disposal | 50,000.00 | Public Works | 129,276.25 | Cancelled, Abated or Adjusted 1985 | 1,090.00 |
| Public Buildings and Grounds | 315,546.26 | Buildings and Grounds | 9,056.00 | Transfers to Tax Title Liens or Foreclosed | 2,120.24 |
| Other Public Works | | Library and Education | | Balance December 31, 1985 | 1,936.77 |
| HEALTH and WELFARE | | Conservation | | TAX TITLE LIENS OUTSTANDING | |
| Health Services Except Environmental | 204,178.00 | All Other | | Balance January 1, 1985 | 10,984.86 |
| Welfare-Public Assistance | 10,985.00 | | | Transfer From Taxes | 6,083.76 |
| Hospitals, Clinics, First Aid | | | | Redeemed in 1985 | 8,438.94 |
| Animal, Insect, & Rodent Control | | | | Cancelled, Abated or Adjusted (1985) | |
| Other Welfare Services | | | | Transfers to Foreclosed Property | |
| RECREATION and CONSERVATION | | | | Balance December 31, 1985 | 8,629.68 |
| Beaches and Boardwalks | 64,900.00 | | | PROPERTY ACQUIRED BY DEED OR FORECLOSURE | |
| Parks, Playgrounds, Shade Trees | 60,756.80 | | | Balance January 1, 1985 | 293,950.00 |
| Land Reclamation & Conservation | 593,743.00 | | | Transfers From Taxes or Liens | |
| Other Recreational Services | | | | Sale for Cash (1985) | |
| EDUCATION (excluding schools) | | | | Cancelled, Abated or Adjusted (1985) | |
| Libraries | 683,644.00 | | | Balance December 31, 1985 | 293,950.00 |
| Other Educational Services | | | | CURRENT FINANCES DECEMBER 31, 1985 | |
| STATUTORY EXPENDITURES | | | | ASSETS | |
| Pensions & F. I. C. A. | 607,188.50 | | | Cash Dec. 31, 1985 | 6,559,255.00 |
| Employee Fringe Benefits | 194,000.00 | | | Taxes Receivable | 630,293.15 |
| Other Statutory Expenditures | 25,000.00 | | | Tax Title Liens | 8,629.68 |
| CETA And Other Public Employment Programs | | | | Foreclosed Property | 293,950.00 |
| MUNICIPAL FUNCTIONS TOTAL | 7,926,139.56 | | | Emergencies & Other Deferred Charges | |
| CAPITAL IMPROVEMENTS *MEMO* | 100,000.00 | | | State and Federal Aid Receivable | |
| DEBT SERVICE | | | | Other Receivables | 2,052,535.86 |
| Principal Payments | 155,000.00 | | | Total | 9,544,663.69 |
| Interest Payments | 82,852.50 | | | LIABILITIES, RESERVES, AND SURPLUS | |
| DEFERRED CHARGES | | | | Cash Liabilities | 4,643,578.69 |
| SCHOOL, COUNTY, SPECIAL DISTRICT TAXES | 35,860,403.09 | | | Reserves for Receivables | 2,982,962.69 |
| RESERVE FOR UNCOLLECTED TAXES | 819,369.12 | | | Surplus Dec. 31, 1985 | 1,918,122.31 |
| EXPENDITURES TOTAL | 44,843,764.27 | | | Total | 9,544,663.69 |

1324
Population 1980 369
Population 1985 358
S & P Rating
Moody Rating

General Tax Rate Per \$100. 4.32
State Equalized Tax Rate 2.83

LOCH ARBOUR VILLAGE - MONMOUTH CO.
Form of Government:
Village Board of Trustees
Number of Members on Governing Body - 5

PER CAPITA:
Gross Debt 594.15
Net Debt 224.74
Debt Service 48.67
Total Tax Levy 1,381.30
Municipal Expenditures 917.59
PER CENT:
Gross Debt 1.35
Net Debt .51
Tax Levy Collected 98.39
Tax Levy Cancelled, Abated or Adjusted

| EXPENDITURES | | REVENUES-REALIZED | | 1985 PROPERTY TAX | |
|---|------------|--|---------------|--|-----------------|
| GENERAL GOVERNMENT | | | | STATE EQUALIZED TAX RATE | |
| Governing Body & Public Boards | | | | Local District School Taxes | 1.37 239,369.95 |
| Municipal Clerk | | | | Regional & Consolidated School Tax | |
| Financial Administration | 12,482.65 | 1985 Property Taxes Collected | 486,534.69 | School Taxes in Municipal Budget | |
| Assessment of Taxes | 1,130.00 | 1985 Payments in Lieu of Taxes | | County Taxes | .48 84,279.63 |
| Collection of Taxes | 4,495.00 | Delinquent Tax & Lien Collections | 23,453.74 | County Library Taxes | .02 3,157.48 |
| Planning, Housing & Development | 2,164.00 | Business Personalty Replacement Taxes | 4,101.40 | Local Municipal Purpose Taxes | .96 167,700.00 |
| Human Resources | | Taxes from Public Utilities | 22,605.00 | Veteran & Senior Citizen Taxes | |
| Elections | | Other Miscellaneous Tax Revenues | | Total Taxes for Rate Computation | 2.83 497,157.06 |
| General Administration (other) | 38,966.40 | State Aid Revenues | 4,283.44 | Special District Taxes | |
| JUDICIARY | | Federal Aid Revenues | | Bank Corp. Taxes | |
| Municipal Courts | 5,785.00 | State and Local Fiscal Assistance Act Utilized | 4,132.00 | Added and Omitted Taxes | |
| PUBLIC SAFETY | | Sale of Acquired Property | | Total Taxes Levied - ABSTRACT | 494,507.06 |
| Fire Protection | 13,204.87 | Other Miscellaneous Revenues | 91,888.68 | Total Taxes Billed | 494,507.06 |
| Police Protection | 88,681.45 | Total | 636,998.95 | 1985 TAXES COLLECTED | 486,534.69 |
| Civil Defense & Disaster Control | | Prior Years Surplus Appropriated | 79,000.00 | 1985 Taxes Cancelled, Abated or Adjusted | |
| Environmental Inspection & Control | | REVENUES TOTAL | 715,998.95 | Transfer to Tax Title Liens or Foreclosed | |
| Other Public Safety | 232.00 | Reserve For Uncollected Taxes | 44,707.81 | Balance Outstanding Dec. 31, 1985 | 7,972.37 |
| PUBLIC WORKS | | CAPITAL OUTLAY TOTAL | | PRIOR YEARS TAXES OUTSTANDING | |
| Streets and Drainage | 7,100.00 | Public Enterprises | | Balance January 1, 1985 | 27,443.13 |
| Sewers and Sewage Processing | 23,212.00 | Recreation—Culture | | Collected in 1985 | 23,453.74 |
| Garbage and Trash Disposal | 26,500.00 | Public Works | | Cancelled, Abated or Adjusted 1985 | |
| Public Buildings and Grounds | 3,700.00 | Buildings and Grounds | | Transfers to Tax Title Liens or Foreclosed | |
| Other Public Works | | Library and Education | | Balance December 31, 1985 | 3,989.39 |
| HEALTH and WELFARE | | Conservation | | TAX TITLE LIENS OUTSTANDING | |
| Health Services Except Environmental | 700.00 | All Other | | Balance January 1, 1985 | |
| Welfare-Public Assistance | 25.00 | CAPITAL DEBT AUTHORIZED, DECEMBER 31, 1985 | | Transfer From Taxes | |
| Hospitals, Clinics, First Aid | | ISSUED AND UNISSUED GROSS DEBT | | Redeemed in 1985 | |
| Animal, Insect, & Rodent Control | 100.00 | School | 132,250 | Cancelled, Abated or Adjusted (1985) | |
| Other Welfare Services | | Self-liquidating | | Transfers to Foreclosed Property | |
| RECREATION and CONSERVATION | | Other | 80,456 | Balance December 31, 1985 | |
| Beaches and Boardwalks | 28,987.26 | Total | 212,707 | PROPERTY ACQUIRED BY DEED OR | |
| Parks, Playgrounds, Shade Trees | | | | FORECLOSURE | |
| Land Reclamation & Conservation | 1,155.00 | ISSUED AND OUTSTANDING | | Balance January 1, 1985 | |
| Other Recreational Services | | School | 132,250.70 | Transfers From Taxes or Liens | |
| EDUCATION (excluding schools) | | Self-Liquidating | | Sale for Cash (1985) | |
| Libraries | | Other | 68,300.00 | Cancelled, Abated or Adjusted (1985) | |
| Other Educational Services | | Total | 200,550.70 | Balance December 31, 1985 | |
| STATUTORY EXPENDITURES | | EQUALIZED VALUATION BASIS | | CURRENT FINANCES DECEMBER 31, 1985 | |
| Pensions & F. I. C. A. | 6,610.69 | FOR NET DEBT COMPUTATION | 15,725,582 | ASSETS | |
| Employee Fringe Benefits | | REAL PROPERTY VALUATIONS | | Cash Dec. 31, 1985 | 154,987.00 |
| Other Statutory Expenditures | | Code Class # of Parcels % VAL'N | | Taxes Receivable | 11,961.76 |
| CETA And Other Public Employment Programs | | 1 Vacant Land 6 1.57 | 178,300.00 | Tax Title Liens | |
| MUNICIPAL FUNCTIONS TOTAL | 265,141.32 | 2 Residential 135 90.77 | 10,328,500.00 | Foreclosed Property | |
| CAPITAL IMPROVEMENTS *MEMO* | 2,000.00 | 3 Farm | | Emergencies & Other Deferred Charges | 4,742.40 |
| DEBT SERVICE | | 4a Commercial 6 7.30 | 831,100.00 | State and Federal Aid Receivable | |
| Principal Payments | 12,700.00 | 4b Industrial | | Other Receivables | |
| Interest Payments | 4,724.50 | 4c Apartments 1 .36 | 40,400.00 | Total | 171,691.16 |
| | | Total 148 | 11,378,300.00 | LIABILITIES, RESERVES, AND SURPLUS | |
| DEFERRED CHARGES | 1,222.92 | Land Area .10 Sq. Miles | | Cash Liabilities | 41,506.30 |
| SCHOOL, COUNTY, SPECIAL DISTRICT TAXES | 326,807.06 | Net Valuation Taxable-Municipal | 11,444,881 | Reserves for Receivables | 11,961.76 |
| RESERVE FOR UNCOLLECTED TAXES | 44,707.81 | Net Valuation Taxable-County | 15,903,352 | Surplus Dec. 31, 1985 | 118,223.10 |
| EXPENDITURES TOTAL | 655,303.61 | State Equalized Valuation | 17,456,616 | Total | 171,691.16 |
| | | State Equalization Ratio | 65.43 | | |

0231
Population 1980 **23,956**
Population 1985 **23,477**
S & P Rating
Moody Rating **AAA**

General Tax Rate Per \$100.

State Equalized Tax Rate
3.95
2.62

LODI BOROUGH – BERGEN COUNTY

Form of Government:

Mayor-Council Plan B (OMCL 50)

Number of Members on Governing Body – 7

PER CAPITA:

Gross Debt **531.19**
Net Debt **349.00**
Debt Service **55.66**
Total Tax Levy **706.81**
Municipal Expenditures **370.67**

PER CENT:

Gross Debt **2.18**
Net Debt **1.43**
Tax Levy Collected **95.89**
Tax Levy Cancelled, Abated or Adjusted **.08**

| EXPENDITURES | | REVENUES-REALIZED | | 1985 PROPERTY TAX | |
|---|----------------------|--|-----------------------|--|----------------------|
| GENERAL GOVERNMENT | | | | STATE EQUALIZED TAX RATE 1.48 | |
| Governing Body & Public Boards | 42,753.10 | 1985 Property Taxes Collected | 15,895,895.19 | Local District School Taxes | 9,290,001.00 |
| Municipal Clerk | 84,093.00 | 1985 Payments in Lieu of Taxes | 22,587.83 | Regional & Consolidated School Tax | |
| Financial Administration | 26,506.00 | Delinquent Tax & Lien Collections | 548,576.40 | School Taxes in Municipal Budget | |
| Assessment of Taxes | 36,663.00 | Business Personalty Replacement Taxes | 363,124.72 | County Taxes | .37 |
| Collection of Taxes | 147,166.35 | Taxes from Public Utilities | 991,651.00 | County Library Taxes | |
| Planning, Housing & Development | 12,300.00 | Other Miscellaneous Tax Revenues | | Local Municipal Purpose Taxes | .77 |
| Human Resources | 74,275.94 | State Aid Revenues | 585,479.13 | Veteran & Senior Citizen Taxes | |
| Elections | | Federal Aid Revenues | | Total Taxes for Rate Computation | 2.62 |
| General Administration (other) | 584,286.86 | State and Local Fiscal Assistance Act Utilized | 321,350.00 | Special District Taxes | |
| JUDICIARY | | Sale of Acquired Property | | Bank Corp. Taxes | 38,574.53 |
| Municipal Courts | 77,153.00 | Other Miscellaneous Revenues | 962,545.87 | Added and Omitted Taxes | 134,066.71 |
| PUBLIC SAFETY | | Total | 19,691,210.14 | Total Taxes Levied - ABSTRACT | 16,593,703.47 |
| Fire Protection | 107,700.00 | Prior Years Surplus Appropriated | 300,000.00 | Total Taxes Billed | 16,577,411.15 |
| Police Protection | 1,436,279.65 | REVENUES TOTAL | 19,991,210.14 | 1985 TAXES COLLECTED | 15,895,895.19 |
| Civil Defense & Disaster Control | 600.00 | Reserve For Uncollected Taxes | 823,306.89 | 1985 Taxes Cancelled, Abated or Adjusted | 13,757.26 |
| Environmental Inspection & Control | 237,153.00 | CAPITAL OUTLAY TOTAL | 102,044.98 | Transfer to Tax Title Liens or Foreclosed | 44,741.85 |
| Other Public Safety | | | | Balance Outstanding Dec. 31, 1985 | 623,016.85 |
| PUBLIC WORKS | | | | PRIOR YEARS TAXES OUTSTANDING | |
| Streets and Drainage | 393,849.00 | Public Enterprises | 23,774.98 | Balance January 1, 1985 | 504,458.16 |
| Sewers and Sewage Processing | 726,715.88 | Recreation—Culture | 10,990.55 | Collected in 1985 | 495,355.17 |
| Garbage and Trash Disposal | 509,000.00 | Public Works | 31,095.99 | Cancelled, Abated or Adjusted 1985 | 5,416.92 |
| Public Buildings and Grounds | 216,018.86 | Buildings and Grounds | 36,183.46 | Transfers to Tax Title Liens or Foreclosed | 3,686.07 |
| Other Public Works | 73,000.00 | Library and Education | | Balance December 31, 1985 | |
| HEALTH and WELFARE | | Conservation | | TAX TITLE LIENS OUTSTANDING | |
| Health Services Except Environmental | 97,095.50 | All Other | | Balance January 1, 1985 | 131,267.72 |
| Welfare-Public Assistance | 30,000.00 | CAPITAL DEBT AUTHORIZED, DECEMBER 31, 1985 | | Transfer From Taxes | 48,818.94 |
| Hospitals, Clinics, First Aid | 33,338.60 | ISSUED AND UNISSUED GROSS DEBT | | Redeemed in 1985 | 53,221.23 |
| Animal, Insect, & Rodent Control | | School | 2,668,000 | Cancelled, Abated or Adjusted (1985) | |
| Other Welfare Services | 42,873.65 | Self-liquidating | 1,381,000 | Transfers to Foreclosed Property | |
| RECREATION and CONSERVATION | | Other | 8,421,864 | Balance December 31, 1985 | 126,865.43 |
| Beaches and Boardwalks | | Total | 12,470,864 | PROPERTY ACQUIRED BY DEED OR FORECLOSURE | |
| Parks, Playgrounds, Shade Trees | 51,828.00 | ISSUED AND OUTSTANDING | | Balance January 1, 1985 | 18,247.50 |
| Land Reclamation & Conservation | 54,819.73 | School | 2,668,000.00 | Transfers From Taxes or Liens | |
| Other Recreational Services | 71,567.00 | Self-liquidating | 1,381,000.00 | Sale for Cash (1985) | |
| EDUCATION (excluding schools) | | Other | 7,859,500.00 | Cancelled, Abated or Adjusted (1985) | |
| Libraries | 200,000.00 | Total | 11,908,500.00 | Balance December 31, 1985 | 18,247.50 |
| Other Educational Services | | EQUALIZED VALUATION BASIS | | CURRENT FINANCES DECEMBER 31, 1985 | |
| STATUTORY EXPENDITURES | | FOR NET DEBT COMPUTATION | 572,524,889 | ASSETS | |
| Pensions & F. I. C. A. | 471,303.00 | REAL PROPERTY VALUATIONS | | Cash Dec. 31, 1985 | 1,375,708.26 |
| Employee Fringe Benefits | 527,349.93 | Code Class # of Parcels % VAL'N | | Taxes Receivable | 623,016.85 |
| Other Statutory Expenditures | 20,000.00 | 1 Vacant Land 307 1.70 | 7,042,300.00 | Tax Title Liens | 126,865.43 |
| CETA And Other Public Employment Programs | | 2 Residential 4174 60.49 | 250,559,200.00 | Foreclosed Property | 18,247.50 |
| MUNICIPAL FUNCTIONS TOTAL | 6,385,689.05 | 3 Farm | | Emergencies & Other Deferred Charges | 123,172.66 |
| CAPITAL IMPROVEMENTS *MEMO* | | 4a Commercial 293 14.67 | 60,745,600.00 | State and Federal Aid Receivable | |
| DEBT SERVICE | | 4b Industrial 123 12.40 | 51,347,700.00 | Other Receivables | 70,750.76 |
| Principal Payments | 544,000.00 | 4c Apartments 83 10.74 | 44,495,200.00 | Total | 2,337,761.46 |
| Interest Payments | 762,773.25 | Total 4980 | 414,190,000.00 | LIABILITIES, RESERVES, AND SURPLUS | |
| DEFERRED CHARGES | 186,334.23 | Land Area 2.20 Sq. Miles | | Cash Liabilities | 465,640.00 |
| SCHOOL, COUNTY, SPECIAL DISTRICT TAXES | 11,587,471.63 | Net Valuation Taxable-Municipal | 416,287,201 | Reserves for Receivables | 780,938.22 |
| RESERVE FOR UNCOLLECTED TAXES | 823,306.89 | Net Valuation Taxable-County | 585,948,197 | Surplus Dec. 31, 1985 | 1,091,183.24 |
| EXPENDITURES TOTAL | 20,289,575.05 | State Equalized Valuation | 626,826,781 | Total | 2,337,761.46 |
| | | State Equalization Ratio | 66.30 | | |

0809
 Population 1980 **3,078**
 Population 1985 **3,529**
 S & P Rating
 Moody Rating

General Tax Rate Per \$100. **3.27**
 State Equalized Tax Rate **2.09**

LOGAN TWP. - GLOUCESTER CO.

Form of Government:

Township Committee

Number of Members on Governing Body - 3

PER CAPITA:

Gross Debt **477.77**
 Net Debt **477.77**
 Debt Service **4.21**
 Total Tax Levy **947.41**
 Municipal Expenditures **455.12**

PER CENT:

Gross Debt **1.26**
 Net Debt **1.26**
 Tax Levy Collected **96.59**
 Tax Levy Cancelled, Abated or Adjusted

| EXPENDITURES | | REVENUES-REALIZED | | 1985 PROPERTY TAX | |
|---|--------------|--|--------------|---|--------------|
| GENERAL GOVERNMENT | | | | STATE EQUALIZED TAX RATE 1.26 | |
| Governing Body & Public Boards | 8,417.00 | 1985 Property Taxes Collected | 3,200,518.54 | Local District School Taxes | 1,909,678.00 |
| Municipal Clerk | 22,660.00 | 1985 Payments in Lieu of Taxes | | Regional & Consolidated School Tax | |
| Financial Administration | 30,829.67 | Delinquent Tax & Lien Collections | 92,795.03 | School Taxes in Municipal Budget | |
| Assessment of Taxes | 17,891.55 | Business Personalty Replacement Taxes | 66,547.52 | County Taxes | 1,002,497.42 |
| Collection of Taxes | 17,644.49 | Taxes from Public Utilities | 341,714.00 | County Library Taxes | 31,151.80 |
| Planning, Housing & Development | 18,895.58 | Other Miscellaneous Tax Revenues | 494,124.00 | Local Municipal Purpose Taxes | 226,680.55 |
| Human Resources | | State Aid Revenues | 17,251.11 | Veteran & Senior Citizen Taxes | 30,850.00 |
| Elections | 3,266.98 | Federal Aid Revenues | | Total Taxes for Rate Computation | 3,200,857.77 |
| General Administration (other) | 300,874.15 | State and Local Fiscal Assistance Act Utilized | 18,329.00 | Special District Taxes | |
| JUDICIARY | | Sale of Acquired Property | | Bank Corp. Taxes | 2,629.90 |
| Municipal Courts | 35,855.57 | Other Miscellaneous Revenues | 222,480.59 | Added and Omitted Taxes | 170,777.69 |
| PUBLIC SAFETY | | Total | 4,453,759.79 | Total Taxes Levied - ABSTRACT | 3,343,415.36 |
| Fire Protection | 208,583.68 | Prior Years Surplus Appropriated | 180,000.00 | Total Taxes Billed | 3,313,430.81 |
| Police Protection | 292,855.25 | REVENUES TOTAL | 4,633,759.79 | 1985 TAXES COLLECTED | 3,200,518.54 |
| Civil Defense & Disaster Control | 550.00 | Reserve For Uncollected Taxes | 90,467.27 | 1985 Taxes Cancelled, Abated or Adjusted | |
| Environmental Inspection & Control | 42,560.08 | | | Transfer to Tax Title Liens or Foreclosed | |
| Other Public Safety | | | | Balance Outstanding Dec. 31, 1985 | 112,912.27 |
| PUBLIC WORKS | | CAPITAL OUTLAY TOTAL | | PRIOR YEARS TAXES OUTSTANDING | |
| Streets and Drainage | 226,958.84 | Public Enterprises | | Balance January 1, 1985 | 108,927.08 |
| Sewers and Sewage Processing | | Recreation—Culture | | Collected in 1985 | 92,411.96 |
| Garbage and Trash Disposal | 113,718.31 | Public Works | | Cancelled, Abated or Adjusted 1985 | |
| Public Buildings and Grounds | 32,930.87 | Buildings and Grounds | | Transfers to Tax Title Liens or Foreclosed | |
| Other Public Works | | Library and Education | | Balance December 31, 1985 | 16,515.12 |
| HEALTH and WELFARE | | Conservation | | TAX TITLE LIENS OUTSTANDING | |
| Health Services Except Environmental | 1,652.00 | All Other | | Balance January 1, 1985 | 59,210.66 |
| Welfare-Public Assistance | 3,900.00 | | | Transfer From Taxes | |
| Hospitals, Clinics, First Aid | | | | Redeemed in 1985 | 383.07 |
| Animal, Insect, & Rodent Control | 3,500.00 | | | Cancelled, Abated or Adjusted (1985) | |
| Other Welfare Services | | | | Transfers to Foreclosed Property | |
| RECREATION and CONSERVATION | | | | Balance December 31, 1985 | 58,827.59 |
| Beaches and Boardwalks | | | | PROPERTY ACQUIRED BY DEED OR | |
| Parks, Playgrounds, Shade Trees | 11,218.00 | | | FORECLOSURE | |
| Land Reclamation & Conservation | 6,948.15 | | | Balance January 1, 1985 | 6,755.00 |
| Other Recreational Services | 625.00 | | | Transfers From Taxes or Liens | |
| EDUCATION (excluding schools) | | | | Sale for Cash (1985) | |
| Libraries | | | | Cancelled, Abated or Adjusted (1985) | |
| Other Educational Services | | | | Balance December 31, 1985 | 6,755.00 |
| STATUTORY EXPENDITURES | | | | CURRENT FINANCES DECEMBER 31, 1985 | |
| Pensions & F. I. C. A. | 65,459.45 | | | ASSETS | |
| Employee Fringe Benefits | | | | Cash Dec. 31, 1985 | 1,402,079.72 |
| Other Statutory Expenditures | 2,000.00 | | | Taxes Receivable | 129,427.39 |
| CETA And Other Public Employment Programs | | | | Tax Title Liens | 58,827.59 |
| MUNICIPAL FUNCTIONS | | | | Foreclosed Property | 6,755.00 |
| CAPITAL IMPROVEMENTS *MEMO* | 1,469,794.62 | | | Emergencies & Other Deferred Charges | 78,261.71 |
| DEBT SERVICE | | | | State and Federal Aid Receivable | |
| Principal Payments | 13,000.00 | | | Other Receivables | 44,397.11 |
| Interest Payments | 1,854.91 | | | Total | 1,719,748.52 |
| DEFERRED CHARGES | | | | LIABILITIES, RESERVES, AND SURPLUS | |
| SCHOOL, COUNTY, SPECIAL DISTRICT TAXES | 31,002.75 | | | Cash Liabilities | 1,179,371.12 |
| RESERVE FOR UNCOLLECTED TAXES | 2,943,327.22 | | | Reserves for Receivables | 219,094.83 |
| EXPENDITURES TOTAL | 4,549,446.77 | | | Surplus Dec. 31, 1985 | 321,282.57 |
| | | | | Total | 1,719,748.52 |

1517
Population 1980 3,488
Population 1985 3,741
S & P Rating
Moody Rating

General Tax Rate Per \$100. 2.13
State Equalized Tax Rate .89

LONG BEACH TWP. - OCEAN CO.
Form of Government:
Commission (1911)
Number of Members on Governing Body - 3

PER CAPITA:
Gross Debt 969.31
Net Debt 747.69
Debt Service 55.16
Total Tax Levy 2,809.01
Municipal Expenditures 1,336.12
PER CENT:
Gross Debt .35
Net Debt .27
Tax Levy Collected 97.51
Tax Levy Cancelled, Abated or Adjusted

| EXPENDITURES | | REVENUES-REALIZED | | 1985 PROPERTY TAX | |
|---|---------------|-------------------|--|--|----------------|
| GENERAL GOVERNMENT | | | | STATE EQUALIZED TAX RATE .07 | |
| Governing Body & Public Boards | | | | Local District School Taxes | 814,464.93 |
| Municipal Clerk | 72,500.00 | 10,245,682.60 | | Regional & Consolidated School Tax | 2,573,247.45 |
| Financial Administration | 13,800.00 | | | School Taxes in Municipal Budget | |
| Assessment of Taxes | 73,200.00 | 324,874.90 | | County Taxes | * 4,614,082.62 |
| Collection of Taxes | 96,200.00 | 26,800.40 | | County Library Taxes | 309,962.84 |
| Planning, Housing & Development | 72,300.00 | 742,564.00 | | Local Municipal Purpose Taxes | 2,025,000.00 |
| Human Resources | | | | Veteran & Senior Citizen Taxes | 88,800.00 |
| Elections | 1,000.00 | 23,898.32 | | Total Taxes for Rate Computation | 10,425,557.84 |
| General Administration (other) | 247,422.00 | | | Special District Taxes | |
| JUDICIARY | | 90,743.76 | | Bank Corp. Taxes | 659.01 |
| Municipal Courts | 48,500.00 | | | Added and Omitted Taxes | 171,092.05 |
| PUBLIC SAFETY | | 1,352,332.65 | | Total Taxes Levied - ABSTRACT | 10,508,508.90 |
| Fire Protection | 91,090.04 | 12,806,896.63 | | Total Taxes Billed | 10,507,849.89 |
| Police Protection | 1,152,990.15 | 942,325.00 | | 1985 TAXES COLLECTED | 10,245,682.60 |
| Civil Defense & Disaster Control | 4,500.00 | 13,749,221.63 | | 1985 Taxes Cancelled, Abated or Adjusted | 2,398.09 |
| Environmental Inspection & Control | 66,900.00 | 609,000.00 | | Transfer to Tax Title Liens or Foreclosed | |
| Other Public Safety | | 579,233.75 | | Balance Outstanding Dec. 31, 1985 | 259,769.20 |
| PUBLIC WORKS | | | | PRIOR YEARS TAXES OUTSTANDING | |
| Streets and Drainage | 522,012.76 | 10,884.83 | | Balance January 1, 1985 | 294,100.51 |
| Sewers and Sewage Processing | | 10,259.50 | | Collected in 1985 | 294,100.51 |
| Garbage and Trash Disposal | 477,100.00 | 553,565.68 | | Cancelled, Abated or Adjusted 1985 | |
| Public Buildings and Grounds | 107,546.19 | 4,523.74 | | Transfers to Tax Title Liens or Foreclosed | |
| Other Public Works | | | | Balance December 31, 1985 | |
| HEALTH and WELFARE | | | | TAX TITLE LIENS OUTSTANDING | |
| Health Services Except Environmental | 165,000.00 | | | Balance January 1, 1985 | 52,200.19 |
| Welfare-Public Assistance | 7,600.00 | | | Transfer From Taxes | 2,398.09 |
| Hospitals, Clinics, First Aid | | | | Redeemed in 1985 | 30,774.39 |
| Animal, Insect, & Rodent Control | 4,500.00 | | | Cancelled, Abated or Adjusted (1985) | |
| Other Welfare Services | | | | Transfers to Foreclosed Property | |
| RECREATION and CONSERVATION | | | | Balance December 31, 1985 | 23,823.89 |
| Beaches and Boardwalks | 334,971.93 | | | PROPERTY ACQUIRED BY DEED OR | |
| Parks, Playgrounds, Shade Trees | | | | FORECLOSURE | |
| Land Reclamation & Conservation | 22,652.69 | | | Balance January 1, 1985 | 5,400.00 |
| Other Recreational Services | | | | Transfers From Taxes or Liens | |
| EDUCATION (excluding schools) | | | | Sale for Cash (1985) | |
| Libraries | 7,000.00 | | | Cancelled, Abated or Adjusted (1985) | |
| Other Educational Services | 500.00 | | | Balance December 31, 1985 | 5,400.00 |
| STATUTORY EXPENDITURES | | | | CURRENT FINANCES DECEMBER 31, 1985 | |
| Pensions & F. I. C. A. | 341,800.00 | | | ASSETS | |
| Employee Fringe Benefits | 150,000.00 | | | Cash Dec. 31, 1985 | 3,876,815.66 |
| Other Statutory Expenditures | 20,000.00 | | | Taxes Receivable | 259,769.20 |
| CETA And Other Public Employment Programs | | | | Tax Title Liens | 23,823.89 |
| MUNICIPAL FUNCTIONS TOTAL | 4,101,085.76 | | | Foreclosed Property | 5,400.00 |
| CAPITAL IMPROVEMENTS *MEMO* | 10,500.00 | | | Emergencies & Other Deferred Charges | 338,500.00 |
| DEBT SERVICE | | | | State and Federal Aid Receivable | 2,561.68 |
| Principal Payments | 82,000.00 | | | Other Receivables | 138,598.58 |
| Interest Payments | 124,349.06 | | | Total | 4,645,469.01 |
| DEFERRED CHARGES | 82,000.00 | | | LIABILITIES, RESERVES, AND SURPLUS | |
| SCHOOL, COUNTY, SPECIAL DISTRICT TAXES | 8,311,757.84 | | | Cash Liabilities | 2,675,005.54 |
| RESERVE FOR UNCOLLECTED TAXES | 609,000.00 | | | Reserves for Receivables | 427,591.67 |
| EXPENDITURES TOTAL | 13,310,192.66 | | | Surplus Dec. 31, 1985 | 1,542,871.80 |
| | | | | Total | 4,645,469.01 |

1325
Population 1980 29,819
Population 1985 29,240
S & P Rating
Moody Rating A

General Tax Rate Per \$100. 3.03
State Equalized Tax Rate 2.76

LONG BRANCH CITY – MONMOUTH CO.
Form of Government:
Mayor-Council Plan A (OMCL 50)
Number of Members on Governing Body – 5

PER CAPITA:
Gross Debt 747.61
Net Debt 290.57
Debt Service 47.24
Total Tax Levy 641.59
Municipal Expenditures 448.77

PER CENT:
Gross Debt 3.73
Net Debt 1.45
Tax Levy Collected 94.82
Tax Levy Cancelled, Abated or Adjusted .63

| EXPENDITURES | | REVENUES-REALIZED | | 1985 PROPERTY TAX | |
|---|---------------|--|----------------|--|---------------|
| GENERAL GOVERNMENT | | | | STATE EQUALIZED TAX RATE | |
| Governing Body & Public Boards | 51,344.00 | 1985 Property Taxes Collected | 17,750,612.89 | Local District School Taxes | 1.37 |
| Municipal Clerk | 81,097.00 | 1985 Payments in Lieu of Taxes | | Regional & Consolidated School Tax | |
| Financial Administration | 90,836.00 | Delinquent Tax & Lien Collections | 947,272.99 | School Taxes in Municipal Budget | .03 |
| Assessment of Taxes | 73,833.00 | Business Personalty Replacement Taxes | 245,225.72 | County Taxes | .49 |
| Collection of Taxes | 72,871.00 | Taxes from Public Utilities | 1,597,514.00 | County Library Taxes | |
| Planning, Housing & Development | 63,313.00 | Other Miscellaneous Tax Revenues | | Local Municipal Purpose Taxes | .89 |
| Human Resources | 1,169,242.14 | State Aid Revenues | 2,127,897.15 | Veteran & Senior Citizen Taxes | |
| Elections | | Federal Aid Revenues | | Total Taxes for Rate Computation | 2.78 |
| General Administration (other) | 1,929,000.50 | State and Local Fiscal Assistance Act Utilized | 339,426.00 | Special District Taxes | |
| JUDICIARY | | Sale of Acquired Property | | Bank Corp. Taxes | 52,057.50 |
| Municipal Courts | 162,906.60 | Other Miscellaneous Revenues | | Added and Omitted Taxes | 361,981.20 |
| PUBLIC SAFETY | | Total | 24,764,602.20 | Total Taxes Levied - ABSTRACT | 18,760,122.52 |
| Fire Protection | 852,684.00 | Prior Years Surplus Appropriated | 935,181.72 | Total Taxes Billed | 18,719,869.08 |
| Police Protection | 2,208,285.85 | REVENUES TOTAL | 25,699,783.92 | 1985 TAXES COLLECTED | 17,750,612.89 |
| Civil Defense & Disaster Control | 845.00 | Reserve For Uncollected Taxes | 1,213,458.24 | 1985 Taxes Cancelled, Abated or Adjusted | 118,076.00 |
| Environmental Inspection & Control | 126,418.00 | CAPITAL OUTLAY TOTAL | 2,901,259.43 | Transfer to Tax Title Liens or Foreclosed | 93,552.91 |
| Other Public Safety | | | | Balance Outstanding Dec. 31, 1985 | 757,627.28 |
| PUBLIC WORKS | | | | PRIOR YEARS TAXES OUTSTANDING | |
| Streets and Drainage | 847,072.20 | Public Enterprises | | Balance January 1, 1985 | 729,429.46 |
| Sewers and Sewage Processing | 388,153.00 | Recreation—Culture | | Collected in 1985 | 691,563.26 |
| Garbage and Trash Disposal | | Public Works | 2,851,604.26 | Cancelled, Abated or Adjusted 1985 | 4,305.84 |
| Public Buildings and Grounds | 393,321.00 | Buildings and Grounds | 49,655.17 | Transfers to Tax Title Liens or Foreclosed | 23,178.80 |
| Other Public Works | 44,000.00 | Library and Education | | Balance December 31, 1985 | 10,381.56 |
| HEALTH and WELFARE | | Conservation | | TAX TITLE LIENS OUTSTANDING | |
| Health Services Except Environmental | 126,968.50 | All Other | | Balance January 1, 1985 | 404,996.30 |
| Welfare-Public Assistance | 25,000.00 | CAPITAL DEBT AUTHORIZED, DECEMBER 31, 1985 | | Transfer From Taxes | 117,246.85 |
| Hospitals, Clinics, First Aid | | ISSUED AND UNISSUED | | Redeemed in 1985 | 255,709.73 |
| Animal, Insect, & Rodent Control | | School | 2,864,000 | Cancelled, Abated or Adjusted (1985) | 5,642.54 |
| Other Welfare Services | 31,220.00 | Self-liquidating | | Transfers to Foreclosed Property | |
| RECREATION and CONSERVATION | | Other | 18,996,148 | Balance December 31, 1985 | 260,890.88 |
| Beaches and Boardwalks | | Total | 21,860,148 | PROPERTY ACQUIRED BY DEED OR FORECLOSURE | |
| Parks, Playgrounds, Shade Trees | 79,678.00 | ISSUED AND OUTSTANDING | | Balance January 1, 1985 | 3,588,800.00 |
| Land Reclamation & Conservation | 152,784.00 | School | 2,864,000.00 | Transfers From Taxes or Liens | |
| Other Recreational Services | 80,015.00 | Self-Liquidating | | Sale for Cash (1985) | 1,016,000.00 |
| EDUCATION (excluding schools) | | Other | 10,572,000.00 | Cancelled, Abated or Adjusted (1985) | |
| Libraries | 205,912.00 | Total | 13,436,000.00 | Balance December 31, 1985 | 2,572,800.00 |
| Other Educational Services | | EQUALIZED VALUATION BASIS | | CURRENT FINANCES DECEMBER 31, 1985 | |
| STATUTORY EXPENDITURES | | FOR NET DEBT COMPUTATION | 585,879,703 | ASSETS | |
| Pensions & F. I. C. A. | 762,003.00 | REAL PROPERTY VALUATIONS | | Cash Dec. 31, 1985 | 5,568,443.51 |
| Employee Fringe Benefits | 355,000.00 | Code Class # of Parcels % VAL'N | | Taxes Receivable | 768,008.84 |
| Other Statutory Expenditures | 30,000.00 | 1 Vacant Land 681 2.01 | 12,003,300.00 | Tax Title Liens | 260,890.88 |
| CETA And Other Public Employment Programs | | 2 Residential 6580 73.37 | 437,980,675.00 | Foreclosed Property | 2,572,800.00 |
| MUNICIPAL FUNCTIONS TOTAL | 10,403,802.79 | 3 Farm 6 .05 | 315,700.00 | Emergencies & Other Deferred Charges | 381,300.00 |
| CAPITAL IMPROVEMENTS *MEMO* | 50,000.00 | 4a Commercial 504 12.52 | 74,714,100.00 | State and Federal Aid Receivable | 1,442.22 |
| DEBT SERVICE | | 4b Industrial 11 .58 | 3,442,900.00 | Other Receivables | 547,596.86 |
| Principal Payments | 750,000.00 | 4c Apartments 250 11.48 | 68,528,950.00 | Total | 10,100,482.31 |
| Interest Payments | 631,376.75 | Total 8032 | 596,985,625.00 | LIABILITIES, RESERVES, AND SURPLUS | |
| TYPE I SCHL DEBT *MEMO | 454,768.50 | Land Area 5.10 Sq. Miles | | Cash Liabilities | 3,406,179.82 |
| DEFERRED CHARGES | 123,490.40 | Net Valuation Taxable-Municipal | 604,925,159 | Reserves for Receivables | 3,644,709.00 |
| SCHOOL, COUNTY, SPECIAL DISTRICT TAXES | 12,440,391.32 | Net Valuation Taxable-County | 613,146,789 | Surplus Dec. 31, 1985 | 3,049,593.49 |
| RESERVE FOR UNCOLLECTED TAXES | 1,213,458.24 | State Equalized Valuation | 662,580,231 | Total | 10,100,482.31 |
| EXPENDITURES TOTAL | 25,562,519.50 | State Equalization Ratio | 91.22 | | |

1985/3000

* ABOVE DEBT SERVICE INCLUDES TYPE I SCHOOL DEBT

0115
Population 1980 1,249
Population 1985 1,256
S & P Rating BBB+
Moody Rating BAA1

General Tax Rate Per \$100. .97
State Equalized Tax Rate .94

LONGPORT BORO. - ATLANTIC CO.
Form of Government:
Commission (1911)
Number of Members on Governing Body - 3

PER CAPITA:
Gross Debt 2,260.39
Net Debt 1,515.96
Debt Service 160.04
Total Tax Levy 2,036.35
Municipal Expenditures 1,492.07
PER CENT:
Gross Debt 1.10
Net Debt .74
Tax Levy Collected 95.42
Tax Levy Cancelled, Abated or Adjusted .61

| EXPENDITURES | | REVENUES-REALIZED | | 1985 PROPERTY TAX | |
|--|--------------|--|--------------------|--|----------------|
| GENERAL GOVERNMENT | | | | STATE EQUALIZED TAX RATE → .10 | |
| Governing Body & Public Boards | 31,138.00 | 1985 Property Taxes Collected | 2,452,446.32 | Local District School Taxes | 282,672.00 |
| Municipal Clerk | 29,908.00 | 1985 Payments in Lieu of Taxes | | Regional & Consolidated School Tax | |
| Financial Administration | 11,600.00 | Delinquent Tax & Lien Collections | 126,882.60 | School Taxes in Municipal Budget | |
| Assessment of Taxes | 21,826.00 | Business Personalty Replacement Taxes | 6,337.00 | County Taxes | * 1,213,618.52 |
| Collection of Taxes | 2,500.00 | Taxes from Public Utilities | 147,305.00 | County Library Taxes | 81,600.97 |
| Planning, Housing & Development | 500.00 | Other Miscellaneous Tax Revenues | | Local Municipal Purpose Taxes | 969,402.81 |
| Human Resources | | State Aid Revenues | 8,089.70 | Veteran & Senior Citizen Taxes | 26,100.00 |
| Elections | | Federal Aid Revenues | | Total Taxes for Rate Computation | 2,573,394.30 |
| General Administration (other) | 129,600.00 | State and Local Fiscal Assistance Act Utilized | 13,941.00 | Special District Taxes | |
| JUDICIARY | 19,575.00 | Sale of Acquired Property | 457,941.31 | Bank Corp. Taxes | 3,876.73 |
| Municipal Courts | | Other Miscellaneous Revenues | 3,212,942.93 | Added and Omitted Taxes | 6,489.21 |
| PUBLIC SAFETY | 23,550.00 | Total | 3,436,442.93 | Total Taxes Levied - ABSTRACT | 2,557,660.24 |
| Fire Protection | 354,646.00 | Prior Years Surplus Appropriated | 223,500.00 | Total Taxes Billed | 2,570,090.54 |
| Police Protection | 1,300.00 | REVENUES | 3,436,442.93 | 1985 TAXES COLLECTED | 2,452,446.32 |
| Civil Defense & Disaster Control | 23,300.00 | Reserve For Uncollected Taxes | 151,164.17 | 1985 Taxes Cancelled, Abated or Adjusted | 15,749.37 |
| Environmental Inspection & Control | | CAPITAL OUTLAY | 269,589.57 | Transfer to Tax Title Liens or Foreclosed | |
| Other Public Safety | | TOTAL | 269,589.57 | Balance Outstanding Dec. 31, 1985 | 101,894.85 |
| PUBLIC WORKS | 125,567.00 | Public Enterprises | | PRIOR YEARS TAXES OUTSTANDING | |
| Streets and Drainage | 337,133.00 | Recreation—Culture | 269,589.57 | Balance January 1, 1985 | 126,882.60 |
| Sewers and Sewage Processing | 56,930.00 | Public Works | | Collected in 1985 | 126,882.60 |
| Garbage and Trash Disposal | 14,700.00 | Buildings and Grounds | | Cancelled, Abated or Adjusted 1985 | |
| Public Buildings and Grounds | 16,600.00 | Library and Education | | Transfers to Tax Title Liens or Foreclosed | |
| Other Public Works | | Conservation | | Balance December 31, 1985 | |
| HEALTH and WELFARE | 150.00 | All Other | | TAX TITLE LIENS OUTSTANDING | |
| Health Services Except Environmental | 550.00 | CAPITAL DEBT AUTHORIZED, DECEMBER 31, 1985 | | Balance January 1, 1985 | |
| Welfare-Public Assistance | | ISSUED AND UNISSUED | | Transfer From Taxes | |
| Hospitals, Clinics, First Aid | 525.00 | School | | Redeemed in 1985 | |
| Animal, Insect, & Rodent Control | | Self-liquidating | 2,839,047 | Cancelled, Abated or Adjusted (1985) | |
| Other Welfare Services | | Other | 1,904,047 | Transfers to Foreclosed Property | |
| RECREATION and CONSERVATION | 67,250.00 | Total | 1,904,047 | Balance December 31, 1985 | |
| Beaches and Boardwalks | 66,000.00 | ISSUED AND OUTSTANDING | | PROPERTY ACQUIRED BY DEED OR | |
| Parks, Playgrounds, Shade Trees | 17,947.54 | School | | FORECLOSURE | |
| Land Reclamation & Conservation | | Self-Liquidating | 2,709,000.00 | Balance January 1, 1985 | 17,695.00 |
| Other Recreational Services | | Other | 2,709,000.00 | Transfers From Taxes or Liens | |
| EDUCATION (excluding schools) | 5,000.00 | Total | 2,709,000.00 | Sale for Cash (1985) | |
| Libraries | | EQUALIZED VALUATION BASIS | 258,867,063 | Cancelled, Abated or Adjusted (1985) | |
| Other Educational Services | | FOR NET DEBT COMPUTATION | | Balance December 31, 1985 | 17,695.00 |
| STATUTORY EXPENDITURES | 103,000.00 | REAL PROPERTY VALUATIONS | | CURRENT FINANCES DECEMBER 31, 1985 | |
| Pensions & F. I. C. A. | 51,064.03 | Code Class # of Parcels % VAL'N | ASSESSED VALUATION | ASSETS | |
| Employee Fringe Benefits | | 1 Vacant Land 105 5.27 | 13,881,050.00 | Cash Dec. 31, 1985 | 296,621.16 |
| Other Statutory Expenditures | | 2 Residential 1434 90.41 | 237,927,600.00 | Taxes Receivable | 101,894.85 |
| CETA And Other Public Employment Programs | 1,511,859.57 | 3 Farm | | Tax Title Liens | |
| MUNICIPAL FUNCTIONS | 20,000.00 | 4a Commercial 9 2.44 | 6,431,900.00 | Foreclosed Property | 17,695.00 |
| CAPITAL IMPROVEMENTS | *MEMO* | 4b Industrial | | Emergencies & Other Deferred Charges | 34,650.00 |
| DEBT SERVICE | | 4c Apartments 19 1.87 | 4,933,600.00 | State and Federal Aid Receivable | 4,362.96 |
| Principal Payments | 100,000.00 | Total 1567 | 263,174,150.00 | Other Receivables | 42,867.20 |
| Interest Payments | 101,012.50 | Land Area .30 Sq. Miles | | Total | 498,091.17 |
| DEFERRED CHARGES | 10,000.00 | Net Valuation Taxable-Municipal | 263,413,812 | LIABILITIES, RESERVES, AND SURPLUS | |
| SCHOOL, COUNTY, SPECIAL DISTRICT TAXES | 1,577,891.49 | Net Valuation Taxable-County | 253,637,091 | Cash Liabilities | 167,521.93 |
| RESERVE FOR UNCOLLECTED TAXES | 151,164.17 | State Equalized Valuation | 271,721,145 | Reserves for Receivables | 162,457.05 |
| EXPENDITURES | 3,451,927.73 | State Equalization Ratio | 96.94 | Surplus Dec. 31, 1985 | 168,112.19 |
| TOTAL | | | | Total | 498,091.17 |

2115
Population 1980 4,998
Population 1985 4,818
S & P Rating
Moody Rating

General Tax Rate Per \$100.

2.74

State Equalized Tax Rate

2.18

LOPATCONG TOWNSHIP – WARREN CO.

Form of Government:

Small Municipality Plan C (OMCL 50)

Number of Members on Governing Body – 3

PER CAPITA:

Gross Debt 360.93

Net Debt 191.15

Debt Service 26.50

Total Tax Levy 663.73

Municipal Expenditures 357.17

PER CENT:

Gross Debt 1.34

Net Debt .71

Tax Levy Collected 97.61

Tax Levy Cancelled, Abated

or Adjusted .09

| EXPENDITURES | | REVENUES-REALIZED | | 1985 PROPERTY TAX | |
|---|--------------|-------------------|--|--|--------------|
| GENERAL GOVERNMENT | | | | STATE EQUALIZED TAX RATE | |
| Governing Body & Public Boards | | | | Local District School Taxes | 1.18 |
| Municipal Clerk | | | | Regional & Consolidated School Tax | |
| Financial Administration | 15,405.00 | | | School Taxes in Municipal Budget | |
| Assessment of Taxes | 15,335.00 | | | County Taxes | .65 |
| Collection of Taxes | 14,265.05 | | | County Library Taxes | .03 |
| Planning, Housing & Development | 18,740.00 | | | Local Municipal Purpose Taxes | .32 |
| Human Resources | | | | Veteran & Senior Citizen Taxes | |
| Elections | 2,015.00 | | | Total Taxes for Rate Computation | 2.18 |
| General Administration (other) | 220,317.67 | | | Special District Taxes | |
| JUDICIARY | | | | Bank Corp. Taxes | 9,047.72 |
| Municipal Courts | 39,565.00 | | | Added and Omitted Taxes | 13,479.10 |
| PUBLIC SAFETY | | | | Total Taxes Levied - ABSTRACT | 3,197,870.85 |
| Fire Protection | 90,878.00 | | | Total Taxes Billed | 3,189,436.02 |
| Police Protection | 431,076.00 | | | 1985 TAXES COLLECTED | 3,113,128.74 |
| Civil Defense & Disaster Control | 500.00 | | | 1985 Taxes Cancelled, Abated or Adjusted | 3,016.81 |
| Environmental Inspection & Control | 12,656.14 | | | Transfer to Tax Title Liens or Foreclosed | 4,331.27 |
| Other Public Safety | | | | Balance Outstanding Dec. 31, 1985 | 68,959.20 |
| PUBLIC WORKS | | | | PRIOR YEARS TAXES OUTSTANDING | |
| Streets and Drainage | 256,535.29 | | | Balance January 1, 1985 | 94,426.68 |
| Sewers and Sewage Processing | | | | Collected in 1985 | 92,989.09 |
| Garbage and Trash Disposal | 17,250.00 | | | Cancelled, Abated or Adjusted 1985 | 55.61 |
| Public Buildings and Grounds | 20,885.00 | | | Transfers to Tax Title Liens or Foreclosed | |
| Other Public Works | 22,000.00 | | | Balance December 31, 1985 | 1,381.98 |
| HEALTH and WELFARE | | | | TAX TITLE LIENS OUTSTANDING | |
| Health Services Except Environmental | 500.00 | | | Balance January 1, 1985 | 27,701.68 |
| Welfare-Public Assistance | 1,440.04 | | | Transfer From Taxes | 4,331.27 |
| Hospitals, Clinics, First Aid | | | | Redeemed in 1985 | 9,919.72 |
| Animal, Insect, & Rodent Control | | | | Cancelled, Abated or Adjusted (1985) | |
| Other Welfare Services | | | | Transfers to Foreclosed Property | |
| RECREATION and CONSERVATION | | | | Balance December 31, 1985 | 22,113.23 |
| Beaches and Boardwalks | | | | PROPERTY ACQUIRED BY DEED OR | |
| Parks, Playgrounds, Shade Trees | 24,175.00 | | | FORECLOSURE | |
| Land Reclamation & Conservation | 500.00 | | | Balance January 1, 1985 | 2,105.00 |
| Other Recreational Services | | | | Transfers From Taxes or Liens | |
| EDUCATION (excluding schools) | | | | Sale for Cash (1985) | |
| Libraries | | | | Cancelled, Abated or Adjusted (1985) | |
| Other Educational Services | | | | Balance December 31, 1985 | 2,105.00 |
| STATUTORY EXPENDITURES | | | | CURRENT FINANCES DECEMBER 31, 1985 | |
| Pensions & F. I. C. A. | 92,025.00 | | | ASSETS | |
| Employee Fringe Benefits | 40,200.00 | | | Cash Dec. 31, 1985 | 1,610,746.89 |
| Other Statutory Expenditures | 1,600.00 | | | Taxes Receivable | 70,341.18 |
| CETA And Other Public Employment Programs | | | | Tax Title Liens | 22,113.23 |
| MUNICIPAL FUNCTIONS | | | | Foreclosed Property | 2,105.00 |
| CAPITAL IMPROVEMENTS | *MEMO* | | | Emergencies & Other Deferred Charges | 44,479.10 |
| DEBT SERVICE | | | | State and Federal Aid Receivable | |
| Principal Payments | 113,333.33 | | | Other Receivables | 53,173.65 |
| Interest Payments | 14,357.34 | | | Total | 1,802,959.05 |
| DEFERRED CHARGES | 18,685.53 | | | LIABILITIES, RESERVES, AND SURPLUS | |
| SCHOOL, COUNTY, SPECIAL DISTRICT TAXES | 2,702,818.84 | | | Cash Liabilities | 1,067,427.46 |
| RESERVE FOR UNCOLLECTED TAXES | 236,602.02 | | | Reserves for Receivables | 142,782.06 |
| EXPENDITURES | | | | Surplus Dec. 31, 1985 | 592,749.53 |
| TOTAL | 4,423,660.25 | | | Total | 1,802,959.05 |

0505
Population 1980 17,105
Population 1985 19,130
S & P Rating
Moody Rating BAA1

General Tax Rate Per \$100. 1.92
State Equalized Tax Rate 1.98

LOWER TWP. - CAPE MAY CO.
Form of Government:
Council-Manager Plan D (OMCL) 50
Number of Members on Governing Body - 5

PER CAPITA:
Gross Debt 359.13
Net Debt 249.61
Debt Service 31.38
Total Tax Levy 652.64
Municipal Expenditures 330.03

PER CENT:
Gross Debt 1.24
Net Debt .86
Tax Levy Collected 90.46
Tax Levy Cancelled, Abated or Adjusted 2.06

| EXPENDITURES | | REVENUES-REALIZED | | 1985 PROPERTY TAX | |
|---|---------------|--|---------------|--|--------------------|
| GENERAL GOVERNMENT | | | | STATE EQUALIZED TAX RATE | |
| Governing Body & Public Boards | 25,470.00 | 1985 Property Taxes Collected | 11,264,839.64 | Local District School Taxes | .48 2,891,352.00 |
| Municipal Clerk | 73,350.00 | 1985 Payments in Lieu of Taxes | 14,656.68 | Regional & Consolidated School Tax | .53 3,186,270.71 |
| Financial Administration | 114,950.00 | Delinquent Tax & Lien Collections | 855,874.27 | School Taxes in Municipal Budget | |
| Assessment of Taxes | 59,300.00 | Business Personality Replacement Taxes | 149,040.44 | County Taxes | .40 2,432,614.92 |
| Collection of Taxes | 87,800.00 | Taxes from Public Utilities | 918,987.00 | County Library Taxes | .02 145,503.02 |
| Planning, Housing & Development | 63,850.00 | Other Miscellaneous Tax Revenues | | Local Municipal Purpose Taxes | .55 3,296,142.09 |
| Human Resources | 11,620.00 | State Aid Revenues | 153,929.75 | Veteran & Senior Citizen Taxes | |
| Elections | 5,885.00 | Federal Aid Revenues | | Total Taxes for Rate Computation | 1.98 12,442,732.74 |
| General Administration (other) | 426,520.79 | State and Local Fiscal Assistance Act Utilized | 116,999.00 | Special District Taxes | |
| JUDICIARY | | Sale of Acquired Property | | Bank Corp. Taxes | 32,785.23 |
| Municipal Courts | 78,500.00 | Other Miscellaneous Revenues | 761,166.59 | Added and Omitted Taxes | 246,632.23 |
| PUBLIC SAFETY | | Total | 14,235,493.37 | Total Taxes Levied - ABSTRACT | 12,485,093.20 |
| Fire Protection | 1,217,736.91 | Prior Years Surplus Appropriated | 250,000.00 | Total Taxes Billed | 12,452,307.97 |
| Police Protection | 7,150.00 | REVENUES TOTAL | 14,485,493.37 | 1985 TAXES COLLECTED | 11,264,839.64 |
| Civil Defense & Disaster Control | 150,305.00 | Reserve For Uncollected Taxes | 1,073,753.14 | 1985 Taxes Cancelled, Abated or Adjusted | 256,120.12 |
| Environmental Inspection & Control | | | | Transfer to Tax Title Liens or Foreclosed | 21,757.17 |
| Other Public Safety | | | | Balance Outstanding Dec. 31, 1985 | 909,591.04 |
| PUBLIC WORKS | | CAPITAL OUTLAY TOTAL | 430,065.02 | PRIOR YEARS TAXES OUTSTANDING | |
| Streets and Drainage | 669,860.00 | Public Enterprises | | Balance January 1, 1985 | 818,869.65 |
| Sewers and Sewage Processing | | Recreation—Culture | 3,476.55 | Collected in 1985 | 738,889.38 |
| Garbage and Trash Disposal | 316,819.00 | Public Works | 412,705.95 | Cancelled, Abated or Adjusted 1985 | 40,938.07 |
| Public Buildings and Grounds | | Buildings and Grounds | 13,882.52 | Transfers to Tax Title Liens or Foreclosed | 6,166.04 |
| Other Public Works | 613,565.20 | Library and Education | | Balance December 31, 1985 | 32,876.16 |
| HEALTH and WELFARE | | Conservation | | TAX TITLE LIENS OUTSTANDING | |
| Health Services Except Environmental | 8,700.00 | All Other | | Balance January 1, 1985 | 154,651.94 |
| Welfare-Public Assistance | 9,550.00 | | | Transfer From Taxes | 29,015.96 |
| Hospitals, Clinics, First Aid | | | | Redeemed in 1985 | 116,984.89 |
| Animal, Insect, & Rodent Control | 10,800.00 | | | Cancelled, Abated or Adjusted (1985) | |
| Other Welfare Services | | | | Transfers to Foreclosed Property | 24,353.80 |
| RECREATION and CONSERVATION | | | | Balance December 31, 1985 | 42,329.21 |
| Beaches and Boardwalks | | | | PROPERTY ACQUIRED BY DEED OR | |
| Parks, Playgrounds, Shade Trees | 140,200.00 | | | FORECLOSURE | |
| Land Reclamation & Conservation | | | | Balance January 1, 1985 | 247,159.08 |
| Other Recreational Services | | | | Transfers From Taxes or Liens | 24,353.80 |
| EDUCATION (excluding schools) | | | | Sale for Cash (1985) | |
| Libraries | | | | Cancelled, Abated or Adjusted (1985) | 32,053.00 |
| Other Educational Services | | | | Balance December 31, 1985 | 239,459.88 |
| STATUTORY EXPENDITURES | | | | CURRENT FINANCES DECEMBER 31, 1985 | |
| Pensions & F. I. C. A. | 276,164.00 | | | ASSETS | |
| Employee Fringe Benefits | 188,250.00 | | | Cash Dec. 31, 1985 | 1,142,694.63 |
| Other Statutory Expenditures | 3,220.00 | | | Taxes Receivable | 942,467.20 |
| CETA And Other Public Employment Programs | | | | Tax Title Liens | 42,329.21 |
| MUNICIPAL FUNCTIONS TOTAL | 4,559,565.90 | | | Foreclosed Property | 239,459.88 |
| CAPITAL IMPROVEMENTS *MEMO* | 20,000.00 | | | Emergencies & Other Deferred Charges | 80,000.00 |
| DEBT SERVICE | | | | State and Federal Aid Receivable | 61,182.32 |
| Principal Payments | 215,000.00 | | | Other Receivables | 23,777.71 |
| Interest Payments | 385,245.20 | | | Total | 2,531,910.95 |
| DEFERRED CHARGES | 80,000.00 | | | LIABILITIES, RESERVES, AND SURPLUS | |
| SCHOOL, COUNTY, SPECIAL DISTRICT TAXES | 8,909,533.65 | | | Cash Liabilities | 853,714.86 |
| RESERVE FOR UNCOLLECTED TAXES | 1,073,753.14 | | | Reserves for Receivables | 1,242,274.00 |
| EXPENDITURES TOTAL | 15,223,097.89 | | | Surplus Dec. 31, 1985 | 435,922.09 |
| | | | | Total | 2,531,910.95 |

1704

Population 1980

Population 1985

S & P Rating

Moody Rating

1,547

1,594

General Tax Rate Per \$100.

1.60

State Equalized Tax Rate

.76

LOWER ALLOWAYS CREEK – SALEM CO.

Form of Government:

Township Committee

Number of Members on Governing Body – 3

PER CAPITA:

Gross Debt

Net Debt

Debt Service

Total Tax Levy

Municipal Expenditures

PER CENT:

Gross Debt

Net Debt

Tax Levy Collected

Tax Levy Cancelled, Abated

or Adjusted

94.64

.11

| EXPENDITURES | | REVENUES-REALIZED | | 1985 PROPERTY TAX | |
|---|--------------|--|---------------|--|----------------|
| GENERAL GOVERNMENT | | | | STATE EQUALIZED TAX RATE | |
| Governing Body & Public Boards | | | | Local District School Taxes | |
| Municipal Clerk | | | | Regional & Consolidated School Tax | |
| Financial Administration | 64,350.00 | 1985 Property Taxes Collected | 613,973.39 | School Taxes in Municipal Budget | |
| Assessment of Taxes | 13,908.00 | 1985 Payments in Lieu of Taxes | | County Taxes | .76 645,001.15 |
| Collection of Taxes | 15,000.00 | Delinquent Tax & Lien Collections | 33,496.47 | County Library Taxes | |
| Planning, Housing & Development | 13,206.00 | Business Personalty Replacement Taxes | 14,890.64 | Local Municipal Purpose Taxes | |
| Human Resources | | Taxes from Public Utilities | 6,637,067.00 | Veteran & Senior Citizen Taxes | 18,250.00 |
| Elections | | Other Miscellaneous Tax Revenues | | Total Taxes for Rate Computation | .76 663,251.15 |
| General Administration (other) | 3,005,873.53 | State Aid Revenues | 30,075.00 | Special District Taxes | |
| JUDICIARY | | Federal Aid Revenues | 7,070.38 | Bank Corp. Taxes | |
| Municipal Courts | 44,000.00 | State and Local Fiscal Assistance Act Utilized | | Added and Omitted Taxes | 1,102.00 |
| PUBLIC SAFETY | | Sale of Acquired Property | | Total Taxes Levied - ABSTRACT | 646,103.15 |
| Fire Protection | 67,600.00 | Other Miscellaneous Revenues | 3,497,560.02 | Total Taxes Billed | 648,718.99 |
| Police Protection | 800,800.00 | Total | 10,834,132.90 | 1985 TAXES COLLECTED | 613,973.39 |
| Civil Defense & Disaster Control | 14,460.00 | Prior Years Surplus Appropriated | 1,250,000.00 | 1985 Taxes Cancelled, Abated or Adjusted | 696.93 |
| Environmental Inspection & Control | 88,105.00 | REVENUES TOTAL | 12,084,132.90 | Transfer to Tax Title Liens or Foreclosed | |
| Other Public Safety | | Reserve For Uncollected Taxes | 49,547.87 | Balance Outstanding Dec. 31, 1985 | 34,048.67 |
| PUBLIC WORKS | | CAPITAL OUTLAY TOTAL | 363,644.91 | PRIOR YEARS TAXES OUTSTANDING | |
| Streets and Drainage | 994,730.85 | Public Enterprises | | Balance January 1, 1985 | 33,496.47 |
| Sewers and Sewage Processing | 244,900.00 | Recreation—Culture | 4,196.52 | Collected in 1985 | 33,496.47 |
| Garbage and Trash Disposal | 84,900.00 | Public Works | 288,585.48 | Cancelled, Abated or Adjusted 1985 | |
| Public Buildings and Grounds | 470,000.00 | Buildings and Grounds | 70,862.91 | Transfers to Tax Title Liens or Foreclosed | |
| Other Public Works | 104,000.00 | Library and Education | | Balance December 31, 1985 | |
| HEALTH and WELFARE | | Conservation | | TAX TITLE LIENS OUTSTANDING | |
| Health Services Except Environmental | 31,885.00 | All Other | | Balance January 1, 1985 | |
| Welfare-Public Assistance | 10,464.00 | CAPITAL DEBT AUTHORIZED, DECEMBER 31, 1985 | | Transfer From Taxes | |
| Hospitals, Clinics, First Aid | | ISSUED AND UNISSUED GROSS DEBT | | Redeemed in 1985 | |
| Animal, Insect, & Rodent Control | 187,100.00 | School | | Cancelled, Abated or Adjusted (1985) | |
| Other Welfare Services | 5,000.00 | Self-liquidating | | Transfers to Foreclosed Property | |
| RECREATION and CONSERVATION | | Other | | Balance December 31, 1985 | |
| Beaches and Boardwalks | | Total | | PROPERTY ACQUIRED BY DEED OR | |
| Parks, Playgrounds, Shade Trees | 131,500.00 | ISSUED AND OUTSTANDING | | FORECLOSURE | |
| Land Reclamation & Conservation | 49,500.00 | School | | Balance January 1, 1985 | 2,550.00 |
| Other Recreational Services | 498,860.00 | Self-Liquidating | | Transfers From Taxes or Liens | |
| EDUCATION (excluding schools) | | Other | | Sale for Cash (1985) | |
| Libraries | | Total | | Cancelled, Abated or Adjusted (1985) | |
| Other Educational Services | 1,457,939.00 | EQUALIZED VALUATION BASIS | | Balance December 31, 1985 | 2,550.00 |
| STATUTORY EXPENDITURES | | FOR NET DEBT COMPUTATION | 74,460,494 | CURRENT FINANCES DECEMBER 31, 1985 | |
| Pensions & F. I. C. A. | 291,000.00 | REAL PROPERTY VALUATIONS | | ASSETS | |
| Employee Fringe Benefits | 185,000.00 | Code Class # of Parcels % VAL'N | | Cash Dec. 31, 1985 | 2,841,422.51 |
| Other Statutory Expenditures | 14,000.00 | 1 Vacant Land 236 2.08 | 822,900.00 | Taxes Receivable | 34,048.67 |
| CETA And Other Public Employment Programs | | 2 Residential 367 18.97 | 7,520,150.00 | Tax Title Liens | |
| MUNICIPAL FUNCTIONS TOTAL | 8,888,081.38 | 3 Farm 551 18.04 | 7,150,340.00 | Foreclosed Property | 2,550.00 |
| CAPITAL IMPROVEMENTS *MEMO* | 1,854,500.00 | 4a Commercial 12 .69 | 275,425.00 | Emergencies & Other Deferred Charges | 25,405.12 |
| DEBT SERVICE | | 4b Industrial 1 60.22 | 23,873,600.00 | State and Federal Aid Receivable | |
| Principal Payments | | 4c Apartments | | Other Receivables | 107,992.59 |
| Interest Payments | | Total 1167 | 39,642,415.00 | Total | 3,011,418.89 |
| DEFERRED CHARGES | 73,799.60 | Land Area 47.70 Sq. Miles | | LIABILITIES, RESERVES, AND SURPLUS | |
| SCHOOL, COUNTY, SPECIAL DISTRICT TAXES | 645,001.15 | Net Valuation Taxable-Municipal | 40,384,487 | Cash Liabilities | 1,808,078.50 |
| RESERVE FOR UNCOLLECTED TAXES | 49,547.87 | Net Valuation Taxable-County | 82,192,274 | Reserves for Receivables | 144,591.26 |
| EXPENDITURES TOTAL | 9,656,430.00 | State Equalized Valuation | 84,041,956 | Surplus Dec. 31, 1985 | 1,058,749.13 |
| | | State Equalization Ratio | 47.59 | Total | 3,011,418.89 |

0317

Population 1980 **5,236**
 Population 1985 **5,202**
 S & P Rating
 Moody Rating

General Tax Rate Per \$100.

3.00

State Equalized Tax Rate

2.30

LUMBERTON TOWNSHIP – BURLINGTON CO.**Form of Government:****Township Committee****Number of Members on Governing Body – 3**

PER CAPITA:

Gross Debt **177.77**
 Net Debt **39.23**
 Debt Service **7.13**
 Total Tax Levy **505.61**
 Municipal Expenditures **409.22**

PER CENT:

Gross Debt **.85**
 Net Debt **.19**
 Tax Levy Collected **94.92**
 Tax Levy Cancelled, Abated
 or Adjusted **.41**

| EXPENDITURES | | REVENUES-REALIZED | | 1985 PROPERTY TAX | |
|---|---------------------|--|---------------------|--|---------------------|
| GENERAL GOVERNMENT | | STATE EQUALIZED TAX RATE | | ↓ .89 | |
| Governing Body & Public Boards | | 1985 Property Taxes Collected | 2,492,340.01 | Local District School Taxes | 1,001,325.00 |
| Municipal Clerk | | 1985 Payments in Lieu of Taxes | | Regional & Consolidated School Tax | 797,952.56 |
| Financial Administration | 50,600.00 | Delinquent Tax & Lien Collections | 119,824.82 | School Taxes in Municipal Budget | |
| Assessment of Taxes | 40,700.00 | Business Personalty Replacement Taxes | 90,982.00 | County Taxes | 673,709.36 |
| Collection of Taxes | 12,400.00 | Taxes from Public Utilities | 911,517.00 | County Library Taxes | 37,686.95 |
| Planning, Housing & Development | 17,000.00 | Other Miscellaneous Tax Revenues | | Local Municipal Purpose Taxes | 78,000.00 |
| Human Resources | | State Aid Revenues | 65,381.29 | Veteran & Senior Citizen Taxes | 37,050.00 |
| Elections | | Federal Aid Revenues | | Total Taxes for Rate Computation | 2,625,723.87 |
| General Administration (other) | 345,400.00 | State and Local Fiscal Assistance Act Utilized | 20,741.00 | Special District Taxes | |
| JUDICIARY | | Sale of Acquired Property | | Bank Corp. Taxes | 4,984.36 |
| Municipal Courts | 42,375.00 | Other Miscellaneous Revenues | 305,197.34 | Added and Omitted Taxes | 36,543.88 |
| PUBLIC SAFETY | | Total | 4,005,983.46 | Total Taxes Levied - ABSTRACT | 2,630,202.11 |
| Fire Protection | 73,200.00 | Prior Years Surplus Appropriated | 685,000.00 | Total Taxes Billed | 2,625,801.31 |
| Police Protection | 578,868.61 | REVENUES | 4,690,983.46 | 1985 TAXES COLLECTED | 2,492,340.01 |
| Civil Defense & Disaster Control | 4,100.00 | Reserve For Uncollected Taxes | 174,557.39 | 1985 Taxes Cancelled, Abated or Adjusted | 10,706.29 |
| Environmental Inspection & Control | 39,600.00 | CAPITAL OUTLAY | 129,827.56 | Transfer to Tax Title Liens or Foreclosed | 28,558.41 |
| Other Public Safety | | Public Enterprises | | Balance Outstanding Dec. 31, 1985 | 94,196.60 |
| PUBLIC WORKS | | Recreation—Culture | | PRIOR YEARS TAXES OUTSTANDING | |
| Streets and Drainage | 249,300.00 | Public Works | 75,042.56 | Balance January 1, 1985 | 121,480.40 |
| Sewers and Sewage Processing | 500.00 | Buildings and Grounds | 54,785.00 | Collected in 1985 | 116,524.18 |
| Garbage and Trash Disposal | 182,700.00 | Library and Education | | Cancelled, Abated or Adjusted 1985 | |
| Public Buildings and Grounds | 99,500.00 | Conservation | | Transfers to Tax Title Liens or Foreclosed | 1,507.20 |
| Other Public Works | | All Other | | Balance December 31, 1985 | 3,449.02 |
| HEALTH and WELFARE | | | | TAX TITLE LIENS OUTSTANDING | |
| Health Services Except Environmental | 1,150.00 | | | Balance January 1, 1985 | 64,669.41 |
| Welfare-Public Assistance | 9,400.01 | | | Transfer From Taxes | 30,166.01 |
| Hospitals, Clinics, First Aid | | | | Redeemed in 1985 | 3,300.64 |
| Animal, Insect, & Rodent Control | | | | Cancelled, Abated or Adjusted (1985) | |
| Other Welfare Services | | | | Transfers to Foreclosed Property | |
| RECREATION and CONSERVATION | | | | Balance December 31, 1985 | 91,534.78 |
| Beaches and Boardwalks | | | | PROPERTY ACQUIRED BY DEED OR | |
| Parks, Playgrounds, Shade Trees | 28,400.00 | | | FORECLOSURE | |
| Land Reclamation & Conservation | | | | Balance January 1, 1985 | 30,700.00 |
| Other Recreational Services | 1,668.00 | | | Transfers From Taxes or Liens | |
| EDUCATION (excluding schools) | | | | Sale for Cash (1985) | |
| Libraries | | | | Cancelled, Abated or Adjusted (1985) | |
| Other Educational Services | | | | Balance December 31, 1985 | 30,700.00 |
| STATUTORY EXPENDITURES | | | | CURRENT FINANCES DECEMBER 31, 1985 | |
| Pensions & F. I. C. A. | 131,431.99 | | | ASSETS | |
| Employee Fringe Benefits | | | | Cash Dec. 31, 1985 | 1,261,414.91 |
| Other Statutory Expenditures | | | | Taxes Receivable | 97,645.62 |
| CETA And Other Public Employment Programs | | | | Tax Title Liens | 91,534.78 |
| MUNICIPAL FUNCTIONS | | | | Foreclosed Property | 30,700.00 |
| TOTAL | 1,908,293.61 | | | Emergencies & Other Deferred Charges | 16,000.00 |
| CAPITAL IMPROVEMENTS | *MEMO* | | | State and Federal Aid Receivable | 35,071.91 |
| DEBT SERVICE | | | | Other Receivables | 55,803.29 |
| Principal Payments | 29,350.00 | | | Total | 1,588,170.51 |
| Interest Payments | 7,737.28 | | | LIABILITIES, RESERVES, AND SURPLUS | |
| DEFERRED CHARGES | 8,800.00 | | | Cash Liabilities | 610,778.58 |
| SCHOOL, COUNTY, SPECIAL DISTRICT TAXES | 2,510,673.87 | | | Reserves for Receivables | 269,701.51 |
| RESERVE FOR UNCOLLECTED TAXES | 174,557.39 | | | Surplus Dec. 31, 1985 | 707,690.42 |
| EXPENDITURES | TOTAL | | | Total | 1,588,170.51 |
| | 4,639,412.15 | | | | |

0232
 Population 1980 **20,326**
 Population 1985 **20,094**
 S & P Rating
 Moody Rating

General Tax Rate Per \$100.
2.38
 State Equalized Tax Rate
1.80

LYNDHURST TOWNSHIP – BERGEN CO.
Form of Government:
Commission (1911)
Number of Members on Governing Body – 5

PER CAPITA:
 Gross Debt **151.53**
 Net Debt **137.50**
 Debt Service **28.69**
 Total Tax Levy **727.09**
 Municipal Expenditures **395.14**

PER CENT:
 Gross Debt **.42**
 Net Debt **.38**
 Tax Levy Collected **97.64**
 Tax Levy Cancelled, Abated or Adjusted **.03**

| EXPENDITURES | | REVENUES-REALIZED | | 1985 PROPERTY TAX | |
|---|----------------------|--|-----------------------|--|----------------------|
| GENERAL GOVERNMENT | | | | STATE EQUALIZED TAX RATE | |
| Governing Body & Public Boards | | | | Local District School Taxes | .89 |
| Municipal Clerk | 72,500.00 | 1985 Property Taxes Collected | 14,241,597.85 | Regional & Consolidated School Tax | |
| Financial Administration | 11,000.00 | 1985 Payments in Lieu of Taxes | | School Taxes in Municipal Budget | |
| Assessment of Taxes | 344,068.00 | Delinquent Tax & Lien Collections | 213,164.62 | County Taxes | .36 |
| Collection of Taxes | 148,075.00 | Business Personalty Replacement Taxes | 471,525.04 | County Library Taxes | |
| Planning, Housing & Development | 9,749.00 | Taxes from Public Utilities | 927,261.00 | Local Municipal Purpose Taxes | .55 |
| Human Resources | 85,974.49 | Other Miscellaneous Tax Revenues | | Veteran & Senior Citizen Taxes | |
| Elections | 17,200.00 | State Aid Revenues | 253,810.11 | Total Taxes for Rate Computation | 1.80 |
| General Administration (other) | 443,358.60 | Federal Aid Revenues | | Special District Taxes | |
| JUDICIARY | | State and Local Fiscal Assistance Act Utilized | 247,384.00 | Bank Corp. Taxes | 43,270.55 |
| Municipal Courts | 83,900.00 | Sale of Acquired Property | | Added and Omitted Taxes | 127,518.49 |
| PUBLIC SAFETY | | Other Miscellaneous Revenues | 920,924.27 | Total Taxes Levied - ABSTRACT | 14,610,187.88 |
| Fire Protection | 74,247.85 | Total | 17,275,666.89 | Total Taxes Billed | 14,585,202.12 |
| Police Protection | 1,925,174.52 | Prior Years Surplus Appropriated | 900,000.00 | 1985 TAXES COLLECTED | 14,241,597.85 |
| Civil Defense & Disaster Control | 13,150.00 | REVENUES | 18,175,666.89 | 1985 Taxes Cancelled, Abated or Adjusted | 4,564.84 |
| Environmental Inspection & Control | 147,310.49 | Reserve For Uncollected Taxes | 542,635.36 | Transfer to Tax Title Liens or Foreclosed | 14,984.48 |
| Other Public Safety | | TOTAL | 600,386.85 | Balance Outstanding Dec. 31, 1985 | 324,054.95 |
| PUBLIC WORKS | | CAPITAL OUTLAY | | PRIOR YEARS TAXES OUTSTANDING | |
| Streets and Drainage | 409,340.00 | Public Enterprises | 255,197.62 | Balance January 1, 1985 | 413,427.20 |
| Sewers and Sewage Processing | 798,690.84 | Recreation—Culture | 5,575.31 | Collected in 1985 | 212,789.62 |
| Garbage and Trash Disposal | 614,637.94 | Public Works | 243,113.20 | Cancelled, Abated or Adjusted 1985 | |
| Public Buildings and Grounds | 14,825.00 | Buildings and Grounds | 95,950.72 | Transfers to Tax Title Liens or Foreclosed | |
| Other Public Works | 9,000.00 | Library and Education | 550.00 | Balance December 31, 1985 | 200,637.58 |
| HEALTH and WELFARE | | Conservation | | TAX TITLE LIENS OUTSTANDING | |
| Health Services Except Environmental | 152,651.00 | All Other | | Balance January 1, 1985 | 93,802.16 |
| Welfare-Public Assistance | 29,200.00 | CAPITAL DEBT AUTHORIZED, DECEMBER 31, 1985 | | Transfer From Taxes | 14,984.48 |
| Hospitals, Clinics, First Aid | | ISSUED AND UNISSUED | | Redeemed in 1985 | 375.00 |
| Animal, Insect, & Rodent Control | 3,200.00 | SCHOOL | 282,000 | Cancelled, Abated or Adjusted (1985) | |
| Other Welfare Services | | Self-liquidating | 945,946 | Transfers to Foreclosed Property | |
| RECREATION and CONSERVATION | | Other | 1,816,911 | Balance December 31, 1985 | 108,411.64 |
| Beaches and Boardwalks | | Total | 3,044,858 | PROPERTY ACQUIRED BY DEED OR | |
| Parks, Playgrounds, Shade Trees | 383,640.00 | ISSUED AND OUTSTANDING | | FORECLOSURE | |
| Land Reclamation & Conservation | | SCHOOL | 282,000.00 | Balance January 1, 1985 | 7,549,200.00 |
| Other Recreational Services | 46,260.00 | Self-Liquidating | 270,000.00 | Transfers From Taxes or Liens | |
| EDUCATION (excluding schools) | | Other | 384,500.00 | Sale for Cash (1985) | |
| Libraries | 193,500.00 | Total | 936,500.00 | Cancelled, Abated or Adjusted (1985) | |
| Other Educational Services | | EQUALIZED VALUATION BASIS | | Balance December 31, 1985 | 7,549,200.00 |
| STATUTORY EXPENDITURES | | FOR NET DEBT COMPUTATION | 717,724,525 | CURRENT FINANCES DECEMBER 31, 1985 | |
| Pensions & F. I. C. A. | 463,789.42 | REAL PROPERTY VALUATIONS | | ASSETS | |
| Employee Fringe Benefits | 221,952.02 | Code Class # of Parcels % VAL'N | | Cash Dec. 31, 1985 | 1,400,171.13 |
| Other Statutory Expenditures | 15,000.00 | 1 Vacant Land 190 3.51 | 21,271,100.00 | Taxes Receivable | 524,692.53 |
| CETA And Other Public Employment Programs | | 2 Residential 4861 55.29 | 334,867,500.00 | Tax Title Liens | 108,411.64 |
| MUNICIPAL FUNCTIONS | 6,731,394.17 | 3 Farm | | Foreclosed Property | 7,549,200.00 |
| CAPITAL IMPROVEMENTS | 59,425.00 | 4a Commercial 314 8.62 | 52,179,100.00 | Emergencies & Other Deferred Charges | 9,332.90 |
| DEBT SERVICE | | 4b Industrial 104 30.40 | 184,124,000.00 | State and Federal Aid Receivable | 38,783.60 |
| Principal Payments | 518,320.00 | 4c Apartments 49 2.18 | 13,181,900.00 | Other Receivables | 31,995.01 |
| Interest Payments | 58,089.61 | Total 5518 | 605,623,600.00 | Total | 9,662,586.81 |
| DEFERRED CHARGES | 89,601.95 | Land Area 4.70 Sq. Miles | | LIABILITIES, RESERVES, AND SURPLUS | |
| SCHOOL, COUNTY, SPECIAL DISTRICT TAXES | 10,009,156.84 | Net Valuation Taxable-Municipal | 607,465,699 | Cash Liabilities | 481,827.64 |
| RESERVE FOR UNCOLLECTED TAXES | 542,635.36 | Net Valuation Taxable-County | 723,200,693 | Reserves for Receivables | 8,182,304.17 |
| EXPENDITURES | 17,949,197.93 | State Equalized Valuation | 802,164,886 | Surplus Dec. 31, 1985 | 998,455.00 |
| TOTAL | | State Equalization Ratio | 75.68 | Total | 9,662,586.81 |

1417
Population 1980 15,357
Population 1985 15,295
S & P Rating
Moody Rating AA

General Tax Rate Per \$100. 1.81
State Equalized Tax Rate 1.90

MADISON BOROUGH - MORRIS COUNTY
Form of Government:
Borough Council
Number of Members on Governing Body - 6

PER CAPITA:
Gross Debt 678.91
Net Debt 503.81
Debt Service 58.62
Total Tax Levy 985.08
Municipal Expenditures 520.97
PER CENT:
Gross Debt 1.58
Net Debt 1.17
Tax Levy Collected 98.53
Tax Levy Cancelled, Abated or Adjusted 1.18

| EXPENDITURES | | REVENUES-REALIZED | | 1985 PROPERTY TAX | |
|---|-------------------|--|----------------|--|---------------|
| GENERAL GOVERNMENT | | | | STATE EQUALIZED TAX RATE | |
| Governing Body & Public Boards | | 1985 Property Taxes Collected | 14,843,744.98 | Local District School Taxes | 7,795,599.50 |
| Municipal Clerk | | 1985 Payments in Lieu of Taxes | | Regional & Consolidated School Tax | |
| Financial Administration | 81,149.00 | Delinquent Tax & Lien Collections | 148,988.78 | School Taxes in Municipal Budget | |
| Assessment of Taxes | 28,259.00 | Business Personalty Replacement Taxes | 169,544.00 | County Taxes | 2,824,367.62 |
| Collection of Taxes | 54,769.00 | Taxes from Public Utilities | 564,808.00 | County Library Taxes | |
| Planning, Housing & Development | 58,675.00 | Other Miscellaneous Tax Revenues | | Local Municipal Purpose Taxes | 4,351,636.72 |
| Human Resources | 14,650.00 | State Aid Revenues | 444,854.23 | Veteran & Senior Citizen Taxes | 103,750.00 |
| Elections | 5,850.00 | Federal Aid Revenues | | Total Taxes for Rate Computation | 15,075,353.84 |
| General Administration (other) | 545,940.80 | State and Local Fiscal Assistance Act Utilized | 116,005.18 | Special District Taxes | |
| JUDICIARY | | Sale of Acquired Property | | Bank Corp. Taxes | 36,009.88 |
| Municipal Courts | 60,032.00 | Other Miscellaneous Revenues | 2,084,750.33 | Added and Omitted Taxes | 59,144.03 |
| PUBLIC SAFETY | | Total | 18,372,695.50 | Total Taxes Levied - ABSTRACT | 15,066,757.75 |
| Fire Protection | 404,928.00 | Prior Years Surplus Appropriated | 575,000.00 | Total Taxes Billed | 15,064,504.10 |
| Police Protection | 1,471,732.84 | REVENUES | 18,947,695.50 | 1985 TAXES COLLECTED | 14,843,744.98 |
| Civil Defense & Disaster Control | 1,670.00 | Reserve For Uncollected Taxes | 461,337.71 | 1985 Taxes Cancelled, Abated or Adjusted | 26,500.19 |
| Environmental Inspection & Control | 85,762.00 | CAPITAL OUTLAY | 1,758,939.53 | Transfer to Tax Title Liens or Foreclosed | 2,503.23 |
| Other Public Safety | | TOTAL | | Balance Outstanding Dec. 31, 1985 | 191,755.70 |
| PUBLIC WORKS | | | | PRIOR YEARS TAXES OUTSTANDING | |
| Streets and Drainage | 115,000.00 | Public Enterprises | 101,108.15 | Balance January 1, 1985 | 166,546.16 |
| Sewers and Sewage Processing | 314,102.44 | Recreation—Culture | 213,077.57 | Collected in 1985 | 148,988.78 |
| Garbage and Trash Disposal | 525,000.00 | Public Works | 1,218,811.43 | Cancelled, Abated or Adjusted 1985 | 17,557.38 |
| Public Buildings and Grounds | 156,625.00 | Buildings and Grounds | 203,549.94 | Transfers to Tax Title Liens or Foreclosed | |
| Other Public Works | 796,052.00 | Library and Education | 22,392.44 | Balance December 31, 1985 | |
| HEALTH and WELFARE | | Conservation | | TAX TITLE LIENS OUTSTANDING | |
| Health Services Except Environmental | 502,242.35 | All Other | | Balance January 1, 1985 | 13,033.24 |
| Welfare-Public Assistance | 16,755.00 | CAPITAL DEBT AUTHORIZED, DECEMBER 31, 1985 | | Transfer From Taxes | 2,503.23 |
| Hospitals, Clinics, First Aid | | ISSUED AND UNISSUED | | Redeemed in 1985 | |
| Animal, Insect, & Rodent Control | 4,200.00 | School | 880,000 | Cancelled, Abated or Adjusted (1985) | |
| Other Welfare Services | | Self-Liquidating | 1,798,162 | Transfers to Foreclosed Property | |
| RECREATION and CONSERVATION | | Other | 7,705,700 | Balance December 31, 1985 | 15,536.47 |
| Beaches and Boardwalks | | Total | 10,383,862 | PROPERTY ACQUIRED BY DEED OR FORECLOSURE | |
| Parks, Playgrounds, Shade Trees | 94,224.00 | ISSUED AND OUTSTANDING | | Balance January 1, 1985 | 68,650.00 |
| Land Reclamation & Conservation | 2,450.00 | School | 880,000.00 | Transfers From Taxes or Liens | |
| Other Recreational Services | 13,595.00 | Self-Liquidating | 1,562,000.00 | Sale for Cash (1985) | |
| EDUCATION (excluding schools) | | Other | 2,869,000.00 | Cancelled, Abated or Adjusted (1985) | |
| Libraries | 455,529.00 | Total | 5,311,000.00 | Balance December 31, 1985 | 68,650.00 |
| Other Educational Services | 6,725.00 | EQUALIZED VALUATION BASIS | | CURRENT FINANCES DECEMBER 31, 1985 | |
| STATUTORY EXPENDITURES | | FOR NET DEBT COMPUTATION | 656,403,890 | ASSETS | |
| Pensions & F. I. C. A. | 523,795.64 | REAL PROPERTY VALUATIONS | | Cash Dec. 31, 1985 | 3,333,778.76 |
| Employee Fringe Benefits | 178,570.00 | Code Class # of Parcels % VAL'N | | Taxes Receivable | 191,755.70 |
| Other Statutory Expenditures | | 1 Vacant Land 247 4.04 | 31,960,300.00 | Tax Title Liens | 15,536.47 |
| CETA And Other Public Employment Programs | | 2 Residential 3835 76.04 | 601,219,400.00 | Foreclosed Property | 68,650.00 |
| MUNICIPAL FUNCTIONS | 6,518,283.07 | 3 Farm | | Emergencies & Other Deferred Charges | 87,200.00 |
| CAPITAL IMPROVEMENTS | *MEMO* 200,000.00 | 4a Commercial 215 16.19 | 128,047,800.00 | State and Federal Aid Receivable | |
| DEBT SERVICE | | 4b Industrial 5 .24 | 1,875,300.00 | Other Receivables | 58,124.56 |
| Principal Payments | 541,000.00 | 4c Apartments 34 3.49 | 27,587,100.00 | Total | 3,755,045.49 |
| Interest Payments | 355,553.02 | Total 4336 | 790,689,900.00 | LIABILITIES, RESERVES, AND SURPLUS | |
| DEFERRED CHARGES | 92,000.00 | Land Area 4.20 Sq. Miles | | Cash Liabilities | 2,367,779.55 |
| SCHOOL, COUNTY, SPECIAL DISTRICT TAXES | 10,619,967.12 | Net Valuation Taxable-Municipal | 829,025,418 | Reserves for Receivables | 334,066.73 |
| RESERVE FOR UNCOLLECTED TAXES | 461,337.71 | Net Valuation Taxable-County | 782,469,676 | Surplus Dec. 31, 1985 | 1,053,199.21 |
| EXPENDITURES | | State Equalized Valuation | 792,040,068 | Total | 3,755,045.49 |
| TOTAL | 18,588,140.92 | State Equalization Ratio | 104.92 | | |

0423

Population 1980 **4,881**
 Population 1985 **4,833**
 S & P Rating
 Moody Rating

General Tax Rate Per \$100.

5.06

State Equalized Tax Rate

3.36

MAGNOLIA BOROUGH – CAMDEN COUNTY**Form of Government:****Borough Council****Number of Members on Governing Body – 6**

PER CAPITA:

Gross Debt **303.77**
 Net Debt **214.85**
 Debt Service **19.26**
 Total Tax Levy **559.26**
 Municipal Expenditures **270.48**

PER CENT:

Gross Debt **1.91**
 Net Debt **1.35**
 Tax Levy Collected **91.96**
 Tax Levy Cancelled, Abated or Adjusted **1.04**

| EXPENDITURES | | REVENUES-REALIZED | | 1985 PROPERTY TAX | |
|--|--------------|---|---------------|---|--------------|
| GENERAL GOVERNMENT | | | | STATE EQUALIZED TAX RATE → .93 | |
| Governing Body & Public Boards | 16,750.00 | 1985 Property Taxes Collected | 2,482,564.27 | Local District School Taxes | 744,024.50 |
| Municipal Clerk | 16,681.00 | 1985 Payments in Lieu of Taxes | | Regional & Consolidated School Tax | 456,016.15 |
| Financial Administration | 29,126.70 | Delinquent Tax & Lien Collections | 101,166.75 | School Taxes in Municipal Budget | |
| Assessment of Taxes | 6,135.00 | Business Personalty Replacement Taxes | 34,775.56 | County Taxes | 915,761.98 |
| Collection of Taxes | 25,305.30 | Taxes from Public Utilities | 310,623.00 | County Library Taxes | 21,548.00 |
| Planning, Housing & Development | 3,000.00 | Other Miscellaneous Tax Revenues | | Local Municipal Purpose Taxes | 559,300.00 |
| Human Resources | | State Aid Revenues | 106,837.37 | Veteran & Senior Citizen Taxes | 66,350.00 |
| Elections | 3,496.25 | Federal Aid Revenues | | Total Taxes for Rate Computation | 2,763,000.63 |
| General Administration (other) | 76,850.00 | State and Local Fiscal Assistance Act Utilized | 19,161.00 | Special District Taxes | |
| JUDICIARY | | Sale of Acquired Property | 3,000.00 | Bank Corp. Taxes | 3,799.84 |
| Municipal Courts | 21,477.00 | Other Miscellaneous Revenues | 136,766.09 | Added and Omitted Taxes | 2,435.31 |
| PUBLIC SAFETY | | Total | 3,194,894.04 | Total Taxes Levied - ABSTRACT | 2,702,885.78 |
| Fire Protection | 43,055.00 | Prior Years Surplus Appropriated | 200,000.00 | Total Taxes Billed | 2,699,662.24 |
| Police Protection | 245,880.48 | REVENUES TOTAL | 3,394,894.04 | 1985 TAXES COLLECTED | 2,482,564.27 |
| Civil Defense & Disaster Control | 1,300.00 | Reserve For Uncollected Taxes | 138,005.32 | 1985 Taxes Cancelled, Abated or Adjusted | 28,154.33 |
| Environmental Inspection & Control | 10,320.60 | CAPITAL OUTLAY TOTAL | 158,816.77 | Transfer to Tax Title Liens or Foreclosed | 27,135.46 |
| Other Public Safety | | | | Balance Outstanding Dec. 31, 1985 | 161,808.18 |
| PUBLIC WORKS | | | | PRIOR YEARS TAXES OUTSTANDING | |
| Streets and Drainage | 172,230.00 | Public Enterprises | | Balance January 1, 1985 | 105,764.42 |
| Sewers and Sewage Processing | 4,000.00 | Recreation—Culture | | Collected in 1985 | 96,215.04 |
| Garbage and Trash Disposal | 189,563.00 | Public Works | 158,816.77 | Cancelled, Abated or Adjusted 1985 | 105.29 |
| Public Buildings and Grounds | 24,819.40 | Buildings and Grounds | | Transfers to Tax Title Liens or Foreclosed | 4,122.80 |
| Other Public Works | 20,000.00 | Library and Education | | Balance December 31, 1985 | 5,321.29 |
| HEALTH and WELFARE | | Conservation | | TAX TITLE LIENS OUTSTANDING | |
| Health Services Except Environmental | 4,023.14 | All Other | | Balance January 1, 1985 | 76,846.52 |
| Welfare-Public Assistance | 9,041.00 | CAPITAL DEBT AUTHORIZED, DECEMBER 31, 1985 | | Transfer From Taxes | 31,850.89 |
| Hospitals, Clinics, First Aid | | ISSUED AND UNISSUED | | Redeemed in 1985 | 4,951.71 |
| Animal, Insect, & Rodent Control | | School | 429,724 | Cancelled, Abated or Adjusted (1985) | |
| Other Welfare Services | | Self-liquidating | | Transfers to Foreclosed Property | |
| RECREATION and CONSERVATION | | Other | 1,038,375 | Balance December 31, 1985 | 103,745.70 |
| Beaches and Boardwalks | | Total | 1,468,099 | PROPERTY ACQUIRED BY DEED OR FORECLOSURE | |
| Parks, Playgrounds, Shade Trees | 11,350.00 | ISSUED AND OUTSTANDING | | Balance January 1, 1985 | 23,900.00 |
| Land Reclamation & Conservation | 31,000.00 | School | 348,458.59 | Transfers From Taxes or Liens | |
| Other Recreational Services | | Self-Liquidating | | Sale for Cash (1985) | 3,000.00 |
| EDUCATION (excluding schools) | | Other | 804,200.00 | Cancelled, Abated or Adjusted (1985) | |
| Libraries | 800.00 | Total | 1,152,658.59 | Balance December 31, 1985 | 20,900.00 |
| Other Educational Services | | EQUALIZED VALUATION BASIS | | CURRENT FINANCES DECEMBER 31 1985 | |
| STATUTORY EXPENDITURES | | FOR NET DEBT COMPUTATION | 76,917.099 | ASSETS | |
| Pensions & F. I. C. A. | 54,569.00 | REAL PROPERTY VALUATIONS | | Cash Dec. 31, 1985 | 857,777.43 |
| Employee Fringe Benefits | 43,800.00 | Code Class # of Parcels % VAL'N | | Taxes Receivable | 167,129.47 |
| Other Statutory Expenditures | 6,448.00 | 1 Vacant Land 241 3.12 | 1,652,598.00 | Tax Title Liens | 103,745.70 |
| CETA And Other Public Employment Programs | | 2 Residential 1397 77.01 | 40,812,550.00 | Foreclosed Property | 20,900.00 |
| MUNICIPAL FUNCTIONS | | 3 Farm | | Emergencies & Other Deferred Charges | 8,052.74 |
| CAPITAL IMPROVEMENTS | *MEMO* | 4a Commercial 76 9.06 | 4,802,500.00 | State and Federal Aid Receivable | |
| DEBT SERVICE | | 4b Industrial 5 7.07 | 3,746,382.00 | Other Receivables | 8,999.18 |
| Principal Payments | 34,250.00 | 4c Apartments 4 3.75 | 1,985,100.00 | Total | 1,166,604.52 |
| Interest Payments | 58,827.22 | Total 1723 | 52,999,130.00 | LIABILITIES, RESERVES, AND SURPLUS | |
| DEFERRED CHARGES | | Land Area .98 Sq. Miles | | Cash Liabilities | 615,055.33 |
| SCHOOL, COUNTY, SPECIAL DISTRICT TAXES | | Net Valuation Taxable-Municipal | 53,273,270 | Reserves for Receivables | 300,774.35 |
| RESERVE FOR UNCOLLECTED TAXES | | Net Valuation Taxable-County | 79,185,102 | Surplus Dec. 31, 1985 | 250,774.84 |
| EXPENDITURES TOTAL | 3,444,592.85 | State Equalized Valuation | 80,116,156 | Total | 1,166,604.52 |
| | | State Equalization Ratio | 66.38 | | |

0233
Population 1980 12,127
Population 1985 13,851
S & P Rating
Moody Rating A

General Tax Rate Per \$100. 3.97
State Equalized Tax Rate 1.79

MAHWAH TOWNSHIP – BERGEN COUNTY
Form of Government:
Mayor–Council Plan B (OMCL 50)
Number of Members on Governing Body – 5

PER CAPITA:
Gross Debt 1,674.94
Net Debt 316.99
Debt Service 60.80
Total Tax Levy 1,188.57
Municipal Expenditures 594.14
PER CENT:
Gross Debt 3.19
Net Debt .60
Tax Levy Collected 97.44
Tax Levy Cancelled, Abated or Adjusted .75

| EXPENDITURES | | REVENUES-REALIZED | | 1985 PROPERTY TAX | |
|---|---------------|--|--------------------|--|---------------|
| GENERAL GOVERNMENT | | | | STATE EQUALIZED TAX RATE | |
| Governing Body & Public Boards | | 1985 Property Taxes Collected | 16,034,390.50 | Local District School Taxes 1.13 | 9,664,609.00 |
| Municipal Clerk | 70,865.00 | 1985 Payments in Lieu of Taxes | | Regional & Consolidated School Tax | |
| Financial Administration | 201,630.00 | Delinquent Tax & Lien Collections | 934,576.54 | School Taxes in Municipal Budget | |
| Assessment of Taxes | 69,935.00 | Business Personalty Replacement Taxes | 416,432.76 | County Taxes | |
| Collection of Taxes | 136,132.00 | Taxes from Public Utilities | 2,093,810.00 | County Library Taxes | |
| Planning, Housing & Development | 54,015.00 | Other Miscellaneous Tax Revenues | | Local Municipal Purpose Taxes .66 | 5,639,191.53 |
| Human Resources | 768,775.00 | State Aid Revenues | 204,177.22 | Veteran & Senior Citizen Taxes | 85,250.00 |
| Elections | | Federal Aid Revenues | | Total Taxes for Rate Computation 1.79 | 15,389,050.53 |
| General Administration (other) | 72,250.00 | State and Local Fiscal Assistance Act Utilized | 54,055.26 | Special District Taxes | |
| JUDICIARY | | Sale of Acquired Property | 1,127,166.01 | Bank Corp. Taxes | 32,339.88 |
| Municipal Courts | | Other Miscellaneous Revenues | 20,864,608.29 | Added and Omitted Taxes | 1,126,678.50 |
| PUBLIC SAFETY | | Total | 20,864,608.29 | Total Taxes Levied - ABSTRACT | 16,462,818.91 |
| Fire Protection | 239,943.00 | Prior Years Surplus Appropriated | | Total Taxes Billed | 16,034,390.50 |
| Police Protection | 1,772,996.02 | REVENUES | 20,864,608.29 | 1985 TAXES COLLECTED | |
| Civil Defense & Disaster Control | 7,378.00 | Reserve For Uncollected Taxes | 1,072,000.00 | 1985 Taxes Cancelled, Abated or Adjusted | 123,771.64 |
| Environmental Inspection & Control | 158,530.00 | CAPITAL OUTLAY | 630,937.35 | Transfer to Tax Title Liens or Foreclosed | 4,815.61 |
| Other Public Safety | | Total | 630,937.35 | Balance Outstanding Dec. 31, 1985 | 293,398.06 |
| PUBLIC WORKS | | | | PRIOR YEARS TAXES OUTSTANDING | |
| Streets and Drainage | 697,241.00 | Public Enterprises | 173,236.84 | Balance January 1, 1985 | 937,352.11 |
| Sewers and Sewage Processing | 750,110.26 | Recreation—Culture | | Collected in 1985 | 933,992.29 |
| Garbage and Trash Disposal | 80,339.00 | Public Works | 449,728.26 | Cancelled, Abated or Adjusted 1985 | 17.96 |
| Public Buildings and Grounds | | Buildings and Grounds | 7,972.25 | Transfers to Tax Title Liens or Foreclosed | 95.05 |
| Other Public Works | | Library and Education | | Balance December 31, 1985 | 3,246.81 |
| HEALTH and WELFARE | | Conservation | | TAX TITLE LIENS OUTSTANDING | |
| Health Services Except Environmental | 116,041.00 | All Other | | Balance January 1, 1985 | 35,206.53 |
| Welfare-Public Assistance | 4,000.00 | CAPITAL DEBT AUTHORIZED, DECEMBER 31, 1985 | | Transfer From Taxes | 4,910.66 |
| Hospitals, Clinics, First Aid | | ISSUED AND UNISSUED | | Redeemed in 1985 | 584.25 |
| Animal, Insect, & Rodent Control | | SCHOOL | 11,579,000 | Cancelled, Abated or Adjusted (1985) | |
| Other Welfare Services | | Self-Liquidating | 7,230,000 | Transfers to Foreclosed Property | |
| RECREATION and CONSERVATION | | Other | 4,390,600 | Balance December 31, 1985 | 39,532.94 |
| Beaches and Boardwalks | 41,500.00 | Total | 23,199,600 | PROPERTY ACQUIRED BY DEED OR | |
| Parks, Playgrounds, Shade Trees | 15,300.00 | ISSUED AND OUTSTANDING | | FORECLOSURE | |
| Land Reclamation & Conservation | 9,100.00 | SCHOOL | 11,579,000.00 | Balance January 1, 1985 | 170,500.00 |
| Other Recreational Services | | Self-Liquidating | 6,238,000.00 | Transfers From Taxes or Liens | |
| EDUCATION (excluding schools) | | Other | 4,390,600.00 | Sale for Cash (1985) | |
| Libraries | 196,150.00 | Total | 22,207,600.00 | Cancelled, Abated or Adjusted (1985) | |
| Other Educational Services | 4,610.00 | EQUALIZED VALUATION BASIS | | Balance December 31, 1985 | 170,500.00 |
| STATUTORY EXPENDITURES | | FOR NET DEBT COMPUTATION | 728,292,943 | CURRENT FINANCES DECEMBER 31, 1985 | |
| Pensions & F. I. C. A. | 382,263.00 | REAL PROPERTY VALUATIONS | | ASSETS | |
| Employee Fringe Benefits | 25,000.00 | Code Class # of Parcels % VAL'N | ASSESSED VALUATION | Cash Dec. 31, 1985 | 5,690,820.24 |
| Other Statutory Expenditures | | 1 Vacant Land 1114 7.10 | 26,805,280.00 | Taxes Receivable | 296,644.87 |
| CETA And Other Public Employment Programs | 5,874,103.28 | 2 Residential 3885 61.00 | 230,404,445.00 | Tax Title Liens | 39,532.94 |
| MUNICIPAL FUNCTIONS | | 3 Farm 66 .73 | 2,737,520.00 | Foreclosed Property | 170,500.00 |
| CAPITAL IMPROVEMENTS | *MEMO* | 4a Commercial 135 9.53 | 35,984,500.00 | Emergencies & Other Deferred Charges | 238,686.47 |
| DEBT SERVICE | | 4b Industrial 64 19.98 | 75,463,750.00 | State and Federal Aid Receivable | |
| Principal Payments | 458,300.00 | 4c Apartments 7 1.67 | 6,307,300.00 | Other Receivables | 176,668.09 |
| Interest Payments | 383,781.23 | Total 5271 | 377,702,795.00 | Total | 6,612,852.61 |
| DEFERRED CHARGES | 441,219.98 | Land Area 25.70 Sq. Miles | | LIABILITIES, RESERVES, AND SURPLUS | |
| SCHOOL, COUNTY, SPECIAL DISTRICT TAXES | 9,664,609.00 | Net Valuation Taxable-Municipal | 386,138,470 | Cash Liabilities | 3,312,762.76 |
| RESERVE FOR UNCOLLECTED TAXES | 1,072,000.00 | Net Valuation Taxable-County | 773,220,486 | Reserves for Receivables | 683,345.90 |
| EXPENDITURES | 17,894,013.49 | State Equalized Valuation | 846,815,863 | Surplus Dec. 31, 1985 | 2,616,743.95 |
| TOTAL | | State Equalization Ratio | 45.06 | Total | 6,612,852.61 |

1326
 Population 1980 **18,914**
 Population 1985 **23,448**
 S & P Rating
 Moody Rating **AAA**

General Tax Rate Per \$100.

2.43

State Equalized Tax Rate

2.21

MANALAPAN TOWNSHIP – MONMOUTH CO.

Form of Government:

Township Committee

Number of Members on Governing Body – 5

PER CAPITA:

Gross Debt **744.52**
 Net Debt **459.10**
 Debt Service **64.80**
 Total Tax Levy **712.58**
 Municipal Expenditures **300.91**

PER CENT:

Gross Debt **2.76**
 Net Debt **1.70**
 Tax Levy Collected **97.26**
 Tax Levy Cancelled, Abated or Adjusted **.06**

| EXPENDITURES | | REVENUES-REALIZED | | 1985 PROPERTY TAX | |
|---|---------------|--|---------------|--|------|
| GENERAL GOVERNMENT | | | | STATE EQUALIZED TAX RATE | |
| Governing Body & Public Boards | 102,254.85 | 1985 Property Taxes Collected | 16,214,016.95 | Local District School Taxes | |
| Municipal Clerk | 37,395.00 | 1985 Payments in Lieu of Taxes | | Regional & Consolidated School Tax | 1.47 |
| Financial Administration | 105,789.00 | Delinquent Tax & Lien Collections | 537,328.32 | School Taxes in Municipal Budget | |
| Assessment of Taxes | 54,356.16 | Business Personalty Replacement Taxes | 110,137.20 | County Taxes | .49 |
| Collection of Taxes | 43,190.00 | Taxes from Public Utilities | 1,838,171.00 | County Library Taxes | .02 |
| Planning, Housing & Development | 194,199.00 | Other Miscellaneous Tax Revenues | | Local Municipal Purpose Taxes | .23 |
| Human Resources | 32,800.00 | State Aid Revenues | 120,097.62 | Veteran & Senior Citizen Taxes | |
| Elections | 7,000.00 | Federal Aid Revenues | | Total Taxes for Rate Computation | 2.21 |
| General Administration (other) | 797,820.00 | State and Local Fiscal Assistance Act Utilized | 79,917.00 | Special District Taxes | |
| JUDICIARY | | Sale of Acquired Property | | Bank Corp. Taxes | |
| Municipal Courts | 60,823.87 | Other Miscellaneous Revenues | | Added and Omitted Taxes | |
| PUBLIC SAFETY | | Total | 1,787,520.82 | Total Taxes Levied - ABSTRACT | |
| Fire Protection | 500.00 | Prior Years Surplus Appropriated | 20,687,188.91 | Total Taxes Billed | |
| Police Protection | 1,355,119.00 | REVENUES TOTAL | 1,500,000.00 | 1985 TAXES COLLECTED | |
| Civil Defense & Disaster Control | | Reserve For Uncollected Taxes | 22,187,188.91 | 1985 Taxes Cancelled, Abated or Adjusted | |
| Environmental Inspection & Control | 232,943.08 | CAPITAL OUTLAY TOTAL | 730,828.00 | Transfer to Tax Title Liens or Foreclosed | |
| Other Public Safety | | | 1,273,131.35 | Balance Outstanding Dec. 31, 1985 | |
| PUBLIC WORKS | | | | PRIOR YEARS TAXES OUTSTANDING | |
| Streets and Drainage | 653,487.00 | Public Enterprises | | Balance January 1, 1985 | |
| Sewers and Sewage Processing | | Recreation—Culture | 6,774.00 | Collected in 1985 | |
| Garbage and Trash Disposal | 49,000.00 | Public Works | 1,119,361.79 | Cancelled, Abated or Adjusted 1985 | |
| Public Buildings and Grounds | 101,639.00 | Buildings and Grounds | 146,995.56 | Transfers to Tax Title Liens or Foreclosed | |
| Other Public Works | 5,000.00 | Library and Education | | Balance December 31, 1985 | |
| HEALTH and WELFARE | | Conservation | | TAX TITLE LIENS OUTSTANDING | |
| Health Services Except Environmental | 134,785.92 | All Other | | Balance January 1, 1985 | |
| Welfare-Public Assistance | 31,634.00 | CAPITAL DEBT AUTHORIZED, DECEMBER 31, 1985 | | Transfer From Taxes | |
| Hospitals, Clinics, First Aid | 15,000.00 | ISSUED AND UNISSUED GROSS DEBT | | Redeemed in 1985 | |
| Animal, Insect, & Rodent Control | 19,732.00 | School | 4,781,647 | Cancelled, Abated or Adjusted (1985) | |
| Other Welfare Services | | Self-Liquidating | | Transfers to Foreclosed Property | |
| RECREATION and CONSERVATION | | Other | 12,675,950 | Balance December 31, 1985 | |
| Beaches and Boardwalks | | Total | 17,457,597 | PROPERTY ACQUIRED BY DEED OR | |
| Parks, Playgrounds, Shade Trees | 54,688.12 | ISSUED AND OUTSTANDING | | FORECLOSURE | |
| Land Reclamation & Conservation | 700.00 | School | | Balance January 1, 1985 | |
| Other Recreational Services | 115,350.00 | Self-Liquidating | | Transfers From Taxes or Liens | |
| EDUCATION (excluding schools) | | Other | | Sale for Cash (1985) | |
| Libraries | 4,000.00 | Total | | Cancelled, Abated or Adjusted (1985) | |
| Other Educational Services | 7,150.00 | EQUALIZED VALUATION BASIS | | Balance December 31, 1985 | |
| STATUTORY EXPENDITURES | | FOR NET DEBT COMPUTATION | | CURRENT FINANCES DECEMBER 31, 1985 | |
| Pensions & F. I. C. A. | 357,500.00 | REAL PROPERTY VALUATIONS | | ASSETS | |
| Employee Fringe Benefits | 187,700.00 | Code Class # of Parcels % VAL'N | | Cash Dec. 31, 1985 | |
| Other Statutory Expenditures | 5,000.00 | 1 Vacant Land 952 4.15 | | Taxes Receivable | |
| CETA And Other Public Employment Programs | | 2 Residential 6799 85.87 | | Tax Title Liens | |
| MUNICIPAL FUNCTIONS TOTAL | 4,766,556.00 | 3 Farm 455 2.41 | | Foreclosed Property | |
| CAPITAL IMPROVEMENTS *MEMO* | 15,000.00 | 4a Commercial 140 6.89 | | Emergencies & Other Deferred Charges | |
| DEBT SERVICE | | 4b Industrial 8 .69 | | State and Federal Aid Receivable | |
| Principal Payments | 571,150.00 | 4c Apartments | | Other Receivables | |
| Interest Payments | 948,221.33 | Total 8354 | | Total | |
| DEFERRED CHARGES | 39,000.00 | Land Area 30.85 Sq. Miles | | LIABILITIES, RESERVES, AND SURPLUS | |
| SCHOOL, COUNTY, SPECIAL DISTRICT TAXES | 14,515,225.31 | Net Valuation Taxable-Municipal | | Cash Liabilities | |
| RESERVE FOR UNCOLLECTED TAXES | 730,828.00 | Net Valuation Taxable-County | | Reserves for Receivables | |
| EXPENDITURES TOTAL | 21,570,980.64 | State Equalized Valuation | | Surplus Dec. 31, 1985 | |
| | | State Equalization Ratio | | Total | |

1327
Population 1980 5,354
Population 1985 5,304
S & P Rating
Moody Rating

General Tax Rate Per \$100. 1.89
State Equalized Tax Rate 1.67

MANASQUAN BOROUGH – MONMOUTH CO.
Form of Government:
Borough Council
Number of Members on Governing Body – 6

PER CAPITA:
Gross Debt 643.24
Net Debt 361.00
Debt Service 9.04
Total Tax Levy 896.69
Municipal Expenditures 416.15
PER CENT:
Gross Debt 1.35
Net Debt .76
Tax Levy Collected 97.08
Tax Levy Cancelled, Abated or Adjusted

| EXPENDITURES | | REVENUES-REALIZED | | 1985 PROPERTY TAX | |
|---|--------------|--|----------------|--|--------------|
| GENERAL GOVERNMENT | | | | STATE EQUALIZED TAX RATE | |
| Governing Body & Public Boards | | | | Local District School Taxes | 2,238,199.00 |
| Municipal Clerk | | | | Regional & Consolidated School Tax | |
| Financial Administration | 11,434.09 | 1985 Property Taxes Collected | 4,587,765.69 | School Taxes in Municipal Budget | |
| Assessment of Taxes | 17,311.06 | 1985 Payments in Lieu of Taxes | | County Taxes | 1,364,334.87 |
| Collection of Taxes | 33,785.19 | Delinquent Tax & Lien Collections | 84,612.12 | County Library Taxes | 49,722.28 |
| Planning, Housing & Development | 13,200.00 | Business Personalty Replacement Taxes | 44,153.60 | Local Municipal Purpose Taxes | 1,053,180.38 |
| Human Resources | 2,412.63 | Taxes from Public Utilities | 331,140.00 | Veteran & Senior Citizen Taxes | 77,750.00 |
| Elections | 950.00 | Other Miscellaneous Tax Revenues | | Total Taxes for Rate Computation | 4,783,186.53 |
| General Administration (other) | 124,599.14 | State Aid Revenues | 59,092.62 | Special District Taxes | |
| JUDICIARY | | Federal Aid Revenues | | Bank Corp. Taxes | 30,117.71 |
| Municipal Courts | 37,457.24 | State and Local Fiscal Assistance Act Utilized | 50,394.69 | Added and Omitted Taxes | 20,483.37 |
| PUBLIC SAFETY | | Sale of Acquired Property | | Total Taxes Levied - ABSTRACT | 4,756,037.61 |
| Fire Protection | 52,123.00 | Other Miscellaneous Revenues | 482,303.58 | Total Taxes Billed | 4,725,913.57 |
| Police Protection | 680,942.03 | | 5,639,462.30 | 1985 TAXES COLLECTED | 4,587,765.69 |
| Civil Defense & Disaster Control | 5,224.50 | Prior Years Surplus Appropriated | 250,000.00 | 1985 Taxes Cancelled, Abated or Adjusted | |
| Environmental Inspection & Control | 42,037.14 | REVENUES TOTAL | 5,889,462.30 | Transfer to Tax Title Liens or Foreclosed | |
| Other Public Safety | | Reserve For Uncollected Taxes | 168,483.54 | Balance Outstanding Dec. 31, 1985 | 138,147.88 |
| PUBLIC WORKS | | CAPITAL OUTLAY TOTAL | 127,254.71 | PRIOR YEARS TAXES OUTSTANDING | |
| Streets and Drainage | 177,653.37 | | | Balance January 1, 1985 | 94,801.70 |
| Sewers and Sewage Processing | | Public Enterprises | 86,701.75 | Collected in 1985 | 84,612.12 |
| Garbage and Trash Disposal | 419,249.98 | Recreation—Culture | 5,085.00 | Cancelled, Abated or Adjusted 1985 | |
| Public Buildings and Grounds | 43,460.12 | Public Works | 29,142.96 | Transfers to Tax Title Liens or Foreclosed | |
| Other Public Works | 2,860.00 | Buildings and Grounds | 6,325.00 | Balance December 31, 1985 | 10,189.58 |
| HEALTH and WELFARE | | Library and Education | | TAX TITLE LIENS OUTSTANDING | |
| Health Services Except Environmental | 3,525.00 | Conservation | | Balance January 1, 1985 | |
| Welfare-Public Assistance | 5,901.94 | All Other | | Transfer From Taxes | |
| Hospitals, Clinics, First Aid | | CAPITAL DEBT AUTHORIZED, DECEMBER 31, 1985 | | Redeemed in 1985 | |
| Animal, Insect, & Rodent Control | 2,700.00 | ISSUED AND UNISSUED | | Cancelled, Abated or Adjusted (1985) | |
| Other Welfare Services | | School | 1,497,000 | Transfers to Foreclosed Property | |
| RECREATION and CONSERVATION | | Self-liquidating | 1,164,531 | Balance December 31, 1985 | |
| Beaches and Boardwalks | | Other | 750,210 | PROPERTY ACQUIRED BY DEED OR | |
| Parks, Playgrounds, Shade Trees | 21,447.17 | Total | 3,411,741 | FORECLOSURE | |
| Land Reclamation & Conservation | 500.00 | | | Balance January 1, 1985 | 48,440.00 |
| Other Recreational Services | 3,640.00 | ISSUED AND OUTSTANDING | | Transfers From Taxes or Liens | |
| EDUCATION (excluding schools) | | School | 1,497,000.00 | Sale for Cash (1985) | |
| Libraries | 33,000.00 | Self-Liquidating | 138,700.00 | Cancelled, Abated or Adjusted (1985) | |
| Other Educational Services | | Other | 1,635,700.00 | Balance December 31, 1985 | 48,440.00 |
| STATUTORY EXPENDITURES | | Total | | CURRENT FINANCES DECEMBER 31, 1985 | |
| Pensions & F. I. C. A. | 136,106.11 | EQUALIZED VALUATION BASIS | | ASSETS | |
| Employee Fringe Benefits | 53,920.00 | FOR NET DEBT COMPUTATION | 252,580,274 | Cash Dec. 31, 1985 | 1,384,594.14 |
| Other Statutory Expenditures | | REAL PROPERTY VALUATIONS | | Taxes Receivable | 148,337.46 |
| CETA And Other Public Employment Programs | | Code Class # of Parcels % VAL'N | | Tax Title Liens | |
| MUNICIPAL FUNCTIONS TOTAL | 1,925,439.71 | 1 Vacant Land 291 4.68 | 11,616,200.00 | Foreclosed Property | 48,440.00 |
| CAPITAL IMPROVEMENTS *MEMO* | | 2 Residential 2547 80.85 | 200,882,300.00 | Emergencies & Other Deferred Charges | 30,149.98 |
| DEBT SERVICE | | 3 Farm | 32,992,500.00 | State and Federal Aid Receivable | |
| Principal Payments | 41,000.00 | 4a Commercial 198 13.28 | 1,499,000.00 | Other Receivables | 247,351.42 |
| Interest Payments | 6,935.50 | 4b Industrial 9 .60 | 1,458,100.00 | Total | 1,858,873.00 |
| DEFERRED CHARGES | 65,414.36 | 4c Apartments 4 .59 | 248,448,100.00 | LIABILITIES, RESERVES, AND SURPLUS | |
| SCHOOL, COUNTY, SPECIAL DISTRICT TAXES | 3,652,256.15 | Total 3049 | | Cash Liabilities | 1,019,693.17 |
| RESERVE FOR UNCOLLECTED TAXES | 168,483.54 | Land Area 1.40 Sq. Miles | 249,492,571 | Reserves for Receivables | 365,418.45 |
| EXPENDITURES TOTAL | 5,859,529.26 | Net Valuation Taxable-Municipal | 252,208,121 | Surplus Dec. 31, 1985 | 473,761.38 |
| | | Net Valuation Taxable-County | 282,930,574 | Total | 1,858,873.00 |
| | | State Equalized Valuation | | | |
| | | State Equalization Ratio | 88.14 | | |

1518
 Population 1980 **27,987**
 Population 1985 **32,531**
 S & P Rating **BBB+**
 Moody Rating **AAA**

General Tax Rate Per \$100. **2.92**
 State Equalized Tax Rate **1.77**

MANCHESTER TOWNSHIP – OCEAN CO.
Form of Government:
Township Committee
Number of Members on Governing Body – 5

PER CAPITA:
 Gross Debt **641.92**
 Net Debt **354.38**
 Debt Service **35.85**
 Total Tax Levy **483.55**
 Municipal Expenditures **251.34**

PER CENT:
 Gross Debt **2.62**
 Net Debt **1.45**
 Tax Levy Collected **97.93**
 Tax Levy Cancelled, Abated or Adjusted **10**

| EXPENDITURES | | REVENUES-REALIZED | | 1985 PROPERTY TAX | |
|---|----------------------|--|-----------------------|--|----------------------|
| GENERAL GOVERNMENT | | | | STATE EQUALIZED TAX RATE | |
| Governing Body & Public Boards | | | | Local District School Taxes | .89 |
| Municipal Clerk | | | | Regional & Consolidated School Tax | |
| Financial Administration | 133,574.10 | 1985 Property Taxes Collected | 15,361,083.30 | School Taxes in Municipal Budget | |
| Assessment of Taxes | 544,703.76 | 1985 Payments in Lieu of Taxes | | County Taxes | .44 |
| Collection of Taxes | 151,161.41 | Delinquent Tax & Lien Collections | 365,557.75 | County Library Taxes | .03 |
| Planning, Housing & Development | 280,007.27 | Business Personality Replacement Taxes | 39,040.48 | Local Municipal Purpose Taxes | .40 |
| Human Resources | 9,958.32 | Taxes from Public Utilities | 1,505,360.00 | Veteran & Senior Citizen Taxes | |
| Elections | | Other Miscellaneous Tax Revenues | | Total Taxes for Rate Computation | 1.76 |
| General Administration (other) | 1,233,845.28 | State Aid Revenues | 581,327.07 | Special District Taxes | |
| JUDICIARY | | Federal Aid Revenues | 6,591.10 | Bank Corp. Taxes | 44,782.32 |
| Municipal Courts | 137,897.12 | State and Local Fiscal Assistance Act Utilized | 305,270.51 | Added and Omitted Taxes | 400,083.04 |
| PUBLIC SAFETY | | Sale of Acquired Property | 18,626.29 | Total Taxes Levied - ABSTRACT | 15,730,249.95 |
| Fire Protection | 126,759.00 | Other Miscellaneous Revenues | 788,707.58 | Total Taxes Billed | 15,685,467.63 |
| Police Protection | 1,796,255.71 | Total | 18,971,564.08 | 1985 TAXES COLLECTED | 15,361,083.30 |
| Civil Defense & Disaster Control | 1,393.56 | Prior Years Surplus Appropriated | 660,000.00 | 1985 Taxes Cancelled, Abated or Adjusted | 15,050.00 |
| Environmental Inspection & Control | 143,526.15 | REVENUES TOTAL | 19,631,564.08 | Transfer to Tax Title Liens or Foreclosed | |
| Other Public Safety | | Reserve For Uncollected Taxes | 276,759.44 | Balance Outstanding Dec. 31, 1985 | 309,334.33 |
| PUBLIC WORKS | | CAPITAL OUTLAY TOTAL | 2,801,884.49 | PRIOR YEARS TAXES OUTSTANDING | |
| Streets and Drainage | 660,540.07 | Public Enterprises | | Balance January 1, 1985 | 344,135.25 |
| Sewers and Sewage Processing | | Recreation—Culture | 951,401.98 | Collected in 1985 | 263,918.36 |
| Garbage and Trash Disposal | 77,550.21 | Public Works | 1,066,182.81 | Cancelled, Abated or Adjusted 1985 | |
| Public Buildings and Grounds | 159,969.24 | Buildings and Grounds | 784,299.70 | Transfers to Tax Title Liens or Foreclosed | |
| Other Public Works | 140,640.78 | Library and Education | | Balance December 31, 1985 | 80,216.89 |
| HEALTH and WELFARE | | Conservation | | TAX TITLE LIENS OUTSTANDING | |
| Health Services Except Environmental | 82,606.54 | All Other | | Balance January 1, 1985 | 129,823.01 |
| Welfare-Public Assistance | 39,468.00 | CAPITAL DEBT AUTHORIZED, DECEMBER 31, 1985 | | Transfer From Taxes | |
| Hospitals, Clinics, First Aid | 1,000.00 | ISSUED AND UNISSUED | | Redeemed in 1985 | 101,639.39 |
| Animal, Insect, & Rodent Control | 25,789.98 | GROSS DEBT | 9,354,000 | Cancelled, Abated or Adjusted (1985) | |
| Other Welfare Services | 12,917.25 | School | | Transfers to Foreclosed Property | |
| RECREATION and CONSERVATION | | Self-liquidating | | Balance December 31, 1985 | 28,183.62 |
| Beaches and Boardwalks | | Other | 11,528,387 | PROPERTY ACQUIRED BY DEED OR | |
| Parks, Playgrounds, Shade Trees | 36,666.55 | Total | 20,882,387 | FORECLOSURE | |
| Land Reclamation & Conservation | 20,000.00 | ISSUED AND OUTSTANDING | | Balance January 1, 1985 | 29,912.88 |
| Other Recreational Services | 8,500.00 | School | 9,354,000.00 | Transfers From Taxes or Liens | |
| EDUCATION (excluding schools) | | Self-Liquidating | | Sale for Cash (1985) | 18,626.29 |
| Libraries | | Other | 11,528,387.50 | Cancelled, Abated or Adjusted (1985) | |
| Other Educational Services | 8,781.30 | Total | 20,882,387.50 | Balance December 31, 1985 | 11,286.59 |
| STATUTORY EXPENDITURES | | EQUALIZED VALUATION BASIS | | CURRENT FINANCES DECEMBER 31, 1985 | |
| Pensions & F. I. C. A. | 554,483.94 | FOR NET DEBT COMPUTATION | 797,227,565 | ASSETS | |
| Employee Fringe Benefits | 204,920.94 | REAL PROPERTY VALUATIONS | | Cash Dec. 31, 1985 | 1,881,339.43 |
| Other Statutory Expenditures | | Code Class # of Parcels % VAL'N | | Taxes Receivable | 389,551.22 |
| CETA And Other Public Employment Programs | | 1 Vacant Land 7771 6.23 | 32,226,660.00 | Tax Title Liens | 28,183.62 |
| MUNICIPAL FUNCTIONS TOTAL | 6,592,916.48 | 2 Residential 8585 57.19 | 295,644,600.00 | Foreclosed Property | 11,286.59 |
| CAPITAL IMPROVEMENTS *MEMO* | 75,000.00 | 3 Farm 41 .08 | 416,700.00 | Emergencies & Other Deferred Charges | 658,981.95 |
| DEBT SERVICE | | 4a Commercial 130 4.22 | 21,819,300.00 | State and Federal Aid Receivable | 181,574.42 |
| Principal Payments | 466,412.50 | 4b Industrial 9 1.90 | 9,823,100.00 | Other Receivables | 413,583.13 |
| Interest Payments | 699,774.27 | 4c Apartments 22 30.38 | 157,050,300.00 | Total | 3,564,500.36 |
| DEFERRED CHARGES | 140,557.61 | Total 16558 | 516,980,660.00 | LIABILITIES, RESERVES, AND SURPLUS | |
| SCHOOL, COUNTY, SPECIAL DISTRICT TAXES | 11,802,484.59 | Land Area 82.50 Sq. Miles | 522,970,830 | Cash Liabilities | 1,990,412.01 |
| RESERVE FOR UNCOLLECTED TAXES | 276,759.44 | Net Valuation Taxable-Municipal | 838,901,668 | Reserves for Receivables | 842,604.56 |
| EXPENDITURES TOTAL | 19,978,904.89 | Net Valuation Taxable-County | 860,927,816 | Surplus Dec. 31, 1985 | 731,483.79 |
| | | State Equalized Valuation | 60.47 | Total | 3,564,500.36 |
| | | State Equalization Ratio | | | |

1705

Population 1980 **1,740**
 Population 1985 **1,694**
 S & P Rating
 Moody Rating

General Tax Rate Per \$100. **2.47**
 State Equalized Tax Rate **2.49**

MANNINGTON TOWNSHIP – SALEM CO.
Form of Government:
Township Committee
Number of Members on Governing Body – 3

PER CAPITA:
 Gross Debt **129.28**
 Net Debt **20.66**
 Debt Service
 Total Tax Levy **754.00**
 Municipal Expenditures **348.30**

PER CENT:
 Gross Debt **.46**
 Net Debt **.07**
 Tax Levy Collected **93.62**
 Tax Levy Cancelled, Abated or Adjusted **.03**

| EXPENDITURES | | REVENUES-REALIZED | | 1985 PROPERTY TAX | |
|---|---------------------|--|----------------------|--|---------------------|
| GENERAL GOVERNMENT | | | | STATE EQUALIZED TAX RATE 1.65 | |
| Governing Body & Public Boards | | | | Local District School Taxes | 833,189.00 |
| Municipal Clerk | | | | Regional & Consolidated School Tax | |
| Financial Administration | 12,000.00 | 1985 Property Taxes Collected | 1,196,382.46 | School Taxes in Municipal Budget | |
| Assessment of Taxes | 7,125.00 | 1985 Payments in Lieu of Taxes | | County Taxes | 423,744.58 |
| Collection of Taxes | 9,550.00 | Delinquent Tax & Lien Collections | 82,604.12 | County Library Taxes | |
| Planning, Housing & Development | 6,280.00 | Business Personalty Replacement Taxes | 94,582.72 | Local Municipal Purpose Taxes | |
| Human Resources | | Taxes from Public Utilities | 215,082.00 | Veteran & Senior Citizen Taxes | 23,350.00 |
| Elections | | Other Miscellaneous Tax Revenues | | Total Taxes for Rate Computation | 1,280,283.58 |
| General Administration (other) | 57,769.80 | State Aid Revenues | 52,774.98 | Special District Taxes | |
| JUDICIARY | | Federal Aid Revenues | | Bank Corp. Taxes | |
| Municipal Courts | 12,945.00 | State and Local Fiscal Assistance Act Utilized | 17,211.00 | Added and Omitted Taxes | 20,345.05 |
| PUBLIC SAFETY | | Sale of Acquired Property | | Total Taxes Levied - ABSTRACT | 1,277,278.63 |
| Fire Protection | 15,250.00 | Other Miscellaneous Revenues | 109,835.73 | Total Taxes Billed | 1,277,917.84 |
| Police Protection | 1,050.00 | Prior Years Surplus Appropriated | 140,000.00 | 1985 TAXES COLLECTED | 1,196,382.46 |
| Civil Defense & Disaster Control | 3,500.00 | REVENUES TOTAL | 1,908,473.01 | 1985 Taxes Cancelled, Abated or Adjusted | 387.79 |
| Environmental Inspection & Control | 13,118.49 | Reserve For Uncollected Taxes | 126,807.34 | Transfer to Tax Title Liens or Foreclosed | 5,987.09 |
| Other Public Safety | | | | Balance Outstanding Dec. 31, 1985 | 75,160.50 |
| PUBLIC WORKS | | CAPITAL OUTLAY TOTAL | | PRIOR YEARS TAXES OUTSTANDING | |
| Streets and Drainage | 242,575.57 | Public Enterprises | | Balance January 1, 1985 | 80,045.90 |
| Sewers and Sewage Processing | | Recreation—Culture | | Collected in 1985 | 74,802.55 |
| Garbage and Trash Disposal | 30,000.00 | Public Works | | Cancelled, Abated or Adjusted 1985 | |
| Public Buildings and Grounds | 4,950.00 | Buildings and Grounds | | Transfers to Tax Title Liens or Foreclosed | 4,810.15 |
| Other Public Works | | Library and Education | | Balance December 31, 1985 | 433.20 |
| HEALTH and WELFARE | | Conservation | | TAX TITLE LIENS OUTSTANDING | |
| Health Services Except Environmental | 920.00 | All Other | | Balance January 1, 1985 | 19,245.67 |
| Welfare-Public Assistance | 1,480.00 | CAPITAL DEBT AUTHORIZED, DECEMBER 31, 1985 | | Transfer From Taxes | 11,407.36 |
| Hospitals, Clinics, First Aid | 1,500.00 | ISSUED AND UNISSUED GROSS DEBT | | Redeemed in 1985 | 7,801.57 |
| Animal, Insect, & Rodent Control | 3,600.00 | School | 184,000 | Cancelled, Abated or Adjusted (1985) | |
| Other Welfare Services | | Self-liquidating | | Transfers to Foreclosed Property | |
| RECREATION and CONSERVATION | | Other | 35,000 | Balance December 31, 1985 | 22,851.46 |
| Beaches and Boardwalks | | Total | 219,000 | PROPERTY ACQUIRED BY DEED OR | |
| Parks, Playgrounds, Shade Trees | | | | FORECLOSURE | |
| Land Reclamation & Conservation | | ISSUED AND OUTSTANDING | | Balance January 1, 1985 | 10,400.00 |
| Other Recreational Services | 100.00 | School | 184,000.00 | Transfers From Taxes or Liens | |
| EDUCATION (excluding schools) | | Self-Liquidating | | Sale for Cash (1985) | |
| Libraries | | Other | | Cancelled, Abated or Adjusted (1985) | |
| Other Educational Services | | Total | 184,000.00 | Balance December 31, 1985 | 10,400.00 |
| STATUTORY EXPENDITURES | | EQUALIZED VALUATION BASIS | | CURRENT FINANCES DECEMBER 31, 1985 | |
| Pensions & F. I. C. A. | 17,694.56 | FOR NET DEBT COMPUTATION | 47,576,579 | ASSETS | |
| Employee Fringe Benefits | | REAL PROPERTY VALUATIONS | | Cash Dec. 31, 1985 | 782,948.42 |
| Other Statutory Expenditures | 1,750.00 | Code Class # of Parcels % VAL'N | | Taxes Receivable | 75,593.70 |
| CETA And Other Public Employment Programs | | 1 Vacant Land 293 2.63 | 1,312,200.00 | Tax Title Liens | 22,851.46 |
| MUNICIPAL FUNCTIONS TOTAL | 443,158.42 | 2 Residential 371 35.31 | 17,603,000.00 | Foreclosed Property | 10,400.00 |
| CAPITAL IMPROVEMENTS *MEMO* | | 3 Farm 596 30.88 | 15,394,700.00 | Emergencies & Other Deferred Charges | 1,052.22 |
| DEBT SERVICE | | 4a Commercial 26 4.87 | 2,429,700.00 | State and Federal Aid Receivable | 40,000.00 |
| Principal Payments | | 4b Industrial 3 26.30 | 13,110,500.00 | Other Receivables | 3,497.58 |
| Interest Payments | | 4c Apartments | | Total | 936,343.38 |
| DEFERRED CHARGES | 20,055.44 | Total 1289 | 49,850,100.00 | LIABILITIES, RESERVES, AND SURPLUS | |
| SCHOOL, COUNTY, SPECIAL DISTRICT TAXES | 1,255,933.58 | Land Area 38.10 Sq. Miles | | Cash Liabilities | 339,111.62 |
| RESERVE FOR UNCOLLECTED TAXES | 126,807.34 | Net Valuation Taxable-Municipal | 50,913,878 | Reserves for Receivables | 114,523.36 |
| EXPENDITURES TOTAL | 1,846,954.78 | Net Valuation Taxable-County | 54,017,360 | Surplus Dec. 31, 1985 | 482,708.40 |
| | | State Equalized Valuation | 59,601,789 | Total | 936,343.38 |
| | | State Equalization Ratio | 100.63 | | |

0318
 Population 1980 **2,523**
 Population 1985 **2,704**
 S & P Rating
 Moody Rating

General Tax Rate Per \$100.

2.09
 State Equalized Tax Rate
1.76

MANSFIELD TOWNSHIP – BURLINGTON CO.
Form of Government:
Township Committee
Number of Members on Governing Body – 3

PER CAPITA:
 Gross Debt **112.43**
 Net Debt **92.46**
 Debt Service **63.40**
 Total Tax Levy **582.08**
 Municipal Expenditures **416.01**

PER CENT:
 Gross Debt **.42**
 Net Debt **.34**
 Tax Levy Collected **95.49**
 Tax Levy Cancelled, Abated or Adjusted **1.63**

| EXPENDITURES | | REVENUES-REALIZED | | 1985 PROPERTY TAX | |
|---|---------------------|--|----------------------|--|---------------------|
| GENERAL GOVERNMENT | | | | STATE EQUALIZED TAX RATE | |
| Governing Body & Public Boards | | 1985 Property Taxes Collected | 1,502,096.11 | Local District School Taxes | .50 |
| Municipal Clerk | | 1985 Payments in Lieu of Taxes | | Regional & Consolidated School Tax | .65 |
| Financial Administration | 22,065.00 | Delinquent Tax & Lien Collections | 79,569.54 | School Taxes in Municipal Budget | |
| Assessment of Taxes | 15,200.00 | Business Personalty Replacement Taxes | 30,529.44 | County Taxes | .58 |
| Collection of Taxes | 18,300.00 | Taxes from Public Utilities | 346,687.00 | County Library Taxes | .03 |
| Planning, Housing & Development | 92,985.00 | Other Miscellaneous Tax Revenues | | Local Municipal Purpose Taxes | |
| Human Resources | 200.00 | State Aid Revenues | 19,020.83 | Veteran & Senior Citizen Taxes | |
| Elections | 1,300.00 | Federal Aid Revenues | | Total Taxes for Rate Computation | 1.76 |
| General Administration (other) | 175,400.00 | State and Local Fiscal Assistance Act Utilized | 13,662.00 | Special District Taxes | |
| JUDICIARY | | Sale of Acquired Property | | Bank Corp. Taxes | |
| Municipal Courts | 74,000.00 | Other Miscellaneous Revenues | 370,716.15 | Added and Omitted Taxes | |
| PUBLIC SAFETY | | Total | 2,362,281.07 | Total Taxes Levied - ABSTRACT | 1,573,940.76 |
| Fire Protection | 18,000.00 | Prior Years Surplus Appropriated | 330,325.00 | Total Taxes Billed | 1,573,117.93 |
| Police Protection | 89,184.18 | REVENUES TOTAL | 2,692,606.07 | 1985 TAXES COLLECTED | 1,502,096.11 |
| Civil Defense & Disaster Control | 885.00 | Reserve For Uncollected Taxes | 139,229.08 | 1985 Taxes Cancelled, Abated or Adjusted | 25,706.60 |
| Environmental Inspection & Control | 21,810.00 | CAPITAL OUTLAY TOTAL | 104,590.00 | Transfer to Tax Title Liens or Foreclosed | 4,599.23 |
| Other Public Safety | | | | Balance Outstanding Dec. 31, 1985 | 40,715.99 |
| PUBLIC WORKS | | | | PRIOR YEARS TAXES OUTSTANDING | |
| Streets and Drainage | 102,500.00 | Public Enterprises | | Balance January 1, 1985 | 78,748.28 |
| Sewers and Sewage Processing | 3,000.00 | Recreation—Culture | | Collected in 1985 | 73,941.24 |
| Garbage and Trash Disposal | 84,000.00 | Public Works | | Cancelled, Abated or Adjusted 1985 | |
| Public Buildings and Grounds | 20,000.00 | Buildings and Grounds | 104,590.00 | Transfers to Tax Title Liens or Foreclosed | |
| Other Public Works | | Library and Education | | Balance December 31, 1985 | 4,807.04 |
| HEALTH and WELFARE | | Conservation | | TAX TITLE LIENS OUTSTANDING | |
| Health Services Except Environmental | 1,200.00 | All Other | | Balance January 1, 1985 | 28,088.99 |
| Welfare-Public Assistance | 4,130.00 | CAPITAL DEBT AUTHORIZED, DECEMBER 31, 1985 | | Transfer From Taxes | 4,599.23 |
| Hospitals, Clinics, First Aid | | ISSUED AND UNISSUED | | Redeemed in 1985 | 5,628.30 |
| Animal, Insect, & Rodent Control | 1,000.00 | School | 54,001 | Cancelled, Abated or Adjusted (1985) | |
| Other Welfare Services | | Self-liquidating | | Transfers to Foreclosed Property | |
| RECREATION and CONSERVATION | | Other | 250,000 | Balance December 31, 1985 | 27,059.92 |
| Beaches and Boardwalks | | Total | 304,001 | PROPERTY ACQUIRED BY DEED OR | |
| Parks, Playgrounds, Shade Trees | | ISSUED AND OUTSTANDING | | FORECLOSURE | |
| Land Reclamation & Conservation | 21,500.00 | School | 54,001.07 | Balance January 1, 1985 | |
| Other Recreational Services | 16,350.00 | Self-Liquidating | | Transfers From Taxes or Liens | |
| EDUCATION (excluding schools) | | Other | 250,000.00 | Sale for Cash (1985) | |
| Libraries | | Total | 304,001.07 | Cancelled, Abated or Adjusted (1985) | |
| Other Educational Services | | EQUALIZED VALUATION BASIS | | Balance December 31, 1985 | |
| STATUTORY EXPENDITURES | | FOR NET DEBT COMPUTATION | 73,232,112 | CURRENT FINANCES DECEMBER 31, 1985 | |
| Pensions & F. I. C. A. | 30,000.00 | REAL PROPERTY VALUATIONS | | ASSETS | |
| Employee Fringe Benefits | | Code Class # of Parcels % VAL'N | | Cash Dec. 31, 1985 | 799,066.88 |
| Other Statutory Expenditures | 1,000.00 | 1 Vacant Land 256 6.67 | 4,632,100.00 | Taxes Receivable | 45,523.03 |
| CETA And Other Public Employment Programs | | 2 Residential 663 53.75 | 37,338,800.00 | Tax Title Liens | 27,059.92 |
| MUNICIPAL FUNCTIONS TOTAL | 814,009.18 | 3 Farm 367 16.22 | 11,270,630.00 | Foreclosed Property | |
| CAPITAL IMPROVEMENTS *MEMO* | 30,000.00 | 4a Commercial 68 15.95 | 11,078,700.00 | Emergencies & Other Deferred Charges | 42,000.00 |
| DEBT SERVICE | | 4b Industrial 3 6.70 | 4,655,000.00 | State and Federal Aid Receivable | 337.54 |
| Principal Payments | 150,000.00 | 4c Apartments 7 .71 | 495,500.00 | Other Receivables | 30,322.29 |
| Interest Payments | 21,420.33 | Total 1364 | 69,470,730.00 | Total | 944,309.66 |
| DEFERRED CHARGES | 232.00 | Land Area 23.09 Sq. Miles | | LIABILITIES, RESERVES, AND SURPLUS | |
| SCHOOL, COUNTY, SPECIAL DISTRICT TAXES | 1,501,907.03 | Net Valuation Taxable-Municipal | 71,699,913 | Cash Liabilities | 425,906.18 |
| RESERVE FOR UNCOLLECTED TAXES | 139,229.08 | Net Valuation Taxable-County | 82,508,327 | Reserves for Receivables | 102,905.24 |
| EXPENDITURES TOTAL | 2,626,797.62 | State Equalized Valuation | 84,599,031 | Surplus Dec. 31, 1985 | 415,498.24 |
| | | State Equalization Ratio | 84.34 | Total | 944,309.66 |

2116
Population 1980 5,780
Population 1985 5,807
S & P Rating
Moody Rating

General Tax Rate Per \$100. 3.81
State Equalized Tax Rate 2.25

MANSFIELD TOWNSHIP - WARREN CO.
Form of Government:
Township Committee
Number of Members on Governing Body - 5

PER CAPITA:
Gross Debt 168.36
Net Debt
Debt Service
Total Tax Levy 574.15
Municipal Expenditures 257.53
PER CENT:
Gross Debt .71
Net Debt
Tax Levy Collected 94.16
Tax Levy Cancelled, Abated or Adjusted .08

| EXPENDITURES | | REVENUES-REALIZED | | 1985 PROPERTY TAX | |
|---|--------------|--|---------------|--|--------------|
| GENERAL GOVERNMENT | | | | STATE EQUALIZED TAX RATE | |
| Governing Body & Public Boards | | 1985 Property Taxes Collected | 3,141,190.03 | Local District School Taxes .64 | 937,680.00 |
| Municipal Clerk | | 1985 Payments in Lieu of Taxes | | Regional & Consolidated School Tax .83 | 1,212,470.19 |
| Financial Administration | 20,444.00 | Delinquent Tax & Lien Collections | 261,724.79 | School Taxes in Municipal Budget | |
| Assessment of Taxes | 22,875.00 | Business Personalty Replacement Taxes | 48,308.68 | County Taxes .69 | 1,015,450.22 |
| Collection of Taxes | 22,351.25 | Taxes from Public Utilities | 603,269.00 | County Library Taxes .04 | 52,263.94 |
| Planning, Housing & Development | 40,585.04 | Other Miscellaneous Tax Revenues | | Local Municipal Purpose Taxes .06 | 82,400.00 |
| Human Resources | | State Aid Revenues | 27,774.63 | Veteran & Senior Citizen Taxes | 41,100.00 |
| Elections | 1,435.00 | Federal Aid Revenues | | Total Taxes for Rate Computation 2.26 | 3,341,364.35 |
| General Administration (other) | 174,541.25 | State and Local Fiscal Assistance Act Utilized | 24,501.76 | Special District Taxes | |
| JUDICIARY | | Sale of Acquired Property | | Bank Corp. Taxes | 2,545.58 |
| Municipal Courts | 28,400.00 | Other Miscellaneous Revenues | 300,306.20 | Added and Omitted Taxes | 31,283.70 |
| PUBLIC SAFETY | | Total | 4,407,075.09 | Total Taxes Levied - ABSTRACT | 3,334,093.63 |
| Fire Protection | 63,700.00 | Prior Years Surplus Appropriated | 400,000.00 | Total Taxes Billed | 3,336,062.53 |
| Police Protection | 308,519.30 | REVENUES TOTAL | 4,807,075.09 | 1985 TAXES COLLECTED | 3,141,190.03 |
| Civil Defense & Disaster Control | 75.00 | Reserve For Uncollected Taxes | 280,116.00 | 1985 Taxes Cancelled, Abated or Adjusted | 2,722.84 |
| Environmental Inspection & Control | 19,500.00 | | | Transfer to Tax Title Liens or Foreclosed | 19,683.00 |
| Other Public Safety | | | | Balance Outstanding Dec. 31, 1985 | 172,466.66 |
| PUBLIC WORKS | | CAPITAL OUTLAY TOTAL | | PRIOR YEARS TAXES OUTSTANDING | |
| Streets and Drainage | 325,518.46 | Public Enterprises | | Balance January 1, 1985 | 267,134.53 |
| Sewers and Sewage Processing | | Recreation—Culture | | Collected in 1985 | 254,492.50 |
| Garbage and Trash Disposal | 7,940.00 | Public Works | | Cancelled, Abated or Adjusted 1985 | .01 |
| Public Buildings and Grounds | 32,776.00 | Buildings and Grounds | | Transfers to Tax Title Liens or Foreclosed | 11,191.33 |
| Other Public Works | 621.45 | Library and Education | | Balance December 31, 1985 | 1,450.69 |
| HEALTH and WELFARE | | Conservation | | TAX TITLE LIENS OUTSTANDING | |
| Health Services Except Environmental | 4,135.00 | All Other | | Balance January 1, 1985 | 40,884.99 |
| Welfare-Public Assistance | 1,830.00 | | | Transfer From Taxes | 33,702.62 |
| Hospitals, Clinics, First Aid | | CAPITAL DEBT AUTHORIZED, DECEMBER 31, 1985 | | Redeemed in 1985 | 7,232.29 |
| Animal, Insect, & Rodent Control | 4,300.00 | ISSUED AND UNISSUED | | Cancelled, Abated or Adjusted (1985) | |
| Other Welfare Services | | School | 977,686 | Transfers to Foreclosed Property | |
| RECREATION and CONSERVATION | | Self-liquidating | | Balance December 31, 1985 | 67,355.32 |
| Beaches and Boardwalks | | Other | | PROPERTY ACQUIRED BY DEED OR | |
| Parks, Playgrounds, Shade Trees | | Total | 977,686 | FORECLOSURE | |
| Land Reclamation & Conservation | 3,040.00 | ISSUED AND OUTSTANDING | | Balance January 1, 1985 | 297,750.00 |
| Other Recreational Services | 4,210.00 | School | 977,686.50 | Transfers From Taxes or Liens | |
| EDUCATION (excluding schools) | | Self-Liquidating | | Sale for Cash (1985) | 32,969.00 |
| Libraries | | Other | | Cancelled, Abated or Adjusted (1985) | 21,266.00 |
| Other Educational Services | | Total | 977,686.50 | Balance December 31, 1985 | 243,515.00 |
| STATUTORY EXPENDITURES | | EQUALIZED VALUATION BASIS | | CURRENT FINANCES DECEMBER 31, 1985 | |
| Pensions & F. I. C. A. | 79,844.00 | FOR NET DEBT COMPUTATION | 138,130,814 | ASSETS | |
| Employee Fringe Benefits | 26,636.00 | REAL PROPERTY VALUATIONS | | Cash Dec. 31, 1985 | 2,219,671.14 |
| Other Statutory Expenditures | 3,000.00 | Code Class # of Parcels % VAL'N | | Taxes Receivable | 173,917.35 |
| CETA And Other Public Employment Programs | | 1 Vacant Land 923 6.88 | 5,905,285.00 | Tax Title Liens | 67,355.32 |
| MUNICIPAL FUNCTIONS | | 2 Residential 1270 60.27 | 51,724,727.00 | Foreclosed Property | 243,515.00 |
| CAPITAL IMPROVEMENTS | *MEMO* | 3 Farm 220 6.24 | 5,352,255.00 | Emergencies & Other Deferred Charges | 9,092.58 |
| DEBT SERVICE | | 4a Commercial 39 5.50 | 4,719,950.00 | State and Federal Aid Receivable | 4,783.41 |
| Principal Payments | | 4b Industrial 9 9.04 | 7,757,300.00 | Other Receivables | 38,640.25 |
| Interest Payments | | 4c Apartments 5 12.07 | 10,359,790.00 | Total | 2,756,975.05 |
| DEFERRED CHARGES | | Total 2466 | 85,819,307.00 | LIABILITIES, RESERVES, AND SURPLUS | |
| SCHOOL, COUNTY, SPECIAL DISTRICT TAXES | 19,069.91 | Land Area 29.65 Sq. Miles | | Cash Liabilities | 1,486,651.48 |
| RESERVE FOR UNCOLLECTED TAXES | 3,217,864.35 | Net Valuation Taxable-Municipal | 86,738,259 | Reserves for Receivables | 519,928.16 |
| EXPENDITURES | 280,116.00 | Net Valuation Taxable-County | 147,761,606 | Surplus Dec. 31, 1985 | 750,395.41 |
| TOTAL | 4,713,327.01 | State Equalized Valuation | 146,080,935 | Total | 2,756,975.05 |
| | | State Equalization Ratio | 59.12 | | |

1519

Population 1980

433

Population 1985

445

S & P Rating

Moody Rating

General Tax Rate Per \$100.

.57

State Equalized Tax Rate

.64

MANTOLOKING BOROUGH - OCEAN CO.

Form of Government:

Borough Council

Number of Members on Governing Body - 6

PER CAPITA:

Gross Debt

319.10

Net Debt

319.10

Debt Service

Total Tax Levy

2,997.44

Municipal Expenditures

1,964.85

PER CENT:

Gross Debt

.08

Net Debt

.08

Tax Levy Collected

98.35

Tax Levy Cancelled, Abated

or Adjusted

| EXPENDITURES | | REVENUES-REALIZED | | 1985 PROPERTY TAX | |
|---|--------------|--|----------------|--|----------------|
| GENERAL GOVERNMENT | | | | STATE EQUALIZED TAX RATE | |
| Governing Body & Public Boards | 1,000.00 | 1985 Property Taxes Collected | 1,311,924.71 | Local District School Taxes | .04 80,159.00 |
| Municipal Clerk | 24,455.00 | 1985 Payments in Lieu of Taxes | | Regional & Consolidated School Tax | |
| Financial Administration | 11,800.00 | Delinquent Tax & Lien Collections | 19,844.49 | School Taxes in Municipal Budget | |
| Assessment of Taxes | 5,900.00 | Business Personalty Replacement Taxes | 1,129.48 | County Taxes | * 755,980.41 |
| Collection of Taxes | 11,430.00 | Taxes from Public Utilities | 109,118.33 | County Library Taxes | .02 49,026.77 |
| Planning, Housing & Development | 4,700.00 | Other Miscellaneous Tax Revenues | | Local Municipal Purpose Taxes | .22 444,482.00 |
| Human Resources | | State Aid Revenues | 38,124.37 | Veteran & Senior Citizen Taxes | .65 2,950.00 |
| Elections | | Federal Aid Revenues | | Total Taxes for Rate Computation | 1,332,598.18 |
| General Administration (other) | 141,250.00 | State and Local Fiscal Assistance Act Utilized | 5,694.44 | Special District Taxes | |
| JUDICIARY | | Sale of Acquired Property | | Bank Corp. Taxes | |
| Municipal Courts | 16,605.00 | Other Miscellaneous Revenues | 199,162.59 | Added and Omitted Taxes | 4,213.63 |
| PUBLIC SAFETY | | Total | 1,684,998.41 | Total Taxes Levied - ABSTRACT | 1,333,861.81 |
| Fire Protection | 22,400.00 | Prior Years Surplus Appropriated | 200,000.00 | Total Taxes Billed | 1,333,973.74 |
| Police Protection | 255,669.93 | REVENUES TOTAL | 1,884,998.41 | 1985 TAXES COLLECTED | 1,311,924.71 |
| Civil Defense & Disaster Control | 500.00 | Reserve For Uncollected Taxes | 35,000.00 | 1985 Taxes Cancelled, Abated or Adjusted | |
| Environmental Inspection & Control | 6,100.00 | CAPITAL OUTLAY TOTAL | 33,457.15 | Transfer to Tax Title Liens or Foreclosed | |
| Other Public Safety | | | | Balance Outstanding Dec. 31, 1985 | 22,049.03 |
| PUBLIC WORKS | | | | PRIOR YEARS TAXES OUTSTANDING | |
| Streets and Drainage | 93,250.00 | Public Enterprises | | Balance January 1, 1985 | 23,151.84 |
| Sewers and Sewage Processing | 84,500.00 | Recreation—Culture | | Collected in 1985 | 19,844.49 |
| Garbage and Trash Disposal | 66,030.44 | Public Works | 33,457.15 | Cancelled, Abated or Adjusted 1985 | |
| Public Buildings and Grounds | 18,240.00 | Buildings and Grounds | | Transfers to Tax Title Liens or Foreclosed | |
| Other Public Works | | Library and Education | | Balance December 31, 1985 | 3,307.35 |
| HEALTH and WELFARE | | Conservation | | TAX TITLE LIENS OUTSTANDING | |
| Health Services Except Environmental | 100.00 | All Other | | Balance January 1, 1985 | |
| Welfare-Public Assistance | 1,000.00 | CAPITAL DEBT AUTHORIZED, DECEMBER 31, 1985 | | Transfer From Taxes | |
| Hospitals, Clinics, First Aid | 200.00 | ISSUED AND UNISSUED | | Redeemed in 1985 | |
| Animal, Insect, & Rodent Control | | School | | Cancelled, Abated or Adjusted (1985) | |
| Other Welfare Services | | Self-liquidating | | Transfers to Foreclosed Property | |
| RECREATION and CONSERVATION | | Other | 142,000 | Balance December 31, 1985 | |
| Beaches and Boardwalks | 13,430.07 | Total | 142,000 | PROPERTY ACQUIRED BY DEED OR | |
| Parks, Playgrounds, Shade Trees | | | | FORECLOSURE | |
| Land Reclamation & Conservation | | ISSUED AND OUTSTANDING | | Balance January 1, 1985 | |
| Other Recreational Services | | School | | Transfers From Taxes or Liens | |
| EDUCATION (excluding schools) | | Self-Liquidating | | Sale for Cash (1985) | |
| Libraries | | Other | | Cancelled, Abated or Adjusted (1985) | |
| Other Educational Services | | Total | | Balance December 31, 1985 | |
| STATUTORY EXPENDITURES | | EQUALIZED VALUATION BASIS | | CURRENT FINANCES DECEMBER 31, 1985 | |
| Pensions & F. I. C. A. | 39,300.00 | FOR NET DEBT COMPUTATION | 171,108,566 | ASSETS | |
| Employee Fringe Benefits | | REAL PROPERTY VALUATIONS | | Cash Dec. 31, 1985 | 628,949.66 |
| Other Statutory Expenditures | 2,500.00 | Code Class # of Parcels % VAL'N | | Taxes Receivable | 25,356.38 |
| CETA And Other Public Employment Programs | | 1 Vacant Land 95 6.27 | 14,557,000.00 | Tax Title Liens | |
| MUNICIPAL FUNCTIONS TOTAL | 820,360.44 | 2 Residential 482 92.35 | 214,356,300.00 | Foreclosed Property | |
| CAPITAL IMPROVEMENTS *MEMO* | | 3 Farm | | Emergencies & Other Deferred Charges | 46,000.00 |
| DEBT SERVICE | | 4a Commercial 6 1.38 | 3,191,800.00 | State and Federal Aid Receivable | 35,000.00 |
| Principal Payments | | 4b Industrial | | Other Receivables | 909.71 |
| Interest Payments | | 4c Apartments | | Total | 736,215.75 |
| DEFERRED CHARGES | 19,000.00 | Total 583 | 232,105,100.00 | LIABILITIES, RESERVES, AND SURPLUS | |
| SCHOOL, COUNTY, SPECIAL DISTRICT TAXES | 885,166.18 | Land Area .44 Sq. Miles | | Cash Liabilities | 405,840.91 |
| RESERVE FOR UNCOLLECTED TAXES | 35,000.00 | Net Valuation Taxable-Municipal | 232,475,556 | Reserves for Receivables | 26,266.09 |
| EXPENDITURES TOTAL | 1,759,526.62 | Net Valuation Taxable-County | 166,482,214 | Surplus Dec. 31, 1985 | 304,108.75 |
| | | State Equalized Valuation | 206,484,567 | Total | 736,215.75 |
| | | State Equalization Ratio | 112.61 | | |

0810

Population 1980 **9,193**
 Population 1985 **9,605**
 S & P Rating
 Moody Rating

General Tax Rate Per \$100.

State Equalized Tax Rate **4.44**
2.67

MANTUA TOWNSHIP – GLOUCESTER CO.**Form of Government:****Township Committee****Number of Members on Governing Body – 5**

PER CAPITA:

Gross Debt **223.38**
 Net Debt **97.40**
 Debt Service **17.52**
 Total Tax Levy **534.92**
 Municipal Expenditures **246.25**

PER CENT:

Gross Debt **1.17**
 Net Debt **.51**
 Tax Levy Collected **93.84**
 Tax Levy Cancelled, Abated or Adjusted **.39**

| EXPENDITURES | | REVENUES-REALIZED | | 1985 PROPERTY TAX | |
|---|---------------------|--|---------------------|---|---------------------|
| GENERAL GOVERNMENT | | | | STATE EQUALIZED TAX RATE → .67 | |
| Governing Body & Public Boards | | 1985 Property Taxes Collected | 4,809,898.30 | Local District School Taxes | 1,262,315.00 |
| Municipal Clerk | | 1985 Payments in Lieu of Taxes | | Regional & Consolidated School Tax | 1,663,970.28 |
| Financial Administration | 26,950.00 | Delinquent Tax & Lien Collections | 272,621.56 | School Taxes in Municipal Budget | |
| Assessment of Taxes | 8,425.00 | Business Personalty Replacement Taxes | 60,696.04 | County Taxes | 1,267,009.77 |
| Collection of Taxes | 26,850.00 | Taxes from Public Utilities | 615,570.00 | County Library Taxes | 39,354.93 |
| Planning, Housing & Development | 20,258.47 | Other Miscellaneous Tax Revenues | | Local Municipal Purpose Taxes | 809,000.00 |
| Human Resources | | State Aid Revenues | 110,335.63 | Veteran & Senior Citizen Taxes | 102,450.00 |
| Elections | | Federal Aid Revenues | | Total Taxes for Rate Computation | 5,144,099.98 |
| General Administration (other) | 247,940.09 | State and Local Fiscal Assistance Act Utilized | 54,180.00 | Special District Taxes | |
| JUDICIARY | | Sale of Acquired Property | | Bank Corp. Taxes | 16,451.73 |
| Municipal Courts | 33,740.00 | Other Miscellaneous Revenues | 300,686.95 | Added and Omitted Taxes | 79,781.96 |
| PUBLIC SAFETY | | Total | 6,223,988.48 | Total Taxes Levied - ABSTRACT | 5,137,883.67 |
| Fire Protection | 67,225.00 | Prior Years Surplus Appropriated | 256,219.31 | Total Taxes Billed | 4,809,898.30 |
| Police Protection | 620,902.87 | REVENUES TOTAL | 6,480,207.79 | 1985 TAXES COLLECTED | 20,000.00 |
| Civil Defense & Disaster Control | | Reserve For Uncollected Taxes | 349,725.70 | 1985 Taxes Cancelled, Abated or Adjusted | 32,000.00 |
| Environmental Inspection & Control | 31,662.00 | CAPITAL OUTLAY TOTAL | 201,220.36 | Transfer to Tax Title Liens or Foreclosed | 263,725.83 |
| Other Public Safety | | | | Balance Outstanding Dec. 31, 1985 | |
| PUBLIC WORKS | | | | PRIOR YEARS TAXES OUTSTANDING | |
| Streets and Drainage | 144,150.00 | Public Enterprises | | Balance January 1, 1985 | 271,083.15 |
| Sewers and Sewage Processing | | Recreation—Culture | | Collected in 1985 | 245,000.09 |
| Garbage and Trash Disposal | 333,181.95 | Public Works | 170,627.36 | Cancelled, Abated or Adjusted 1985 | 6,976.04 |
| Public Buildings and Grounds | 10,278.00 | Buildings and Grounds | 30,593.00 | Transfers to Tax Title Liens or Foreclosed | 19,107.02 |
| Other Public Works | 23,700.00 | Library and Education | | Balance December 31, 1985 | |
| HEALTH and WELFARE | | Conservation | | TAX TITLE LIENS OUTSTANDING | |
| Health Services Except Environmental | 2,700.00 | All Other | | Balance January 1, 1985 | 77,503.97 |
| Welfare-Public Assistance | 3,987.00 | | | Transfer From Taxes | 51,737.02 |
| Hospitals, Clinics, First Aid | | | | Redeemed in 1985 | 27,621.47 |
| Animal, Insect, & Rodent Control | | | | Cancelled, Abated or Adjusted (1985) | |
| Other Welfare Services | | | | Transfers to Foreclosed Property | |
| RECREATION and CONSERVATION | | | | Balance December 31, 1985 | 101,619.52 |
| Beaches and Boardwalks | | | | PROPERTY ACQUIRED BY DEED OR FORECLOSURE | |
| Parks, Playgrounds, Shade Trees | 250.00 | | | Balance January 1, 1985 | 655,800.00 |
| Land Reclamation & Conservation | 18,525.00 | | | Transfers From Taxes or Liens | |
| Other Recreational Services | | | | Sale for Cash (1985) | |
| EDUCATION (excluding schools) | | | | Cancelled, Abated or Adjusted (1985) | |
| Libraries | | | | Balance December 31, 1985 | 655,800.00 |
| Other Educational Services | | | | CURRENT FINANCES DECEMBER 31, 1985 | |
| STATUTORY EXPENDITURES | | | | ASSETS | |
| Pensions & F. I. C. A. | 115,500.00 | | | Cash Dec. 31, 1985 | 822,932.59 |
| Employee Fringe Benefits | 58,710.00 | | | Taxes Receivable | 263,725.83 |
| Other Statutory Expenditures | 9,300.00 | | | Tax Title Liens | 101,619.52 |
| CETA And Other Public Employment Programs | | | | Foreclosed Property | 655,800.00 |
| MUNICIPAL FUNCTIONS | | | | Emergencies & Other Deferred Charges | 105,139.30 |
| CAPITAL IMPROVEMENTS | 10,000.00 | | | State and Federal Aid Receivable | |
| DEBT SERVICE | | | | Other Receivables | 83,620.02 |
| Principal Payments | 93,000.00 | | | Total | 2,032,837.26 |
| Interest Payments | 75,303.00 | | | LIABILITIES, RESERVES, AND SURPLUS | |
| | | | | Cash Liabilities | 563,294.56 |
| DEFERRED CHARGES | 42,931.78 | | | Reserves for Receivables | 1,104,765.37 |
| SCHOOL, COUNTY, SPECIAL DISTRICT TAXES | 4,232,649.98 | | | Surplus Dec. 31, 1985 | 364,777.33 |
| RESERVE FOR UNCOLLECTED TAXES | 349,725.70 | | | Total | 2,032,837.26 |
| EXPENDITURES | 6,597,845.84 | | | | |

0319
Population 1980 20,525
Population 1985 20,008
S & P Rating
Moody Rating A

General Tax Rate Per \$100. 2.66
State Equalized Tax Rate 2.37

MAPLE SHADE TWP. - BURLINGTON CO.
Form of Government:
Council-Manager Plan E (OMCL 50)
Number of Members on Governing Body - 5

PER CAPITA:
Gross Debt 786.87
Net Debt 183.28
Debt Service 45.11
Total Tax Levy 467.99
Municipal Expenditures 222.16
PER CENT:
Gross Debt 4.26
Net Debt .99
Tax Levy Collected 96.90
Tax Levy Cancelled, Abated or Adjusted .09

| EXPENDITURES | | REVENUES-REALIZED | | 1985 PROPERTY TAX | |
|---|---------------|--|--|--|--------------|
| GENERAL GOVERNMENT | | | | STATE EQUALIZED TAX RATE 2.37 | |
| Governing Body & Public Boards | 7,800.00 | 1985 Property Taxes Collected | | Local District School Taxes | 4,905,086.25 |
| Municipal Clerk | 43,542.00 | 1985 Payments in Lieu of Taxes | | Regional & Consolidated School Tax | |
| Financial Administration | 29,500.00 | Delinquent Tax & Lien Collections | | School Taxes in Municipal Budget | |
| Assessment of Taxes | 30,622.00 | Business Personalty Replacement Taxes | | County Taxes | 2,139,527.82 |
| Collection of Taxes | 49,637.00 | Taxes from Public Utilities | | County Library Taxes | 122,287.18 |
| Planning, Housing & Development | 15,690.00 | Other Miscellaneous Tax Revenues | | Local Municipal Purpose Taxes | 2,134,000.00 |
| Human Resources | | State Aid Revenues | | Veteran & Senior Citizen Taxes | 257,150.00 |
| Elections | | Federal Aid Revenues | | Total Taxes for Rate Computation | 9,558,051.25 |
| General Administration (other) | 281,972.19 | State and Local Fiscal Assistance Act Utilized | | Special District Taxes | |
| JUDICIARY | | Sale of Acquired Property | | Bank Corp. Taxes | 12,268.22 |
| Municipal Courts | 37,480.00 | Other Miscellaneous Revenues | | Added and Omitted Taxes | 50,438.71 |
| PUBLIC SAFETY | | Total | | Total Taxes Levied - ABSTRACT | 9,363,608.18 |
| Fire Protection | 141,960.00 | Prior Years Surplus Appropriated | | Total Taxes Billed | 9,352,898.97 |
| Police Protection | 1,181,705.94 | REVENUES TOTAL | | 1985 TAXES COLLECTED | 9,062,648.04 |
| Civil Defense & Disaster Control | 12,494.00 | Reserve For Uncollected Taxes | | 1985 Taxes Cancelled, Abated or Adjusted | 8,162.82 |
| Environmental Inspection & Control | 46,441.00 | CAPITAL OUTLAY TOTAL | | Transfer to Tax Title Liens or Foreclosed | 7,402.95 |
| Other Public Safety | | | | Balance Outstanding Dec. 31, 1985 | 274,685.16 |
| PUBLIC WORKS | | Public Enterprises | | PRIOR YEARS TAXES OUTSTANDING | |
| Streets and Drainage | 403,021.00 | Recreation—Culture | | Balance January 1, 1985 | 235,239.16 |
| Sewers and Sewage Processing | | Public Works | | Collected in 1985 | 229,050.74 |
| Garbage and Trash Disposal | 361,736.00 | Buildings and Grounds | | Cancelled, Abated or Adjusted 1985 | 228.03 |
| Public Buildings and Grounds | 32,533.00 | Library and Education | | Transfers to Tax Title Liens or Foreclosed | 4,424.63 |
| Other Public Works | | Conservation | | Balance December 31, 1985 | 1,535.76 |
| HEALTH and WELFARE | | All Other | | TAX TITLE LIENS OUTSTANDING | |
| Health Services Except Environmental | 7,000.00 | CAPITAL DEBT AUTHORIZED, DECEMBER 31, 1985 | | Balance January 1, 1985 | 37,629.20 |
| Welfare-Public Assistance | 12,000.00 | ISSUED AND UNISSUED GROSS DEBT NET DEBT | | Transfer From Taxes | 11,322.91 |
| Hospitals, Clinics, First Aid | | School 1,775,000 | | Redeemed in 1985 | 17,963.22 |
| Animal, Insect, & Rodent Control | | Self-Liquidating 10,301,750 | | Cancelled, Abated or Adjusted (1985) | |
| Other Welfare Services | | Other 3,667,000 | | Transfers to Foreclosed Property | 17,506.11 |
| RECREATION and CONSERVATION | | Total 15,743,750 | | Balance December 31, 1985 | 13,482.78 |
| Beaches and Boardwalks | | ISSUED AND OUTSTANDING | | PROPERTY ACQUIRED BY DEED OR | |
| Parks, Playgrounds, Shade Trees | | School 1,775,000.00 | | FORECLOSURE | |
| Land Reclamation & Conservation | | Self-Liquidating 1,901,000.00 | | Balance January 1, 1985 | 42,507.12 |
| Other Recreational Services | 18,867.00 | Other 3,667,000.00 | | Transfers From Taxes or Liens | 18,580.75 |
| EDUCATION (excluding schools) | | Total 7,343,000.00 | | Sale for Cash (1985) | |
| Libraries | 29,702.00 | EQUALIZED VALUATION BASIS | | Cancelled, Abated or Adjusted (1985) | |
| Other Educational Services | | FOR NET DEBT COMPUTATION | | Balance December 31, 1985 | 61,087.87 |
| STATUTORY EXPENDITURES | | REAL PROPERTY VALUATIONS | | CURRENT FINANCES DECEMBER 31, 1985 | |
| Pensions & F. I. C. A. | 191,146.48 | Code Class # of Parcels % VAL'N ASSESSED VALUATION | | ASSETS | |
| Employee Fringe Benefits | 168,350.00 | 1 Vacant Land 203 1.23 4,283,500.00 | | Cash Dec. 31, 1985 | 2,837,162.02 |
| Other Statutory Expenditures | 1,000.00 | 2 Residential 4579 64.55 224,609,150.00 | | Taxes Receivable | 276,220.92 |
| CETA and Other Public Employment Programs | | 3 Farm 57,533,300.00 | | Tax Title Liens | 13,482.78 |
| MUNICIPAL FUNCTIONS TOTAL | 3,104,199.61 | 4a Commercial 223 16.53 6,636,600.00 | | Foreclosed Property | 61,087.87 |
| CAPITAL IMPROVEMENTS *MEMO* | 40,000.00 | 4b Industrial 25 1.91 54,896,000.00 | | Emergencies & Other Deferred Charges | 56,000.00 |
| DEBT SERVICE | | 4c Apartments 20 15.78 347,958,550.00 | | State and Federal Aid Receivable | 30,183.76 |
| Principal Payments | 425,000.00 | Total 5050 | | Other Receivables | 113,411.66 |
| Interest Payments | 477,608.05 | Land Area 3.72 Sq. Miles | | Total | 3,387,549.01 |
| DEFERRED CHARGES | 28,258.95 | Net Valuation Taxable-Municipal | | LIABILITIES, RESERVES, AND SURPLUS | |
| SCHOOL, COUNTY, SPECIAL DISTRICT TAXES | 7,166,901.25 | Net Valuation Taxable-County | | Cash Liabilities | 2,024,686.22 |
| RESERVE FOR UNCOLLECTED TAXES | 409,842.57 | State Equalized Valuation | | Reserves for Receivables | 464,203.23 |
| EXPENDITURES TOTAL | 11,611,810.43 | State Equalization Ratio 89.02 | | Surplus Dec. 31, 1985 | 898,659.56 |
| | | | | Total | 3,387,549.01 |

0711

Population 1980 **22,950**
 Population 1985 **22,909**
 S & P Rating **AA**
 Moody Rating **AA**

General Tax Rate Per \$100.

4.48

State Equalized Tax Rate

3.34**MAPLEWOOD TOWNSHIP – ESSEX COUNTY****Form of Government:****Township Committee****Number of Members on Governing Body – 5**

PER CAPITA:

Gross Debt **614.10**
 Net Debt **227.76**
 Debt Service **22.12**
 Total Tax Levy **1,066.41**
 Municipal Expenditures **442.55**

PER CENT:

Gross Debt **2.15**
 Net Debt **.80**
 Tax Levy Collected **98.37**
 Tax Levy Cancelled, Abated or Adjusted **.03**

| EXPENDITURES | | REVENUES-REALIZED | | 1985 PROPERTY TAX | |
|--|----------------------|---|-----------------------|---|----------------------|
| GENERAL GOVERNMENT | | | | STATE EQUALIZED TAX RATE → 1.60 | |
| Governing Body & Public Boards | | 1985 Property Taxes Collected | 24,005,516.64 | Local District School Taxes | 11,662,707.63 |
| Municipal Clerk | | 1985 Payments in Lieu of Taxes | 334,441.88 | Regional & Consolidated School Tax | |
| Financial Administration | 41,141.43 | Delinquent Tax & Lien Collections | 416,256.08 | School Taxes in Municipal Budget | |
| Assessment of Taxes | 61,321.53 | Business Personalty Replacement Taxes | 296,571.72 | County Taxes | 7,099,348.34 |
| Collection of Taxes | 77,194.62 | Taxes from Public Utilities | 1,304,910.00 | County Library Taxes | |
| Planning, Housing & Development | 16,743.00 | Other Miscellaneous Tax Revenues | | Local Municipal Purpose Taxes | 5,572,439.34 |
| Human Resources | 33,000.00 | State Aid Revenues | 273,798.23 | Veteran & Senior Citizen Taxes | 211,250.00 |
| Elections | | Federal Aid Revenues | | Total Taxes for Rate Computation | 24,545,745.31 |
| General Administration (other) | 968,676.09 | State and Local Fiscal Assistance Act Utilized | 288,364.00 | Special District Taxes | |
| JUDICIARY | | Sale of Acquired Property | | Bank Corp. Taxes | 56,590.06 |
| Municipal Courts | 84,787.81 | Other Miscellaneous Revenues | 1,123,633.36 | Added and Omitted Taxes | 39,371.00 |
| PUBLIC SAFETY | | Total | 28,043,491.91 | Total Taxes Levied - ABSTRACT | 24,430,456.37 |
| Fire Protection | 1,426,044.23 | Prior Years Surplus Appropriated | 900,000.00 | Total Taxes Billed | 24,403,900.28 |
| Police Protection | 1,776,820.97 | REVENUES TOTAL | 28,943,491.91 | 1985 TAXES COLLECTED | 24,005,516.64 |
| Civil Defense & Disaster Control | 11,580.97 | Reserve For Uncollected Taxes | 742,993.18 | 1985 Taxes Cancelled, Abated or Adjusted | 7,669.80 |
| Environmental Inspection & Control | 131,103.85 | CAPITAL OUTLAY TOTAL | 500,151.60 | Transfer to Tax Title Liens or Foreclosed | 3,024.03 |
| Other Public Safety | | | | Balance Outstanding Dec. 31, 1985 | 387,689.81 |
| PUBLIC WORKS | | | | PRIOR YEARS TAXES OUTSTANDING | |
| Streets and Drainage | 560,169.25 | Public Enterprises | | Balance January 1, 1985 | 416,026.08 |
| Sewers and Sewage Processing | 438,056.63 | Recreation—Culture | | Collected in 1985 | 416,026.08 |
| Garbage and Trash Disposal | 79,140.02 | Public Works | 353,393.28 | Cancelled, Abated or Adjusted 1985 | |
| Public Buildings and Grounds | 339,902.97 | Buildings and Grounds | 146,758.32 | Transfers to Tax Title Liens or Foreclosed | |
| Other Public Works | 359,718.69 | Library and Education | | Balance December 31, 1985 | |
| HEALTH and WELFARE | | Conservation | | TAX TITLE LIENS OUTSTANDING | |
| Health Services Except Environmental | 108,474.63 | All Other | | Balance January 1, 1985 | 8,817.49 |
| Welfare-Public Assistance | 21,367.44 | CAPITAL DEBT AUTHORIZED, DECEMBER 31, 1985 | | Transfer From Taxes | 3,024.03 |
| Hospitals, Clinics, First Aid | | ISSUED AND UNISSUED | | Redeemed in 1985 | 230.00 |
| Animal, Insect, & Rodent Control | | School | 8,733,651 | Cancelled, Abated or Adjusted (1985) | |
| Other Welfare Services | | Self-liquidating | 117,000 | Transfers to Foreclosed Property | |
| RECREATION and CONSERVATION | | Other | 5,217,846 | Balance December 31, 1985 | 11,611.52 |
| Beaches and Boardwalks | | Total | 14,068,497 | PROPERTY ACQUIRED BY DEED OR FORECLOSURE | |
| Parks, Playgrounds, Shade Trees | 378,914.13 | ISSUED AND OUTSTANDING | | Balance January 1, 1985 | 7,003.00 |
| Land Reclamation & Conservation | | School | 4,287,927.77 | Transfers From Taxes or Liens | |
| Other Recreational Services | 120,568.24 | Self-Liquidating | 117,000.00 | Sale for Cash (1985) | |
| EDUCATION (excluding schools) | | Other | 2,295,000.00 | Cancelled, Abated or Adjusted (1985) | |
| Libraries | 465,897.00 | Total | 6,699,927.77 | Balance December 31, 1985 | 7,003.00 |
| Other Educational Services | | EQUALIZED VALUATION BASIS | | CURRENT FINANCES DECEMBER 31, 1985 | |
| STATUTORY EXPENDITURES | | FOR NET DEBT COMPUTATION | 653,514,009 | ASSETS | |
| Pensions & F. I. C. A. | 1,053,989.07 | REAL PROPERTY VALUATIONS | | Cash Dec. 31, 1985 | 1,938,104.43 |
| Employee Fringe Benefits | 318,125.80 | Code Class # of Parcels % VAL'N | | Taxes Receivable | 387,689.81 |
| Other Statutory Expenditures | 5,000.00 | 1 Vacant Land 124 .37 | 2,015,500.00 | Tax Title Liens | 11,611.52 |
| CETA And Other Public Employment Programs | | 2 Residential 6650 88.67 | 479,985,300.00 | Foreclosed Property | 7,003.00 |
| MUNICIPAL FUNCTIONS TOTAL | 8,877,738.37 | 3 Farm | | Emergencies & Other Deferred Charges | 45,000.00 |
| CAPITAL IMPROVEMENTS *MEMO* | 50,000.00 | 4a Commercial 284 8.82 | 47,718,800.00 | State and Federal Aid Receivable | 6,669.95 |
| DEBT SERVICE | | 4b Industrial 37 1.59 | 8,630,100.00 | Other Receivables | 45,141.55 |
| Principal Payments | 330,000.00 | 4c Apartments 8 .55 | 2,962,600.00 | Total | 2,441,220.26 |
| Interest Payments | 176,717.77 | Total 7103 | 541,312,300.00 | LIABILITIES, RESERVES, AND SURPLUS | |
| DEFERRED CHARGES | 11,000.00 | Land Area 4.00 Sq. Miles | | Cash Liabilities | 757,449.08 |
| SCHOOL, COUNTY, SPECIAL DISTRICT TAXES | 18,762,055.97 | Net Valuation Taxable-Municipal | 543,851,100 | Reserves for Receivables | 451,445.88 |
| RESERVE FOR UNCOLLECTED TAXES | 742,993.18 | Net Valuation Taxable-County | 654,168,025 | Surplus Dec. 31, 1985 | 1,232,325.30 |
| EXPENDITURES TOTAL | 28,900,505.29 | State Equalized Valuation | 729,062,300 | Total | 2,441,220.26 |
| | | State Equalization Ratio | 74.51 | | |

0116
Population 1980 9,179
Population 1985 9,104
S & P Rating
Moody Rating A1

General Tax Rate Per \$100. 1.77
State Equalized Tax Rate 1.43

MARGATE CITY CITY – ATLANTIC COUNTY
Form of Government:
Commission (1911)
Number of Members on Governing Body – 3

PER CAPITA:
Gross Debt 1,173.77
Net Debt 744.73
Debt Service 194.10
Total Tax Levy 1,187.92
Municipal Expenditures 800.64
PER CENT:
Gross Debt 1.50
Net Debt .95
Tax Levy Collected 96.93
Tax Levy Cancelled, Abated or Adjusted .16

| EXPENDITURES | | REVENUES-REALIZED | | 1985 PROPERTY TAX | |
|---|---------------|--|----------------|--|---------------|
| GENERAL GOVERNMENT | | | | STATE EQUALIZED TAX RATE | |
| Governing Body & Public Boards | | | | Local District School Taxes | .45 |
| Municipal Clerk | 21,000.00 | 1985 Property Taxes Collected | 10,466,163.99 | Regional & Consolidated School Tax | |
| Financial Administration | 20,000.00 | 1985 Payments in Lieu of Taxes | | School Taxes in Municipal Budget | .10 |
| Assessment of Taxes | 66,500.00 | Delinquent Tax & Lien Collections | 384,924.82 | County Taxes | .46 * |
| Collection of Taxes | 133,800.00 | Business Personalty Replacement Taxes | 55,561.16 | County Library Taxes | |
| Planning, Housing & Development | 32,125.00 | Taxes from Public Utilities | 825,651.00 | Local Municipal Purpose Taxes | .43 |
| Human Resources | | Other Miscellaneous Tax Revenues | | Veteran & Senior Citizen Taxes | |
| Elections | 13,000.00 | State Aid Revenues | 71,480.55 | Total Taxes for Rate Computation | 1.44 |
| General Administration (other) | 462,850.00 | Federal Aid Revenues | | Special District Taxes | |
| JUDICIARY | | State and Local Fiscal Assistance Act Utilized | 37,829.00 | Bank Corp. Taxes | |
| Municipal Courts | 57,500.00 | Sale of Acquired Property | | Added and Omitted Taxes | |
| PUBLIC SAFETY | | Other Miscellaneous Revenues | 1,194,666.60 | Total Taxes Levied - ABSTRACT | 10,814,798.91 |
| Fire Protection | 868,970.00 | | | Total Taxes Billed | 10,797,108.22 |
| Police Protection | 1,003,206.05 | Prior Years Surplus Appropriated | 1,850,000.00 | 1985 TAXES COLLECTED | 10,466,163.99 |
| Civil Defense & Disaster Control | 2,100.00 | REVENUES TOTAL | 14,886,277.12 | 1985 Taxes Cancelled, Abated or Adjusted | 17,299.98 |
| Environmental Inspection & Control | 138,000.00 | Reserve For Uncollected Taxes | 670,100.00 | Transfer to Tax Title Liens or Foreclosed | 597.01 |
| Other Public Safety | | CAPITAL OUTLAY TOTAL | 1,880,994.54 | Balance Outstanding Dec. 31, 1985 | 313,047.24 |
| PUBLIC WORKS | | | | PRIOR YEARS TAXES OUTSTANDING | |
| Streets and Drainage | 518,875.00 | Public Enterprises | | Balance January 1, 1985 | 372,205.98 |
| Sewers and Sewage Processing | | Recreation—Culture | | Collected in 1985 | 351,645.32 |
| Garbage and Trash Disposal | 413,908.00 | Public Works | | Cancelled, Abated or Adjusted 1985 | 20.03 |
| Public Buildings and Grounds | 29,875.00 | Buildings and Grounds | 1,858,787.44 | Transfers to Tax Title Liens or Foreclosed | 14,770.19 |
| Other Public Works | 53,355.00 | Library and Education | 22,207.10 | Balance December 31, 1985 | 5,770.44 |
| HEALTH and WELFARE | | Conservation | | TAX TITLE LIENS OUTSTANDING | |
| Health Services Except Environmental | 1,150.00 | All Other | | Balance January 1, 1985 | 15,159.10 |
| Welfare-Public Assistance | 10,050.00 | CAPITAL DEBT AUTHORIZED, DECEMBER 31, 1985 | | Transfer From Taxes | 18,120.40 |
| Hospitals, Clinics, First Aid | | ISSUED AND UNISSUED GROSS DEBT NET DEBT | | Redeemed in 1985 | 33,279.50 |
| Animal, Insect, & Rodent Control | 3,600.00 | School | 3,906,000 | Cancelled, Abated or Adjusted (1985) | |
| Other Welfare Services | | Self-liquidating | | Transfers to Foreclosed Property | |
| RECREATION and CONSERVATION | | Other | 6,780,000 | Balance December 31, 1985 | |
| Beaches and Boardwalks | 135,500.00 | Total | 10,686,000 | PROPERTY ACQUIRED BY DEED OR | |
| Parks, Playgrounds, Shade Trees | 66,100.00 | | | FORECLOSURE | |
| Land Reclamation & Conservation | | ISSUED AND OUTSTANDING | | Balance January 1, 1985 | 142,637.50 |
| Other Recreational Services | | School | 3,906,000.00 | Transfers From Taxes or Liens | |
| EDUCATION (excluding schools) | | Self-Liquidating | | Sale for Cash (1985) | |
| Libraries | 115,500.00 | Other | 6,680,000.00 | Cancelled, Abated or Adjusted (1985) | |
| Other Educational Services | | Total | 10,586,000.00 | Balance December 31, 1985 | 142,637.50 |
| STATUTORY EXPENDITURES | | EQUALIZED VALUATION BASIS | | CURRENT FINANCES DECEMBER 31, 1985 | |
| Pensions & F. I. C. A. | 400,404.00 | FOR NET DEBT COMPUTATION | 714,325,575 | ASSETS | |
| Employee Fringe Benefits | 253,000.00 | REAL PROPERTY VALUATIONS | | Cash Dec. 31, 1985 | 3,538,909.32 |
| Other Statutory Expenditures | 24,500.00 | Code Class # of Parcels % VAL'N ASSESSED VALUATION | | Taxes Receivable | 318,817.68 |
| CETA And Other Public Employment Programs | | 1 Vacant Land 731 4.12 | 24,869,200.00 | Tax Title Liens | |
| MUNICIPAL FUNCTIONS TOTAL | 4,844,868.05 | 2 Residential 5550 89.13 | 538,396,600.00 | Foreclosed Property | 142,637.50 |
| CAPITAL IMPROVEMENTS *MEMO* | | 3 Farm | | Emergencies & Other Deferred Charges | 35,000.00 |
| DEBT SERVICE | | 4a Commercial 203 4.98 | 30,060,100.00 | State and Federal Aid Receivable | |
| Principal Payments | 790,000.00 | 4b Industrial | | Other Receivables | 10,362.75 |
| Interest Payments | 977,096.25 | 4c Apartments 48 1.78 | 10,765,300.00 | Total | 4,045,727.25 |
| TYPE I SCHL DEBT *MEMO | 727,492.50 | Total 6532 | 604,091,200.00 | LIABILITIES, RESERVES, AND SURPLUS | |
| DEFERRED CHARGES | 7,000.00 | Land Area 1.40 Sq. Miles | | Cash Liabilities | 1,109,799.38 |
| SCHOOL, COUNTY, SPECIAL DISTRICT TAXES | 7,490,255.26 | Net Valuation Taxable-Municipal | 605,148,497 | Reserves for Receivables | 471,817.93 |
| RESERVE FOR UNCOLLECTED TAXES | 670,100.00 | Net Valuation Taxable-County | 716,623,499 | Surplus Dec. 31, 1985 | 2,464,109.94 |
| EXPENDITURES TOTAL | 14,779,319.56 | State Equalized Valuation | 749,621,361 | Total | 4,045,727.25 |
| | | State Equalization Ratio | 80.70 | | |

1985/3000

* ABOVE DEBT SERVICE INCLUDES TYPE I SCHOOL DEBT

*Includes County Health Service Taxes or County Vocational School Taxes. See Table 13.

1328
 Population 1980 **17,560**
 Population 1985 **24,305**
 S & P Rating
 Moody Rating **A1**

General Tax Rate Per \$100. **2.65**
 State Equalized Tax Rate **2.09**

MARLBORO TOWNSHIP – MONMOUTH CO.
Form of Government:
Council-Manager Plan E (OMCL 50)
Number of Members on Governing Body – 5

PER CAPITA:
 Gross Debt **772.07**
 Net Debt **370.39**
 Debt Service **38.53**
 Total Tax Levy **779.54**
 Municipal Expenditures **287.18**

PER CENT:
 Gross Debt **2.79**
 Net Debt **1.34**
 Tax Levy Collected **98.41**
 Tax Levy Cancelled, Abated or Adjusted

| EXPENDITURES | | REVENUES-REALIZED | | 1985 PROPERTY TAX | |
|--|----------------------|---|-----------------------|---|---------------------|
| GENERAL GOVERNMENT | | | | STATE EQUALIZED TAX RATE | |
| Governing Body & Public Boards | | 1985 Property Taxes Collected | 18,622,899.78 | Local District School Taxes | .87 |
| Municipal Clerk | | 1985 Payments in Lieu of Taxes | | Regional & Consolidated School Tax | .48 |
| Financial Administration | 74,293.00 | Delinquent Tax & Lien Collections | 380,810.52 | School Taxes in Municipal Budget | |
| Assessment of Taxes | 54,250.00 | Business Personalty Replacement Taxes | 97,438.00 | County Taxes | .49 |
| Collection of Taxes | 59,151.00 | Taxes from Public Utilities | 1,212,047.00 | County Library Taxes | .02 |
| Planning, Housing & Development | 95,718.00 | Other Miscellaneous Tax Revenues | | Local Municipal Purpose Taxes | .23 |
| Human Resources | 90,821.86 | State Aid Revenues | 260,611.06 | Veteran & Senior Citizen Taxes | |
| Elections | 5,000.00 | Federal Aid Revenues | | Total Taxes for Rate Computation | 2.09 |
| General Administration (other) | 754,774.00 | State and Local Fiscal Assistance Act Utilized | 112,833.00 | Special District Taxes | |
| JUDICIARY | | Sale of Acquired Property | | Bank Corp. Taxes | |
| Municipal Courts | 80,333.00 | Other Miscellaneous Revenues | 1,898,280.43 | Added and Omitted Taxes | |
| PUBLIC SAFETY | | Total | 22,584,919.79 | Total Taxes Levied - ABSTRACT | |
| Fire Protection | 29,000.00 | Prior Years Surplus Appropriated | 1,544,350.00 | Total Taxes Billed | |
| Police Protection | 1,577,228.58 | REVENUES TOTAL | 24,129,269.79 | 1985 TAXES COLLECTED | |
| Civil Defense & Disaster Control | 1,500.00 | Reserve For Uncollected Taxes | 559,375.96 | 1985 Taxes Cancelled, Abated or Adjusted | |
| Environmental Inspection & Control | 192,780.00 | CAPITAL OUTLAY TOTAL | 1,791,892.11 | Transfer to Tax Title Liens or Foreclosed Balance Outstanding Dec. 31, 1985 | |
| Other Public Safety | | | | | |
| PUBLIC WORKS | | | | PRIOR YEARS TAXES OUTSTANDING | |
| Streets and Drainage | 790,076.00 | Public Enterprises | | Balance January 1, 1985 | 379,182.78 |
| Sewers and Sewage Processing | 4,500.00 | Recreation—Culture | 183,327.46 | Collected in 1985 | 377,734.76 |
| Garbage and Trash Disposal | 15,000.00 | Public Works | 691,331.95 | Cancelled, Abated or Adjusted 1985 | 1,448.02 |
| Public Buildings and Grounds | 213,518.00 | Buildings and Grounds | 915,768.52 | Transfers to Tax Title Liens or Foreclosed Balance December 31, 1985 | |
| Other Public Works | 122,531.00 | Library and Education | 1,464.18 | TAX TITLE LIENS OUTSTANDING | |
| HEALTH and WELFARE | | Conservation | | Balance January 1, 1985 | 159,051.98 |
| Health Services Except Environmental | 8,900.00 | All Other | | Transfer From Taxes | |
| Welfare-Public Assistance | 8,500.00 | CAPITAL DEBT AUTHORIZED, DECEMBER 31, 1985 | | Redeemed in 1985 | 3,075.76 |
| Hospitals, Clinics, First Aid | | ISSUED AND UNISSUED GROSS DEBT NET DEBT | | Cancelled, Abated or Adjusted (1985) | |
| Animal, Insect, & Rodent Control | 9,790.00 | School | 9,580,343 | Transfers to Foreclosed Property | |
| Other Welfare Services | 500.00 | Self-liquidating | 250,000 | Balance December 31, 1985 | 155,976.22 |
| RECREATION and CONSERVATION | | Other | 8,934,800 | PROPERTY ACQUIRED BY DEED OR FORECLOSURE | |
| Beaches and Boardwalks | | Total | 18,765,143 | Balance January 1, 1985 | 112,630.00 |
| Parks, Playgrounds, Shade Trees | | ISSUED AND OUTSTANDING | | Transfers From Taxes or Liens | |
| Land Reclamation & Conservation | 100.00 | School | 9,580,343.74 | Sale for Cash (1985) | |
| Other Recreational Services | 232,933.00 | Self-Liquidating | 250,000.00 | Cancelled, Abated or Adjusted (1985) | |
| EDUCATION (excluding schools) | | Other | 7,120,000.00 | Balance December 31, 1985 | 112,630.00 |
| Libraries | 19,650.00 | Total | 16,950,343.74 | CURRENT FINANCES DECEMBER 31, 1985 | |
| Other Educational Services | | EQUALIZED VALUATION BASIS FOR NET DEBT COMPUTATION | 671,785,549 | ASSETS | |
| STATUTORY EXPENDITURES | | REAL PROPERTY VALUATIONS | | Cash Dec. 31, 1985 | 8,822,535.74 |
| Pensions & F. I. C. A. | 497,733.00 | Code Class # of Parcels % VAL'N | | Taxes Receivable | 301,214.96 |
| Employee Fringe Benefits | 452,365.00 | 1 Vacant Land 1282 5.08 | 31,937,489.00 | Tax Title Liens | 155,976.22 |
| Other Statutory Expenditures | 22,000.00 | 2 Residential 5621 84.17 | 529,449,015.00 | Foreclosed Property | 112,630.00 |
| CETA And Other Public Employment Programs | | 3 Farm 429 2.40 | 15,120,862.00 | Emergencies & Other Deferred Charges | 76,490.00 |
| MUNICIPAL FUNCTIONS TOTAL | 5,412,945.44 | 4a Commercial 183 5.60 | 35,247,600.00 | State and Federal Aid Receivable | |
| CAPITAL IMPROVEMENTS *MEMO* | 100,000.00 | 4b Industrial 31 2.74 | 17,242,260.00 | Other Receivables | 525.21 |
| DEBT SERVICE | | 4c Apartments | | Total | 9,469,372.13 |
| Principal Payments | 450,000.00 | Total | 628,997,226.00 | LIABILITIES, RESERVES, AND SURPLUS | |
| Interest Payments | 486,434.50 | Land Area 30.35 Sq. Miles | | Cash Liabilities | 6,338,518.40 |
| DEFERRED CHARGES | 71,245.08 | Net Valuation Taxable-Municipal | 636,426,812 | Reserves for Receivables | 570,346.39 |
| SCHOOL, COUNTY, SPECIAL DISTRICT TAXES | 15,711,600.12 | Net Valuation Taxable-County | 729,485,011 | Surplus Dec. 31, 1985 | 2,560,507.34 |
| RESERVE FOR UNCOLLECTED TAXES | 559,375.96 | State Equalized Valuation | 805,649,416 | Total | 9,469,372.13 |
| EXPENDITURES TOTAL | 22,691,601.10 | State Equalization Ratio | 78.80 | | |

1329
Population 1980 8,837
Population 1985 8,590
S & P Rating A-
Moody Rating AAA

General Tax Rate Per \$100. 4.72
State Equalized Tax Rate 2.72

MATAWAN BOROUGH - MONMOUTH CO.
Form of Government:
Borough Council
Number of Members on Governing Body - 6

PER CAPITA:
Gross Debt 574.40
Net Debt 255.66
Debt Service 31.02
Total Tax Levy 693.01
Municipal Expenditures 398.40
PER CENT:
Gross Debt 2.46
Net Debt 1.10
Tax Levy Collected 96.07
Tax Levy Cancelled, Abated or Adjusted .11

| EXPENDITURES | | REVENUES-REALIZED | | 1985 PROPERTY TAX | |
|---|--------------|--|--|--|--|
| GENERAL GOVERNMENT | | 150.00 | | STATE EQUALIZED TAX RATE → | |
| Governing Body & Public Boards | | 150.00 | | Local District School Taxes | |
| Municipal Clerk | | | | Regional & Consolidated School Tax 1.65 | |
| Financial Administration | 30,380.00 | 1985 Property Taxes Collected | | School Taxes in Municipal Budget | |
| Assessment of Taxes | 17,209.00 | 1985 Payments in Lieu of Taxes | | County Taxes .50 | |
| Collection of Taxes | 25,168.00 | Delinquent Tax & Lien Collections | | County Library Taxes | |
| Planning, Housing & Development | 21,380.00 | Business Personalty Replacement Taxes | | Local Municipal Purpose Taxes .57 | |
| Human Resources | 21,701.48 | Taxes from Public Utilities | | Veteran & Senior Citizen Taxes | |
| Elections | 2,636.00 | Other Miscellaneous Tax Revenues | | Total Taxes for Rate Computation 2.72 | |
| General Administration (other) | 290,628.00 | State Aid Revenues | | Special District Taxes | |
| JUDICIARY | | Federal Aid Revenues | | Bank Corp. Taxes | |
| Municipal Courts | 32,927.00 | State and Local Fiscal Assistance Act Utilized | | Added and Omitted Taxes | |
| PUBLIC SAFETY | | Sale of Acquired Property | | Total Taxes Levied - ABSTRACT | |
| Fire Protection | 76,842.00 | Other Miscellaneous Revenues | | Total Taxes Billed | |
| Police Protection | 806,263.60 | Total | | 1985 TAXES COLLECTED | |
| Civil Defense & Disaster Control | 4,000.00 | Prior Years Surplus Appropriated | | 1985 Taxes Cancelled, Abated or Adjusted | |
| Environmental Inspection & Control | 26,280.00 | REVENUES TOTAL | | Transfer to Tax Title Liens or Foreclosed | |
| Other Public Safety | | Reserve For Uncollected Taxes | | Balance Outstanding Dec. 31, 1985 | |
| PUBLIC WORKS | | CAPITAL OUTLAY TOTAL | | PRIOR YEARS TAXES OUTSTANDING | |
| Streets and Drainage | 368,121.00 | Public Enterprises | | Balance January 1, 1985 | |
| Sewers and Sewage Processing | | Recreation—Culture | | Collected in 1985 | |
| Garbage and Trash Disposal | 295,598.00 | Public Works | | Cancelled, Abated or Adjusted 1985 | |
| Public Buildings and Grounds | 179,096.00 | Buildings and Grounds | | Transfers to Tax Title Liens or Foreclosed | |
| Other Public Works | 7,480.00 | Library and Education | | Balance December 31, 1985 | |
| HEALTH and WELFARE | | Conservation | | TAX TITLE LIENS OUTSTANDING | |
| Health Services Except Environmental | 215,070.00 | All Other | | Balance January 1, 1985 | |
| Welfare-Public Assistance | 2,500.00 | CAPITAL DEBT AUTHORIZED, DECEMBER 31, 1985 | | Transfer From Taxes | |
| Hospitals, Clinics, First Aid | 24,920.00 | ISSUED AND UNISSUED GROSS DEBT | | Redeemed in 1985 | |
| Animal, Insect, & Rodent Control | | NET DEBT | | Cancelled, Abated or Adjusted (1985) | |
| Other Welfare Services | | School 635,444 | | Transfers to Foreclosed Property | |
| RECREATION and CONSERVATION | | Self-liquidating 2,102,500 | | Balance December 31, 1985 | |
| Beaches and Boardwalks | | Other 2,196,138 | | PROPERTY ACQUIRED BY DEED OR | |
| Parks, Playgrounds, Shade Trees | 13,887.00 | Total 4,934,083 | | FORECLOSURE | |
| Land Reclamation & Conservation | 4,120.00 | ISSUED AND OUTSTANDING | | Balance January 1, 1985 | |
| Other Recreational Services | 51,214.00 | School 635,444.83 | | Transfers From Taxes or Liens | |
| EDUCATION (excluding schools) | | Self-liquidating 2,104,500.00 | | Sale for Cash (1985) | |
| Libraries | 76,465.00 | Other 1,341,000.00 | | Cancelled, Abated or Adjusted (1985) | |
| Other Educational Services | 14,376.00 | Total 4,080,944.83 | | Balance December 31, 1985 | |
| STATUTORY EXPENDITURES | | EQUALIZED VALUATION BASIS | | CURRENT FINANCES DECEMBER 31, 1985 | |
| Pensions & F. I. C. A. | 153,846.24 | FOR NET DEBT COMPUTATION | | ASSETS | |
| Employee Fringe Benefits | 118,604.00 | REAL PROPERTY VALUATIONS | | Cash Dec. 31, 1985 | |
| Other Statutory Expenditures | | Code Class # of Parcels % VAL'N | | Taxes Receivable | |
| CETA And Other Public Employment Programs | | 1 Vacant Land 170 1.53 | | Tax Title Liens | |
| MUNICIPAL FUNCTIONS TOTAL | 2,880,862.32 | 2 Residential 2045 76.86 | | Foreclosed Property | |
| CAPITAL IMPROVEMENTS *MEMO* | 15,000.00 | 3 Farm | | Emergencies & Other Deferred Charges | |
| DEBT SERVICE | | 4a Commercial 135 11.56 | | State and Federal Aid Receivable | |
| Principal Payments | 180,000.00 | 4b Industrial 9 1.55 | | Other Receivables | |
| Interest Payments | 86,487.02 | 4c Apartments 16 8.49 | | Total | |
| DEFERRED CHARGES | 8,044.91 | Total 2375 | | LIABILITIES, RESERVES, AND SURPLUS | |
| SCHOOL, COUNTY, SPECIAL DISTRICT TAXES | 4,658,733.69 | Land Area 2.26 Sq. Miles | | Cash Liabilities | |
| RESERVE FOR UNCOLLECTED TAXES | 266,887.77 | Net Valuation Taxable-Municipal | | Reserves for Receivables | |
| EXPENDITURES TOTAL | 8,081,015.71 | Net Valuation Taxable-County | | Surplus Dec. 31, 1985 | |
| | | State Equalized Valuation | | Total | |
| | | State Equalization Ratio | | | |

0609
 Population 1980 **4,577**
 Population 1985 **5,231**
 S & P Rating
 Moody Rating

General Tax Rate Per \$100. **3.61**
 State Equalized Tax Rate **2.93**

MAURICE RIVER TWP. - CUMBERLAND CO.
Form of Government:
Township Committee
Number of Members on Governing Body - 3

PER CAPITA:
 Gross Debt **26.95**
 Net Debt **.76**
 Debt Service **.79**
 Total Tax Levy **418.18**
 Municipal Expenditures **291.47**

PER CENT:
 Gross Debt **.20**
 Net Debt **.01**
 Tax Levy Collected **81.87**
 Tax Levy Cancelled, Abated or Adjusted

| EXPENDITURES | | REVENUES-REALIZED | | 1985 PROPERTY TAX | |
|---|--------------|--|---------------|--|--------------|
| GENERAL GOVERNMENT | | | | STATE EQUALIZED TAX RATE | |
| Governing Body & Public Boards | 18,300.00 | 1985 Property Taxes Collected | 1,795,818.07 | Local District School Taxes | 1.54 |
| Municipal Clerk | 11,800.00 | 1985 Payments in Lieu of Taxes | | Regional & Consolidated School Tax | |
| Financial Administration | 31,300.00 | Delinquent Tax & Lien Collections | 308,341.34 | School Taxes in Municipal Budget | |
| Assessment of Taxes | 85,000.00 | Business Personalty Replacement Taxes | 59,275.60 | County Taxes | 1.09 * |
| Collection of Taxes | 25,650.00 | Taxes from Public Utilities | 377,701.00 | County Library Taxes | |
| Planning, Housing & Development | 123,450.00 | Other Miscellaneous Tax Revenues | | Local Municipal Purpose Taxes | .28 |
| Human Resources | | State Aid Revenues | 111,983.38 | Veteran & Senior Citizen Taxes | |
| Elections | 2,000.00 | Federal Aid Revenues | 116,000.00 | Total Taxes for Rate Computation | 2.91 |
| General Administration (other) | 200,233.63 | State and Local Fiscal Assistance Act Utilized | 45,852.20 | Special District Taxes | |
| JUDICIARY | | Sale of Acquired Property | | Bank Corp. Taxes | |
| Municipal Courts | 35,500.00 | Other Miscellaneous Revenues | 268,318.96 | Added and Omitted Taxes | 7,629.75 |
| PUBLIC SAFETY | | Total | 3,083,290.55 | Total Taxes Levied - ABSTRACT | 2,187,479.84 |
| Fire Protection | 15,350.00 | Prior Years Surplus Appropriated | 343,766.11 | Total Taxes Billed | 2,193,598.89 |
| Police Protection | 14,750.00 | REVENUES TOTAL | 3,427,056.66 | 1985 TAXES COLLECTED | 1,795,818.07 |
| Civil Defense & Disaster Control | 4,600.00 | Reserve For Uncollected Taxes | 464,439.63 | 1985 Taxes Cancelled, Abated or Adjusted | |
| Environmental Inspection & Control | 11,550.00 | CAPITAL OUTLAY TOTAL | 18,655.25 | Transfer to Tax Title Liens or Foreclosed | 117,686.13 |
| Other Public Safety | | | | Balance Outstanding Dec. 31, 1985 | 280,094.69 |
| PUBLIC WORKS | | | | PRIOR YEARS TAXES OUTSTANDING | |
| Streets and Drainage | 236,890.42 | Public Enterprises | | Balance January 1, 1985 | 294,956.25 |
| Sewers and Sewage Processing | | Recreation—Culture | | Collected in 1985 | 274,094.23 |
| Garbage and Trash Disposal | 49,000.00 | Public Works | 18,655.25 | Cancelled, Abated or Adjusted 1985 | |
| Public Buildings and Grounds | 14,050.00 | Buildings and Grounds | | Transfers to Tax Title Liens or Foreclosed | 20,862.02 |
| Other Public Works | 15,000.00 | Library and Education | | Balance December 31, 1985 | |
| HEALTH and WELFARE | | Conservation | | TAX TITLE LIENS OUTSTANDING | |
| Health Services Except Environmental | 125.00 | All Other | | Balance January 1, 1985 | 366,493.43 |
| Welfare-Public Assistance | 10,850.00 | CAPITAL DEBT AUTHORIZED, DECEMBER 31, 1985 | | Transfer From Taxes | 142,687.66 |
| Hospitals, Clinics, First Aid | | ISSUED AND UNISSUED | | Redeemed in 1985 | 34,247.11 |
| Animal, Insect, & Rodent Control | 21,250.00 | School | 137,000 | Cancelled, Abated or Adjusted (1985) | |
| Other Welfare Services | | Self-Liquidating | | Transfers to Foreclosed Property | |
| RECREATION and CONSERVATION | | Other | 4,000 | Balance December 31, 1985 | 474,933.98 |
| Beaches and Boardwalks | | Total | 141,000 | PROPERTY ACQUIRED BY DEED OR | |
| Parks, Playgrounds, Shade Trees | | | | FORECLOSURE | |
| Land Reclamation & Conservation | 30,210.00 | ISSUED AND OUTSTANDING | | Balance January 1, 1985 | 106,562.07 |
| Other Recreational Services | 4,500.00 | School | 137,000.00 | Transfers From Taxes or Liens | |
| EDUCATION (excluding schools) | | Self-Liquidating | | Sale for Cash (1985) | |
| Libraries | 1,600.00 | Other | 4,000.00 | Cancelled, Abated or Adjusted (1985) | |
| Other Educational Services | | Total | 141,000.00 | Balance December 31, 1985 | 106,562.07 |
| STATUTORY EXPENDITURES | | EQUALIZED VALUATION BASIS | | CURRENT FINANCES DECEMBER 31, 1985 | |
| Pensions & F. I. C. A. | 43,265.37 | FOR NET DEBT COMPUTATION | 70,653,310 | ASSETS | |
| Employee Fringe Benefits | 45,850.00 | REAL PROPERTY VALUATIONS | | Cash Dec. 31, 1985 | 1,235,516.99 |
| Other Statutory Expenditures | 4,000.00 | Code Class # of Parcels % VAL'N | | Taxes Receivable | 280,094.69 |
| CETA And Other Public Employment Programs | | 1 Vacant Land 3227 26.21 | 15,317,209.00 | Tax Title Liens | 474,933.98 |
| MUNICIPAL FUNCTIONS | | 2 Residential 1262 57.27 | 33,470,032.00 | Foreclosed Property | 106,562.07 |
| CAPITAL IMPROVEMENTS | 10,000.00 | 3 Farm 137 4.47 | 2,615,525.00 | Emergencies & Other Deferred Charges | 65,000.00 |
| DEBT SERVICE | | 4a Commercial 53 2.85 | 1,667,550.00 | State and Federal Aid Receivable | 4,101.53 |
| Principal Payments | 4,000.00 | 4b Industrial 26 9.18 | 5,367,196.00 | Other Receivables | 191,931.43 |
| Interest Payments | 155.22 | 4c Apartments | | Total | 2,358,140.69 |
| DEFERRED CHARGES | | Total | 58,437,512.00 | LIABILITIES, RESERVES, AND SURPLUS | |
| SCHOOL, COUNTY, SPECIAL DISTRICT TAXES | 1,969,350.09 | Land Area 94.70 Sq. Miles | | Cash Liabilities | 819,565.11 |
| RESERVE FOR UNCOLLECTED TAXES | 464,439.63 | Net Valuation Taxable-Municipal | 59,941,768 | Reserves for Receivables | 907,312.17 |
| EXPENDITURES TOTAL | 3,494,019.36 | Net Valuation Taxable-County | 70,539,491 | Surplus Dec. 31, 1985 | 631,263.41 |
| | | State Equalized Valuation | 73,613,506 | Total | 2,358,140.69 |
| | | State Equalization Ratio | 81.05 | | |

0234
 Population 1980 **9,895**
 Population 1985 **9,784**
 S & P Rating
 Moody Rating **A1**

General Tax Rate Per \$100. **3.79**
 State Equalized Tax Rate **2.07**

MAYWOOD BOROUGH - BERGEN COUNTY
Form of Government:
Borough Council
Number of Members on Governing Body - 6

PER CAPITA:
 Gross Debt **212.09**
 Net Debt **130.12**
 Debt Service **16.46**
 Total Tax Levy **783.72**
 Municipal Expenditures **419.94**

PER CENT:
 Gross Debt **.62**
 Net Debt **.38**
 Tax Levy Collected **99.21**
 Tax Levy Cancelled, Abated or Adjusted **.02**

| EXPENDITURES | | REVENUES-REALIZED | | 1985 PROPERTY TAX | |
|---|---------------------|--|--|--|---------------------|
| GENERAL GOVERNMENT | | | | STATE EQUALIZED TAX RATE 1.11 | |
| Governing Body & Public Boards | | 1985 Property Taxes Collected | | Local District School Taxes | 4,108,308.50 |
| Municipal Clerk | | 1985 Payments in Lieu of Taxes | | Regional & Consolidated School Tax | |
| Financial Administration | 17,578.00 | Delinquent Tax & Lien Collections | | School Taxes in Municipal Budget | |
| Assessment of Taxes | 163,302.00 | Business Personalty Replacement Taxes | | County Taxes | 1,342,437.27 |
| Collection of Taxes | 62,110.00 | Taxes from Public Utilities | | County Library Taxes | |
| Planning, Housing & Development | 9,075.00 | Other Miscellaneous Tax Revenues | | Local Municipal Purpose Taxes | 2,176,045.38 |
| Human Resources | | State Aid Revenues | | Veteran & Senior Citizen Taxes | 104,850.00 |
| Elections | | Federal Aid Revenues | | Total Taxes for Rate Computation | 7,731,641.15 |
| General Administration (other) | 278,463.83 | State and Local Fiscal Assistance Act Utilized | | Special District Taxes | |
| JUDICIARY | | Sole of Acquired Property | | Bank Corp. Taxes | 21,556.72 |
| Municipal Courts | 62,870.00 | Other Miscellaneous Revenues | | Added and Omitted Taxes | 19,562.69 |
| PUBLIC SAFETY | | Total | | Total Taxes Levied - ABSTRACT | 7,667,910.56 |
| Fire Protection | 135,733.00 | Prior Years Surplus Appropriated | | Total Taxes Billed | 7,655,701.80 |
| Police Protection | 1,028,580.00 | REVENUES TOTAL | | 1985 TAXES COLLECTED | 7,595,568.39 |
| Civil Defense & Disaster Control | 2,300.00 | Reserve For Uncollected Taxes | | 1985 Taxes Cancelled, Abated or Adjusted | 1,758.28 |
| Environmental Inspection & Control | 56,110.00 | CAPITAL OUTLAY TOTAL | | Transfer to Tax Title Liens or Foreclosed | 363.84 |
| Other Public Safety | 1,395.00 | | | Balance Outstanding Dec. 31, 1985 | 58,011.29 |
| PUBLIC WORKS | | Public Enterprises | | PRIOR YEARS TAXES OUTSTANDING | |
| Streets and Drainage | 349,270.00 | Recreation—Culture | | Balance January 1, 1985 | 43,517.43 |
| Sewers and Sewage Processing | 492,814.00 | Public Works | | Collected in 1985 | 43,517.43 |
| Garbage and Trash Disposal | 276,403.00 | Buildings and Grounds | | Cancelled, Abated or Adjusted 1985 | |
| Public Buildings and Grounds | 106,364.00 | Library and Education | | Transfers to Tax Title Liens or Foreclosed | |
| Other Public Works | 32,000.00 | Conservation | | Balance December 31, 1985 | |
| HEALTH and WELFARE | | All Other | | TAX TITLE LIENS OUTSTANDING | |
| Health Services Except Environmental | 43,815.00 | CAPITAL DEBT AUTHORIZED, DECEMBER 31, 1985 | | Balance January 1, 1985 | 5,167.12 |
| Welfare-Public Assistance | 9,800.00 | ISSUED AND UNISSUED GROSS DEBT NET DEBT | | Transfer From Taxes | 363.84 |
| Hospitals, Clinics, First Aid | 10,400.00 | School 800,000 | | Redeemed in 1985 | |
| Animal, Insect, & Rodent Control | | Self-liquidating 57,000 | | Cancelled, Abated or Adjusted (1985) | |
| Other Welfare Services | 300.00 | Other 1,218,063 | | Transfers to Foreclosed Property | |
| RECREATION and CONSERVATION | | Total 2,075,063 | | Balance December 31, 1985 | 5,530.96 |
| Beaches and Boardwalks | | ISSUED AND OUTSTANDING | | PROPERTY ACQUIRED BY DEED OR | |
| Parks, Playgrounds, Shade Trees | 52,141.00 | School | | FORECLOSURE | |
| Land Reclamation & Conservation | | Self-Liquidating | | Balance January 1, 1985 | 365,119.00 |
| Other Recreational Services | 42,764.00 | Other | | Transfers From Taxes or Liens | |
| EDUCATION (excluding schools) | | Total | | Sale for Cash (1985) | |
| Libraries | 166,140.00 | EQUALIZED VALUATION BASIS | | Cancelled, Abated or Adjusted (1985) | |
| Other Educational Services | | FOR NET DEBT COMPUTATION | | Balance December 31, 1985 | 365,119.00 |
| STATUTORY EXPENDITURES | | REAL PROPERTY VALUATIONS | | CURRENT FINANCES DECEMBER 31, 1985 | |
| Pensions & F. I. C. A. | 258,709.77 | Code Class # of Parcels % VAL'N | | ASSETS | |
| Employee Fringe Benefits | 168,024.00 | 1 Vacant Land 63 .47 | | Cash Dec. 31, 1985 | 715,325.36 |
| Other Statutory Expenditures | 1,000.00 | 2 Residential 2737 77.54 | | Taxes Receivable | 58,011.29 |
| CETA And Other Public Employment Programs | | 3 Farm | | Tax Title Liens | 5,530.96 |
| MUNICIPAL FUNCTIONS TOTAL | 3,827,461.60 | 4a Commercial 97 8.27 | | Foreclosed Property | 365,119.00 |
| CAPITAL IMPROVEMENTS *MEMO* | 13,600.00 | 4b Industrial 25 9.95 | | Emergencies & Other Deferred Charges | 138,400.00 |
| DEBT SERVICE | | 4c Apartments 11 3.77 | | State and Federal Aid Receivable | 23,261.56 |
| Principal Payments | 94,400.00 | Total 2933 | | Other Receivables | 6,264.65 |
| Interest Payments | 66,615.00 | Land Area 1.30 Sq. Miles | | Total | 1,311,912.82 |
| DEFERRED CHARGES | 3,150.00 | Net Valuation Taxable-Municipal | | LIABILITIES, RESERVES, AND SURPLUS | |
| SCHOOL, COUNTY, SPECIAL DISTRICT TAXES | 5,450,745.77 | Net Valuation Taxable-County | | Cash Liabilities | 569,861.76 |
| RESERVE FOR UNCOLLECTED TAXES | 117,081.40 | State Equalized Valuation | | Reserves for Receivables | 434,925.90 |
| EXPENDITURES TOTAL | 9,559,453.77 | State Equalization Ratio | | Surplus Dec. 31, 1985 | 307,125.16 |
| | | | | Total | 1,311,912.82 |

0320
Population 1980 17,622
Population 1985 19,855
S & P Rating
Moody Rating A

General Tax Rate Per \$100.

State Equalized Tax Rate
3.84
2.11

MEDFORD TOWNSHIP – BURLINGTON CO.

Form of Government:

Council-Manager Plan E (OMCL 50)

Number of Members on Governing Body – 5

PER CAPITA:

Gross Debt 1,258.77
Net Debt 167.09
Debt Service 25.62
Total Tax Levy 736.07
Municipal Expenditures 275.93

PER CENT:

Gross Debt 4.19
Net Debt .56
Tax Levy Collected 95.92
Tax Levy Cancelled, Abated or Adjusted .06

| EXPENDITURES | | REVENUES-REALIZED | | 1985 PROPERTY TAX | |
|---|---------------|--|--|--|--------------------|
| GENERAL GOVERNMENT | | 1985 Property Taxes Collected | | STATE EQUALIZED TAX RATE | |
| Governing Body & Public Boards | 12,000.00 | 14,003,163.72 | | Local District School Taxes | .79 5,307,286.00 |
| Municipal Clerk | 60,130.00 | 1985 Payments in Lieu of Taxes | | Regional & Consolidated School Tax | .49 3,288,418.57 |
| Financial Administration | 85,381.00 | 531,104.17 | | School Taxes in Municipal Budget | |
| Assessment of Taxes | 50,495.00 | Delinquent Tax & Lien Collections | | County Taxes | .55 3,694,270.78 |
| Collection of Taxes | 41,085.00 | 87,655.92 | | County Library Taxes | .03 206,781.78 |
| Planning, Housing & Development | 193,040.00 | Business Personalty Replacement Taxes | | Local Municipal Purpose Taxes | .24 1,618,568.33 |
| Human Resources | | Taxes from Public Utilities | | Veteran & Senior Citizen Taxes | |
| Elections | | 1,408,101.00 | | Total Taxes for Rate Computation | 2.10 14,201,975.46 |
| General Administration (other) | 422,693.00 | Other Miscellaneous Tax Revenues | | Special District Taxes | |
| JUDICIARY | | State Aid Revenues | | Bank Corp. Taxes | 17,045.24 |
| Municipal Courts | 56,300.00 | Federal Aid Revenues | | Added and Omitted Taxes | 482,226.13 |
| PUBLIC SAFETY | | State and Local Fiscal Assistance Act Utilized | | Total Taxes Levied - ABSTRACT | 14,614,596.83 |
| Fire Protection | 77,617.00 | Sale of Acquired Property | | Total Taxes Billed | 14,599,420.55 |
| Police Protection | 1,177,676.00 | Other Miscellaneous Revenues | | 1985 TAXES COLLECTED | 14,003,163.72 |
| Civil Defense & Disaster Control | 7,260.00 | Prior Years Surplus Appropriated | | 1985 Taxes Cancelled, Abated or Adjusted | 8,691.73 |
| Environmental Inspection & Control | 99,758.00 | REVENUES | | Transfer to Tax Title Liens or Foreclosed | |
| Other Public Safety | | Reserve For Uncollected Taxes | | Balance Outstanding Dec. 31, 1985 | 587,565.10 |
| PUBLIC WORKS | | CAPITAL OUTLAY | | PRIOR YEARS TAXES OUTSTANDING | |
| Streets and Drainage | 459,076.00 | Public Enterprises | | Balance January 1, 1985 | 531,401.03 |
| Sewers and Sewage Processing | 476,220.00 | Recreation—Culture | | Collected in 1985 | 524,674.31 |
| Garbage and Trash Disposal | 47,572.00 | Public Works | | Cancelled, Abated or Adjusted 1985 | 3,247.63 |
| Public Buildings and Grounds | 137,292.00 | Buildings and Grounds | | Transfers to Tax Title Liens or Foreclosed | 2,278.30 |
| Other Public Works | 38,015.00 | Library and Education | | Balance December 31, 1985 | 1,200.79 |
| HEALTH and WELFARE | | Conservation | | TAX TITLE LIENS OUTSTANDING | |
| Health Services Except Environmental | | All Other | | Balance January 1, 1985 | 59,687.99 |
| Welfare-Public Assistance | 2,000.00 | CAPITAL DEBT AUTHORIZED, DECEMBER 31, 1985 | | Transfer From Taxes | 2,278.30 |
| Hospitals, Clinics, First Aid | | ISSUED AND UNISSUED | | Redeemed in 1985 | 6,429.86 |
| Animal, Insect, & Rodent Control | 25,200.00 | GROSS DEBT | | Cancelled, Abated or Adjusted (1985) | |
| Other Welfare Services | 3,200.00 | SCHOOL | | Transfers to Foreclosed Property | |
| RECREATION and CONSERVATION | | Self-liquidating | | Balance December 31, 1985 | 55,536.43 |
| Beaches and Boardwalks | 1,100.00 | Other | | PROPERTY ACQUIRED BY DEED OR FORECLOSURE | |
| Parks, Playgrounds, Shade Trees | 67,055.00 | Total | | Balance January 1, 1985 | 88,100.00 |
| Land Reclamation & Conservation | 1,100.00 | ISSUED AND OUTSTANDING | | Transfers From Taxes or Liens | |
| Other Recreational Services | 91,021.00 | SCHOOL | | Sale for Cash (1985) | |
| EDUCATION (excluding schools) | | Self-Liquidating | | Cancelled, Abated or Adjusted (1985) | |
| Libraries | 5,400.00 | Other | | Balance December 31, 1985 | 88,100.00 |
| Other Educational Services | 500.00 | Total | | CURRENT FINANCES DECEMBER 31, 1985 | |
| STATUTORY EXPENDITURES | | EQUALIZED VALUATION BASIS | | ASSETS | |
| Pensions & F. I. C. A. | 302,601.46 | FOR NET DEBT COMPUTATION | | Cash Dec. 31, 1985 | 6,839,210.65 |
| Employee Fringe Benefits | 129,500.00 | REAL PROPERTY VALUATIONS | | Taxes Receivable | 588,765.89 |
| Other Statutory Expenditures | 500.00 | Code Class # of Parcels % VAL'N | | Tax Title Liens | 55,536.43 |
| CETA And Other Public Employment Programs | | 1 Vacant Land 1013 4.05 | | Foreclosed Property | 88,100.00 |
| MUNICIPAL FUNCTIONS | 4,070,787.46 | 2 Residential 5223 81.78 | | Emergencies & Other Deferred Charges | 97,500.00 |
| CAPITAL IMPROVEMENTS | 60,000.00 | 3 Farm 312 2.04 | | State and Federal Aid Receivable | 25,741.04 |
| DEBT SERVICE | | 4a Commercial 189 8.90 | | Other Receivables | 13,860.78 |
| Principal Payments | 394,000.00 | 4b Industrial 8 .51 | | Total | 7,708,714.79 |
| Interest Payments | 114,732.98 | 4c Apartments 6 2.70 | | LIABILITIES, RESERVES, AND SURPLUS | |
| DEFERRED CHARGES | 35,605.69 | Total 6751 | | Cash Liabilities | 4,004,219.69 |
| SCHOOL, COUNTY, SPECIAL DISTRICT TAXES | 12,496,757.13 | Land Area 40.29 Sq. Miles | | Reserves for Receivables | 746,263.10 |
| RESERVE FOR UNCOLLECTED TAXES | 863,402.97 | Net Valuation Taxable-Municipal | | Surplus Dec. 31, 1985 | 2,958,232.00 |
| EXPENDITURES | 17,975,286.23 | Net Valuation Taxable-County | | Total | 7,708,714.79 |
| | | State Equalized Valuation | | | |
| | | State Equalization Ratio | | | |

0321
 Population 1980 **4,958**
 Population 1985 **5,175**
 S & P Rating
 Moody Rating **A1**

General Tax Rate Per \$100. **2.42**
 State Equalized Tax Rate **2.31**

MEDFORD LAKES BORO. - BURLINGTON CO.
Form of Government:
Council-Manager (1923)
Number of Members on Governing Body - 3

PER CAPITA:
 Gross Debt **458.82**
 Net Debt **245.74**
 Debt Service **38.85**
 Total Tax Levy **608.44**
 Municipal Expenditures **300.88**

PER CENT:
 Gross Debt **1.85**
 Net Debt **.99**
 Tax Levy Collected **97.89**
 Tax Levy Cancelled, Abated or Adjusted

| EXPENDITURES | | REVENUES-REALIZED | | 1985 PROPERTY TAX | |
|---|---------------------|---|-----------------------|--|---------------------|
| GENERAL GOVERNMENT | | | | STATE EQUALIZED TAX RATE | |
| Governing Body & Public Boards | | 1985 Property Taxes Collected | 3,072,229.75 | Local District School Taxes | .71 |
| Municipal Clerk | 9,500.00 | 1985 Payments in Lieu of Taxes | | Regional & Consolidated School Tax | .61 |
| Financial Administration | | Delinquent Tax & Lien Collections | 72,499.31 | School Taxes in Municipal Budget | |
| Assessment of Taxes | 11,359.55 | Business Personalty Replacement Taxes | 6,492.84 | County Taxes | .57 |
| Collection of Taxes | 1,800.00 | Taxes from Public Utilities | 244,014.38 | County Library Taxes | .03 |
| Planning, Housing & Development | 13,102.34 | Other Miscellaneous Tax Revenues | | Local Municipal Purpose Taxes | .39 |
| Human Resources | | State Aid Revenues | 92,464.04 | Veteran & Senior Citizen Taxes | |
| Elections | | Federal Aid Revenues | | Total Taxes for Rate Computation | 2.31 |
| General Administration (other) | 249,379.47 | State and Local Fiscal Assistance Act Utilized | 23,808.41 | Special District Taxes | |
| JUDICIARY | | Sale of Acquired Property | | Bank Corp. Taxes | 10,762.35 |
| Municipal Courts | 19,036.25 | Other Miscellaneous Revenues | 295,064.55 | Added and Omitted Taxes | 4,618.22 |
| PUBLIC SAFETY | | Total | 3,806,573.28 | Total Taxes Levied - ABSTRACT | 3,148,658.34 |
| Fire Protection | 14,970.00 | Prior Years Surplus Appropriated | 300,000.00 | Total Taxes Billed | 3,138,424.44 |
| Police Protection | 288,935.50 | REVENUES TOTAL | 4,106,573.28 | 1985 TAXES COLLECTED | 3,072,229.75 |
| Civil Defense & Disaster Control | 500.00 | Reserve For Uncollected Taxes | 108,798.70 | 1985 Taxes Cancelled, Abated or Adjusted | |
| Environmental Inspection & Control | 10,398.05 | | | Transfer to Tax Title Liens or Foreclosed | 2,384.68 |
| Other Public Safety | | | | Balance Outstanding Dec. 31, 1985 | 63,810.01 |
| PUBLIC WORKS | | CAPITAL OUTLAY | TOTAL | PRIOR YEARS TAXES OUTSTANDING | |
| Streets and Drainage | 260,233.87 | Public Enterprises | 25,204.53 | Balance January 1, 1985 | 74,032.43 |
| Sewers and Sewage Processing | | Recreation—Culture | | Collected in 1985 | 70,054.46 |
| Garbage and Trash Disposal | 145,500.00 | Public Works | 106,124.44 | Cancelled, Abated or Adjusted 1985 | |
| Public Buildings and Grounds | 19,012.50 | Buildings and Grounds | 23,679.00 | Transfers to Tax Title Liens or Foreclosed | 1,063.29 |
| Other Public Works | 32,500.00 | Library and Education | | Balance December 31, 1985 | 2,914.68 |
| HEALTH and WELFARE | | Conservation | | TAX TITLE LIENS OUTSTANDING | |
| Health Services Except Environmental | 850.00 | All Other | | Balance January 1, 1985 | 9,270.12 |
| Welfare-Public Assistance | 1,650.00 | | | Transfer From Taxes | 3,654.07 |
| Hospitals, Clinics, First Aid | | CAPITAL DEBT AUTHORIZED, DECEMBER 31, 1985 | | Redeemed in 1985 | 2,444.85 |
| Animal, Insect, & Rodent Control | 8,000.00 | ISSUED AND UNISSUED | | Cancelled, Abated or Adjusted (1985) | |
| Other Welfare Services | | School | 757,571 | Transfers to Foreclosed Property | |
| RECREATION and CONSERVATION | | Self-liquidating | 345,100 | Balance December 31, 1985 | 10,479.34 |
| Beaches and Boardwalks | | Other | 1,271,700 | PROPERTY ACQUIRED BY DEED OR | |
| Parks, Playgrounds, Shade Trees | | Total | 2,374,371 | FORECLOSURE | |
| Land Reclamation & Conservation | 300.00 | | | Balance January 1, 1985 | |
| Other Recreational Services | | ISSUED AND OUTSTANDING | | Transfers From Taxes or Liens | |
| EDUCATION (excluding schools) | | School | 734,733.00 | Sale for Cash (1985) | |
| Libraries | | Self-Liquidating | 345,100.00 | Cancelled, Abated or Adjusted (1985) | |
| Other Educational Services | | Other | 1,271,700.00 | Balance December 31, 1985 | |
| STATUTORY EXPENDITURES | | Total | 2,351,533.00 | CURRENT FINANCES DECEMBER 31, 1985 | |
| Pensions & F. I. C. A. | 86,614.66 | EQUALIZED VALUATION BASIS | | ASSETS | |
| Employee Fringe Benefits | 41,000.00 | FOR NET DEBT COMPUTATION | 128,302,978 | Cash Dec. 31, 1985 | 1,184,359.94 |
| Other Statutory Expenditures | 2,000.00 | REAL PROPERTY VALUATIONS | | Taxes Receivable | 66,724.69 |
| CETA And Other Public Employment Programs | | Code Class # of Parcels % VAL'N | | Tax Title Liens | 10,479.34 |
| MUNICIPAL FUNCTIONS | | 1 Vacant Land 52 .45 | 580,000.00 | Foreclosed Property | |
| CAPITAL IMPROVEMENTS | *MEMO* | 2 Residential 1515 97.72 | 125,864,900.00 | Emergencies & Other Deferred Charges | 23,240.00 |
| DEBT SERVICE | | 3 Farm | | State and Federal Aid Receivable | 40,800.00 |
| Principal Payments | 95,100.00 | 4a Commercial 16 1.83 | 2,360,200.00 | Other Receivables | 38,813.84 |
| Interest Payments | 105,938.05 | 4b Industrial | | Total | 1,364,417.81 |
| | | 4c Apartments | | LIABILITIES, RESERVES, AND SURPLUS | |
| | | Total 1583 | 128,805,100.00 | Cash Liabilities | 702,064.66 |
| DEFERRED CHARGES | 30,581.60 | Land Area 1.25 Sq. Miles | | Reserves for Receivables | 116,017.87 |
| SCHOOL, COUNTY, SPECIAL DISTRICT TAXES | 2,602,046.54 | Net Valuation Taxable-Municipal | 129,442,607 | Surplus Dec. 31, 1985 | 546,335.28 |
| RESERVE FOR UNCOLLECTED TAXES | 108,798.70 | Net Valuation Taxable-County | 129,086,259 | Total | 1,364,417.81 |
| EXPENDITURES | 4,159,107.08 | State Equalized Valuation | 135,526,082 | | |
| | | State Equalization Ratio | 95.49 | | |

1418
 Population 1980 **4,899**
 Population 1985 **5,178**
 S & P Rating
 Moody Rating **AA**

General Tax Rate Per \$100.

State Equalized Tax Rate
3.93
1.94

MENDHAM BOROUGH – MORRIS COUNTY
Form of Government:
Borough Council
Number of Members on Governing Body – 6

PER CAPITA:
 Gross Debt **585.70**
 Net Debt **309.29**
 Debt Service **41.60**
 Total Tax Levy **1,160.65**
 Municipal Expenditures **431.24**

PER CENT:
 Gross Debt **1.12**
 Net Debt **.59**
 Tax Levy Collected **98.27**
 Tax Levy Cancelled, Abated or Adjusted **.02**

| EXPENDITURES | | REVENUES-REALIZED | | 1985 PROPERTY TAX | |
|---|---------------------|--|---------------------|--|---------------------|
| GENERAL GOVERNMENT | | | | STATE EQUALIZED TAX RATE | |
| Governing Body & Public Boards | | 1985 Property Taxes Collected | 5,910,426.33 | Local District School Taxes | .65 |
| Municipal Clerk | | 1985 Payments in Lieu of Taxes | | Regional & Consolidated School Tax | .66 |
| Financial Administration | 37,077.00 | Delinquent Tax & Lien Collections | 168,098.55 | School Taxes in Municipal Budget | |
| Assessment of Taxes | 13,657.00 | Business Personalty Replacement Taxes | 47,001.72 | County Taxes | .35 |
| Collection of Taxes | 20,778.00 | Taxes from Public Utilities | 360,733.00 | County Library Taxes | .01 |
| Planning, Housing & Development | 14,010.00 | Other Miscellaneous Tax Revenues | | Local Municipal Purpose Taxes | .27 |
| Human Resources | | State Aid Revenues | 59,253.52 | Veteran & Senior Citizen Taxes | |
| Elections | | Federal Aid Revenues | | Total Taxes for Rate Computation | 1.94 |
| General Administration (other) | 256,846.00 | State and Local Fiscal Assistance Act Utilized | 26,499.70 | Special District Taxes | |
| JUDICIARY | | Sale of Acquired Property | | Bank Corp. Taxes | |
| Municipal Courts | 19,499.00 | Other Miscellaneous Revenues | 423,267.08 | Added and Omitted Taxes | |
| PUBLIC SAFETY | | Total | 6,995,279.90 | Total Taxes Levied - ABSTRACT | 130,657.77 |
| Fire Protection | 19,090.00 | Prior Years Surplus Appropriated | 587,500.00 | Total Taxes Billed | 6,009,842.48 |
| Police Protection | 499,805.00 | REVENUES TOTAL | 7,582,779.90 | 1985 TAXES COLLECTED | 5,910,426.33 |
| Civil Defense & Disaster Control | 668.00 | Reserve For Uncollected Taxes | 265,301.08 | 1985 Taxes Cancelled, Abated or Adjusted | 1,231.72 |
| Environmental Inspection & Control | 108,235.00 | CAPITAL OUTLAY TOTAL | 265,615.45 | Transfer to Tax Title Liens or Foreclosed | |
| Other Public Safety | | Public Enterprises | | Balance Outstanding Dec. 31, 1985 | 103,000.60 |
| PUBLIC WORKS | | Recreation—Culture | | PRIOR YEARS TAXES OUTSTANDING | |
| Streets and Drainage | 347,336.00 | Public Works | 577.59 | Balance January 1, 1985 | 168,098.55 |
| Sewers and Sewage Processing | | Buildings and Grounds | 265,037.86 | Collected in 1985 | 168,098.55 |
| Garbage and Trash Disposal | | Library and Education | | Cancelled, Abated or Adjusted 1985 | |
| Public Buildings and Grounds | 80,331.00 | Conservation | | Transfers to Tax Title Liens or Foreclosed | |
| Other Public Works | 68,450.00 | All Other | | Balance December 31, 1985 | |
| HEALTH and WELFARE | | CAPITAL DEBT AUTHORIZED, DECEMBER 31, 1985 | | TAX TITLE LIENS OUTSTANDING | |
| Health Services Except Environmental | 27,459.92 | ISSUED AND UNISSUED | | Balance January 1, 1985 | |
| Welfare-Public Assistance | 1,935.00 | SCHOOL GROSS DEBT | 779,250 | Transfer From Taxes | |
| Hospitals, Clinics, First Aid | | Self-Liquidating | 954,000 | Redeemed in 1985 | |
| Animal, Insect, & Rodent Control | 3,000.00 | Other | 1,299,500 | Cancelled, Abated or Adjusted (1985) | |
| Other Welfare Services | | Total | 3,032,750 | Transfers to Foreclosed Property | |
| RECREATION and CONSERVATION | | ISSUED AND OUTSTANDING | | Balance December 31, 1985 | |
| Beaches and Boardwalks | | School | 779,250.97 | PROPERTY ACQUIRED BY DEED OR | |
| Parks, Playgrounds, Shade Trees | 54,398.08 | Self-Liquidating | 954,000.00 | FORECLOSURE | |
| Land Reclamation & Conservation | 620.00 | Other | 1,157,000.00 | Balance January 1, 1985 | 2,900.00 |
| Other Recreational Services | 2,700.00 | Total | 2,890,250.97 | Transfers From Taxes or Liens | |
| EDUCATION (excluding schools) | | EQUALIZED VALUATION BASIS | | Sale for Cash (1985) | |
| Libraries | 8,500.00 | FOR NET DEBT COMPUTATION | 269,645,713 | Cancelled, Abated or Adjusted (1985) | |
| Other Educational Services | | REAL PROPERTY VALUATIONS | | Balance December 31, 1985 | 2,900.00 |
| STATUTORY EXPENDITURES | | Code Class # of Parcels % VAL'N | | CURRENT FINANCES DECEMBER 31, 1985 | |
| Pensions & F. I. C. A. | 113,581.13 | | | ASSETS | |
| Employee Fringe Benefits | 40,200.00 | 1 Vacant Land | 175 3.74 | Cash Dec. 31, 1985 | 2,510,064.90 |
| Other Statutory Expenditures | 500.00 | 2 Residential | 1446 86.28 | Taxes Receivable | 103,000.60 |
| CETA And Other Public Employment Programs | | 3 Farm | 67 3.12 | Tax Title Liens | |
| MUNICIPAL FUNCTIONS TOTAL | 1,738,676.13 | 4a Commercial | 42 6.53 | Foreclosed Property | 2,900.00 |
| CAPITAL IMPROVEMENTS *MEMO* | 8,350.00 | 4b Industrial | | Emergencies & Other Deferred Charges | 85,800.00 |
| DEBT SERVICE | | 4c Apartments | 4 .34 | State and Federal Aid Receivable | 1,552.50 |
| Principal Payments | 125,000.00 | Total | 1734 | Other Receivables | 26,313.09 |
| Interest Payments | 90,394.50 | Land Area 6.00 Sq. Miles | | Total | 2,729,631.09 |
| DEFERRED CHARGES | 13,600.00 | Net Valuation Taxable-Municipal | 149,720,124 | LIABILITIES, RESERVES, AND SURPLUS | |
| SCHOOL, COUNTY, SPECIAL DISTRICT TAXES | 5,060,037.47 | Net Valuation Taxable-County | 290,414,434 | Cash Liabilities | 1,771,344.74 |
| RESERVE FOR UNCOLLECTED TAXES | 265,301.08 | State Equalized Valuation | 302,024,989 | Reserves for Receivables | 132,213.69 |
| EXPENDITURES TOTAL | 7,293,009.18 | State Equalization Ratio | 49.34 | Surplus Dec. 31, 1985 | 826,072.66 |

1419

Population 1980 **4,488**
 Population 1985 **4,564**
 S & P Rating
 Moody Rating **AA**

General Tax Rate Per \$100.

4.48

State Equalized Tax Rate

1.92**MENDHAM TOWNSHIP – MORRIS COUNTY****Form of Government:****Township Committee****Number of Members on Governing Body – 5**

PER CAPITA:

Gross Debt **761.83**
 Net Debt **477.38**
 Debt Service **57.59**
 Total Tax Levy **1,546.33**
 Municipal Expenditures **559.40**

PER CENT:

Gross Debt **1.10**
 Net Debt **.69**
 Tax Levy Collected **96.94**
 Tax Levy Cancelled, Abated or Adjusted **.52**

| EXPENDITURES | | REVENUES-REALIZED | | 1985 PROPERTY TAX | |
|--|---------------------|--|-----------------------|---|---------------------|
| GENERAL GOVERNMENT | | | | STATE EQUALIZED TAX RATE .55 | |
| Governing Body & Public Boards | | 1985 Property Taxes Collected | 6,839,174.33 | Local District School Taxes | 1,990,601.50 |
| Municipal Clerk | | 1985 Payments in Lieu of Taxes | | Regional & Consolidated School Tax | 2,282,883.49 |
| Financial Administration | 10,575.00 | Delinquent Tax & Lien Collections | 239,168.82 | School Taxes in Municipal Budget | |
| Assessment of Taxes | 14,900.00 | Business Personalty Replacement Taxes | 14,448.16 | County Taxes | 1,214,492.64 |
| Collection of Taxes | 52,329.00 | Taxes from Public Utilities | 392,013.00 | County Library Taxes | 48,027.34 |
| Planning, Housing & Development | 23,588.00 | Other Miscellaneous Tax Revenues | | Local Municipal Purpose Taxes | 1,389,912.54 |
| Human Resources | | State Aid Revenues | 27,100.49 | Veteran & Senior Citizen Taxes | 17,300.00 |
| Elections | | Federal Aid Revenues | | Total Taxes for Rate Computation | 6,943,217.51 |
| General Administration (other) | 279,820.12 | State and Local Fiscal Assistance Act Utilized | 19,317.00 | Special District Taxes | |
| JUDICIARY | | Sale of Acquired Property | | Bank Corp. Taxes | 2,769.09 |
| Municipal Courts | 3,170.00 | Other Miscellaneous Revenues | 417,042.06 | Added and Omitted Taxes | 128,751.16 |
| PUBLIC SAFETY | | Total | 7,948,263.86 | Total Taxes Levied - ABSTRACT | 7,057,437.76 |
| Fire Protection | 51,250.00 | Prior Years Surplus Appropriated | 510,000.00 | Total Taxes Billed | 7,054,788.70 |
| Police Protection | 502,995.00 | REVENUES TOTAL | 8,458,263.86 | 1985 TAXES COLLECTED | 6,839,174.33 |
| Civil Defense & Disaster Control | 100.00 | Reserve For Uncollected Taxes | 439,194.76 | 1985 Taxes Cancelled, Abated or Adjusted | 36,660.96 |
| Environmental Inspection & Control | 40,700.00 | CAPITAL OUTLAY TOTAL | 487,530.08 | Transfer to Tax Title Liens or Foreclosed | 2,065.28 |
| Other Public Safety | | | | Balance Outstanding Dec. 31, 1985 | 176,888.13 |
| PUBLIC WORKS | | | | PRIOR YEARS TAXES OUTSTANDING | |
| Streets and Drainage | 410,700.00 | Public Enterprises | | Balance January 1, 1985 | 234,727.76 |
| Sewers and Sewage Processing | | Recreation—Culture | 453,823.70 | Collected in 1985 | 229,971.65 |
| Garbage and Trash Disposal | 22,650.00 | Public Works | 33,706.38 | Cancelled, Abated or Adjusted 1985 | 4,756.11 |
| Public Buildings and Grounds | 75,845.00 | Buildings and Grounds | | Transfers to Tax Title Liens or Foreclosed | |
| Other Public Works | | Library and Education | | Balance December 31, 1985 | |
| HEALTH and WELFARE | | Conservation | | TAX TITLE LIENS OUTSTANDING | |
| Health Services Except Environmental | 21,225.00 | All Other | | Balance January 1, 1985 | 30,137.37 |
| Welfare-Public Assistance | 1,100.00 | CAPITAL DEBT AUTHORIZED, DECEMBER 31, 1985 | | Transfer From Taxes | 2,065.28 |
| Hospitals, Clinics, First Aid | | ISSUED AND UNISSUED | | Redeemed in 1985 | 9,197.17 |
| Animal, Insect, & Rodent Control | 1,850.00 | School | 1,298,251 | Cancelled, Abated or Adjusted (1985) | |
| Other Welfare Services | | Self-Liquidating | | Transfers to Foreclosed Property | |
| RECREATION and CONSERVATION | | Other | 2,178,750 | Balance December 31, 1985 | 23,005.48 |
| Beaches and Boardwalks | | Total | 3,477,001 | PROPERTY ACQUIRED BY DEED OR FORECLOSURE | |
| Parks, Playgrounds, Shade Trees | 850.00 | ISSUED AND OUTSTANDING | | Balance January 1, 1985 | |
| Land Reclamation & Conservation | 20,585.00 | School | 1,298,251.25 | Transfers From Taxes or Liens | |
| Other Recreational Services | | Self-Liquidating | | Sale for Cash (1985) | |
| EDUCATION (excluding schools) | | Other | 2,178,750.00 | Cancelled, Abated or Adjusted (1985) | |
| Libraries | 18,375.00 | Total | 3,477,001.25 | Balance December 31, 1985 | |
| Other Educational Services | 150.00 | EQUALIZED VALUATION BASIS | | CURRENT FINANCES DECEMBER 31, 1985 | |
| STATUTORY EXPENDITURES | | FOR NET DEBT COMPUTATION | 315,457,736 | ASSETS | |
| Pensions & F. I. C. A. | 144,342.00 | REAL PROPERTY VALUATIONS | | Cash Dec. 31, 1985 | 1,543,268.45 |
| Employee Fringe Benefits | 37,420.00 | Code Class # of Parcels % VAL'N | | Taxes Receivable | 176,888.13 |
| Other Statutory Expenditures | 1,000.00 | 1 Vacant Land 175 3.97 | 6,106,900.00 | Tax Title Liens | 23,005.48 |
| CETA And Other Public Employment Programs | | 2 Residential 1376 90.37 | 139,018,100.00 | Foreclosed Property | |
| MUNICIPAL FUNCTIONS | | 3 Farm 122 3.26 | 5,009,800.00 | Emergencies & Other Deferred Charges | |
| CAPITAL IMPROVEMENTS | *MEMO* | 4a Commercial 7 2.41 | 3,700,300.00 | State and Federal Aid Receivable | 105.00 |
| DEBT SERVICE | | 4b Industrial | | Other Receivables | 3,972.72 |
| Principal Payments | 145,000.00 | 4c Apartments | | Total | 1,747,239.78 |
| Interest Payments | 117,822.48 | Total 1680 | 153,835,100.00 | LIABILITIES, RESERVES, AND SURPLUS | |
| DEFERRED CHARGES | | Land Area 17.60 Sq. Miles | | Cash Liabilities | 378,503.94 |
| SCHOOL, COUNTY, SPECIAL DISTRICT TAXES | 5,536,004.97 | Net Valuation Taxable-Municipal | 154,599,052 | Reserves for Receivables | 203,866.33 |
| RESERVE FOR UNCOLLECTED TAXES | 439,194.76 | Net Valuation Taxable-County | 335,936,296 | Surplus Dec. 31, 1985 | 1,164,869.51 |
| EXPENDITURES | | State Equalized Valuation | 360,275,754 | Total | 1,747,239.78 |
| TOTAL | 8,089,101.20 | State Equalization Ratio | 42.79 | | |

0424
Population 1980 3,972
Population 1985 3,950
S & P Rating
Moody Rating BAA1

General Tax Rate Per \$100.

3.19
State Equalized Tax Rate
3.20

MERCHANTVILLE BOROUGH – CAMDEN CO.
Form of Government:
Borough Council
Number of Members on Governing Body – 6

PER CAPITA:

Gross Debt 207.21
Net Debt 110.24
Debt Service 27.03
Total Tax Levy 823.11
Municipal Expenditures 452.87

PER CENT:

Gross Debt 1.01
Net Debt .54
Tax Levy Collected 97.67
Tax Levy Cancelled, Abated or Adjusted .02

| EXPENDITURES | | REVENUES-REALIZED | | 1985 PROPERTY TAX | |
|--|--------------|---|---------------|--|--------------|
| GENERAL GOVERNMENT | | 1985 Property Taxes Collected | | STATE EQUALIZED TAX RATE | |
| Governing Body & Public Boards | | | 3,150,584.91 | Local District School Taxes | 1.33 |
| Municipal Clerk | | | | Regional & Consolidated School Tax | |
| Financial Administration | 19,900.00 | 1985 Payments in Lieu of Taxes | | School Taxes in Municipal Budget | |
| Assessment of Taxes | 4,080.00 | Delinquent Tax & Lien Collections | 50,520.14 | County Taxes | 1.06 |
| Collection of Taxes | 14,025.00 | Business Personalty Replacement Taxes | 29,519.12 | County Library Taxes | .03 |
| Planning, Housing & Development | 10,650.00 | Taxes from Public Utilities | 332,219.00 | Local Municipal Purpose Taxes | .78 |
| Human Resources | 10,103.69 | Other Miscellaneous Tax Revenues | | Veteran & Senior Citizen Taxes | |
| Elections | 3,798.39 | State Aid Revenues | 120,038.44 | Total Taxes for Rate Computation | 3.20 |
| General Administration (other) | 203,960.00 | Federal Aid Revenues | | Special District Taxes | |
| JUDICIARY | | State and Local Fiscal Assistance Act Utilized | 15,640.00 | Bank Corp. Taxes | 27,228.37 |
| Municipal Courts | 15,225.00 | Sale of Acquired Property | | Added and Omitted Taxes | 9,355.48 |
| PUBLIC SAFETY | | Other Miscellaneous Revenues | 406,649.75 | Total Taxes Levied - ABSTRACT | 3,251,275.90 |
| Fire Protection | 54,305.00 | Total | 4,105,171.36 | Total Taxes Billed | 3,225,886.21 |
| Police Protection | 450,369.11 | Prior Years Surplus Appropriated | 120,000.00 | 1985 TAXES COLLECTED | 3,150,584.91 |
| Civil Defense & Disaster Control | 40.00 | REVENUES | 4,225,171.36 | 1985 Taxes Cancelled, Abated or Adjusted | 740.08 |
| Environmental Inspection & Control | 250.00 | Reserve For Uncollected Taxes | 97,282.46 | Transfer to Tax Title Liens or Foreclosed | 17,011.09 |
| Other Public Safety | | CAPITAL OUTLAY | 74,067.85 | Balance Outstanding Dec. 31, 1985 | 57,550.13 |
| PUBLIC WORKS | | TOTAL | | PRIOR YEARS TAXES OUTSTANDING | |
| Streets and Drainage | 95,001.61 | Public Enterprises | | Balance January 1, 1985 | 57,104.35 |
| Sewers and Sewage Processing | 243,168.04 | Recreation—Culture | | Collected in 1985 | 46,716.38 |
| Garbage and Trash Disposal | 212,080.00 | Public Works | 69,874.60 | Cancelled, Abated or Adjusted 1985 | |
| Public Buildings and Grounds | 30,147.00 | Buildings and Grounds | 4,193.25 | Transfers to Tax Title Liens or Foreclosed | 6,237.76 |
| Other Public Works | | Library and Education | | Balance December 31, 1985 | 4,150.21 |
| HEALTH and WELFARE | | Conservation | | TAX TITLE LIENS OUTSTANDING | |
| Health Services Except Environmental | 995.00 | All Other | | Balance January 1, 1985 | 19,185.99 |
| Welfare-Public Assistance | 4,995.00 | CAPITAL DEBT AUTHORIZED, DECEMBER 31, 1985 | | Transfer From Taxes | 23,722.99 |
| Hospitals, Clinics, First Aid | | ISSUED AND UNISSUED | | Redeemed in 1985 | 3,803.76 |
| Animal, Insect, & Rodent Control | | GROSS DEBT | | Cancelled, Abated or Adjusted (1985) | |
| Other Welfare Services | | School | | Transfers to Foreclosed Property | 4,072.15 |
| RECREATION and CONSERVATION | | Self-liquidating | 108,041 | Balance December 31, 1985 | 35,033.07 |
| Beaches and Boardwalks | | Other | 710,453 | PROPERTY ACQUIRED BY DEED OR | |
| Parks, Playgrounds, Shade Trees | | Total | 818,495 | FORECLOSURE | |
| Land Reclamation & Conservation | | ISSUED AND OUTSTANDING | | Balance January 1, 1985 | 10,508.92 |
| Other Recreational Services | 7,925.00 | School | | Transfers From Taxes or Liens | 4,541.08 |
| EDUCATION (excluding schools) | | Self-liquidating | | Sale for Cash (1985) | |
| Libraries | | Other | | Cancelled, Abated or Adjusted (1985) | |
| Other Educational Services | 300.00 | Total | 746,041.40 | Balance December 31, 1985 | 15,050.00 |
| STATUTORY EXPENDITURES | | EQUALIZED VALUATION BASIS | | CURRENT FINANCES DECEMBER 31, 1985 | |
| Pensions & F. I. C. A. | 125,570.00 | FOR NET DEBT COMPUTATION | 81,313,522 | ASSETS | |
| Employee Fringe Benefits | 41,200.00 | REAL PROPERTY VALUATIONS | | Cash Dec. 31, 1985 | 380,122.97 |
| Other Statutory Expenditures | 4,100.00 | Code Class # of Parcels % VAL'N | | Taxes Receivable | 61,700.34 |
| CETA And Other Public Employment Programs | | 1 Vacant Land 63 .62 | 553,500.00 | Tax Title Liens | 35,033.07 |
| MUNICIPAL FUNCTIONS | | 2 Residential 1056 80.40 | 71,954,300.00 | Foreclosed Property | 15,050.00 |
| CAPITAL IMPROVEMENTS | *MEMO* | 3 Farm | | Emergencies & Other Deferred Charges | 23,200.00 |
| DEBT SERVICE | | 4a Commercial 96 12.45 | 11,138,900.00 | State and Federal Aid Receivable | 752.33 |
| Principal Payments | 75,200.00 | 4b Industrial | | Other Receivables | 57,030.11 |
| Interest Payments | 31,575.00 | 4c Apartments 20 6.54 | 5,849,800.00 | Total | 572,888.82 |
| | | Total 1235 | 89,496,500.00 | LIABILITIES, RESERVES, AND SURPLUS | |
| DEFERRED CHARGES | | Land Area .61 Sq. Miles | | Cash Liabilities | 186,269.98 |
| SCHOOL, COUNTY, SPECIAL DISTRICT TAXES | 21,325.54 | Net Valuation Taxable-Municipal | 100,831,684 | Reserves for Receivables | 141,813.52 |
| RESERVE FOR UNCOLLECTED TAXES | 2,429,792.05 | Net Valuation Taxable-County | 93,359,411 | Surplus Dec. 31, 1985 | 244,805.32 |
| EXPENDITURES | | State Equalized Valuation | 100,530,540 | Total | 572,888.82 |
| TOTAL | 4,218,637.89 | State Equalization Ratio | 100.34 | | |

1210
Population 1980 13,762
Population 1985 13,125
S & P Rating A
Moody Rating A

General Tax Rate Per \$100. 2.88
State Equalized Tax Rate 2.60

METUCHEN BOROUGH - MIDDLESEX CO.
Form of Government:
Borough Council
Number of Members on Governing Body - 6

PER CAPITA:
Gross Debt 453.27
Net Debt 390.75
Debt Service 51.52
Total Tax Levy 982.98
Municipal Expenditures 433.69
PER CENT:
Gross Debt 1.35
Net Debt 1.17
Tax Levy Collected 97.45
Tax Levy Cancelled, Abated or Adjusted .01

| EXPENDITURES | | REVENUES-REALIZED | | 1985 PROPERTY TAX | |
|---|---------------|--|----------------|--|------|
| GENERAL GOVERNMENT | | | | STATE EQUALIZED TAX RATE | |
| Governing Body & Public Boards | | 1985 Property Taxes Collected | 12,545,681.21 | Local District School Taxes | 1.44 |
| Municipal Clerk | | 1985 Payments in Lieu of Taxes | | Regional & Consolidated School Tax | |
| Financial Administration | 13,820.00 | Delinquent Tax & Lien Collections | 304,841.80 | School Taxes in Municipal Budget | |
| Assessment of Taxes | 18,685.00 | Business Personalty Replacement Taxes | 296,771.16 | County Taxes | .55 |
| Collection of Taxes | 76,068.00 | Taxes from Public Utilities | 962,451.00 | County Library Taxes | |
| Planning, Housing & Development | 13,820.00 | Other Miscellaneous Tax Revenues | | Local Municipal Purpose Taxes | .60 |
| Human Resources | | State Aid Revenues | 239,889.09 | Veteran & Senior Citizen Taxes | |
| Elections | 7,000.00 | Federal Aid Revenues | | Total Taxes for Rate Computation | 2.59 |
| General Administration (other) | 466,692.00 | State and Local Fiscal Assistance Act Utilized | 77,052.00 | Special District Taxes | |
| JUDICIARY | | Sale of Acquired Property | | Bank Corp. Taxes | |
| Municipal Courts | 62,909.27 | Other Miscellaneous Revenues | 793,505.84 | Added and Omitted Taxes | |
| PUBLIC SAFETY | | Total | 15,220,192.10 | Total Taxes Levied - ABSTRACT | |
| Fire Protection | 186,595.00 | Prior Years Surplus Appropriated | 140,000.00 | Total Taxes Billed | |
| Police Protection | 1,257,834.20 | REVENUES TOTAL | 15,360,192.10 | 1985 TAXES COLLECTED | |
| Civil Defense & Disaster Control | 3,300.00 | Reserve For Uncollected Taxes | 400,000.00 | 1985 Taxes Cancelled, Abated or Adjusted | |
| Environmental Inspection & Control | 30,750.00 | CAPITAL OUTLAY TOTAL | 568,536.53 | Transfer to Tax Title Liens or Foreclosed | |
| Other Public Safety | | | | Balance Outstanding Dec. 31, 1985 | |
| PUBLIC WORKS | | | | PRIOR YEARS TAXES OUTSTANDING | |
| Streets and Drainage | 435,413.14 | Public Enterprises | 50,955.76 | Balance January 1, 1985 | |
| Sewers and Sewage Processing | 565,919.00 | Recreation—Culture | | Collected in 1985 | |
| Garbage and Trash Disposal | 290,110.00 | Public Works | 489,099.88 | Cancelled, Abated or Adjusted 1985 | |
| Public Buildings and Grounds | 169,208.00 | Buildings and Grounds | 28,480.89 | Transfers to Tax Title Liens or Foreclosed | |
| Other Public Works | | Library and Education | | Balance December 31, 1985 | |
| HEALTH and WELFARE | | Conservation | | TAX TITLE LIENS OUTSTANDING | |
| Health Services Except Environmental | 28,629.00 | All Other | | Balance January 1, 1985 | |
| Welfare-Public Assistance | 15,335.00 | CAPITAL DEBT AUTHORIZED, DECEMBER 31, 1985 | | Transfer From Taxes | |
| Hospitals, Clinics, First Aid | | ISSUED AND UNISSUED | | Redeemed in 1985 | |
| Animal, Insect, & Rodent Control | | School | 285,000 | Cancelled, Abated or Adjusted (1985) | |
| Other Welfare Services | | Self-liquidating | 493,000 | Transfers to Foreclosed Property | |
| RECREATION and CONSERVATION | | Other | 5,171,124 | Balance December 31, 1985 | |
| Beaches and Boardwalks | | Total | 5,949,124 | PROPERTY ACQUIRED BY DEED OR | |
| Parks, Playgrounds, Shade Trees | 97,559.00 | ISSUED AND OUTSTANDING | | FORECLOSURE | |
| Land Reclamation & Conservation | 7,000.00 | School | 285,000.00 | Balance January 1, 1985 | |
| Other Recreational Services | 82,380.00 | Self-liquidating | 475,000.00 | Transfers From Taxes or Liens | |
| EDUCATION (excluding schools) | | Other | 4,890,000.00 | Sale for Cash (1985) | |
| Libraries | 198,035.00 | Total | 5,650,000.00 | Cancelled, Abated or Adjusted (1985) | |
| Other Educational Services | | EQUALIZED VALUATION BASIS | | Balance December 31, 1985 | |
| STATUTORY EXPENDITURES | | FOR NET DEBT COMPUTATION | 440,093,018 | CURRENT FINANCES DECEMBER 31, 1985 | |
| Pensions & F. I. C. A. | 373,199.59 | REAL PROPERTY VALUATIONS | | ASSETS | |
| Employee Fringe Benefits | 190,438.10 | Code Class # of Parcels % VAL'N | | Cash Dec. 31, 1985 | |
| Other Statutory Expenditures | | 1 Vacant Land 168 1.35 | 5,844,500.00 | Taxes Receivable | |
| CETA And Other Public Employment Programs | | 2 Residential 4173 78.70 | 340,789,800.00 | Tax Title Liens | |
| MUNICIPAL FUNCTIONS TOTAL | 4,590,699.30 | 3 Farm | | Foreclosed Property | |
| CAPITAL IMPROVEMENTS *MEMO* | 25,000.00 | 4a Commercial 240 10.50 | 45,462,800.00 | Emergencies & Other Deferred Charges | |
| DEBT SERVICE | | 4b Industrial 59 7.07 | 30,634,200.00 | State and Federal Aid Receivable | |
| Principal Payments | 369,000.00 | 4c Apartments 21 2.38 | 10,316,700.00 | Other Receivables | |
| Interest Payments | 307,209.25 | Total 4661 | 433,048,000.00 | Total | |
| DEFERRED CHARGES | 25,240.00 | Land Area 2.75 Sq. Miles | | LIABILITIES, RESERVES, AND SURPLUS | |
| SCHOOL, COUNTY, SPECIAL DISTRICT TAXES | 9,837,623.94 | Net Valuation Taxable-Municipal | 446,083,312 | Cash Liabilities | |
| RESERVE FOR UNCOLLECTED TAXES | 400,000.00 | Net Valuation Taxable-County | 473,726,061 | Reserves for Receivables | |
| EXPENDITURES TOTAL | 15,529,772.49 | State Equalized Valuation | 493,406,122 | Surplus Dec. 31, 1985 | |
| | | State Equalization Ratio | 90.25 | Total | |

0506
Population 1980 11,373
Population 1985 12,654
S & P Rating
Moody Rating

General Tax Rate Per \$100.
2.03
State Equalized Tax Rate
2.12

MIDDLE TOWNSHIP - CAPE MAY COUNTY
Form of Government:
Township Committee
Number of Members on Governing Body - 3

PER CAPITA:
Gross Debt 377.27
Net Debt 277.94
Debt Service 10.12
Total Tax Levy 645.58
Municipal Expenditures 432.46

PER CENT:
Gross Debt 1.45
Net Debt 1.06
Tax Levy Collected 89.43
Tax Levy Cancelled, Abated or Adjusted 1.04

| EXPENDITURES | | REVENUES-REALIZED | | 1985 PROPERTY TAX | |
|---|---------------|--|--|---|--------------|
| GENERAL GOVERNMENT | | | | STATE EQUALIZED TAX RATE \rightarrow 1.33 | |
| Governing Body & Public Boards | 55,000.00 | 1985 Property Taxes Collected 7,343,326.29 | | Local District School Taxes | 4,906,826.00 |
| Municipal Clerk | | 1985 Payments in Lieu of Taxes | | Regional & Consolidated School Tax | |
| Financial Administration | 84,300.00 | Delinquent Tax & Lien Collections 721,164.24 | | School Taxes in Municipal Budget | |
| Assessment of Taxes | 71,000.00 | Business Personalty Replacement Taxes 96,298.76 | | County Taxes | 1,450,182.83 |
| Collection of Taxes | 130,700.00 | Taxes from Public Utilities 2,528,269.00 | | County Library Taxes | 86,196.02 |
| Planning, Housing & Development | 159,088.00 | Other Miscellaneous Tax Revenues 83,408.00 | | Local Municipal Purpose Taxes | 1,369,189.31 |
| Human Resources | 2,500.00 | State Aid Revenues 137,358.08 | | Veteran & Senior Citizen Taxes | 180,500.00 |
| Elections | 800.00 | Federal Aid Revenues 108,197.00 | | Total Taxes for Rate Computation | 7,992,894.16 |
| General Administration (other) | 507,000.00 | State and Local Fiscal Assistance Act Utilized 46,991.31 | | Special District Taxes | 329,471.00 |
| JUDICIARY | | Sale of Acquired Property | | Bank Corp. Taxes | 24,489.80 |
| Municipal Courts | 97,100.00 | Other Miscellaneous Revenues 654,137.78 | | Added and Omitted Taxes | 2,814.59 |
| PUBLIC SAFETY | | Total 11,719,150.46 | | Total Taxes Levied - ABSTRACT | 8,169,169.55 |
| Fire Protection | 2,200.00 | Prior Years Surplus Appropriated 625,000.00 | | Total Taxes Billed | 8,211,583.07 |
| Police Protection | 1,364,235.00 | REVENUES TOTAL 12,344,150.46 | | 1985 TAXES COLLECTED | 7,343,326.29 |
| Civil Defense & Disaster Control | 5,300.00 | Reserve For Uncollected Taxes 1,013,200.41 | | 1985 Taxes Cancelled, Abated or Adjusted | 85,370.24 |
| Environmental Inspection & Control | 72,410.00 | CAPITAL OUTLAY TOTAL 40,935.91 | | Transfer to Tax Title Liens or Foreclosed | 48,682.15 |
| Other Public Safety | | | | Balance Outstanding Dec. 31, 1985 | 734,204.39 |
| PUBLIC WORKS | | | | PRIOR YEARS TAXES OUTSTANDING | |
| Streets and Drainage | 559,500.00 | Public Enterprises | | Balance January 1, 1985 | 721,866.28 |
| Sewers and Sewage Processing | 200,000.00 | Recreation—Culture | | Collected in 1985 | 672,284.32 |
| Garbage and Trash Disposal | 156,400.00 | Public Works | | Cancelled, Abated or Adjusted 1985 | 1,826.92 |
| Public Buildings and Grounds | 65,000.00 | Buildings and Grounds | | Transfers to Tax Title Liens or Foreclosed | 33,588.09 |
| Other Public Works | 86,000.00 | Library and Education | | Balance December 31, 1985 | 14,166.95 |
| HEALTH and WELFARE | | Conservation | | TAX TITLE LIENS OUTSTANDING | |
| Health Services Except Environmental | 7,750.00 | All Other | | Balance January 1, 1985 | 120,003.69 |
| Welfare-Public Assistance | 13,850.00 | CAPITAL DEBT AUTHORIZED, DECEMBER 31, 1985 | | Transfer From Taxes | 87,886.36 |
| Hospitals, Clinics, First Aid | | ISSUED AND UNISSUED GROSS DEBT NET DEBT | | Redeemed in 1985 | 48,879.92 |
| Animal, Insect, & Rodent Control | 17,550.00 | School 1,257,000 | | Cancelled, Abated or Adjusted (1985) | |
| Other Welfare Services | | Self-liquidating 3,517,000 | | Transfers to Foreclosed Property | |
| RECREATION and CONSERVATION | | Other 4,774,000 | | Balance December 31, 1985 | 159,010.13 |
| Beaches and Boardwalks | | Total 4,774,000 | | PROPERTY ACQUIRED BY DEED OR | |
| Parks, Playgrounds, Shade Trees | 35,310.00 | ISSUED AND OUTSTANDING | | FORECLOSURE | |
| Land Reclamation & Conservation | | School 1,257,000.00 | | Balance January 1, 1985 | 1,666,550.00 |
| Other Recreational Services | 89,590.00 | Self-Liquidating 624,000.00 | | Transfers From Taxes or Liens | |
| EDUCATION (excluding schools) | | Other 1,881,000.00 | | Sale for Cash (1985) | 40,098.80 |
| Libraries | | Total 1,881,000.00 | | Cancelled, Abated or Adjusted (1985) | |
| Other Educational Services | | EQUALIZED VALUATION BASIS | | Balance December 31, 1985 | 1,626,451.20 |
| STATUTORY EXPENDITURES | | FOR NET DEBT COMPUTATION | | CURRENT FINANCES DECEMBER 31, 1985 | |
| Pensions & F. I. C. A. | 320,000.00 | REAL PROPERTY VALUATIONS | | ASSETS | |
| Employee Fringe Benefits | 165,499.96 | Code Class # of Parcels % VAL'N ASSESSED VALUATION | | Cash Dec. 31, 1985 | 2,932,326.93 |
| Other Statutory Expenditures | 3,000.00 | 1 Vacant Land 4937 11.53 43,546,550.00 | | Taxes Receivable | 748,371.34 |
| CETA And Other Public Employment Programs | | 2 Residential 4992 65.12 245,917,600.00 | | Tax Title Liens | 159,010.13 |
| MUNICIPAL FUNCTIONS TOTAL | 4,271,082.96 | 3 Farm 199 1.44 5,456,200.00 | | Foreclosed Property | 1,626,451.20 |
| CAPITAL IMPROVEMENTS *MEMO* | 88,600.00 | 4a Commercial 335 20.47 77,320,300.00 | | Emergencies & Other Deferred Charges | 233,600.00 |
| DEBT SERVICE | | 4b Industrial 8 .67 2,541,300.00 | | State and Federal Aid Receivable | 84,087.00 |
| Principal Payments | 80,000.00 | 4c Apartments 14 .76 2,878,300.00 | | Other Receivables | 31,766.30 |
| Interest Payments | 48,083.90 | Total 10485 377,660,250.00 | | Total | 5,815,612.90 |
| DEFERRED CHARGES | 60,000.00 | Land Area 74.02 Sq. Miles | | LIABILITIES, RESERVES, AND SURPLUS | |
| SCHOOL, COUNTY, SPECIAL DISTRICT TAXES | 6,772,675.85 | Net Valuation Taxable-Municipal 384,732,093 | | Cash Liabilities | 1,708,480.45 |
| RESERVE FOR UNCOLLECTED TAXES | 1,013,200.41 | Net Valuation Taxable-County 347,456,083 | | Reserves for Receivables | 2,565,598.97 |
| EXPENDITURES TOTAL | 12,245,043.12 | State Equalized Valuation 368,503,798 | | Surplus Dec. 31, 1985 | 1,541,533.48 |
| | | State Equalization Ratio 104.49 | | Total | 5,815,612.90 |

1211
Population 1980 13,480
Population 1985 13,216
S & P Rating
Moody Rating A

General Tax Rate Per \$100. 5.46
State Equalized Tax Rate 2.74

MIDDLESEX BOROUGH – MIDDLESEX CO.
Form of Government:
Borough Council
Number of Members on Governing Body – 6

PER CAPITA:
Gross Debt 519.54
Net Debt 384.84
Debt Service 67.67
Total Tax Levy 853.49
Municipal Expenditures 442.05
PER CENT:
Gross Debt 1.82
Net Debt 1.35
Tax Levy Collected 96.59
Tax Levy Cancelled, Abated or Adjusted

| EXPENDITURES | | REVENUES-REALIZED | | 1985 PROPERTY TAX | |
|---|---------------|--|---------------|--|---------------|
| GENERAL GOVERNMENT | | | | STATE EQUALIZED TAX RATE | |
| Governing Body & Public Boards | | 1985 Property Taxes Collected | 10,889,034.87 | Local District School Taxes | 1.46 |
| Municipal Clerk | | 1985 Payments in Lieu of Taxes | | Regional & Consolidated School Tax | 5,982,647.25 |
| Financial Administration | 12,350.00 | Delinquent Tax & Lien Collections | 462,672.49 | School Taxes in Municipal Budget | |
| Assessment of Taxes | 188,308.00 | Business Personalty Replacement Taxes | 259,445.40 | County Taxes | .59 |
| Collection of Taxes | 74,165.00 | Taxes from Public Utilities | 1,077,609.00 | County Library Taxes | |
| Planning, Housing & Development | 25,710.00 | Other Miscellaneous Tax Revenues | 5,000.00 | Local Municipal Purpose Taxes | .68 |
| Human Resources | | State Aid Revenues | 165,277.63 | Veteran & Senior Citizen Taxes | |
| Elections | 5,600.00 | Federal Aid Revenues | | Total Taxes for Rate Computation | 2.73 |
| General Administration (other) | 601,749.17 | State and Local Fiscal Assistance Act Utilized | 103,713.00 | Special District Taxes | |
| JUDICIARY | | Sale of Acquired Property | 155,000.00 | Bank Corp. Taxes | 6,536.65 |
| Municipal Courts | 42,796.61 | Other Miscellaneous Revenues | 617,717.25 | Added and Omitted Taxes | 74,772.22 |
| PUBLIC SAFETY | | Total | 13,735,469.64 | Total Taxes Levied - ABSTRACT | 11,279,735.96 |
| Fire Protection | 173,400.00 | Prior Years Surplus Appropriated | 384,000.00 | Total Taxes Billed | 11,273,199.31 |
| Police Protection | 1,013,928.63 | REVENUES TOTAL | 14,119,469.64 | 1985 TAXES COLLECTED | 10,889,034.87 |
| Civil Defense & Disaster Control | 8,075.00 | Reserve For Uncollected Taxes | 501,000.00 | 1985 Taxes Cancelled, Abated or Adjusted | |
| Environmental Inspection & Control | 55,142.00 | CAPITAL OUTLAY TOTAL | 275,189.67 | Transfer to Tax Title Liens or Foreclosed | |
| Other Public Safety | | | | Balance Outstanding Dec. 31, 1985 | 384,164.44 |
| PUBLIC WORKS | | | | PRIOR YEARS TAXES OUTSTANDING | |
| Streets and Drainage | 514,170.00 | Public Enterprises | | Balance January 1, 1985 | 452,901.31 |
| Sewers and Sewage Processing | 401,549.00 | Recreation—Culture | 32,420.97 | Collected in 1985 | 452,901.31 |
| Garbage and Trash Disposal | 317,030.00 | Public Works | 195,628.20 | Cancelled, Abated or Adjusted 1985 | |
| Public Buildings and Grounds | 23,970.00 | Buildings and Grounds | 47,140.50 | Transfers to Tax Title Liens or Foreclosed | |
| Other Public Works | 67,000.00 | Library and Education | | Balance December 31, 1985 | |
| HEALTH and WELFARE | | Conservation | | TAX TITLE LIENS OUTSTANDING | |
| Health Services Except Environmental | 47,350.00 | All Other | | Balance January 1, 1985 | 85,234.66 |
| Welfare-Public Assistance | 6,650.00 | | | Transfer From Taxes | |
| Hospitals, Clinics, First Aid | | | | Redeemed in 1985 | 9,771.18 |
| Animal, Insect, & Rodent Control | | | | Cancelled, Abated or Adjusted (1985) | |
| Other Welfare Services | | | | Transfers to Foreclosed Property | |
| RECREATION and CONSERVATION | | | | Balance December 31, 1985 | 75,463.48 |
| Beaches and Boardwalks | | | | PROPERTY ACQUIRED BY DEED OR | |
| Parks, Playgrounds, Shade Trees | 121,310.00 | | | FORECLOSURE | |
| Land Reclamation & Conservation | | | | Balance January 1, 1985 | 184,873.00 |
| Other Recreational Services | 89,365.00 | | | Transfers From Taxes or Liens | |
| EDUCATION (excluding schools) | | | | Sale for Cash (1985) | 155,000.00 |
| Libraries | 168,400.00 | | | Cancelled, Abated or Adjusted (1985) | |
| Other Educational Services | | | | Balance December 31, 1985 | 29,873.00 |
| STATUTORY EXPENDITURES | | | | CURRENT FINANCES DECEMBER 31, 1985 | |
| Pensions & F. I. C. A. | 306,590.00 | | | ASSETS | |
| Employee Fringe Benefits | 150,350.00 | | | Cash Dec. 31, 1985 | 1,029,388.25 |
| Other Statutory Expenditures | 12,000.00 | | | Taxes Receivable | 384,164.44 |
| CETA And Other Public Employment Programs | | | | Tax Title Liens | 75,463.48 |
| MUNICIPAL FUNCTIONS TOTAL | 4,426,958.41 | | | Foreclosed Property | 29,873.00 |
| CAPITAL IMPROVEMENTS *MEMO* | 8,000.00 | | | Emergencies & Other Deferred Charges | 171,300.00 |
| DEBT SERVICE | | | | State and Federal Aid Receivable | |
| Principal Payments | 648,100.00 | | | Other Receivables | 56,807.64 |
| Interest Payments | 246,228.71 | | | Total | 1,746,996.81 |
| DEFERRED CHARGES | 19,906.00 | | | LIABILITIES, RESERVES, AND SURPLUS | |
| SCHOOL, COUNTY, SPECIAL DISTRICT TAXES | 8,398,717.74 | | | Cash Liabilities | 509,587.69 |
| RESERVE FOR UNCOLLECTED TAXES | 501,000.00 | | | Reserves for Receivables | 546,308.56 |
| EXPENDITURES TOTAL | 14,240,910.86 | | | Surplus, Dec. 31, 1985 | 691,100.56 |
| | | | | Total | 1,746,996.81 |

1331
Population 1980 62,574
Population 1985 67,880
S & P Rating BBB+
Moody Rating A

General Tax Rate Per \$100. 2.29
State Equalized Tax Rate 2.10

MIDDLETOWN TWP. — MONMOUTH CO.
Form of Government:
Special Charter (P.L. 1971 c. 237)
Number of Members on Governing Body — 5

PER CAPITA:
Gross Debt 648.10
Net Debt 488.71
Debt Service 54.40
Total Tax Levy 750.96
Municipal Expenditures 324.45

PER CENT:
Gross Debt 2.21
Net Debt 1.66
Tax Levy Collected 95.07
Tax Levy Cancelled, Abated or Adjusted

| EXPENDITURES | | REVENUES-REALIZED | | 1985 PROPERTY TAX | |
|---|---------------|--|------------------|--|--------------------|
| GENERAL GOVERNMENT | | | | STATE EQUALIZED TAX RATE | |
| Governing Body & Public Boards | 1,000.00 | 1985 Property Taxes Collected | 48,373,646.49 | Local District School Taxes | 1.25 29,022,080.00 |
| Municipal Clerk | | 1985 Payments in Lieu of Taxes | | Regional & Consolidated School Tax | |
| Financial Administration | 143,433.43 | Delinquent Tax & Lien Collections | 2,543,015.17 | School Taxes in Municipal Budget | |
| Assessment of Taxes | 248,150.00 | Business Personalty Replacement Taxes | 269,325.68 | County Taxes | .47 10,952,926.88 |
| Collection of Taxes | 199,933.20 | Taxes from Public Utilities | 4,135,149.00 | County Library Taxes | |
| Planning, Housing & Development | 178,834.00 | Other Miscellaneous Tax Revenues | | Local Municipal Purpose Taxes | .37 8,600,218.00 |
| Human Resources | 2,490.00 | State Aid Revenues | 801,288.11 | Veteran & Senior Citizen Taxes | |
| Elections | 12,140.00 | Federal Aid Revenues | | Total Taxes for Rate Computation | 2.09 49,104,174.88 |
| General Administration (other) | 2,221,305.80 | State and Local Fiscal Assistance Act Utilized | 491,376.00 | Special District Taxes | |
| JUDICIARY | | Sale of Acquired Property | | Bank Corp. Taxes | 93,376.92 |
| Municipal Courts | 187,540.00 | Other Miscellaneous Revenues | 3,295,047.91 | Added and Omitted Taxes | 969,129.56 |
| PUBLIC SAFETY | | Total | 59,908,848.36 | Total Taxes Levied - ABSTRACT | 50,975,424.25 |
| Fire Protection | 669,964.00 | Prior Years Surplus Appropriated | 3,400,000.00 | Total Taxes Billed | 50,882,047.33 |
| Police Protection | 4,369,303.81 | REVENUES TOTAL | 63,308,848.36 | 1985 TAXES COLLECTED | 48,373,646.49 |
| Civil Defense & Disaster Control | 37,165.57 | Reserve For Uncollected Taxes | 2,701,889.22 | 1985 Taxes Cancelled, Abated or Adjusted | |
| Environmental Inspection & Control | 436,055.12 | CAPITAL OUTLAY TOTAL | 5,920,475.40 | Transfer to Tax Title Liens or Foreclosed | |
| Other Public Safety | 1,080.00 | | | Balance Outstanding Dec. 31, 1985 | 2,508,400.84 |
| PUBLIC WORKS | | | | PRIOR YEARS TAXES OUTSTANDING | |
| Streets and Drainage | 3,134,319.39 | Public Enterprises | | Balance January 1, 1985 | 2,371,001.78 |
| Sewers and Sewage Processing | | Recreation—Culture | 256,317.47 | Collected in 1985 | 2,326,142.12 |
| Garbage and Trash Disposal | | Public Works | 5,337,715.34 | Cancelled, Abated or Adjusted 1985 | |
| Public Buildings and Grounds | 359,950.00 | Buildings and Grounds | 290,264.19 | Transfers to Tax Title Liens or Foreclosed | |
| Other Public Works | | Library and Education | 32,464.20 | Balance December 31, 1985 | 44,859.66 |
| HEALTH and WELFARE | | Conservation | 3,714.20 | TAX TITLE LIENS OUTSTANDING | |
| Health Services Except Environmental | 291,376.00 | All Other | | Balance January 1, 1985 | 557,279.81 |
| Welfare-Public Assistance | 30,000.00 | CAPITAL DEBT AUTHORIZED, DECEMBER 31, 1985 | | Transfer From Taxes | |
| Hospitals, Clinics, First Aid | 11,000.00 | ISSUED AND UNISSUED | | Redeemed in 1985 | 216,873.05 |
| Animal, Insect, & Rodent Control | 28,100.00 | SCHOOL GROSS DEBT | 10,120,000 | Cancelled, Abated or Adjusted (1985) | |
| Other Welfare Services | | School Self-liquidating | | Transfers to Foreclosed Property | |
| RECREATION and CONSERVATION | | Other | 33,872,848 | Balance December 31, 1985 | 340,406.76 |
| Beaches and Boardwalks | | Total | 43,992,848 | PROPERTY ACQUIRED BY DEED OR FORECLOSURE | |
| Parks, Playgrounds, Shade Trees | 807,824.91 | ISSUED AND OUTSTANDING | | Balance January 1, 1985 | 1,328,535.00 |
| Land Reclamation & Conservation | 30,880.00 | School | 10,120,000.00 | Transfers From Taxes or Liens | |
| Other Recreational Services | 46,510.09 | Self-Liquidating | | Sale for Cash (1985) | 23,150.00 |
| EDUCATION (excluding schools) | | Other | 33,427,000.00 | Cancelled, Abated or Adjusted (1985) | |
| Libraries | 506,601.00 | Total | 43,547,000.00 | Balance December 31, 1985 | 1,305,385.00 |
| Other Educational Services | | EQUALIZED VALUATION BASIS | | CURRENT FINANCES DECEMBER 31, 1985 | |
| STATUTORY EXPENDITURES | | FOR NET DEBT COMPUTATION | 1,994,583,551 | ASSETS | |
| Pensions & F. I. C. A. | 1,102,286.56 | REAL PROPERTY VALUATIONS | | Cash Dec. 31, 1985 | 19,216,177.43 |
| Employee Fringe Benefits | | Code Class # of Parcels % VAL'N | | Taxes Receivable | 2,553,260.50 |
| Other Statutory Expenditures | | 1 Vacant Land 2539 2.80 | 58,856,200.00 | Tax Title Liens | 340,406.76 |
| CETA And Other Public Employment Programs | 1,700.00 | 2 Residential 19795 86.04 | 1,811,389,300.00 | Foreclosed Property | 1,305,385.00 |
| MUNICIPAL FUNCTIONS TOTAL | 15,058,942.88 | 3 Farm 232 .83 | 17,531,500.00 | Emergencies & Other Deferred Charges | 450,144.23 |
| CAPITAL IMPROVEMENTS *MEMO* | 250,000.00 | 4a Commercial 523 9.05 | 190,546,900.00 | State and Federal Aid Receivable | |
| DEBT SERVICE | | 4b Industrial 6 .21 | 4,326,900.00 | Other Receivables | 21,329.93 |
| Principal Payments | 1,430,000.00 | 4c Apartments 13 1.08 | 22,679,500.00 | Total | 23,886,703.85 |
| Interest Payments | 2,262,381.05 | Total 23108 | 2,105,330,300.00 | LIABILITIES, RESERVES, AND SURPLUS | |
| DEFERRED CHARGES | 570,168.84 | Land Area 41.08 Sq. Miles | | Cash Liabilities | 14,797,757.98 |
| SCHOOL, COUNTY, SPECIAL DISTRICT TAXES | 41,312,699.77 | Net Valuation Taxable-Municipal | 2,121,266,021 | Reserves for Receivables | 4,220,382.19 |
| RESERVE FOR UNCOLLECTED TAXES | 2,701,889.22 | Net Valuation Taxable-County | 2,069,616,580 | Surplus Dec. 31, 1985 | 4,868,563.68 |
| EXPENDITURES TOTAL | 63,336,081.76 | State Equalized Valuation | 2,315,336,383 | Total | 23,886,703.85 |
| | | State Equalization Ratio | 91.56 | | |

0235
 Population 1980 **7,381**
 Population 1985 **7,274**
 S & P Rating
 Moody Rating **A1**
 General Tax Rate Per \$100. **3.83**
 State Equalized Tax Rate **2.04**

MIDLAND PARK BOROUGH – BERGEN CO.
Form of Government:
Borough Council
Number of Members on Governing Body – 6

PER CAPITA:
 Gross Debt **204.01**
 Net Debt **203.33**
 Debt Service **48.47**
 Total Tax Levy **884.50**
 Municipal Expenditures **418.05**
 PER CENT:
 Gross Debt **.53**
 Net Debt **.53**
 Tax Levy Collected **98.06**
 Tax Levy Cancelled, Abated or Adjusted **.15**

| EXPENDITURES | | REVENUES-REALIZED | | 1985 PROPERTY TAX | |
|---|---------------------|---|--|--|---------------------|
| GENERAL GOVERNMENT | | | | STATE EQUALIZED TAX RATE 1.15 | |
| Governing Body & Public Boards | | 1985 Property Taxes Collected 6,289,795.99 | | Local District School Taxes | 3,594,928.00 |
| Municipal Clerk | | 1985 Payments in Lieu of Taxes | | Regional & Consolidated School Tax | |
| Financial Administration | 17,300.00 | Delinquent Tax & Lien Collections 129,449.89 | | School Taxes in Municipal Budget | |
| Assessment of Taxes | 29,250.00 | Business Personalty Replacement Taxes 138,366.08 | | County Taxes | 1,136,178.47 |
| Collection of Taxes | 25,395.00 | Taxes from Public Utilities 394,517.00 | | County Library Taxes | |
| Planning, Housing & Development | 13,010.00 | Other Miscellaneous Tax Revenues | | Local Municipal Purpose Taxes | 1,651,878.00 |
| Human Resources | | State Aid Revenues 76,259.35 | | Veteran & Senior Citizen Taxes | 79,850.00 |
| Elections | | Federal Aid Revenues 73,654.25 | | Total Taxes for Rate Computation | 2.04 |
| General Administration (other) | 263,775.60 | State and Local Fiscal Assistance Act Utilized | | Special District Taxes | |
| JUDICIARY | | Sale of Acquired Property | | Bank Corp. Taxes | 20,667.58 |
| Municipal Courts | 24,850.00 | Other Miscellaneous Revenues 256,637.39 | | Added and Omitted Taxes | 30,236.02 |
| PUBLIC SAFETY | | Total 7,358,679.95 | | Total Taxes Levied - ABSTRACT | 6,433,888.07 |
| Fire Protection | 42,725.00 | Prior Years Surplus Appropriated 452,300.00 | | Total Taxes Billed | 6,414,384.58 |
| Police Protection | 535,481.00 | REVENUES TOTAL 7,810,979.95 | | 1985 TAXES COLLECTED | 6,289,795.99 |
| Civil Defense & Disaster Control | 1,000.00 | Reserve For Uncollected Taxes 321,239.00 | | 1985 Taxes Cancelled, Abated or Adjusted | 9,808.63 |
| Environmental Inspection & Control | 25,950.00 | CAPITAL OUTLAY TOTAL 73,725.80 | | Transfer to Tax Title Liens or Foreclosed | 1,279.22 |
| Other Public Safety | | | | Balance Outstanding Dec. 31, 1985 | 113,500.74 |
| PUBLIC WORKS | | | | PRIOR YEARS TAXES OUTSTANDING | |
| Streets and Drainage | 299,673.00 | Public Enterprises | | Balance January 1, 1985 | 129,449.89 |
| Sewers and Sewage Processing | 642,793.90 | Recreation—Culture 25.90 | | Collected in 1985 | 129,449.89 |
| Garbage and Trash Disposal | | Public Works 52,567.50 | | Cancelled, Abated or Adjusted 1985 | |
| Public Buildings and Grounds | 19,600.00 | Buildings and Grounds 5,120.90 | | Transfers to Tax Title Liens or Foreclosed | |
| Other Public Works | 36,900.00 | Library and Education 16,011.50 | | Balance December 31, 1985 | |
| HEALTH and WELFARE | | Conservation | | TAX TITLE LIENS OUTSTANDING | |
| Health Services Except Environmental | 32,700.00 | All Other | | Balance January 1, 1985 | 10,007.60 |
| Welfare-Public Assistance | 8,600.00 | CAPITAL DEBT AUTHORIZED, DECEMBER 31, 1985 | | Transfer From Taxes | 1,279.22 |
| Hospitals, Clinics, First Aid | | ISSUED AND UNISSUED GROSS DEBT NET DEBT | | Redeemed in 1985 | |
| Animal, Insect, & Rodent Control | | School 1,484,000 1,479,000 | | Cancelled, Abated or Adjusted (1985) | |
| Other Welfare Services | | Self-liquidating 1,484,000 1,479,000 | | Transfers to Foreclosed Property | |
| RECREATION and CONSERVATION | | Other 1,484,000 1,479,000 | | Balance December 31, 1985 | 11,286.82 |
| Beaches and Boardwalks | | ISSUED AND OUTSTANDING | | PROPERTY ACQUIRED BY DEED OR FORECLOSURE | |
| Parks, Playgrounds, Shade Trees | 28,600.00 | School | | Balance January 1, 1985 | 200.00 |
| Land Reclamation & Conservation | | Self-Liquidating | | Transfers From Taxes or Liens | |
| Other Recreational Services | 2,500.00 | Other | | Sale for Cash (1985) | |
| EDUCATION (excluding schools) | | Total 1,365,000.00 1,365,000.00 | | Cancelled, Abated or Adjusted (1985) | |
| Libraries | 103,390.00 | EQUALIZED VALUATION BASIS FOR NET DEBT COMPUTATION 278,153,152 | | Balance December 31, 1985 | 200.00 |
| Other Educational Services | | REAL PROPERTY VALUATIONS | | CURRENT FINANCES DECEMBER 31, 1985 ASSETS | |
| STATUTORY EXPENDITURES | | Code Class # of Parcels % VAL'N ASSESSED VALUATION | | Cash Dec. 31, 1985 | 1,266,818.80 |
| Pensions & F. I. C. A. | 154,417.00 | 1 Vacant Land 74 1.18 1,958,700.00 | | Taxes Receivable | 113,500.74 |
| Employee Fringe Benefits | 53,356.25 | 2 Residential 2105 76.43 126,578,700.00 | | Tax Title Liens | 11,286.82 |
| Other Statutory Expenditures | 3,500.00 | 3 Farm 109 12.02 19,897,900.00 | | Foreclosed Property | 200.00 |
| CETA And Other Public Employment Programs | | 4a Commercial 34 7.19 11,914,800.00 | | Emergencies & Other Deferred Charges | 12,000.00 |
| MUNICIPAL FUNCTIONS TOTAL 2,364,766.75 | | 4b Industrial 5 3.17 5,255,200.00 | | State and Federal Aid Receivable | 1,770.55 |
| CAPITAL IMPROVEMENTS *MEMO* 127,065.00 | | Total 2327 165,605,300.00 | | Other Receivables | 3,113.05 |
| DEBT SERVICE | | Land Area 1.69 Sq. Miles | | Total | 1,408,689.96 |
| Principal Payments | 250,000.00 | Net Valuation Taxable-Municipal 166,687,952 | | LIABILITIES, RESERVES, AND SURPLUS | |
| Interest Payments | 102,556.25 | Net Valuation Taxable-County 280,494,341 | | Cash Liabilities | 701,388.72 |
| DEFERRED CHARGES | 2,300.00 | State Equalized Valuation 312,312,502 | | Reserves for Receivables | 128,100.61 |
| SCHOOL, COUNTY, SPECIAL DISTRICT TAXES | 4,731,106.47 | State Equalization Ratio 53.21 | | Surplus Dec. 31, 1985 | 579,200.63 |
| RESERVE FOR UNCOLLECTED TAXES | 321,239.00 | | | Total | 1,408,689.96 |
| EXPENDITURES TOTAL 7,771,968.47 | | | | | |

1020
Population 1980 1,368
Population 1985 1,365
S & P Rating
Moody Rating

General Tax Rate Per \$100.
2.63
State Equalized Tax Rate
2.28

MILFORD BOROUGH – HUNTERDON CO.
Form of Government:
Borough Council
Number of Members on Governing Body – 6

PER CAPITA:
Gross Debt 703.59
Net Debt 13.19
Debt Service
Total Tax Levy 762.92
Municipal Expenditures 592.14
PER CENT:
Gross Debt 2.19
Net Debt .04
Tax Levy Collected 96.75
Tax Levy Cancelled, Abated or Adjusted .04

| EXPENDITURES | | REVENUES-REALIZED | | 1985 PROPERTY TAX | |
|---|--------------|--|--------------|--|-------------------|
| GENERAL GOVERNMENT | | | | STATE EQUALIZED TAX RATE | |
| Governing Body & Public Boards | | 1985 Property Taxes Collected | 996,827.78 | Local District School Taxes | 1.04 469,558.00 |
| Municipal Clerk | | 1985 Payments in Lieu of Taxes | | Regional & Consolidated School Tax | .68 307,749.27 |
| Financial Administration | 12,500.00 | Delinquent Tax & Lien Collections | 49,853.00 | School Taxes in Municipal Budget | |
| Assessment of Taxes | 5,450.00 | Business Personalty Replacement Taxes | 192,498.88 | County Taxes | .55 249,093.49 |
| Collection of Taxes | 10,075.00 | Taxes from Public Utilities | 253,408.14 | County Library Taxes | |
| Planning, Housing & Development | 13,700.00 | Other Miscellaneous Tax Revenues | | Local Municipal Purpose Taxes | |
| Human Resources | 1,300.00 | State Aid Revenues | 69,661.25 | Veteran & Senior Citizen Taxes | 18,550.00 |
| Elections | | Federal Aid Revenues | | Total Taxes for Rate Computation | 2.27 1,044,950.76 |
| General Administration (other) | 97,300.50 | State and Local Fiscal Assistance Act Utilized | 8,402.13 | Special District Taxes | |
| JUDICIARY | | Sale of Acquired Property | | Bank Corp. Taxes | 12,589.34 |
| Municipal Courts | 9,200.00 | Other Miscellaneous Revenues | 122,200.11 | Added and Omitted Taxes | 2,399.13 |
| PUBLIC SAFETY | | Total | 1,692,851.29 | Total Taxes Levied - ABSTRACT | 1,041,389.23 |
| Fire Protection | 36,000.00 | Prior Years Surplus Appropriated | 218,000.00 | Total Taxes Billed | 1,030,319.28 |
| Police Protection | 153,550.00 | REVENUES TOTAL | 1,910,851.29 | 1985 TAXES COLLECTED | 996,827.78 |
| Civil Defense & Disaster Control | 250.00 | Reserve For Uncollected Taxes | 70,350.00 | 1985 Taxes Cancelled, Abated or Adjusted | 413.15 |
| Environmental Inspection & Control | 900.00 | | | Transfer to Tax Title Liens or Foreclosed | 1,485.95 |
| Other Public Safety | | | | Balance Outstanding Dec. 31, 1985 | 31,592.40 |
| PUBLIC WORKS | | CAPITAL OUTLAY TOTAL | | PRIOR YEARS TAXES OUTSTANDING | |
| Streets and Drainage | 194,632.13 | Public Enterprises | | Balance January 1, 1985 | 44,938.38 |
| Sewers and Sewage Processing | | Recreation—Culture | | Collected in 1985 | 44,910.74 |
| Garbage and Trash Disposal | 60,000.00 | Public Works | | Cancelled, Abated or Adjusted 1985 | |
| Public Buildings and Grounds | 10,400.00 | Buildings and Grounds | | Transfers to Tax Title Liens or Foreclosed | |
| Other Public Works | 1,000.00 | Library and Education | | Balance December 31, 1985 | 27.64 |
| HEALTH and WELFARE | | Conservation | | TAX TITLE LIENS OUTSTANDING | |
| Health Services Except Environmental | 800.00 | All Other | | Balance January 1, 1985 | 12,427.21 |
| Welfare-Public Assistance | 2,450.00 | | | Transfer From Taxes | 1,485.95 |
| Hospitals, Clinics, First Aid | | CAPITAL DEBT AUTHORIZED, DECEMBER 31, 1985 | | Redeemed in 1985 | 4,942.26 |
| Animal, Insect, & Rodent Control | 500.00 | ISSUED AND UNISSUED GROSS DEBT NET DEBT | | Cancelled, Abated or Adjusted (1985) | |
| Other Welfare Services | | School 207,156 | | Transfers to Foreclosed Property | |
| RECREATION and CONSERVATION | | Self-liquidating 735,240 | | Balance December 31, 1985 | 8,970.90 |
| Beaches and Boardwalks | | Other 18,000 | 18,000 | PROPERTY ACQUIRED BY DEED OR | |
| Parks, Playgrounds, Shade Trees | 13,211.33 | Total 960,397 | 18,000 | FORECLOSURE | |
| Land Reclamation & Conservation | | | | Balance January 1, 1985 | |
| Other Recreational Services | 2,500.00 | ISSUED AND OUTSTANDING | | Transfers From Taxes or Liens | |
| EDUCATION (excluding schools) | | School 206,683.12 | | Sale for Cash (1985) | |
| Libraries | 37,000.00 | Self-Liquidating 731,000.00 | | Cancelled, Abated or Adjusted (1985) | |
| Other Educational Services | 8,000.00 | Other | | Balance December 31, 1985 | |
| STATUTORY EXPENDITURES | | Total 937,683.12 | | CURRENT FINANCES DECEMBER 31, 1985 | |
| Pensions & F. I. C. A. | 41,500.00 | EQUALIZED VALUATION BASIS | | ASSETS | |
| Employee Fringe Benefits | 19,000.00 | FOR NET DEBT COMPUTATION | 43,787,360 | Cash Dec. 31, 1985 | 1,077,132.63 |
| Other Statutory Expenditures | 3,500.00 | REAL PROPERTY VALUATIONS | | Taxes Receivable | 31,620.04 |
| CETA And Other Public Employment Programs | | Code Class # of Parcels % VAL'N ASSESSED VALUATION | | Tax Title Liens | 8,970.90 |
| MUNICIPAL FUNCTIONS TOTAL | 734,718.96 | 1 Vacant Land 83 3.39 1,316,750.00 | | Foreclosed Property | |
| CAPITAL IMPROVEMENTS *MEMO* | | 2 Residential 380 53.03 20,610,525.00 | | Emergencies & Other Deferred Charges | 11,910.29 |
| DEBT SERVICE | | 3 Farm 3 .27 106,666.00 | | State and Federal Aid Receivable | 60,830.00 |
| Principal Payments | | 4a Commercial 45 8.34 3,241,850.00 | | Other Receivables | 84,476.16 |
| Interest Payments | | 4b Industrial 4 31.48 12,236,250.00 | | Total | 1,274,940.02 |
| DEFERRED CHARGES | | 4c Apartments 1 3.49 1,354,700.00 | | LIABILITIES, RESERVES, AND SURPLUS | |
| SCHOOL, COUNTY, SPECIAL DISTRICT TAXES | 3,202.12 | Total 516 38,866,741.00 | | Cash Liabilities | 685,843.16 |
| RESERVE FOR UNCOLLECTED TAXES | 1,026,400.76 | Land Area 1.30 Sq. Miles | | Reserves for Receivables | 125,067.10 |
| EXPENDITURES TOTAL | 1,834,671.84 | Net Valuation Taxable-Municipal 39,081,538 | | Surplus Dec. 31, 1985 | 464,029.76 |
| | | Net Valuation Taxable-County 53,105,979 | | Total | 1,274,940.02 |
| | | State Equalized Valuation 45,004,247 | | | |
| | | State Equalization Ratio 86.78 | | | |

0712
 Population 1980 **19,543**
 Population 1985 **19,521**
 S & P Rating **AA**
 Moody Rating **AAA**

General Tax Rate Per \$100. **2.31**
 State Equalized Tax Rate **1.98**

MILLBURN TOWNSHIP – ESSEX COUNTY
Form of Government:
Township Committee
Number of Members on Governing Body – 5

PER CAPITA:
 Gross Debt **540.21**
 Net Debt **404.81**
 Debt Service **69.50**
 Total Tax Levy **1,850.54**
 Municipal Expenditures **719.95**

PER CENT:
 Gross Debt **.66**
 Net Debt **.49**
 Tax Levy Collected **98.91**
 Tax Levy Cancelled, Abated or Adjusted **.04**

| EXPENDITURES | | REVENUES-REALIZED | | 1985 PROPERTY TAX | |
|---|---------------|--|------------------|--|---------------|
| GENERAL GOVERNMENT | | | | STATE EQUALIZED TAX RATE 1.98 | |
| Governing Body & Public Boards | 5,000.00 | 1985 Property Taxes Collected | 35,826,791.54 | Local District School Taxes .69 | 12,529,576.40 |
| Municipal Clerk | 207,200.00 | 1985 Payments in Lieu of Taxes | 151,700.00 | Regional & Consolidated School Tax | |
| Financial Administration | 148,015.00 | Delinquent Tax & Lien Collections | 322,958.56 | School Taxes in Municipal Budget | |
| Assessment of Taxes | 82,050.00 | Business Personalty Replacement Taxes | 437,625.24 | County Taxes .95 | 17,333,859.85 |
| Collection of Taxes | 66,855.00 | Taxes from Public Utilities | 2,135,902.00 | County Library Taxes | |
| Planning, Housing & Development | 23,265.00 | Other Miscellaneous Tax Revenues | 902,978.74 | Local Municipal Purpose Taxes .34 | 6,151,312.94 |
| Human Resources | | State Aid Revenues | 181,542.14 | Veteran & Senior Citizen Taxes | 99,750.00 |
| Elections | 5,300.00 | Federal Aid Revenues | 92,824.00 | Total Taxes for Rate Computation 1.98 | 36,114,499.19 |
| General Administration (other) | 774,202.00 | State and Local Fiscal Assistance Act Utilized | | Special District Taxes | |
| JUDICIARY | | Sale of Acquired Property | | Bank Corp. Taxes | 109,553.46 |
| Municipal Courts | 108,915.00 | Other Miscellaneous Revenues | 1,868,059.67 | Added and Omitted Taxes | |
| PUBLIC SAFETY | | Total | 41,920,381.89 | Total Taxes Levied - ABSTRACT | 36,124,302.65 |
| Fire Protection | 1,932,383.00 | Prior Years Surplus Appropriated | 2,430,000.00 | Total Taxes Billed | 36,222,107.16 |
| Police Protection | 2,306,283.00 | REVENUES TOTAL | 44,350,381.89 | 1985 TAXES COLLECTED | 35,826,791.54 |
| Civil Defense & Disaster Control | 5,350.00 | Reserve For Uncollected Taxes | 1,429,735.00 | 1985 Taxes Cancelled, Abated or Adjusted | 13,197.79 |
| Environmental Inspection & Control | 105,220.00 | CAPITAL OUTLAY TOTAL | 883,739.71 | Transfer to Tax Title Liens or Foreclosed | |
| Other Public Safety | | Public Enterprises | | Balance Outstanding Dec. 31, 1985 | 382,117.83 |
| PUBLIC WORKS | | Recreation—Culture | 46,301.87 | PRIOR YEARS TAXES OUTSTANDING | |
| Streets and Drainage | 1,247,390.00 | Public Works | 518,359.85 | Balance January 1, 1985 | 334,377.93 |
| Sewers and Sewage Processing | 330,735.00 | Buildings and Grounds | 313,104.92 | Collected in 1985 | 322,958.56 |
| Garbage and Trash Disposal | 511,612.40 | Library and Education | 5,973.07 | Cancelled, Abated or Adjusted 1985 | 11,408.66 |
| Public Buildings and Grounds | 394,025.00 | Conservation | | Transfers to Tax Title Liens or Foreclosed | |
| Other Public Works | | All Other | | Balance December 31, 1985 | 10.71 |
| HEALTH and WELFARE | | CAPITAL DEBT AUTHORIZED, DECEMBER 31, 1985 | | TAX TITLE LIENS OUTSTANDING | |
| Health Services Except Environmental | 206,972.00 | ISSUED AND UNISSUED | | Balance January 1, 1985 | |
| Welfare-Public Assistance | 9,885.00 | School | 2,643,000 | Transfer From Taxes | |
| Hospitals, Clinics, First Aid | | Self-liquidating | | Redeemed in 1985 | |
| Animal, Insect, & Rodent Control | | Other | 7,902,372 | Cancelled, Abated or Adjusted (1985) | |
| Other Welfare Services | | Total | 10,545,372 | Transfers to Foreclosed Property | |
| RECREATION and CONSERVATION | | ISSUED AND OUTSTANDING | | Balance December 31, 1985 | |
| Beaches and Boardwalks | | School | 2,643,000.00 | PROPERTY ACQUIRED BY DEED OR | |
| Parks, Playgrounds, Shade Trees | 820,080.00 | Self-Liquidating | | FORECLOSURE | |
| Land Reclamation & Conservation | | Other | 6,575,000.00 | Balance January 1, 1985 | 14,000.00 |
| Other Recreational Services | 27,370.00 | Total | 9,218,000.00 | Transfers From Taxes or Liens | |
| EDUCATION (excluding schools) | | EQUALIZED VALUATION BASIS | | Sale for Cash (1985) | |
| Libraries | 396,568.00 | FOR NET DEBT COMPUTATION | 1,607,308,106 | Cancelled, Abated or Adjusted (1985) | |
| Other Educational Services | | REAL PROPERTY VALUATIONS | | Balance December 31, 1985 | 14,000.00 |
| STATUTORY EXPENDITURES | | Code Class # of Parcels % VAL'N | | CURRENT FINANCES DECEMBER 31, 1985 | |
| Pensions & F. I. C. A. | 1,010,102.00 | 1 Vacant Land 123 1.00 | 15,524,400.00 | ASSETS | |
| Employee Fringe Benefits | 448,800.00 | 2 Residential 5968 78.70 | 1,220,328,500.00 | Cash Dec. 31, 1985 | 4,974,172.09 |
| Other Statutory Expenditures | | 3 Farm | | Taxes Receivable | 382,128.54 |
| CETA And Other Public Employment Programs | | 4a Commercial 223 17.46 | 270,800,200.00 | Tax Title Liens | |
| MUNICIPAL FUNCTIONS TOTAL | 11,173,577.40 | 4b Industrial 34 1.48 | 22,919,200.00 | Foreclosed Property | 14,000.00 |
| CAPITAL IMPROVEMENTS *MEMO* | 50,000.00 | 4c Apartments 22 1.36 | 21,100,000.00 | Emergencies & Other Deferred Charges | 72,200.00 |
| DEBT SERVICE | | Total 6370 | 1,550,672,300.00 | State and Federal Aid Receivable | 1,403.89 |
| Principal Payments | 990,000.00 | Land Area 10.00 Sq. Miles | | Other Receivables | 31,134.05 |
| Interest Payments | 366,729.16 | Net Valuation Taxable-Municipal | 1,564,259,300 | Total | 5,475,038.57 |
| DEFERRED CHARGES | 94,100.00 | Net Valuation Taxable-County | 1,611,720,993 | LIABILITIES, RESERVES, AND SURPLUS | |
| SCHOOL, COUNTY, SPECIAL DISTRICT TAXES | 29,863,436.25 | State Equalized Valuation | 1,823,249,001 | Cash Liabilities | 2,107,510.77 |
| RESERVE FOR UNCOLLECTED TAXES | 1,429,735.00 | State Equalization Ratio | 85.69 | Reserves for Receivables | 427,262.59 |
| EXPENDITURES TOTAL | 43,917,577.81 | | | Surplus Dec. 31, 1985 | 2,940,265.21 |
| | | | | Total | 5,475,038.57 |

1812
Population 1980 530
Population 1985 520
S & P Rating
Moody Rating

General Tax Rate Per \$100. 1.82
State Equalized Tax Rate 1.56

MILLSTONE BOROUGH – SOMERSET CO.
Form of Government:
Borough Council
Number of Members on Governing Body – 6

PER CAPITA:
Gross Debt 17.31
Net Debt 17.31
Debt Service 3.01
Total Tax Levy 502.00
Municipal Expenditures 247.79

PER CENT:
Gross Debt .06
Net Debt .06
Tax Levy Collected 97.15
Tax Levy Cancelled, Abated or Adjusted .02

| EXPENDITURES | | REVENUES-REALIZED | | 1985 PROPERTY TAX | |
|---|------------|--|---------------|--|-----------------|
| GENERAL GOVERNMENT | | | | STATE EQUALIZED TAX RATE .99 | 164,009.00 |
| Governing Body & Public Boards | | 1985 Property Taxes Collected | 250,641.43 | Local District School Taxes | |
| Municipal Clerk | | 1985 Payments in Lieu of Taxes | | Regional & Consolidated School Tax | |
| Financial Administration | 9,200.00 | Delinquent Tax & Lien Collections | 7,288.13 | School Taxes in Municipal Budget | |
| Assessment of Taxes | 3,600.00 | Business Personality Replacement Taxes | 2,411.84 | County Taxes | .45 74,307.21 |
| Collection of Taxes | 5,825.00 | Taxes from Public Utilities | 52,915.00 | County Library Taxes | .03 5,790.86 |
| Planning, Housing & Development | 700.00 | Other Miscellaneous Tax Revenues | | Local Municipal Purpose Taxes | .08 13,502.25 |
| Human Resources | | State Aid Revenues | 4,415.63 | Veteran & Senior Citizen Taxes | 4,350.00 |
| Elections | 325.00 | Federal Aid Revenues | | Total Taxes for Rate Computation | 1.55 261,959.32 |
| General Administration (other) | 16,450.00 | State and Local Fiscal Assistance Act Utilized | 2,566.33 | Special District Taxes | |
| JUDICIARY | | Sale of Acquired Property | | Bank Corp. Taxes | 3,432.35 |
| Municipal Courts | 2,550.00 | Other Miscellaneous Revenues | 12,866.05 | Added and Omitted Taxes | |
| PUBLIC SAFETY | | Total | 333,104.41 | Total Taxes Levied - ABSTRACT | 261,041.67 |
| Fire Protection | 24,903.92 | Prior Years Surplus Appropriated | 38,000.00 | Total Taxes Billed | 257,984.98 |
| Police Protection | 650.00 | REVENUES TOTAL | 371,104.41 | 1985 TAXES COLLECTED | 250,641.43 |
| Civil Defense & Disaster Control | 800.00 | Reserve For Uncollected Taxes | 20,680.90 | 1985 Taxes Cancelled, Abated or Adjusted | 50.00 |
| Environmental Inspection & Control | 2,200.00 | | | Transfer to Tax Title Liens or Foreclosed | |
| Other Public Safety | | CAPITAL OUTLAY TOTAL | | Balance Outstanding Dec. 31, 1985 | 7,293.55 |
| PUBLIC WORKS | | | | PRIOR YEARS TAXES OUTSTANDING | |
| Streets and Drainage | 8,300.00 | Public Enterprises | | Balance January 1, 1985 | 7,288.13 |
| Sewers and Sewage Processing | | Recreation—Culture | | Collected in 1985 | 7,288.13 |
| Garbage and Trash Disposal | 18,000.00 | Public Works | | Cancelled, Abated or Adjusted 1985 | |
| Public Buildings and Grounds | 2,700.00 | Buildings and Grounds | | Transfers to Tax Title Liens or Foreclosed | |
| Other Public Works | | Library and Education | | Balance December 31, 1985 | |
| HEALTH and WELFARE | | Conservation | | TAX TITLE LIENS OUTSTANDING | |
| Health Services Except Environmental | 2,150.00 | All Other | | Balance January 1, 1985 | |
| Welfare-Public Assistance | 1,175.00 | | | Transfer From Taxes | |
| Hospitals, Clinics, First Aid | | CAPITAL DEBT AUTHORIZED, DECEMBER 31, 1985 | | Redeemed in 1985 | |
| Animal, Insect, & Rodent Control | | ISSUED AND UNISSUED GROSS DEBT NET DEBT | | Cancelled, Abated or Adjusted (1985) | |
| Other Welfare Services | | School | | Transfers to Foreclosed Property | |
| RECREATION and CONSERVATION | | Self-liquidating | | Balance December 31, 1985 | |
| Beaches and Boardwalks | | Other | 9,000 9,000 | PROPERTY ACQUIRED BY DEED OR | |
| Parks, Playgrounds, Shade Trees | 1,800.00 | Total | 9,000 9,000 | FORECLOSURE | |
| Land Reclamation & Conservation | 25.00 | ISSUED AND OUTSTANDING | | Balance January 1, 1985 | |
| Other Recreational Services | | School | | Transfers From Taxes or Liens | |
| EDUCATION (excluding schools) | | Self-Liquidating | | Sale for Cash (1985) | |
| Libraries | | Other | 9,000.00 | Cancelled, Abated or Adjusted (1985) | |
| Other Educational Services | 50.00 | Total | 9,000.00 | Balance December 31, 1985 | |
| STATUTORY EXPENDITURES | | EQUALIZED VALUATION BASIS | | CURRENT FINANCES DECEMBER 31, 1985 | |
| Pensions & F. I. C. A. | 3,700.00 | FOR NET DEBT COMPUTATION | 15,020,248 | ASSETS | |
| Employee Fringe Benefits | | REAL PROPERTY VALUATIONS | | Cash Dec. 31, 1985 | 92,014.55 |
| Other Statutory Expenditures | 600.00 | Code Class # of Parcels % VAL'N | | Taxes Receivable | 7,293.55 |
| CETA And Other Public Employment Programs | | 1 Vacant Land 12 1.26 | 178,200.00 | Tax Title Liens | |
| MUNICIPAL FUNCTIONS TOTAL | 105,703.92 | 2 Residential 152 90.92 | 12,827,100.00 | Foreclosed Property | |
| CAPITAL IMPROVEMENTS *MEMO* | | 3 Farm 6 .82 | 115,200.00 | Emergencies & Other Deferred Charges | 1,800.00 |
| DEBT SERVICE | | 4a Commercial 8 7.00 | 987,800.00 | State and Federal Aid Receivable | |
| Principal Payments | 1,000.00 | 4b Industrial | | Other Receivables | 177.87 |
| Interest Payments | 565.25 | 4c Apartments | | Total | 101,285.97 |
| DEFERRED CHARGES | 900.00 | Total | 14,108,300.00 | LIABILITIES, RESERVES, AND SURPLUS | |
| SCHOOL, COUNTY, SPECIAL DISTRICT TAXES | 244,107.07 | Land Area .60 Sq. Miles | | Cash Liabilities | 32,399.22 |
| RESERVE FOR UNCOLLECTED TAXES | 20,680.90 | Net Valuation Taxable-Municipal | 14,174,999 | Reserves for Receivables | 7,471.42 |
| EXPENDITURES TOTAL | 372,957.14 | Net Valuation Taxable-County | 14,763,563 | Surplus Dec. 31, 1985 | 61,415.33 |
| | | State Equalized Valuation | 16,546,433 | Total | 101,285.97 |
| | | State Equalization Ratio | 85.61 | | |

1332

Population 1980 3,926
 Population 1985 4,234
 S & P Rating
 Moody Rating

General Tax Rate Per \$100.

2.86

State Equalized Tax Rate

2.06

MILLSTONE TOWNSHIP – MONMOUTH CO.**Form of Government:****Township Committee****Number of Members on Governing Body – 3**

PER CAPITA:

Gross Debt 50.97

Net Debt 50.97

Debt Service

Total Tax Levy 848.96

Municipal Expenditures 377.03

PER CENT:

Gross Debt .14

Net Debt .14

Tax Levy Collected 93.48

Tax Levy Cancelled, Abated

or Adjusted

| EXPENDITURES | | REVENUES-REALIZED | | 1985 PROPERTY TAX | |
|---|---------------------|---|------------------|---|--------------|
| GENERAL GOVERNMENT | | | | STATE EQUALIZED TAX RATE → 1.53 | |
| Governing Body & Public Boards | | 1985 Property Taxes Collected | 3,369,665.42 | Local District School Taxes | 2,506,307.00 |
| Municipal Clerk | | 1985 Payments in Lieu of Taxes | | Regional & Consolidated School Tax | |
| Financial Administration | 31,500.00 | Delinquent Tax & Lien Collections | 239,071.86 | School Taxes in Municipal Budget | |
| Assessment of Taxes | 30,900.00 | Business Personalty Replacement Taxes | 45,528.60 | County Taxes | 836,776.67 |
| Collection of Taxes | 22,800.00 | Taxes from Public Utilities | 335,894.00 | County Library Taxes | 31,347.89 |
| Planning, Housing & Development | 108,100.00 | Other Miscellaneous Tax Revenues | | Local Municipal Purpose Taxes | |
| Human Resources | 3,000.00 | State Aid Revenues | 173,106.31 | Veteran & Senior Citizen Taxes | 29,150.00 |
| Elections | 1,100.00 | Federal Aid Revenues | | Total Taxes for Rate Computation | 3,403,581.56 |
| General Administration (other) | 159,300.00 | State and Local Fiscal Assistance Act Utilized | 23,404.32 | Special District Taxes | 83,000.00 |
| JUDICIARY | | Sale of Acquired Property | | Bank Corp. Taxes | 5,037.81 |
| Municipal Courts | 59,600.00 | Other Miscellaneous Revenues | 723,213.89 | Added and Omitted Taxes | 132,039.89 |
| PUBLIC SAFETY | | Total | 4,909,884.40 | Total Taxes Levied - ABSTRACT | 3,594,509.26 |
| Fire Protection | | Prior Years Surplus Appropriated | 814,000.00 | Total Taxes Billed | 3,604,530.86 |
| Police Protection | 18,000.00 | REVENUES TOTAL | 5,723,884.40 | 1985 TAXES COLLECTED | 3,369,665.42 |
| Civil Defense & Disaster Control | 1,000.00 | Reserve For Uncollected Taxes | 454,849.14 | 1985 Taxes Cancelled, Abated or Adjusted | 16.70 |
| Environmental Inspection & Control | 23,600.00 | | | Transfer to Tax Title Liens or Foreclosed | 2,310.59 |
| Other Public Safety | | | | Balance Outstanding Dec. 31, 1985 | 232,538.15 |
| PUBLIC WORKS | | CAPITAL OUTLAY TOTAL | 22,241.42 | PRIOR YEARS TAXES OUTSTANDING | |
| Streets and Drainage | 480,481.32 | Public Enterprises | | Balance January 1, 1985 | 231,547.32 |
| Sewers and Sewage Processing | | Recreation—Culture | | Collected in 1985 | 231,208.60 |
| Garbage and Trash Disposal | | Public Works | 19,241.42 | Cancelled, Abated or Adjusted 1985 | |
| Public Buildings and Grounds | 13,000.00 | Buildings and Grounds | 3,000.00 | Transfers to Tax Title Liens or Foreclosed | |
| Other Public Works | | Library and Education | | Balance December 31, 1985 | 338.72 |
| HEALTH and WELFARE | | Conservation | | TAX TITLE LIENS OUTSTANDING | |
| Health Services Except Environmental | 22,945.00 | All Other | | Balance January 1, 1985 | 18,700.26 |
| Welfare-Public Assistance | 5,000.00 | | | Transfer From Taxes | 2,310.59 |
| Hospitals, Clinics, First Aid | 4,000.00 | CAPITAL DEBT AUTHORIZED, DECEMBER 31, 1985 | | Redeemed in 1985 | 7,863.26 |
| Animal, Insect, & Rodent Control | 700.00 | ISSUED AND UNISSUED GROSS DEBT NET DEBT | | Cancelled, Abated or Adjusted (1985) | |
| Other Welfare Services | | School | | Transfers to Foreclosed Property | |
| RECREATION and CONSERVATION | | Self-Liquidating | | Balance December 31, 1985 | 13,147.59 |
| Beaches and Boardwalks | | Other | 215,796 | PROPERTY ACQUIRED BY DEED OR FORECLOSURE | |
| Parks, Playgrounds, Shade Trees | 1,000.00 | Total | 215,796 | Balance January 1, 1985 | 92,180.00 |
| Land Reclamation & Conservation | 3,700.00 | ISSUED AND OUTSTANDING | | Transfers From Taxes or Liens | |
| Other Recreational Services | 10,500.00 | School | | Sale for Cash (1985) | |
| EDUCATION (excluding schools) | | Self-Liquidating | | Cancelled, Abated or Adjusted (1985) | |
| Libraries | | Other | | Balance December 31, 1985 | 92,180.00 |
| Other Educational Services | 500.00 | Total | | CURRENT FINANCES DECEMBER 31, 1985 | |
| STATUTORY EXPENDITURES | | EQUALIZED VALUATION BASIS | | ASSETS | |
| Pensions & F. I. C. A. | 33,700.00 | FOR NET DEBT COMPUTATION | 149,983,163 | Cash Dec. 31, 1985 | 3,452,137.44 |
| Employee Fringe Benefits | 5,500.00 | REAL PROPERTY VALUATIONS | | Taxes Receivable | 232,876.87 |
| Other Statutory Expenditures | 5,000.56 | Code Class # of Parcels % VAL'N | | Tax Title Liens | 13,147.59 |
| CETA And Other Public Employment Programs | | 1 Vacant Land 596 11.53 | 13,524,400.00 | Foreclosed Property | 92,180.00 |
| MUNICIPAL FUNCTIONS TOTAL | 1,044,926.88 | 2 Residential 951 61.63 | 72,271,800.00 | Emergencies & Other Deferred Charges | 30,000.00 |
| CAPITAL IMPROVEMENTS *MEMO* | | 3 Farm 707 19.37 | 22,720,295.00 | State and Federal Aid Receivable | 13,050.03 |
| DEBT SERVICE | | 4a Commercial 48 5.49 | 6,443,200.00 | Other Receivables | 152,522.06 |
| Principal Payments | | 4b Industrial 3 1.40 | 1,645,200.00 | Total | 3,985,913.99 |
| Interest Payments | | 4c Apartments 4 .57 | 671,300.00 | LIABILITIES, RESERVES, AND SURPLUS | |
| DEFERRED CHARGES | 96,578.12 | Total 2309 | 117,276,195.00 | Cash Liabilities | 1,774,192.94 |
| SCHOOL, COUNTY, SPECIAL DISTRICT TAXES | 3,457,431.56 | Land Area 37.38 Sq. Miles | | Reserves for Receivables | 490,726.52 |
| RESERVE FOR UNCOLLECTED TAXES | 454,849.14 | Net Valuation Taxable-Municipal | 118,184,840 | Surplus Dec. 31, 1985 | 1,720,994.53 |
| EXPENDITURES TOTAL | 5,053,785.70 | Net Valuation Taxable-County | 158,410,183 | Total | 3,985,913.99 |
| | | State Equalized Valuation | 163,814,875 | | |
| | | State Equalization Ratio | 71.99 | | |

1212
Population 1980 7,136
Population 1985 7,065
S & P Rating
Moody Rating A

General Tax Rate Per \$100.

State Equalized Tax Rate 2.22
2.15

MILLTOWN BOROUGH – MIDDLESEX CO.

Form of Government:

Borough Council

Number of Members on Governing Body – 6

PER CAPITA:

Gross Debt 455.77
Net Debt 215.23
Debt Service 42.36
Total Tax Levy 743.37
Municipal Expenditures 247.66

PER CENT:

Gross Debt 1.51
Net Debt .71
Tax Levy Collected 97.95
Tax Levy Cancelled, Abated or Adjusted .01

| EXPENDITURES | | REVENUES-REALIZED | | 1985 PROPERTY TAX | |
|---|--------------|--|--------------|--|--------------|
| GENERAL GOVERNMENT | | | | STATE EQUALIZED TAX RATE | |
| Governing Body & Public Boards | | 1985 Property Taxes Collected | 5,148,330.55 | Local District School Taxes 1.40 | 3,391,153.00 |
| Municipal Clerk | | 1985 Payments in Lieu of Taxes | | Regional & Consolidated School Tax | |
| Financial Administration | 11,278.00 | Delinquent Tax & Lien Collections | 68,260.73 | School Taxes in Municipal Budget | |
| Assessment of Taxes | 9,453.00 | Business Personalty Replacement Taxes | 98,343.36 | County Taxes .55 | 1,333,020.74 |
| Collection of Taxes | 47,649.00 | Taxes from Public Utilities | 206,096.00 | County Library Taxes | |
| Planning, Housing & Development | 7,758.00 | Other Miscellaneous Tax Revenues | | Local Municipal Purpose Taxes .19 | 460,519.78 |
| Human Resources | | State Aid Revenues | 46,246.11 | Veteran & Senior Citizen Taxes | 94,150.00 |
| Elections | 13,895.00 | Federal Aid Revenues | | Total Taxes for Rate Computation 2.14 | 5,278,843.52 |
| General Administration (other) | 185,765.72 | State and Local Fiscal Assistance Act Utilized | 27,738.00 | Special District Taxes | |
| JUDICIARY | | Sale of Acquired Property | | Bank Corp. Taxes | 10,173.65 |
| Municipal Courts | 28,997.00 | Other Miscellaneous Revenues | 743,190.55 | Added and Omitted Taxes | 57,030.01 |
| PUBLIC SAFETY | | Total | 6,338,205.30 | Total Taxes Levied - ABSTRACT | 5,251,897.18 |
| Fire Protection | 28,102.00 | Prior Years Surplus Appropriated | 100,000.00 | Total Taxes Billed | 5,256,308.11 |
| Police Protection | 359,758.10 | REVENUES TOTAL | 6,438,205.30 | 1985 TAXES COLLECTED | 5,148,330.55 |
| Civil Defense & Disaster Control | 2,473.00 | Reserve For Uncollected Taxes | 101,350.00 | 1985 Taxes Cancelled, Abated or Adjusted | 560.01 |
| Environmental Inspection & Control | 7,244.00 | CAPITAL OUTLAY TOTAL | 324,835.35 | Transfer to Tax Title Liens or Foreclosed | 4,730.82 |
| Other Public Safety | | Public Enterprises | 31,014.09 | Balance Outstanding Dec. 31, 1985 | 102,686.73 |
| PUBLIC WORKS | | Recreation—Culture | 69,928.85 | PRIOR YEARS TAXES OUTSTANDING | |
| Streets and Drainage | 127,331.28 | Public Works | 216,522.90 | Balance January 1, 1985 | 76,715.90 |
| Sewers and Sewage Processing | 181,223.00 | Buildings and Grounds | 7,369.51 | Collected in 1985 | 63,464.16 |
| Garbage and Trash Disposal | 11,473.00 | Library and Education | | Cancelled, Abated or Adjusted 1985 | |
| Public Buildings and Grounds | | Conservation | | Transfers to Tax Title Liens or Foreclosed | 1,019.54 |
| Other Public Works | | All Other | | Balance December 31, 1985 | 12,232.20 |
| HEALTH and WELFARE | | CAPITAL DEBT AUTHORIZED, DECEMBER 31, 1985 | | TAX TITLE LIENS OUTSTANDING | |
| Health Services Except Environmental | 11,594.00 | ISSUED AND UNISSUED | | Balance January 1, 1985 | 6,599.84 |
| Welfare-Public Assistance | 2,362.00 | School | 1,285,000 | Transfer From Taxes | 5,927.17 |
| Hospitals, Clinics, First Aid | | Self-liquidating | 411,000 | Redeemed in 1985 | 4,796.57 |
| Animal, Insect, & Rodent Control | 1,000.00 | Other | 1,524,026 | Cancelled, Abated or Adjusted (1985) | |
| Other Welfare Services | | Total | 3,220,026 | Transfers to Foreclosed Property | |
| RECREATION and CONSERVATION | | ISSUED AND OUTSTANDING | | Balance December 31, 1985 | 7,730.44 |
| Beaches and Boardwalks | | School | 1,285,000.00 | PROPERTY ACQUIRED BY DEED OR | |
| Parks, Playgrounds, Shade Trees | 70,458.00 | Self-Liquidating | 411,000.00 | FORECLOSURE | |
| Land Reclamation & Conservation | | Other | 1,441,000.00 | Balance January 1, 1985 | |
| Other Recreational Services | 40,060.05 | Total | 3,137,000.00 | Transfers From Taxes or Liens | |
| EDUCATION (excluding schools) | | EQUALIZED VALUATION BASIS | | Sale for Cash (1985) | |
| Libraries | 51,000.00 | FOR NET DEBT COMPUTATION | 213,746,515 | Cancelled, Abated or Adjusted (1985) | |
| Other Educational Services | | REAL PROPERTY VALUATIONS | | Balance December 31, 1985 | |
| STATUTORY EXPENDITURES | | Code Class # of Parcels % VAL'N | | CURRENT FINANCES DECEMBER 31, 1985 | |
| Pensions & F. I. C. A. | 92,890.86 | 1 Vacant Land 144 2.77 | | ASSETS | |
| Employee Fringe Benefits | 50,089.00 | 2 Residential 2172 83.65 | | Cash Dec. 31, 1985 | 187,627.91 |
| Other Statutory Expenditures | | 3 Farm | | Taxes Receivable | 114,918.93 |
| CETA And Other Public Employment Programs | | 4a Commercial 88 6.56 | | Tax Title Liens | 7,730.44 |
| MUNICIPAL FUNCTIONS TOTAL | 1,341,854.01 | 4b Industrial 7 6.38 | | Foreclosed Property | |
| CAPITAL IMPROVEMENTS *MEMO* | 9,000.00 | 4c Apartments 8 .64 | | Emergencies & Other Deferred Charges | 19,957.15 |
| DEBT SERVICE | | Total 2419 | | State and Federal Aid Receivable | 2,055.00 |
| Principal Payments | 212,000.00 | Land Area 1.60 Sq. Miles | | Other Receivables | 14,254.32 |
| Interest Payments | 87,272.17 | Net Valuation Taxable-Municipal | 234,245,116 | Total | 346,543.75 |
| DEFERRED CHARGES | 7,250.20 | Net Valuation Taxable-County | 231,678,884 | LIABILITIES, RESERVES, AND SURPLUS | |
| SCHOOL, COUNTY, SPECIAL DISTRICT TAXES | 4,724,173.74 | State Equalized Valuation | 241,352,654 | Cash Liabilities | 117,308.03 |
| RESERVE FOR UNCOLLECTED TAXES | 101,350.00 | State Equalization Ratio 97.05 | | Reserves for Receivables | 136,903.69 |
| EXPENDITURES TOTAL | 6,473,900.12 | | | Surplus Dec. 31, 1985 | 92,332.03 |
| | | | | Total | 346,543.75 |

0610

Population 1980 **24,815**
 Population 1985 **25,505**
 S & P Rating **A**
 Moody Rating

General Tax Rate Per \$100. **4.88**
 State Equalized Tax Rate **2.76**

MILLVILLE CITY - CUMBERLAND COUNTY
Form of Government:
Commission (1911)
Number of Members on Governing Body - 5

PER CAPITA:
 Gross Debt **544.90**
 Net Debt **165.50**
 Debt Service **40.87**
 Total Tax Levy **492.76**
 Municipal Expenditures **347.50**

PER CENT:
 Gross Debt **3.41**
 Net Debt **1.04**
 Tax Levy Collected **94.30**
 Tax Levy Cancelled, Abated or Adjusted **1.09**

| EXPENDITURES | | REVENUES-REALIZED | | 1985 PROPERTY TAX | |
|--|----------------------|--|-----------------------|---|----------------------|
| GENERAL GOVERNMENT | | | | STATE EQUALIZED TAX RATE → 1.02 | |
| Governing Body & Public Boards | | 1985 Property Taxes Collected | 11,822,588.99 | Local District School Taxes | 4,595,899.00 |
| Municipal Clerk | 93,475.00 | 1985 Payments in Lieu of Taxes | | Regional & Consolidated School Tax | |
| Financial Administration | 131,347.71 | Delinquent Tax & Lien Collections | 474,395.62 | School Taxes in Municipal Budget | .06 |
| Assessment of Taxes | 88,450.00 | Business Personalty Replacement Taxes | 478,329.96 | County Taxes | 1.09 * |
| Collection of Taxes | 167,800.00 | Taxes from Public Utilities | 1,640,232.00 | County Library Taxes | |
| Planning, Housing & Development | 104,429.01 | Other Miscellaneous Tax Revenues | 39,063.28 | Local Municipal Purpose Taxes | .59 |
| Human Resources | 466,473.00 | State Aid Revenues | 1,800,834.25 | Veteran & Senior Citizen Taxes | |
| Elections | 20,824.07 | Federal Aid Revenues | | Total Taxes for Rate Computation | 2.76 |
| General Administration (other) | 978,244.49 | State and Local Fiscal Assistance Act Utilized | 225,151.61 | Special District Taxes | |
| JUDICIARY | | Sale of Acquired Property | | Bank Corp. Taxes | 35,624.21 |
| Municipal Courts | 82,832.79 | Other Miscellaneous Revenues | 1,275,496.84 | Added and Omitted Taxes | 70,211.15 |
| PUBLIC SAFETY | | Total | 17,756,092.55 | Total Taxes Levied - ABSTRACT | 12,567,732.94 |
| Fire Protection | 198,195.00 | Prior Years Surplus Appropriated | 226,000.00 | Total Taxes Billed | 12,537,525.25 |
| Police Protection | 1,563,918.35 | REVENUES TOTAL | 17,982,092.55 | 1985 TAXES COLLECTED | 11,822,588.99 |
| Civil Defense & Disaster Control | 5,432.91 | Reserve For Uncollected Taxes | 618,103.30 | 1985 Taxes Cancelled, Abated or Adjusted | 136,883.70 |
| Environmental Inspection & Control | 99,671.90 | CAPITAL OUTLAY TOTAL | 1,183,196.04 | Transfer to Tax Title Liens or Foreclosed | 51,515.41 |
| Other Public Safety | | | | Balance Outstanding Dec. 31, 1985 | 526,537.15 |
| PUBLIC WORKS | | | | PRIOR YEARS TAXES OUTSTANDING | |
| Streets and Drainage | 854,100.53 | Public Enterprises | 364,060.57 | Balance January 1, 1985 | 425,882.28 |
| Sewers and Sewage Processing | | Recreation—Culture | 176,325.48 | Collected in 1985 | 402,827.01 |
| Garbage and Trash Disposal | 402,774.44 | Public Works | 47,944.25 | Cancelled, Abated or Adjusted 1985 | 8,628.38 |
| Public Buildings and Grounds | 202,300.00 | Buildings and Grounds | 594,615.74 | Transfers to Tax Title Liens or Foreclosed | 13,764.39 |
| Other Public Works | 120,250.00 | Library and Education | 250.00 | Balance December 31, 1985 | 662.50 |
| HEALTH and WELFARE | | Conservation | | TAX TITLE LIENS OUTSTANDING | |
| Health Services Except Environmental | 16,200.00 | All Other | | Balance January 1, 1985 | 147,586.62 |
| Welfare-Public Assistance | 92,775.00 | CAPITAL DEBT AUTHORIZED, DECEMBER 31, 1985 | | Transfer From Taxes | 72,379.41 |
| Hospitals, Clinics, First Aid | 9,500.00 | ISSUED AND UNISSUED | | Redeemed in 1985 | 71,568.61 |
| Animal, Insect, & Rodent Control | 25,221.60 | School | 5,368,550 | Cancelled, Abated or Adjusted (1985) | 10,240.41 |
| Other Welfare Services | | Self-liquidating | 4,922,105 | Transfers to Foreclosed Property | |
| RECREATION and CONSERVATION | | Other | 3,607,100 | Balance December 31, 1985 | 138,157.01 |
| Beaches and Boardwalks | | Total | 13,897,755 | PROPERTY ACQUIRED BY DEED OR FORECLOSURE | |
| Parks, Playgrounds, Shade Trees | 190,150.00 | ISSUED AND OUTSTANDING | | Balance January 1, 1985 | 192,155.00 |
| Land Reclamation & Conservation | | School | 5,334,000.00 | Transfers From Taxes or Liens | |
| Other Recreational Services | 63,020.00 | Self-Liquidating | 1,842,000.00 | Sale for Cash (1985) | |
| EDUCATION (excluding schools) | | Other | 2,565,000.00 | Cancelled, Abated or Adjusted (1985) | |
| Libraries | 135,000.00 | Total | 9,741,000.00 | Balance December 31, 1985 | 192,155.00 |
| Other Educational Services | | EQUALIZED VALUATION BASIS | | CURRENT FINANCES DECEMBER 31, 1985 | |
| STATUTORY EXPENDITURES | | FOR NET DEBT COMPUTATION | 407,787,476 | ASSETS | |
| Pensions & F. I. C. A. | 559,923.17 | REAL PROPERTY VALUATIONS | | Cash Dec. 31, 1985 | 2,072,725.74 |
| Employee Fringe Benefits | 359,000.00 | Code Class # of Parcels % VAL'N | | Taxes Receivable | 527,199.65 |
| Other Statutory Expenditures | | 1 Vacant Land 2018 4.09 | 10,281,250.00 | Tax Title Liens | 138,157.01 |
| CETA And Other Public Employment Programs | | 2 Residential 6543 62.41 | 156,718,250.00 | Foreclosed Property | 192,155.00 |
| MUNICIPAL FUNCTIONS TOTAL | 7,031,308.97 | 3 Farm 194 1.20 | 3,007,850.00 | Emergencies & Other Deferred Charges | 66,534.02 |
| CAPITAL IMPROVEMENTS *MEMO* | 75,000.00 | 4a Commercial 423 9.54 | 23,964,600.00 | State and Federal Aid Receivable | 1,954.66 |
| DEBT SERVICE | | 4b Industrial 115 17.34 | 43,537,150.00 | Other Receivables | 578,244.39 |
| Principal Payments | 565,000.00 | 4c Apartments 46 5.41 | 13,595,000.00 | Total | 3,576,970.47 |
| Interest Payments | 477,481.79 | Total 9339 | 251,104,100.00 | LIABILITIES, RESERVES, AND SURPLUS | |
| TYPE I SCHL DEBT *MEMO | 864,993.66 | Land Area 43.00 Sq. Miles | | Cash Liabilities | 1,556,381.38 |
| DEFERRED CHARGES | 171,108.08 | Net Valuation Taxable-Municipal | 255,441,022 | Reserves for Receivables | 973,350.16 |
| SCHOOL, COUNTY, SPECIAL DISTRICT TAXES | 9,779,897.58 | Net Valuation Taxable-County | 422,862,778 | Surplus Dec. 31, 1985 | 1,047,238.93 |
| RESERVE FOR UNCOLLECTED TAXES | 618,103.30 | State Equalized Valuation | 448,773,326 | Total | 3,576,970.47 |
| EXPENDITURES TOTAL | 18,642,899.72 | State Equalization Ratio | 56.51 | | |

1985/3000

* ABOVE DEBT SERVICE INCLUDES TYPE I SCHOOL DEBT

384

*Includes County Health Service Taxes or County Vocational School Taxes. See Table 13.

1420
Population 1980 3,325
Population 1985 3,366
S & P Rating
Moody Rating

General Tax Rate Per \$100. 4.00
State Equalized Tax Rate 2.53

MINE HILL TOWNSHIP – MORRIS COUNTY
Form of Government:
Mayor–Council Plan E (OMCL 50)
Number of Members on Governing Body – 5

PER CAPITA:
Gross Debt 263.02
Net Debt 263.02
Debt Service 10.16
Total Tax Levy 815.82
Municipal Expenditures 319.47
PER CENT:
Gross Debt .99
Net Debt .99
Tax Levy Collected 96.77
Tax Levy Cancelled, Abated or Adjusted .11

| EXPENDITURES | | REVENUES-REALIZED | | 1985 PROPERTY TAX | |
|---|--------------|--|---------------|--|-------------------|
| GENERAL GOVERNMENT | | | | STATE EQUALIZED TAX RATE | |
| Governing Body & Public Boards | | 1985 Property Taxes Collected | 2,657,117.06 | Local District School Taxes 1.65 | 1,645,112.00 |
| Municipal Clerk | | 1985 Payments in Lieu of Taxes | | Regional & Consolidated School Tax | |
| Financial Administration | 32,005.55 | Delinquent Tax & Lien Collections | 44,629.66 | School Taxes in Municipal Budget | |
| Assessment of Taxes | 14,724.49 | Business Personalty Replacement Taxes | 57,790.40 | County Taxes | .35 352,803.12 |
| Collection of Taxes | 15,423.84 | Taxes from Public Utilities | 160,730.00 | County Library Taxes | .01 13,950.99 |
| Planning, Housing & Development | 35,701.20 | Other Miscellaneous Tax Revenues | | Local Municipal Purpose Taxes | .51 506,580.53 |
| Human Resources | | State Aid Revenues | 42,068.00 | Veteran & Senior Citizen Taxes | 38,850.00 |
| Elections | 896.99 | Federal Aid Revenues | | Total Taxes for Rate Computation | 2.52 2,557,296.64 |
| General Administration (other) | 170,566.39 | State and Local Fiscal Assistance Act Utilized | 26,313.00 | Special District Taxes | 167,513.16 |
| JUDICIARY | | Sale of Acquired Property | 5,110.00 | Bank Corp. Taxes | 3,974.18 |
| Municipal Courts | 30,899.10 | Other Miscellaneous Revenues | 209,338.04 | Added and Omitted Taxes | 56,122.51 |
| PUBLIC SAFETY | | Total | 3,203,096.16 | Total Taxes Levied - ABSTRACT | 2,746,056.49 |
| Fire Protection | 27,961.50 | Prior Years Surplus Appropriated | 163,000.00 | Total Taxes Billed | 2,745,719.47 |
| Police Protection | 276,977.77 | REVENUES TOTAL | 3,366,096.16 | 1985 TAXES COLLECTED | 2,657,117.06 |
| Civil Defense & Disaster Control | 10,500.00 | Reserve For Uncollected Taxes | 79,427.42 | 1985 Taxes Cancelled, Abated or Adjusted | 3,045.90 |
| Environmental Inspection & Control | 6,791.96 | CAPITAL OUTLAY TOTAL | 58,205.13 | Transfer to Tax Title Liens or Foreclosed | 12,366.78 |
| Other Public Safety | | Public Enterprises | 13,313.15 | Balance Outstanding Dec. 31, 1985 | 73,189.73 |
| PUBLIC WORKS | | Recreation—Culture | 458.38 | PRIOR YEARS TAXES OUTSTANDING | |
| Streets and Drainage | 138,195.84 | Public Works | 7,168.40 | Balance January 1, 1985 | 44,629.66 |
| Sewers and Sewage Processing | 5,000.00 | Buildings and Grounds | 37,265.20 | Collected in 1985 | 44,629.66 |
| Garbage and Trash Disposal | | Library and Education | | Cancelled, Abated or Adjusted 1985 | |
| Public Buildings and Grounds | 4,660.88 | Conservation | | Transfers to Tax Title Liens or Foreclosed | |
| Other Public Works | 12,627.00 | All Other | | Balance December 31, 1985 | |
| HEALTH and WELFARE | | CAPITAL DEBT AUTHORIZED, DECEMBER 31, 1985 | | TAX TITLE LIENS OUTSTANDING | |
| Health Services Except Environmental | 31,659.84 | ISSUED AND UNISSUED GROSS DEBT NET DEBT | | Balance January 1, 1985 | 62,234.29 |
| Welfare-Public Assistance | 1,316.00 | School | | Transfer From Taxes | 12,366.78 |
| Hospitals, Clinics, First Aid | | Self-liquidating | 382,400 | Redeemed in 1985 | |
| Animal, Insect, & Rodent Control | 2,565.60 | Other | 502,914 | Cancelled, Abated or Adjusted (1985) | |
| Other Welfare Services | | Total | 885,314 | Transfers to Foreclosed Property | |
| RECREATION and CONSERVATION | | ISSUED AND OUTSTANDING | | Balance December 31, 1985 | 74,601.07 |
| Beaches and Boardwalks | | School | | PROPERTY ACQUIRED BY DEED OR | |
| Parks, Playgrounds, Shade Trees | 7,500.00 | Self-Liquidating | 382,400.00 | FORECLOSURE | |
| Land Reclamation & Conservation | 17.13 | Other | 428,620.00 | Balance January 1, 1985 | 83,205.00 |
| Other Recreational Services | 2,903.49 | Total | 811,020.00 | Transfers From Taxes or Liens | |
| EDUCATION (excluding schools) | | EQUALIZED VALUATION BASIS | | Sale for Cash (1985) | 5,110.00 |
| Libraries | | FOR NET DEBT COMPUTATION | 89,260.486 | Cancelled, Abated or Adjusted (1985) | 45,990.00 |
| Other Educational Services | | REAL PROPERTY VALUATIONS | | Balance December 31, 1985 | 32,105.00 |
| STATUTORY EXPENDITURES | | Code Class # of Parcels % VAL'N ASSESSED VALUATION | | CURRENT FINANCES DECEMBER 31, 1985 | |
| Pensions & F. I. C. A. | 61,738.10 | 1 Vacant Land 171 5.70 | 3,564,300.00 | ASSETS | |
| Employee Fringe Benefits | 30,650.00 | 2 Residential 1101 89.44 | 55,972,000.00 | Cash Dec. 31, 1985 | 669,495.19 |
| Other Statutory Expenditures | 200.00 | 3 Farm 2 .02 | 11,300.00 | Taxes Receivable | 73,189.73 |
| CETA And Other Public Employment Programs | | 4a Commercial 36 4.62 | 2,888,500.00 | Tax Title Liens | 74,601.07 |
| MUNICIPAL FUNCTIONS TOTAL | 921,482.67 | 4b Industrial | | Foreclosed Property | 32,105.00 |
| CAPITAL IMPROVEMENTS *MEMO* | 33,300.00 | 4c Apartments 1 .23 | 145,300.00 | Emergencies & Other Deferred Charges | 31,789.54 |
| DEBT SERVICE | | Total 1311 | 62,581,400.00 | State and Federal Aid Receivable | |
| Principal Payments | 6,200.00 | Land Area 2.95 Sq. Miles | | Other Receivables | 154,217.31 |
| Interest Payments | 28,007.03 | Net Valuation Taxable-Municipal | 63,052,095 | Total | 1,035,397.84 |
| DEFERRED CHARGES | 40,212.80 | Net Valuation Taxable-County | 97,452,430 | LIABILITIES, RESERVES, AND SURPLUS | |
| SCHOOL, COUNTY, SPECIAL DISTRICT TAXES | 2,179,379.27 | State Equalized Valuation | 99,226,258 | Cash Liabilities | 463,366.35 |
| RESERVE FOR UNCOLLECTED TAXES | 79,427.42 | State Equalization Ratio | 63.37 | Reserves for Receivables | 334,113.11 |
| EXPENDITURES TOTAL | 3,254,709.19 | | | Surplus Dec. 31, 1985 | 237,918.38 |
| | | | | Total | 1,035,397.84 |

1333
Population 1980 3,318
Population 1985 3,565
S & P Rating
Moody Rating A

General Tax Rate Per \$100. 2.75
State Equalized Tax Rate 1.88

MONMOUTH BEACH BORO. - MON. CO.
Form of Government:
Commission (1911)
Number of Members on Governing Body - 3

PER CAPITA:
Gross Debt 709.96
Net Debt 454.91
Debt Service 61.32
Total Tax Levy 1,047.49
Municipal Expenditures 509.12
PER CENT:
Gross Debt 1.44
Net Debt .92
Tax Levy Collected 96.57
Tax Levy Cancelled, Abated or Adjusted

| EXPENDITURES | | REVENUES-REALIZED | | 1985 PROPERTY TAX | |
|---|--------------|--|----------------|--|-------------------|
| GENERAL GOVERNMENT | | | | STATE EQUALIZED TAX RATE | |
| Governing Body & Public Boards | | 1985 Property Taxes Collected | 3,600,775.25 | Local District School Taxes | .41 804,729.50 |
| Municipal Clerk | | 1985 Payments in Lieu of Taxes | | Regional & Consolidated School Tax | .53 1,042,659.18 |
| Financial Administration | 12,135.00 | Delinquent Tax & Lien Collections | 131,151.46 | School Taxes in Municipal Budget | |
| Assessment of Taxes | 26,314.00 | Business Personalty Replacement Taxes | 7,946.68 | County Taxes | .49 961,902.45 |
| Collection of Taxes | 2,436.00 | Taxes from Public Utilities | 244,052.00 | County Library Taxes | .02 36,037.09 |
| Planning, Housing & Development | 14,600.00 | Other Miscellaneous Tax Revenues | | Local Municipal Purpose Taxes | .44 868,176.66 |
| Human Resources | 5,250.00 | State Aid Revenues | 111,643.29 | Veteran & Senior Citizen Taxes | |
| Elections | 2,500.00 | Federal Aid Revenues | | Total Taxes for Rate Computation | 1.89 3,734,354.88 |
| General Administration (other) | 207,672.13 | State and Local Fiscal Assistance Act Utilized | 15,020.00 | Special District Taxes | |
| JUDICIARY | | Sale of Acquired Property | | Bank Corp. Taxes | 5,616.64 |
| Municipal Courts | 27,600.00 | Other Miscellaneous Revenues | 362,841.84 | Added and Omitted Taxes | 15,171.07 |
| PUBLIC SAFETY | | Total | 4,473,430.52 | Total Taxes Levied - ABSTRACT | 3,734,292.59 |
| Fire Protection | 31,487.00 | Prior Years Surplus Appropriated | 350,000.00 | Total Taxes Billed | 3,728,675.95 |
| Police Protection | 317,220.81 | REVENUES TOTAL | 4,823,430.52 | 1985 TAXES COLLECTED | 3,600,775.25 |
| Civil Defense & Disaster Control | 3,000.00 | Reserve For Uncollected Taxes | 194,147.00 | 1985 Taxes Cancelled, Abated or Adjusted | |
| Environmental Inspection & Control | 34,292.00 | CAPITAL OUTLAY TOTAL | 254,386.57 | Transfer to Tax Title Liens or Foreclosed | |
| Other Public Safety | | | | Balance Outstanding Dec. 31, 1985 | 127,900.70 |
| PUBLIC WORKS | | | | PRIOR YEARS TAXES OUTSTANDING | |
| Streets and Drainage | 255,600.00 | Public Enterprises | | Balance January 1, 1985 | 128,642.03 |
| Sewers and Sewage Processing | | Recreation—Culture | 80,038.36 | Collected in 1985 | 131,069.91 |
| Garbage and Trash Disposal | 79,414.75 | Public Works | 170,220.49 | Cancelled, Abated or Adjusted 1985 | |
| Public Buildings and Grounds | 25,721.72 | Buildings and Grounds | 4,127.72 | Transfers to Tax Title Liens or Foreclosed | |
| Other Public Works | 27,000.00 | Library and Education | | Balance December 31, 1985 | -2,427.88 |
| HEALTH and WELFARE | | Conservation | | TAX TITLE LIENS OUTSTANDING | |
| Health Services Except Environmental | 14,992.00 | All Other | | Balance January 1, 1985 | 22,084.43 |
| Welfare-Public Assistance | 200.00 | | | Transfer From Taxes | |
| Hospitals, Clinics, First Aid | | CAPITAL DEBT AUTHORIZED, DECEMBER 31, 1985 | | Redeemed in 1985 | 81.55 |
| Animal, Insect, & Rodent Control | | ISSUED AND UNISSUED GROSS DEBT | | Cancelled, Abated or Adjusted (1985) | |
| Other Welfare Services | | School | 909,271 | Transfers to Foreclosed Property | |
| RECREATION and CONSERVATION | | Self-liquidating | | Balance December 31, 1985 | 22,002.88 |
| Beaches and Boardwalks | 100,985.25 | Other | 1,621,749 | PROPERTY ACQUIRED BY DEED OR | |
| Parks, Playgrounds, Shade Trees | 19,500.00 | Total | 2,531,020 | FORECLOSURE | |
| Land Reclamation & Conservation | 150.00 | | | Balance January 1, 1985 | 118,710.00 |
| Other Recreational Services | | ISSUED AND OUTSTANDING | | Transfers From Taxes or Liens | |
| EDUCATION (excluding schools) | | School | 909,271.11 | Sale for Cash (1985) | |
| Libraries | 23,450.00 | Self-Liquidating | | Cancelled, Abated or Adjusted (1985) | |
| Other Educational Services | | Other | 1,062,000.00 | Balance December 31, 1985 | 118,710.00 |
| STATUTORY EXPENDITURES | | Total | 1,971,271.11 | CURRENT FINANCES DECEMBER 31, 1985 | |
| Pensions & F. I. C. A. | 84,752.00 | EQUALIZED VALUATION BASIS | | ASSETS | |
| Employee Fringe Benefits | 52,000.00 | FOR NET DEBT COMPUTATION | 176,069,332 | Cash Dec. 31, 1985 | 1,336,458.51 |
| Other Statutory Expenditures | 4,000.00 | REAL PROPERTY VALUATIONS | | Taxes Receivable | 125,472.82 |
| CETA And Other Public Employment Programs | | Code Class # of Parcels % VAL'N | | Tax Title Liens | 22,002.88 |
| MUNICIPAL FUNCTIONS TOTAL | 1,372,272.66 | 1 Vacant Land 231 2.34 | 3,155,250.00 | Foreclosed Property | 118,710.00 |
| CAPITAL IMPROVEMENTS *MEMO* | 25,000.00 | 2 Residential 1806 94.82 | 127,826,650.00 | Emergencies & Other Deferred Charges | 40,000.00 |
| DEBT SERVICE | | 3 Farm | | State and Federal Aid Receivable | 87,600.00 |
| Principal Payments | 110,000.00 | 4a Commercial 31 2.77 | 3,731,400.00 | Other Receivables | 135,000.00 |
| Interest Payments | 108,594.00 | 4b Industrial | | Total | 1,865,244.21 |
| 4c Apartments 1 .07 | | | 96,600.00 | LIABILITIES, RESERVES, AND SURPLUS | |
| DEFERRED CHARGES | 30,000.00 | Total 2069 | 134,809,900.00 | Cash Liabilities | 774,670.52 |
| SCHOOL, COUNTY, SPECIAL DISTRICT TAXES | 2,845,328.22 | Land Area 1.10 Sq. Miles | | Reserves for Receivables | 401,185.70 |
| RESERVE FOR UNCOLLECTED TAXES | 194,147.00 | Net Valuation Taxable-Municipal | 135,095,616 | Surplus Dec. 31, 1985 | 689,387.99 |
| EXPENDITURES TOTAL | 4,660,341.88 | Net Valuation Taxable-County | 181,508,543 | Total | 1,865,244.21 |
| | | State Equalized Valuation | 197,606,998 | | |
| | | State Equalization Ratio | 68.32 | | |

0811
Population 1980 21,639
Population 1985 22,758
S & P Rating
Moody Rating BAA1

General Tax Rate Per \$100.

2.55
State Equalized Tax Rate
2.56

MONROE TOWNSHIP – GLOUCESTER CO.
Form of Government:
Mayor–Council Plan F (OMCL 50)
Number of Members on Governing Body – 7

PER CAPITA:

Gross Debt 285.46
Net Debt 121.47
Debt Service 24.40
Total Tax Levy 474.01
Municipal Expenditures 350.03

PER CENT:

Gross Debt 1.67
Net Debt .71
Tax Levy Collected 91.73
Tax Levy Cancelled, Abated or Adjusted .25

| EXPENDITURES | | REVENUES-REALIZED | | 1985 PROPERTY TAX | |
|--|---------------|---|-----------------------|---|---------------------|
| GENERAL GOVERNMENT | | 1985 Property Taxes Collected | | STATE EQUALIZED TAX RATE → 1.14 | |
| Governing Body & Public Boards | | | | Local District School Taxes | 4,729,971.50 |
| Municipal Clerk | | | | Regional & Consolidated School Tax | |
| Financial Administration | 90,874.00 | 1985 Payments in Lieu of Taxes | 773,043.79 | School Taxes in Municipal Budget | |
| Assessment of Taxes | 100,958.82 | Delinquent Tax & Lien Collections | 126,176.08 | County Taxes | 2,707,551.05 |
| Collection of Taxes | 106,693.00 | Business Personalty Replacement Taxes | 3,384,213.00 | County Library Taxes | |
| Planning, Housing & Development | 166,223.00 | Taxes from Public Utilities | 282,257.08 | Local Municipal Purpose Taxes | 3,210,000.00 |
| Human Resources | 5,700.00 | Other Miscellaneous Tax Revenues | 98,534.34 | Veteran & Senior Citizen Taxes | 263,650.00 |
| Elections | 7,600.00 | State Aid Revenues | 721,259.05 | Total Taxes for Rate Computation | 10,911,172.55 |
| General Administration (other) | 853,887.10 | Federal Aid Revenues | 15,269,058.55 | Special District Taxes | |
| JUDICIARY | | State and Local Fiscal Assistance Act Utilized | 15,269,058.55 | Bank Corp. Taxes | 12,912.59 |
| Municipal Courts | 80,756.46 | Sale of Acquired Property | 964,305.00 | Added and Omitted Taxes | 126,973.85 |
| PUBLIC SAFETY | | Other Miscellaneous Revenues | 317,925.80 | Total Taxes Levied - ABSTRACT | 10,787,408.99 |
| Fire Protection | 125,169.33 | | | Total Taxes Billed | 10,774,496.40 |
| Police Protection | 1,568,623.00 | Prior Years Surplus Appropriated | | 1985 TAXES COLLECTED | 9,883,575.21 |
| Civil Defense & Disaster Control | 500.00 | REVENUES | 15,269,058.55 | 1985 Taxes Cancelled, Abated or Adjusted | 27,189.43 |
| Environmental Inspection & Control | 72,328.76 | Reserve For Uncollected Taxes | 964,305.00 | Transfer to Tax Title Liens or Foreclosed | 85,529.81 |
| Other Public Safety | | CAPITAL OUTLAY | TOTAL | Balance Outstanding Dec. 31, 1985 | 778,201.95 |
| PUBLIC WORKS | | | | PRIOR YEARS TAXES OUTSTANDING | |
| Streets and Drainage | 951,283.00 | Public Enterprises | | Balance January 1, 1985 | 676,720.58 |
| Sewers and Sewage Processing | | Recreation—Culture | | Collected in 1985 | 653,477.52 |
| Garbage and Trash Disposal | 926,017.00 | Public Works | 164,559.67 | Cancelled, Abated or Adjusted 1985 | 6,899.20 |
| Public Buildings and Grounds | 100,169.00 | Buildings and Grounds | 153,366.13 | Transfers to Tax Title Liens or Foreclosed | |
| Other Public Works | 188,000.00 | Library and Education | | Balance December 31, 1985 | 16,343.86 |
| HEALTH and WELFARE | | Conservation | | TAX TITLE LIENS OUTSTANDING | |
| Health Services Except Environmental | 61,243.62 | All Other | | Balance January 1, 1985 | 340,710.97 |
| Welfare-Public Assistance | 20,023.03 | CAPITAL DEBT AUTHORIZED, DECEMBER 31, 1985 | | Transfer From Taxes | 85,529.81 |
| Hospitals, Clinics, First Aid | | ISSUED AND UNISSUED | GROSS DEBT | Redeemed in 1985 | 119,566.27 |
| Animal, Insect, & Rodent Control | 8,271.00 | School | 3,732,000 | Cancelled, Abated or Adjusted (1985) | |
| Other Welfare Services | 3,000.00 | Self-liquidating | 2,764,500 | Transfers to Foreclosed Property | |
| RECREATION and CONSERVATION | | Other | 6,496,500 | Balance December 31, 1985 | 306,674.51 |
| Beaches and Boardwalks | | Total | 2,764,500 | PROPERTY ACQUIRED BY DEED OR FORECLOSURE | |
| Parks, Playgrounds, Shade Trees | 17,510.10 | | | Balance January 1, 1985 | 810,400.00 |
| Land Reclamation & Conservation | 775.00 | ISSUED AND OUTSTANDING | | Transfers From Taxes or Liens | |
| Other Recreational Services | 90,007.00 | School | 3,732,000.00 | Sale for Cash (1985) | |
| EDUCATION (excluding schools) | | Self-Liquidating | 2,669,500.00 | Cancelled, Abated or Adjusted (1985) | |
| Libraries | 168,000.00 | Other | 6,401,500.00 | Balance December 31, 1985 | 810,400.00 |
| Other Educational Services | 800.00 | Total | 6,401,500.00 | CURRENT FINANCES DECEMBER 31, 1985 | |
| STATUTORY EXPENDITURES | | EQUALIZED VALUATION BASIS FOR NET DEBT COMPUTATION | 388,492,052 | ASSETS | |
| Pensions & F. I. C. A. | 373,392.07 | REAL PROPERTY VALUATIONS | | Cash Dec. 31, 1985 | 3,292,873.65 |
| Employee Fringe Benefits | 277,000.00 | Code Class # of Parcels % VAL'N | | Taxes Receivable | 794,545.81 |
| Other Statutory Expenditures | 100.00 | 1 Vacant Land 2126 5.11 | 20,862,900.00 | Tax Title Liens | 306,674.51 |
| CETA And Other Public Employment Programs | | 2 Residential 5735 74.44 | 303,678,800.00 | Foreclosed Property | 810,400.00 |
| MUNICIPAL FUNCTIONS | | 3 Farm 625 3.65 | 14,899,900.00 | Emergencies & Other Deferred Charges | 122,899.17 |
| CAPITAL IMPROVEMENTS | *MEMO* | 4a Commercial 340 14.20 | 57,925,700.00 | State and Federal Aid Receivable | 23,072.84 |
| DEBT SERVICE | | 4b Industrial 6 .29 | 1,191,900.00 | Other Receivables | 327,496.78 |
| Principal Payments | 320,000.00 | 4c Apartments 10 2.30 | 9,401,300.00 | Total | 5,677,962.76 |
| Interest Payments | 235,396.66 | Total | 407,960,500.00 | LIABILITIES, RESERVES, AND SURPLUS | |
| DEFERRED CHARGES | | Land Area 8842 46.96 Sq. Miles | | Cash Liabilities | 2,476,608.93 |
| SCHOOL, COUNTY, SPECIAL DISTRICT TAXES | 81,448.11 | Net Valuation Taxable-Municipal | 417,745,194 | Reserves for Receivables | 1,966,647.10 |
| RESERVE FOR UNCOLLECTED TAXES | 7,437,522.55 | Net Valuation Taxable-County | 407,255,229 | Surplus Dec. 31, 1985 | 1,234,706.73 |
| EXPENDITURES | TOTAL | State Equalized Valuation | 416,443,885 | Total | 5,677,962.76 |
| | | State Equalization Ratio | 100.32 | | |

1213
 Population 1980 **15,858**
 Population 1985 **19,255**
 S & P Rating
 Moody Rating **AAA**

General Tax Rate Per \$100. **4.13**
 State Equalized Tax Rate **1.81**

MONROE TOWNSHIP – MIDDLESEX CO.
Form of Government:
Mayor-Council Plan F (OMCL 50)
Number of Members on Governing Body – 5

PER CAPITA:
 Gross Debt **1,072.66**
 Net Debt **600.33**
 Debt Service **59.49**
 Total Tax Levy **789.55**
 Municipal Expenditures **308.56**

PER CENT:
 Gross Debt **3.01**
 Net Debt **1.68**
 Tax Levy Collected **96.93**
 Tax Levy Cancelled, Abated or Adjusted **.37**

| EXPENDITURES | | REVENUES-REALIZED | | 1985 PROPERTY TAX | |
|--|---------------|--|--|---|--------------------|
| GENERAL GOVERNMENT | | | | STATE EQUALIZED TAX RATE | |
| Governing Body & Public Boards | 25,985.00 | 1985 Property Taxes Collected | | Local District School Taxes | 1.03 8,077,947.50 |
| Municipal Clerk | 79,998.00 | 1985 Payments in Lieu of Taxes | | Regional & Consolidated School Tax | |
| Financial Administration | 115,451.00 | Delinquent Tax & Lien Collections | | School Taxes in Municipal Budget | |
| Assessment of Taxes | 75,793.00 | Business Personalty Replacement Taxes | | County Taxes | .55 4,321,563.02 |
| Collection of Taxes | 62,716.00 | Taxes from Public Utilities | | County Library Taxes | |
| Planning, Housing & Development | 107,459.00 | Other Miscellaneous Tax Revenues | | Local Municipal Purpose Taxes | .22 1,736,500.57 |
| Human Resources | 93,418.40 | State Aid Revenues | | Veteran & Senior Citizen Taxes | 149,750.00 |
| Elections | 9,930.00 | Federal Aid Revenues | | Total Taxes for Rate Computation | 1.80 14,285,761.09 |
| General Administration (other) | 533,531.95 | State and Local Fiscal Assistance Act Utilized | | Special District Taxes | 481,572.81 |
| JUDICIARY | 61,278.00 | Sale of Acquired Property | | Bank Corp. Taxes | 39,189.46 |
| Municipal Courts | | Other Miscellaneous Revenues | | Added and Omitted Taxes | 545,939.25 |
| PUBLIC SAFETY | | Total | | Total Taxes Levied - ABSTRACT | 15,202,712.61 |
| Fire Protection | 1,109,630.52 | Prior Years Surplus Appropriated | | Total Taxes Billed | 15,212,288.41 |
| Police Protection | 703.00 | REVENUES | | 1985 TAXES COLLECTED | 14,744,767.50 |
| Civil Defense & Disaster Control | 239,980.00 | Reserve For Uncollected Taxes | | 1985 Taxes Cancelled, Abated or Adjusted | 55,954.15 |
| Environmental Inspection & Control | | CAPITAL OUTLAY | | Transfer to Tax Title Liens or Foreclosed | 29,346.65 |
| Other Public Safety | | TOTAL | | Balance Outstanding Dec. 31, 1985 | 382,220.11 |
| PUBLIC WORKS | 852,847.00 | Public Enterprises | | PRIOR YEARS TAXES OUTSTANDING | |
| Streets and Drainage | | Recreation—Culture | | Balance January 1, 1985 | 393,195.58 |
| Sewers and Sewage Processing | | Public Works | | Collected in 1985 | 385,441.76 |
| Garbage and Trash Disposal | | Buildings and Grounds | | Cancelled, Abated or Adjusted 1985 | 166.33 |
| Public Buildings and Grounds | 70,950.00 | Library and Education | | Transfers to Tax Title Liens or Foreclosed | 3,186.94 |
| Other Public Works | | Conservation | | Balance December 31, 1985 | 4,400.55 |
| HEALTH and WELFARE | 13,746.00 | All Other | | TAX TITLE LIENS OUTSTANDING | |
| Health Services Except Environmental | 7,757.00 | CAPITAL DEBT AUTHORIZED, DECEMBER 31, 1985 | | Balance January 1, 1985 | 69,650.35 |
| Welfare-Public Assistance | | ISSUED AND UNISSUED | | Transfer From Taxes | 32,741.66 |
| Hospitals, Clinics, First Aid | 21,110.00 | GROSS DEBT | | Redeemed in 1985 | 22,066.84 |
| Animal, Insect, & Rodent Control | | NET DEBT | | Cancelled, Abated or Adjusted (1985) | 769.15 |
| Other Welfare Services | | SCHOOL | | Transfers to Foreclosed Property | |
| RECREATION and CONSERVATION | | Other | | Balance December 31, 1985 | 79,556.02 |
| Beaches and Boardwalks | 3,080.00 | Total | | PROPERTY ACQUIRED BY DEED OR FORECLOSURE | |
| Parks, Playgrounds, Shade Trees | 7,634.00 | ISSUED AND OUTSTANDING | | Balance January 1, 1985 | 535,150.00 |
| Land Reclamation & Conservation | 131,128.00 | SCHOOL | | Transfers From Taxes or Liens | |
| Other Recreational Services | | Self-Liquidating | | Sale for Cash (1985) | |
| EDUCATION (excluding schools) | | Other | | Cancelled, Abated or Adjusted (1985) | 94,250.00 |
| Libraries | 100.00 | Total | | Balance December 31, 1985 | 440,900.00 |
| Other Educational Services | | EQUALIZED VALUATION BASIS | | CURRENT FINANCES DECEMBER 31, 1985 | |
| STATUTORY EXPENDITURES | 226,521.81 | FOR NET DEBT COMPUTATION | | ASSETS | |
| Pensions & F. I. C. A. | 185,924.00 | REAL PROPERTY VALUATIONS | | Cash Dec. 31, 1985 | 4,463,067.39 |
| Employee Fringe Benefits | 10,000.00 | Code Class # of Parcels % VAL'N | | Taxes Receivable | 386,620.66 |
| Other Statutory Expenditures | | ASSESSED VALUATION | | Tax Title Liens | 79,556.02 |
| CETA And Other Public Employment Programs | 4,046,671.68 | 1 Vacant Land 2528 2.99 | | Foreclosed Property | 440,900.00 |
| MUNICIPAL FUNCTIONS | 64,275.00 | 2 Residential 6619 73.09 | | Emergencies & Other Deferred Charges | |
| CAPITAL IMPROVEMENTS | | 3 Farm 759 4.51 | | State and Federal Aid Receivable | 61,913.06 |
| DEBT SERVICE | | 4a Commercial 157 11.68 | | Other Receivables | 78,826.16 |
| Principal Payments | 300,000.00 | 4b Industrial 43 7.71 | | Total | 5,510,883.29 |
| Interest Payments | 845,428.86 | 4c Apartments | | LIABILITIES, RESERVES, AND SURPLUS | |
| DEFERRED CHARGES | 44,000.00 | Total 10106 | | Cash Liabilities | 3,458,525.77 |
| SCHOOL, COUNTY, SPECIAL DISTRICT TAXES | 12,881,083.33 | Land Area 41.80 Sq. Miles | | Reserves for Receivables | 981,902.84 |
| RESERVE FOR UNCOLLECTED TAXES | 705,158.66 | Net Valuation Taxable-Municipal | | Surplus Dec. 31, 1985 | 1,070,454.68 |
| EXPENDITURES | 18,822,342.53 | Net Valuation Taxable-County | | Total | 5,510,883.29 |
| | | State Equalized Valuation | | | |
| | | State Equalization Ratio | | | |

1914
Population 1980 2,066
Population 1985 2,231
S & P Rating
Moody Rating

General Tax Rate Per \$100. 1.88
State Equalized Tax Rate 1.67

MONTAGUE TWP. - SUSSEX CO.

Form of Government:

Township Committee

Number of Members on Governing Body - 3

PER CAPITA:

Gross Debt 216.29
Net Debt 39.69
Debt Service 5.31
Total Tax Levy 669.07
Municipal Expenditures 316.26

PER CENT:

Gross Debt .59
Net Debt .11
Tax Levy Collected 88.96
Tax Levy Cancelled, Abated or Adjusted .10

| EXPENDITURES | | REVENUES-REALIZED | | 1985 PROPERTY TAX | |
|---|--------------|--|--------------------|--|-------------------|
| GENERAL GOVERNMENT | | | | STATE EQUALIZED TAX RATE | |
| Governing Body & Public Boards | | | | Local District School Taxes | .95 839,004.01 |
| Municipal Clerk | | | | Regional & Consolidated School Tax | |
| Financial Administration | 17,000.00 | 1985 Property Taxes Collected | 1,329,799.64 | School Taxes in Municipal Budget | |
| Assessment of Taxes | 21,300.00 | 1985 Payments in Lieu of Taxes | | County Taxes | .53 466,520.35 |
| Collection of Taxes | 30,000.00 | Delinquent Tax & Lien Collections | 177,771.13 | County Library Taxes | .04 31,775.93 |
| Planning, Housing & Development | 28,500.00 | Business Personalty Replacement Taxes | 12,412.08 | Local Municipal Purpose Taxes | .16 138,132.88 |
| Human Resources | | Taxes from Public Utilities | 183,972.00 | Veteran & Senior Citizen Taxes | |
| Elections | 1,200.00 | Other Miscellaneous Tax Revenues | | Total Taxes for Rate Computation | 1.68 1,500,183.17 |
| General Administration (other) | 97,099.92 | State Aid Revenues | 11,245.02 | Special District Taxes | |
| JUDICIARY | | Federal Aid Revenues | | Bank Corp. Taxes | |
| Municipal Courts | 13,175.00 | State and Local Fiscal Assistance Act Utilized | 20,892.00 | Added and Omitted Taxes | |
| PUBLIC SAFETY | | Sale of Acquired Property | | Total Taxes Levied - ABSTRACT | 1,492,702.40 |
| Fire Protection | 3,250.00 | Other Miscellaneous Revenues | 115,097.45 | Total Taxes Billed | 1,494,888.63 |
| Police Protection | | Total | 1,851,189.32 | 1985 TAXES COLLECTED | 1,329,799.64 |
| Civil Defense & Disaster Control | 900.00 | Prior Years Surplus Appropriated | 150,000.00 | 1985 Taxes Cancelled, Abated or Adjusted | 1,527.12 |
| Environmental Inspection & Control | 9,200.00 | REVENUES TOTAL | 2,001,189.32 | Transfer to Tax Title Liens or Foreclosed | 16,104.45 |
| Other Public Safety | | Reserve For Uncollected Taxes | 225,659.86 | Balance Outstanding Dec. 31, 1985 | 147,457.42 |
| PUBLIC WORKS | | CAPITAL OUTLAY TOTAL | 60,731.56 | PRIOR YEARS TAXES OUTSTANDING | |
| Streets and Drainage | 139,000.00 | Public Enterprises | | Balance January 1, 1985 | 171,893.54 |
| Sewers and Sewage Processing | 425.00 | Recreation—Culture | | Collected in 1985 | 167,337.30 |
| Garbage and Trash Disposal | 3,500.00 | Public Works | 49,912.00 | Cancelled, Abated or Adjusted 1985 | 889.62 |
| Public Buildings and Grounds | 28,300.00 | Buildings and Grounds | 10,819.56 | Transfers to Tax Title Liens or Foreclosed | 2,641.96 |
| Other Public Works | | Library and Education | | Balance December 31, 1985 | 1,024.66 |
| HEALTH and WELFARE | | Conservation | | TAX TITLE LIENS OUTSTANDING | |
| Health Services Except Environmental | 17,625.00 | All Other | | Balance January 1, 1985 | 35,802.96 |
| Welfare-Public Assistance | 2,450.00 | CAPITAL DEBT AUTHORIZED, DECEMBER 31, 1985 | | Transfer From Taxes | 19,650.20 |
| Hospitals, Clinics, First Aid | | ISSUED AND UNISSUED GROSS DEBT NET DEBT | | Redeemed in 1985 | 10,433.88 |
| Animal, Insect, & Rodent Control | 2,800.00 | School 394,000 | | Cancelled, Abated or Adjusted (1985) | |
| Other Welfare Services | | Self-liquidating | | Transfers to Foreclosed Property | |
| RECREATION and CONSERVATION | | Other 88,550 | 88,550 | Balance December 31, 1985 | 45,019.28 |
| Beaches and Boardwalks | | Total 482,550 | 88,550 | PROPERTY ACQUIRED BY DEED OR FORECLOSURE | |
| Parks, Playgrounds, Shade Trees | | ISSUED AND OUTSTANDING | | Balance January 1, 1985 | 43,885.00 |
| Land Reclamation & Conservation | | School | | Transfers From Taxes or Liens | |
| Other Recreational Services | 7,500.00 | Self-Liquidating | | Sale for Cash (1985) | |
| EDUCATION (excluding schools) | | Other | 80,550.00 | Cancelled, Abated or Adjusted (1985) | |
| Libraries | | Total | 80,550.00 | Balance December 31, 1985 | 43,885.00 |
| Other Educational Services | | EQUALIZED VALUATION BASIS | | CURRENT FINANCES DECEMBER 31, 1985 | |
| STATUTORY EXPENDITURES | | FOR NET DEBT COMPUTATION | 82,374,557 | ASSETS | |
| Pensions & F. I. C. A. | 21,936.00 | REAL PROPERTY VALUATIONS | | Cash Dec. 31, 1985 | 491,743.25 |
| Employee Fringe Benefits | 21,000.00 | Code Class # of Parcels % VAL'N | ASSESSED VALUATION | Taxes Receivable | 148,482.08 |
| Other Statutory Expenditures | 1,900.00 | 1 Vacant Land 1445 18.05 | 13,949,258.00 | Tax Title Liens | 45,019.28 |
| CETA And Other Public Employment Programs | | 2 Residential 1027 62.79 | 48,527,900.00 | Foreclosed Property | 43,885.00 |
| MUNICIPAL FUNCTIONS TOTAL | 468,060.92 | 3 Farm 143 4.26 | 3,297,670.00 | Emergencies & Other Deferred Charges | |
| CAPITAL IMPROVEMENTS *MEMO* | 2,000.00 | 4a Commercial 40 12.49 | 9,650,050.00 | State and Federal Aid Receivable | 7,983.54 |
| DEBT SERVICE | | 4b Industrial 6 1.64 | 1,265,700.00 | Other Receivables | 4,967.27 |
| Principal Payments | 9,600.00 | 4c Apartments 6 .76 | 590,500.00 | Total | 742,080.42 |
| Interest Payments | 2,255.00 | Total 2667 | 77,281,078.00 | LIABILITIES, RESERVES, AND SURPLUS | |
| DEFERRED CHARGES | | Land Area 45.20 Sq. Miles | | Cash Liabilities | 232,634.12 |
| SCHOOL, COUNTY, SPECIAL DISTRICT TAXES | 1,337,300.29 | Net Valuation Taxable-Municipal | 78,381,871 | Reserves for Receivables | 242,353.63 |
| RESERVE FOR UNCOLLECTED TAXES | 225,659.86 | Net Valuation Taxable-County | 85,041,759 | Surplus Dec. 31, 1985 | 267,092.67 |
| EXPENDITURES TOTAL | 2,042,876.07 | State Equalized Valuation | 88,178,064 | Total | 742,080.42 |
| | | State Equalization Ratio | 88.75 | | |

0713
 Population 1980 **38,321**
 Population 1985 **38,669**
 S & P Rating **AA**
 Moody Rating **AAA**

General Tax Rate Per \$100. **9.72**
 State Equalized Tax Rate **3.13**

MONTCLAIR TOWNSHIP – ESSEX COUNTY
Form of Government:
Council-Manager Plan C (OMCL 50)
Number of Members on Governing Body – 7

PER CAPITA:
 Gross Debt **750.79**
 Net Debt **499.79**
 Debt Service **80.14**
 Total Tax Levy **1,177.01**
 Municipal Expenditures **601.54**

PER CENT:
 Gross Debt **2.37**
 Net Debt **1.58**
 Tax Levy Collected **97.50**
 Tax Levy Cancelled, Abated or Adjusted **.19**

| EXPENDITURES | | REVENUES-REALIZED | | 1985 PROPERTY TAX | |
|---|---------------|--|--|---|--------------------|
| GENERAL GOVERNMENT | | | | STATE EQUALIZED TAX RATE → | |
| Governing Body & Public Boards | 21,802.90 | 1985 Property Taxes Collected | | Local District School Taxes | 1.40 20,268,936.00 |
| Municipal Clerk | 113,168.00 | 1985 Payments in Lieu of Taxes | | Regional & Consolidated School Tax | |
| Financial Administration | 157,233.00 | Delinquent Tax & Lien Collections | | School Taxes in Municipal Budget | .04 636,262.63 |
| Assessment of Taxes | 56,983.00 | Business Personalty Replacement Taxes | | County Taxes | .92 13,316,431.43 |
| Collection of Taxes | 73,310.00 | Taxes from Public Utilities | | County Library Taxes | |
| Planning, Housing & Development | 148,984.00 | Other Miscellaneous Tax Revenues | | Local Municipal Purpose Taxes | .76 11,009,698.87 |
| Human Resources | 124,958.84 | State Aid Revenues | | Veteran & Senior Citizen Taxes | |
| Elections | 10,330.00 | Federal Aid Revenues | | Total Taxes for Rate Computation | 3.12 45,451,378.93 |
| General Administration (other) | 2,267,310.69 | State and Local Fiscal Assistance Act Utilized | | Special District Taxes | |
| JUDICIARY | | Sale of Acquired Property | | Bank Corp. Taxes | 82,521.66 |
| Municipal Courts | 202,767.00 | Other Miscellaneous Revenues | | Added and Omitted Taxes | 199,814.13 |
| PUBLIC SAFETY | | Total | | Total Taxes Levied - ABSTRACT | 45,513,664.72 |
| Fire Protection | 2,657,174.00 | Prior Years Surplus Appropriated | | Total Taxes Billed | 45,433,690.65 |
| Police Protection | 3,616,520.51 | REVENUES TOTAL | | 1985 TAXES COLLECTED | 44,299,255.91 |
| Civil Defense & Disaster Control | | Reserve For Uncollected Taxes | | 1985 Taxes Cancelled, Abated or Adjusted | 85,652.00 |
| Environmental Inspection & Control | 129,846.00 | CAPITAL OUTLAY TOTAL | | Transfer to Tax Title Liens or Foreclosed Balance Outstanding Dec. 31, 1985 | 21,335.40 |
| Other Public Safety | | | | | 1,027,447.34 |
| PUBLIC WORKS | | | | PRIOR YEARS TAXES OUTSTANDING | |
| Streets and Drainage | 923,306.54 | Public Enterprises | | Balance January 1, 1985 | 919,205.41 |
| Sewers and Sewage Processing | 1,224,601.57 | Recreation—Culture | | Collected in 1985 | 883,191.81 |
| Garbage and Trash Disposal | 1,355,940.00 | Public Works | | Cancelled, Abated or Adjusted 1985 | 1,197.63 |
| Public Buildings and Grounds | 394,866.89 | Buildings and Grounds | | Transfers to Tax Title Liens or Foreclosed Balance December 31, 1985 | 34,815.97 |
| Other Public Works | 162,053.00 | Library and Education | | TAX TITLE LIENS OUTSTANDING | |
| HEALTH and WELFARE | | Conservation | | Balance January 1, 1985 | 124,343.95 |
| Health Services Except Environmental | 574,184.00 | All Other | | Transfer From Taxes | 21,335.40 |
| Welfare-Public Assistance | 214,525.00 | CAPITAL DEBT AUTHORIZED, DECEMBER 31, 1985 | | Redeemed in 1985 | 77,088.65 |
| Hospitals, Clinics, First Aid | | ISSUED AND UNISSUED GROSS DEBT NET DEBT | | Cancelled, Abated or Adjusted (1985) | |
| Animal, Insect, & Rodent Control | 49,054.00 | School 9,039,023 | | Transfers to Foreclosed Property | |
| Other Welfare Services | | Self-Liquidating 6,117,500 | | Balance December 31, 1985 | 68,590.70 |
| RECREATION and CONSERVATION | | Other 13,875,924 | | PROPERTY ACQUIRED BY DEED OR FORECLOSURE | |
| Beaches and Boardwalks | | Total 29,032,447 | | Balance January 1, 1985 | 144,300.00 |
| Parks, Playgrounds, Shade Trees | 496,211.00 | ISSUED AND OUTSTANDING | | Transfers From Taxes or Liens | |
| Land Reclamation & Conservation | | School 9,038,950.00 | | Sale for Cash (1985) | 48,700.00 |
| Other Recreational Services | 274,569.00 | Self-Liquidating 5,079,500.00 | | Cancelled, Abated or Adjusted (1985) | |
| EDUCATION (exclusing schools) | | Other 11,691,000.00 | | Balance December 31, 1985 | 95,600.00 |
| Libraries | 923,072.46 | Total 25,809,450.00 | | CURRENT FINANCES DECEMBER 31, 1985 | |
| Other Educational Services | | EQUALIZED VALUATION BASIS | | ASSETS | |
| STATUTORY EXPENDITURES | | FOR NET DEBT COMPUTATION | | Cash Dec. 31, 1985 | 11,797,072.96 |
| Pensions & F. I. C. A. | 1,932,009.17 | REAL PROPERTY VALUATIONS | | Taxes Receivable | 1,062,263.31 |
| Employee Fringe Benefits | | Code Class # of Parcels % VAL'N ASSESSED VALUATION | | Tax Title Liens | 68,590.70 |
| Other Statutory Expenditures | 5,000.00 | 1 Vacant Land 296 .62 2,866,600.00 | | Foreclosed Property | 95,600.00 |
| CETA And Other Public Employment Programs | | 2 Residential 8667 82.86 381,558,700.00 | | Emergencies & Other Deferred Charges | 119,235.58 |
| MUNICIPAL FUNCTIONS TOTAL | 18,109,780.57 | 3 Farm | | State and Federal Aid Receivable | 122,418.52 |
| CAPITAL IMPROVEMENTS *MEMO* | 100,000.00 | 4a Commercial 516 9.19 42,320,200.00 | | Other Receivables | 76,751.13 |
| DEBT SERVICE | | 4b Industrial 6 .09 428,300.00 | | Total | 13,341,932.20 |
| Principal Payments | 1,497,970.68 | 4c Apartments 175 7.24 33,329,700.00 | | LIABILITIES, RESERVES, AND SURPLUS | |
| Interest Payments | 1,600,891.21 | Total 9660 460,503,500.00 | | Cash Liabilities | 9,716,343.49 |
| TYPE I SCHL DEBT *MEMO | | Land Area 6.20 Sq. Miles | | Reserves for Receivables | 1,303,148.64 |
| DEFERRED CHARGES | 271,223.15 | Net Valuation Taxable-Municipal | | Surplus Dec. 31, 1985 | 2,322,440.07 |
| SCHOOL, COUNTY, SPECIAL DISTRICT TAXES | 34,221,630.06 | Net Valuation Taxable-County | | Total | 13,341,932.20 |
| RESERVE FOR UNCOLLECTED TAXES | 1,781,198.00 | State Equalized Valuation | | | |
| EXPENDITURES TOTAL | 57,482,693.67 | State Equalization Ratio | | | |

1813
Population 1980 7,360
Population 1985 7,970
S & P Rating
Moody Rating A1

General Tax Rate Per \$100. 3.26
State Equalized Tax Rate 1.92

MONTGOMERY TWP. - SOMERSET CO.
Form of Government:
Township Committee
Number of Members on Governing Body - 5

PER CAPITA:
Gross Debt 657.02
Net Debt 445.38
Debt Service 47.97
Total Tax Levy 1,137.00
Municipal Expenditures 659.40
PER CENT:
Gross Debt 1.33
Net Debt .90
Tax Levy Collected 96.77
Tax Levy Cancelled, Abated or Adjusted .14

| EXPENDITURES | | REVENUES-REALIZED | | 1985 PROPERTY TAX | |
|---|---------------|--|----------------|--|-------------------|
| GENERAL GOVERNMENT | | | | STATE EQUALIZED TAX RATE | |
| Governing Body & Public Boards | | | | Local District School Taxes | 1.24 5,591,748.00 |
| Municipal Clerk | 75,227.00 | 1985 Property Taxes Collected | 8,760,514.33 | Regional & Consolidated School Tax | |
| Financial Administration | 147,227.00 | 1985 Payments in Lieu of Taxes | | School Taxes in Municipal Budget | |
| Assessment of Taxes | 39,438.00 | Delinquent Tax & Lien Collections | 520,114.82 | County Taxes | .49 2,189,045.21 |
| Collection of Taxes | 27,121.00 | Business Personalty Replacement Taxes | 124,741.92 | County Library Taxes | .04 170,595.34 |
| Planning, Housing & Development | 119,237.00 | Taxes from Public Utilities | 904,249.00 | Local Municipal Purpose Taxes | .15 659,755.89 |
| Human Resources | 11,575.00 | Other Miscellaneous Tax Revenues | | Veteran & Senior Citizen Taxes | 36,600.00 |
| Elections | | State Aid Revenues | 71,880.95 | Total Taxes for Rate Computation | 1.92 8,647,744.44 |
| General Administration (other) | 659,565.00 | Federal Aid Revenues | | Special District Taxes | 180,850.00 |
| JUDICIARY | | State and Local Fiscal Assistance Act Utilized | 32,561.43 | Bank Corp. Taxes | 7,016.23 |
| Municipal Courts | 42,355.00 | Sale of Acquired Property | | Added and Omitted Taxes | 262,917.70 |
| PUBLIC SAFETY | | Other Miscellaneous Revenues | 1,670,287.98 | Total Taxes Levied - ABSTRACT | 9,061,928.37 |
| Fire Protection | 107,678.24 | Total | 12,084,350.43 | Total Taxes Billed | 9,053,382.47 |
| Police Protection | 673,468.88 | Prior Years Surplus Appropriated | 902,000.00 | 1985 TAXES COLLECTED | 8,760,514.33 |
| Civil Defense & Disaster Control | 1,700.00 | REVENUES TOTAL | 12,986,350.43 | 1985 Taxes Cancelled, Abated or Adjusted | 12,229.55 |
| Environmental Inspection & Control | 81,846.00 | Reserve For Uncollected Taxes | 668,299.97 | Transfer to Tax Title Liens or Foreclosed | |
| Other Public Safety | | CAPITAL OUTLAY TOTAL | 366,882.41 | Balance Outstanding Dec. 31, 1985 | 280,638.59 |
| PUBLIC WORKS | | | | PRIOR YEARS TAXES OUTSTANDING | |
| Streets and Drainage | 312,812.66 | Public Enterprises | | Balance January 1, 1985 | 563,607.19 |
| Sewers and Sewage Processing | 223,581.00 | Recreation—Culture | 57,925.22 | Collected in 1985 | 520,114.82 |
| Garbage and Trash Disposal | | Public Works | 248,579.21 | Cancelled, Abated or Adjusted 1985 | 18.98 |
| Public Buildings and Grounds | 119,221.00 | Buildings and Grounds | 60,377.98 | Transfers to Tax Title Liens or Foreclosed | 53.26 |
| Other Public Works | 5,500.00 | Library and Education | | Balance December 31, 1985 | 43,420.13 |
| HEALTH and WELFARE | | Conservation | | TAX TITLE LIENS OUTSTANDING | |
| Health Services Except Environmental | 74,187.00 | All Other | | Balance January 1, 1985 | 380.22 |
| Welfare-Public Assistance | 2,960.00 | CAPITAL DEBT AUTHORIZED, DECEMBER 31, 1985 | | Transfer From Taxes | 53.26 |
| Hospitals, Clinics, First Aid | | ISSUED AND UNISSUED | | Redeemed in 1985 | |
| Animal, Insect, & Rodent Control | 500.00 | School | 1,496,000 | Cancelled, Abated or Adjusted (1985) | |
| Other Welfare Services | | Self-Liquidating | 3,740,459 | Transfers to Foreclosed Property | |
| RECREATION and CONSERVATION | | Other | 3,549,668 | Balance December 31, 1985 | 433.48 |
| Beaches and Boardwalks | | Total | 5,236,459 | PROPERTY ACQUIRED BY DEED OR | |
| Parks, Playgrounds, Shade Trees | 65,364.00 | | | FORECLOSURE | |
| Land Reclamation & Conservation | 3,350.00 | ISSUED AND OUTSTANDING | | Balance January 1, 1985 | 115,210.00 |
| Other Recreational Services | 83,802.04 | School | 1,496,000.00 | Transfers From Taxes or Liens | |
| EDUCATION (excluding schools) | | Self-Liquidating | | Sale for Cash (1985) | |
| Libraries | 2,500.00 | Other | 3,449,200.00 | Cancelled, Abated or Adjusted (1985) | |
| Other Educational Services | | Total | 4,945,200.00 | Balance December 31, 1985 | 115,210.00 |
| STATUTORY EXPENDITURES | | EQUALIZED VALUATION BASIS | | CURRENT FINANCES DECEMBER 31, 1985 | |
| Pensions & F. I. C. A. | | FOR NET DEBT COMPUTATION | 393,957,737 | ASSETS | |
| Employee Fringe Benefits | 75,000.00 | REAL PROPERTY VALUATIONS | | Cash Dec. 31, 1985 | 5,266,152.03 |
| Other Statutory Expenditures | | Code Class # of Parcels % VAL'N | | Taxes Receivable | 324,058.72 |
| CETA And Other Public Employment Programs | | 1 Vacant Land 645 5.62 | 14,738,830.00 | Tax Title Liens | 433.48 |
| MUNICIPAL FUNCTIONS TOTAL | 2,955,215.82 | 2 Residential 1914 57.35 | 150,321,480.00 | Foreclosed Property | 115,210.00 |
| CAPITAL IMPROVEMENTS *MEMO* | 100.00 | 3 Farm 423 4.72 | 12,360,800.00 | Emergencies & Other Deferred Charges | 144,000.00 |
| DEBT SERVICE | | 4a Commercial 144 19.03 | 49,881,950.00 | State and Federal Aid Receivable | 50.00 |
| Principal Payments | 181,501.45 | 4b Industrial 4 11.81 | 30,967,300.00 | Other Receivables | 13,253.57 |
| Interest Payments | 200,787.99 | 4c Apartments 1 1.46 | 3,832,800.00 | Total | 5,863,157.80 |
| | | Total 3131 | 262,103,160.00 | LIABILITIES, RESERVES, AND SURPLUS | |
| DEFERRED CHARGES | 1,249,589.62 | Land Area 32.80 Sq. Miles | | Cash Liabilities | 3,638,345.57 |
| SCHOOL, COUNTY, SPECIAL DISTRICT TAXES | 8,132,238.55 | Net Valuation Taxable-Municipal | 264,191,346 | Reserves for Receivables | 452,955.77 |
| RESERVE FOR UNCOLLECTED TAXES | 668,299.97 | Net Valuation Taxable-County | 434,951,612 | Surplus Dec. 31, 1985 | 1,771,856.46 |
| EXPENDITURES TOTAL | 13,387,633.40 | State Equalized Valuation | 448,029,101 | Total | 5,863,157.80 |
| | | State Equalization Ratio | 58.78 | | |

0236
 Population 1980 **7,318**
 Population 1985 **7,590**
 S & P Rating
 Moody Rating **A**

General Tax Rate Per \$100.
1.92
 State Equalized Tax Rate
1.82

MONTVALE BOROUGH - BERGEN COUNTY
Form of Government:
Borough Council
Number of Members on Governing Body - 6

PER CAPITA:
 Gross Debt **775.73**
 Net Debt **662.73**
 Debt Service **97.71**
 Total Tax Levy **1,451.88**
 Municipal Expenditures **517.52**

PER CENT:
 Gross Debt **1.11**
 Net Debt **.95**
 Tax Levy Collected **97.56**
 Tax Levy Cancelled, Abated or Adjusted **.51**

| EXPENDITURES | | REVENUES-REALIZED | | 1985 PROPERTY TAX | |
|---|---------------|--|---------------|---|--------------------|
| GENERAL GOVERNMENT | | | | STATE EQUALIZED TAX RATE → | |
| Governing Body & Public Boards | | 1985 Property Taxes Collected | 10,736,461.45 | Local District School Taxes | .56 3,376,091.00 |
| Municipal Clerk | | 1985 Payments in Lieu of Taxes | | Regional & Consolidated School Tax | .56 3,386,183.51 |
| Financial Administration | 8,750.00 | Delinquent Tax & Lien Collections | 180,248.47 | School Taxes in Municipal Budget | |
| Assessment of Taxes | 47,132.00 | Business Personalty Replacement Taxes | 149,682.20 | County Taxes | .37 2,227,656.47 |
| Collection of Taxes | 21,041.00 | Taxes from Public Utilities | 1,114,321.00 | County Library Taxes | |
| Planning, Housing & Development | 15,075.00 | Other Miscellaneous Tax Revenues | | Local Municipal Purpose Taxes | .32 1,943,869.71 |
| Human Resources | | State Aid Revenues | 51,639.25 | Veteran & Senior Citizen Taxes | 39,100.00 |
| Elections | 1,220.00 | Federal Aid Revenues | | Total Taxes for Rate Computation | 1.81 10,972,900.69 |
| General Administration (other) | 341,187.00 | State and Local Fiscal Assistance Act Utilized | 63,843.56 | Special District Taxes | |
| JUDICIARY | | Sale of Acquired Property | | Bank Corp. Taxes | 31,072.04 |
| Municipal Courts | 21,590.00 | Other Miscellaneous Revenues | 322,789.34 | Added and Omitted Taxes | 54,923.24 |
| PUBLIC SAFETY | | Total | 12,618,985.27 | Total Taxes Levied - ABSTRACT | 11,019,795.97 |
| Fire Protection | 151,131.00 | Prior Years Surplus Appropriated | 325,000.00 | Total Taxes Billed | 11,004,499.40 |
| Police Protection | 813,802.00 | REVENUES TOTAL | 12,943,985.27 | 1985 TAXES COLLECTED | 10,736,461.45 |
| Civil Defense & Disaster Control | | Reserve For Uncollected Taxes | 306,969.87 | 1985 Taxes Cancelled, Abated or Adjusted | 56,394.24 |
| Environmental Inspection & Control | 51,225.00 | CAPITAL OUTLAY TOTAL | 75,000.24 | Transfer to Tax Title Liens or Foreclosed Balance Outstanding Dec. 31, 1985 | 211,643.71 |
| Other Public Safety | | | | PRIOR YEARS TAXES OUTSTANDING | |
| PUBLIC WORKS | | | | Balance January 1, 1985 | 176,167.98 |
| Streets and Drainage | 267,612.00 | Public Enterprises | | Collected in 1985 | 176,167.98 |
| Sewers and Sewage Processing | 342,250.00 | Recreation—Culture | 9,101.55 | Cancelled, Abated or Adjusted 1985 | |
| Garbage and Trash Disposal | 235,397.56 | Public Works | 62,184.69 | Transfers to Tax Title Liens or Foreclosed Balance December 31, 1985 | |
| Public Buildings and Grounds | 16,900.00 | Buildings and Grounds | 3,714.00 | TAX TITLE LIENS OUTSTANDING | |
| Other Public Works | 43,000.00 | Library and Education | | Balance January 1, 1985 | 4,080.49 |
| HEALTH and WELFARE | | Conservation | | Transfer From Taxes | |
| Health Services Except Environmental | 30,851.00 | All Other | | Redeemed in 1985 | 4,080.49 |
| Welfare-Public Assistance | 3,525.00 | CAPITAL DEBT AUTHORIZED, DECEMBER 31, 1985 | | Cancelled, Abated or Adjusted (1985) | |
| Hospitals, Clinics, First Aid | | ISSUED AND UNISSUED GROSS DEBT NET DEBT | | Transfers to Foreclosed Property | |
| Animal, Insect, & Rodent Control | | School 845,000 | | Balance December 31, 1985 | |
| Other Welfare Services | | Self-liquidating 5,042,800 | 5,030,116 | PROPERTY ACQUIRED BY DEED OR FORECLOSURE | |
| RECREATION and CONSERVATION | | Other 5,887,800 | 5,030,116 | Balance January 1, 1985 | 70,600.00 |
| Beaches and Boardwalks | | Total | | Transfers From Taxes or Liens | |
| Parks, Playgrounds, Shade Trees | 8,210.00 | ISSUED AND OUTSTANDING | | Sale for Cash (1985) | |
| Land Reclamation & Conservation | 650.00 | School 845,000.24 | | Cancelled, Abated or Adjusted (1985) | |
| Other Recreational Services | 36,415.00 | Self-Liquidating 4,970,600.00 | | Balance December 31, 1985 | 70,600.00 |
| EDUCATION (excluding schools) | | Other 5,815,600.24 | | CURRENT FINANCES DECEMBER 31, 1985 | |
| Libraries | 183,977.00 | Total | | ASSETS | |
| Other Educational Services | | EQUALIZED VALUATION BASIS FOR NET DEBT COMPUTATION | 529,466,791 | Cash Dec. 31, 1985 | 506,213.87 |
| STATUTORY EXPENDITURES | | REAL PROPERTY VALUATIONS | | Taxes Receivable | 211,643.71 |
| Pensions & F. I. C. A. | 162,147.00 | Code Class # of Parcels % VAL'N ASSESSED VALUATION | | Tax Title Liens | |
| Employee Fringe Benefits | 53,550.00 | 1 Vacant Land 172 3.60 20,462,900.00 | | Foreclosed Property | 70,600.00 |
| Other Statutory Expenditures | | 2 Residential 1971 49.91 283,817,200.00 | | Emergencies & Other Deferred Charges | 42,000.00 |
| CETA And Other Public Employment Programs | | 3 Farm 16 .12 688,000.00 | | State and Federal Aid Receivable | |
| MUNICIPAL FUNCTIONS TOTAL | 2,856,637.56 | 4a Commercial 107 43.26 245,998,700.00 | | Other Receivables | 19,641.49 |
| CAPITAL IMPROVEMENTS *MEMO* | 7,400.00 | 4b Industrial 8 1.25 7,085,000.00 | | Total | 850,099.07 |
| DEBT SERVICE | | 4c Apartments 14 1.87 10,631,000.00 | | LIABILITIES, RESERVES, AND SURPLUS | |
| Principal Payments | 464,700.00 | Total 2288 568,682,800.00 | | Cash Liabilities | 304,525.78 |
| Interest Payments | 276,883.48 | Land Area 4.00 Sq. Miles | | Reserves for Receivables | 301,885.20 |
| DEFERRED CHARGES | | Net Valuation Taxable-Municipal | 570,290,425 | Surplus Dec. 31, 1985 | 243,688.09 |
| SCHOOL, COUNTY, SPECIAL DISTRICT TAXES | 8,989,930.98 | Net Valuation Taxable-County | 555,163,409 | Total | 850,099.07 |
| RESERVE FOR UNCOLLECTED TAXES | 306,969.87 | State Equalized Valuation | 600,221,099 | | |
| EXPENDITURES TOTAL | 12,917,871.89 | State Equalization Ratio | 95.00 | | |

1421
Population 1980 14,290
Population 1985 15,017
S & P Rating A+
Moody Rating A

General Tax Rate Per \$100.

State Equalized Tax Rate 1.81
1.70

MONTVILLE TWP. - MORRIS CO.

Form of Government:

Special Charter (P.L. 1974 c. 95)

Number of Members on Governing Body - 5

PER CAPITA:

Gross Debt 472.92
Net Debt 226.55
Debt Service 41.11
Total Tax Levy 1,031.64
Municipal Expenditures 358.67

PER CENT:

Gross Debt .96
Net Debt .46
Tax Levy Collected 96.43
Tax Levy Cancelled, Abated or Adjusted 1.08

| EXPENDITURES | | REVENUES-REALIZED | | 1985 PROPERTY TAX | |
|---|---------------|--|----------------|--|--------------------|
| GENERAL GOVERNMENT | | | | STATE EQUALIZED TAX RATE | |
| Governing Body & Public Boards | | 1985 Property Taxes Collected | 14,965,890.43 | Local District School Taxes 1.14 | 9,835,864.00 |
| Municipal Clerk | | 1985 Payments in Lieu of Taxes | | Regional & Consolidated School Tax | |
| Financial Administration | 48,048.00 | Delinquent Tax & Lien Collections | 405,616.71 | School Taxes in Municipal Budget | |
| Assessment of Taxes | 28,703.61 | Business Personalty Replacement Taxes | 184,355.56 | County Taxes | .33 2,840,956.70 |
| Collection of Taxes | 75,315.15 | Taxes from Public Utilities | 1,474,904.00 | County Library Taxes | .01 112,343.84 |
| Planning, Housing & Development | 40,459.00 | Other Miscellaneous Tax Revenues | | Local Municipal Purpose Taxes | .22 1,885,468.88 |
| Human Resources | 1,000.00 | State Aid Revenues | 103,859.72 | Veteran & Senior Citizen Taxes | 91,150.00 |
| Elections | | Federal Aid Revenues | | Total Taxes for Rate Computation | 1.70 14,765,783.42 |
| General Administration (other) | 539,964.39 | State and Local Fiscal Assistance Act Utilized | 56,978.00 | Special District Taxes | 531,646.00 |
| JUDICIARY | | Sale of Acquired Property | | Bank Corp. Taxes | 14,279.48 |
| Municipal Courts | 49,109.45 | Other Miscellaneous Revenues | 741,089.96 | Added and Omitted Taxes | 271,634.26 |
| PUBLIC SAFETY | | Total | 17,932,694.38 | Total Taxes Levied - ABSTRACT | 15,492,193.16 |
| Fire Protection | | Prior Years Surplus Appropriated | 926,000.00 | Total Taxes Billed | 15,520,605.88 |
| Police Protection | 1,185,490.74 | REVENUES | 18,858,694.38 | 1985 TAXES COLLECTED | 14,965,890.43 |
| Civil Defense & Disaster Control | 1,300.00 | Reserve For Uncollected Taxes | 893,523.35 | 1985 Taxes Cancelled, Abated or Adjusted | 167,920.96 |
| Environmental Inspection & Control | 119,514.78 | CAPITAL OUTLAY | 577,275.51 | Transfer to Tax Title Liens or Foreclosed | 74,416.97 |
| Other Public Safety | 100.00 | Total | | Balance Outstanding Dec. 31, 1985 | 312,377.52 |
| PUBLIC WORKS | | | | PRIOR YEARS TAXES OUTSTANDING | |
| Streets and Drainage | 583,834.61 | Public Enterprises | | Balance January 1, 1985 | 359,989.34 |
| Sewers and Sewage Processing | 300,000.00 | Recreation—Culture | 630.00 | Collected in 1985 | 357,862.32 |
| Garbage and Trash Disposal | 3,310.80 | Public Works | 504,510.51 | Cancelled, Abated or Adjusted 1985 | |
| Public Buildings and Grounds | 105,971.98 | Buildings and Grounds | 72,135.00 | Transfers to Tax Title Liens or Foreclosed | 180.75 |
| Other Public Works | | Library and Education | | Balance December 31, 1985 | 1,946.27 |
| HEALTH and WELFARE | | Conservation | | TAX TITLE LIENS OUTSTANDING | |
| Health Services Except Environmental | 134,383.95 | All Other | | Balance January 1, 1985 | 303,290.77 |
| Welfare-Public Assistance | 4,277.00 | CAPITAL DEBT AUTHORIZED, DECEMBER 31, 1985 | | Transfer From Taxes | 74,626.63 |
| Hospitals, Clinics, First Aid | | ISSUED AND UNISSUED | | Redeemed in 1985 | 47,754.39 |
| Animal, Insect, & Rodent Control | 16,800.00 | GROSS DEBT | 3,508,000 | Cancelled, Abated or Adjusted (1985) | 313.65 |
| Other Welfare Services | 50.00 | NET DEBT | | Transfers to Foreclosed Property | |
| RECREATION and CONSERVATION | | School | | Balance December 31, 1985 | 329,849.36 |
| Beaches and Boardwalks | | Self-liquidating | 3,593,800 | PROPERTY ACQUIRED BY DEED OR | |
| Parks, Playgrounds, Shade Trees | | Other | | FORECLOSURE | |
| Land Reclamation & Conservation | | Total | 7,101,800 | Balance January 1, 1985 | 61,400.00 |
| Other Recreational Services | 75,095.69 | ISSUED AND OUTSTANDING | | Transfers From Taxes or Liens | |
| EDUCATION (excluding schools) | | School | 3,508,000.00 | Sale for Cash (1985) | |
| Libraries | 87,500.00 | Self-Liquidating | | Cancelled, Abated or Adjusted (1985) | |
| Other Educational Services | 600.00 | Other | 3,536,400.00 | Balance December 31, 1985 | 61,400.00 |
| STATUTORY EXPENDITURES | | Total | 7,044,400.00 | CURRENT FINANCES DECEMBER 31, 1985 | |
| Pensions & F. I. C. A. | 269,589.81 | EQUALIZED VALUATION BASIS | | ASSETS | |
| Employee Fringe Benefits | 130,980.00 | FOR NET DEBT COMPUTATION | 738,815,439 | Cash Dec. 31, 1985 | 1,276,496.38 |
| Other Statutory Expenditures | 5,000.00 | REAL PROPERTY VALUATIONS | | Taxes Receivable | 314,323.79 |
| CETA And Other Public Employment Programs | | Code Class # of Parcels % VAL'N | | Tax Title Liens | 329,849.36 |
| MUNICIPAL FUNCTIONS | | 1 Vacant Land 855 5.69 | 45,922,959.00 | Foreclosed Property | 61,400.00 |
| CAPITAL IMPROVEMENTS | *MEMO* | 2 Residential 4176 72.85 | 588,439,599.00 | Emergencies & Other Deferred Charges | 97,500.00 |
| DEBT SERVICE | | 3 Farm 115 1.38 | 11,148,600.00 | State and Federal Aid Receivable | |
| Principal Payments | 395,121.81 | 4a Commercial 193 5.61 | 45,301,000.00 | Other Receivables | 2,059.53 |
| Interest Payments | 222,212.76 | 4b Industrial 70 14.48 | 116,966,600.00 | Total | 2,081,629.06 |
| DEFERRED CHARGES | 68,866.03 | 4c Apartments | | LIABILITIES, RESERVES, AND SURPLUS | |
| SCHOOL, COUNTY, SPECIAL DISTRICT TAXES | 13,320,810.54 | Total 5409 | 807,778,758.00 | Cash Liabilities | 300,327.37 |
| RESERVE FOR UNCOLLECTED TAXES | 893,523.35 | Land Area 18.97 Sq. Miles | | Reserves for Receivables | 707,632.68 |
| EXPENDITURES | | Net Valuation Taxable-Municipal | 811,358,684 | Surplus Dec. 31, 1985 | 1,073,669.01 |
| TOTAL | 18,706,933.45 | Net Valuation Taxable-County | 785,421,584 | Total | 2,081,629.06 |
| | | State Equalized Valuation | 863,469,836 | | |
| | | State Equalization Ratio | 93.94 | | |

0237
 Population 1980 **2,706**
 Population 1985 **2,662**
 S & P Rating
 Moody Rating **A**

General Tax Rate Per \$100. **1.85**
 State Equalized Tax Rate **1.06**

MOONACHIE BORO. - BERGEN CO.
Form of Government:
Borough Council
Number of Members on Governing Body - 6

PER CAPITA:
 Gross Debt **319.31**
 Net Debt **238.30**
 Debt Service **67.62**
 Total Tax Levy **1,242.88**
 Municipal Expenditures **670.80**

PER CENT:
 Gross Debt **.34**
 Net Debt **.26**
 Tax Levy Collected **98.89**
 Tax Levy Cancelled, Abated or Adjusted **.09**

| EXPENDITURES | | REVENUES-REALIZED | | 1985 PROPERTY TAX | |
|---|--------------|--|--------------------|--|--------------|
| GENERAL GOVERNMENT | | | | STATE EQUALIZED TAX RATE | |
| Governing Body & Public Boards | 15,000.00 | 1985 Property Taxes Collected | 3,273,338.07 | Local District School Taxes | .47 |
| Municipal Clerk | | 1985 Payments in Lieu of Taxes | 16,335.58 | Regional & Consolidated School Tax | |
| Financial Administration | 17,000.00 | Delinquent Tax & Lien Collections | 37,776.33 | School Taxes in Municipal Budget | |
| Assessment of Taxes | 52,626.00 | Business Personalty Replacement Taxes | 146,716.92 | County Taxes | .33 |
| Collection of Taxes | 7,970.00 | Taxes from Public Utilities | 448,324.00 | County Library Taxes | |
| Planning, Housing & Development | 7,260.00 | Other Miscellaneous Tax Revenues | | Local Municipal Purpose Taxes | .26 |
| Human Resources | 6,680.00 | State Aid Revenues | 20,561.32 | Veteran & Senior Citizen Taxes | |
| Elections | 1,250.00 | Federal Aid Revenues | | Total Taxes for Rate Computation | 1.06 |
| General Administration (other) | 278,760.84 | State and Local Fiscal Assistance Act Utilized | 42,305.00 | Special District Taxes | |
| JUDICIARY | | Sale of Acquired Property | | Bank Corp. Taxes | 11,773.95 |
| Municipal Courts | 30,470.00 | Other Miscellaneous Revenues | 247,242.88 | Added and Omitted Taxes | 8,764.20 |
| PUBLIC SAFETY | | Total | 4,232,600.10 | Total Taxes Levied - ABSTRACT | 3,308,539.95 |
| Fire Protection | 84,000.00 | Prior Years Surplus Appropriated | 300,000.00 | Total Taxes Billed | 3,310,243.50 |
| Police Protection | 591,327.40 | REVENUES TOTAL | 4,532,600.10 | 1985 TAXES COLLECTED | 3,273,338.07 |
| Civil Defense & Disaster Control | 50.00 | Reserve For Uncollected Taxes | 81,188.83 | 1985 Taxes Cancelled, Abated or Adjusted | 2,914.84 |
| Environmental Inspection & Control | | CAPITAL OUTLAY TOTAL | 118,949.92 | Transfer to Tax Title Liens or Foreclosed | 22.40 |
| Other Public Safety | | | | Balance Outstanding Dec. 31, 1985 | 33,968.19 |
| PUBLIC WORKS | | | | PRIOR YEARS TAXES OUTSTANDING | |
| Streets and Drainage | 99,213.17 | Public Enterprises | | Balance January 1, 1985 | 37,979.21 |
| Sewers and Sewage Processing | | Recreation—Culture | 105,203.50 | Collected in 1985 | 37,776.33 |
| Garbage and Trash Disposal | 43,300.00 | Public Works | 13,746.42 | Cancelled, Abated or Adjusted 1985 | |
| Public Buildings and Grounds | 32,950.00 | Buildings and Grounds | | Transfers to Tax Title Liens or Foreclosed | |
| Other Public Works | | Library and Education | | Balance December 31, 1985 | 202.88 |
| HEALTH and WELFARE | | Conservation | | TAX TITLE LIENS OUTSTANDING | |
| Health Services Except Environmental | 9,170.00 | All Other | | Balance January 1, 1985 | 156.99 |
| Welfare-Public Assistance | 600.00 | CAPITAL DEBT AUTHORIZED, DECEMBER 31, 1985 | | Transfer From Taxes | 22.40 |
| Hospitals, Clinics, First Aid | | ISSUED AND UNISSUED GROSS DEBT | | Redeemed in 1985 | |
| Animal, Insect, & Rodent Control | 650.00 | School | 120,000 | Cancelled, Abated or Adjusted (1985) | |
| Other Welfare Services | | Self-liquidating | | Transfers to Foreclosed Property | |
| RECREATION and CONSERVATION | | Other | 730,000 | Balance December 31, 1985 | 179.39 |
| Beaches and Boardwalks | | Total | 850,000 | PROPERTY ACQUIRED BY DEED OR | |
| Parks, Playgrounds, Shade Trees | 7,575.00 | | | FORECLOSURE | |
| Land Reclamation & Conservation | | ISSUED AND OUTSTANDING | | Balance January 1, 1985 | 2,850.00 |
| Other Recreational Services | 3,050.00 | School | 120,000.00 | Transfers From Taxes or Liens | |
| EDUCATION (excluding schools) | | Self-Liquidating | | Sale for Cash (1985) | |
| Libraries | | Other | 730,000.00 | Cancelled, Abated or Adjusted (1985) | |
| Other Educational Services | | Total | 850,000.00 | Balance December 31, 1985 | 2,850.00 |
| STATUTORY EXPENDITURES | | EQUALIZED VALUATION BASIS | | CURRENT FINANCES DECEMBER 31, 1985 | |
| Pensions & F. I. C. A. | 121,174.11 | FOR NET DEBT COMPUTATION | 247,805,982 | ASSETS | |
| Employee Fringe Benefits | 83,825.00 | REAL PROPERTY VALUATIONS | | Cash Dec. 31, 1985 | 1,316,032.59 |
| Other Statutory Expenditures | 300.00 | Code Class # of Parcels % VAL'N | ASSESSED VALUATION | Taxes Receivable | 34,171.07 |
| CETA And Other Public Employment Programs | | 1 Vacant Land 46 1.75 | 3,099,400.00 | Tax Title Liens | 179.39 |
| MUNICIPAL FUNCTIONS TOTAL | 1,494,201.52 | 2 Residential 531 16.88 | 29,972,000.00 | Foreclosed Property | 2,850.00 |
| CAPITAL IMPROVEMENTS *MEMO* | 205,000.00 | 3 Farm | | Emergencies & Other Deferred Charges | 40,000.00 |
| DEBT SERVICE | | 4a Commercial 27 4.71 | 8,361,500.00 | State and Federal Aid Receivable | 2,992.82 |
| Principal Payments | 110,000.00 | 4b Industrial 140 76.66 | 136,115,400.00 | Other Receivables | 6,244.85 |
| Interest Payments | 70,004.00 | 4c Apartments | | Total | 1,402,470.72 |
| DEFERRED CHARGES | 30,264.85 | Total 744 | 177,548,300.00 | LIABILITIES, RESERVES, AND SURPLUS | |
| SCHOOL, COUNTY, SPECIAL DISTRICT TAXES | 2,478,786.97 | Land Area 1.60 Sq. Miles | | Cash Liabilities | 957,953.63 |
| RESERVE FOR UNCOLLECTED TAXES | 81,188.83 | Net Valuation Taxable-Municipal | 178,458,340 | Reserves for Receivables | 43,445.31 |
| EXPENDITURES TOTAL | 4,264,446.17 | Net Valuation Taxable-County | 250,854,739 | Surplus Dec. 31, 1985 | 401,071.78 |
| | | State Equalized Valuation | 311,297,303 | Total | 1,402,470.72 |
| | | State Equalization Ratio | 57.21 | | |

0322
Population 1980 15,596
Population 1985 15,841
S & P Rating AA-
Moody Rating A1

General Tax Rate Per \$100. 2.53
State Equalized Tax Rate 2.31

MOORESTOWN TWP. - BURLINGTON CO.
Form of Government:
Council-Manager Plan E (OMCL 50)
Number of Members on Governing Body - 5

PER CAPITA:
Gross Debt 1,189.41
Net Debt 525.31
Debt Service 41.15
Total Tax Levy 1,149.75
Municipal Expenditures 478.37
PER CENT:
Gross Debt 2.77
Net Debt 1.22
Tax Levy Collected 97.08
Tax Levy Cancelled, Abated or Adjusted .16

| EXPENDITURES | | REVENUES-REALIZED | | 1985 PROPERTY TAX | |
|---|---------------|--|----------------|--|---------------|
| GENERAL GOVERNMENT | | | | STATE EQUALIZED TAX RATE | |
| Governing Body & Public Boards | 7,400.00 | 1985 Property Taxes Collected | 17,658,635.57 | Local District School Taxes 1.37 | 10,139,761.00 |
| Municipal Clerk | | 1985 Payments in Lieu of Taxes | | Regional & Consolidated School Tax | |
| Financial Administration | 75,845.00 | Delinquent Tax & Lien Collections | 574,294.99 | School Taxes in Municipal Budget | |
| Assessment of Taxes | 61,035.00 | Business Personalty Replacement Taxes | 469,750.44 | County Taxes .56 | 4,146,585.15 |
| Collection of Taxes | 44,642.00 | Taxes from Public Utilities | 1,322,997.71 | County Library Taxes | |
| Planning, Housing & Development | 342,467.32 | Other Miscellaneous Tax Revenues | 81,856.74 | Local Municipal Purpose Taxes .38 | 2,807,900.00 |
| Human Resources | | State Aid Revenues | 136,905.36 | Veteran & Senior Citizen Taxes | 137,400.00 |
| Elections | | Federal Aid Revenues | | Total Taxes for Rate Computation 2.31 | 17,231,646.15 |
| General Administration (other) | 841,200.98 | State and Local Fiscal Assistance Act Utilized | 70,479.47 | Special District Taxes | 605,362.00 |
| JUDICIARY | | Sale of Acquired Property | | Bank Corp. Taxes | 29,874.16 |
| Municipal Courts | 84,003.84 | Other Miscellaneous Revenues | 1,129,386.94 | Added and Omitted Taxes | 483,699.31 |
| PUBLIC SAFETY | | Total | 21,444,307.22 | Total Taxes Levied - ABSTRACT | 18,213,181.62 |
| Fire Protection | | Prior Years Surplus Appropriated | 1,084,049.07 | Total Taxes Billed | 18,190,180.67 |
| Police Protection | 1,282,296.00 | REVENUES TOTAL | 22,528,356.29 | 1985 TAXES COLLECTED | 17,658,635.57 |
| Civil Defense & Disaster Control | | Reserve For Uncollected Taxes | 807,307.00 | 1985 Taxes Cancelled, Abated or Adjusted | 28,520.14 |
| Environmental Inspection & Control | 60,210.00 | CAPITAL OUTLAY TOTAL | 412,089.88 | Transfer to Tax Title Liens or Foreclosed | 25,696.33 |
| Other Public Safety | | | | Balance Outstanding Dec. 31, 1985 | 477,328.63 |
| PUBLIC WORKS | | | | PRIOR YEARS TAXES OUTSTANDING | |
| Streets and Drainage | 611,676.94 | Public Enterprises | 5,217.78 | Balance January 1, 1985 | 558,957.27 |
| Sewers and Sewage Processing | | Recreation—Culture | 414.69 | Collected in 1985 | 508,742.34 |
| Garbage and Trash Disposal | 463,960.00 | Public Works | 377,499.95 | Cancelled, Abated or Adjusted 1985 | 7,702.96 |
| Public Buildings and Grounds | 245,097.00 | Buildings and Grounds | 23,586.28 | Transfers to Tax Title Liens or Foreclosed | |
| Other Public Works | 338,650.00 | Library and Education | 5,371.18 | Balance December 31, 1985 | 42,511.97 |
| HEALTH and WELFARE | | Conservation | | TAX TITLE LIENS OUTSTANDING | |
| Health Services Except Environmental | | All Other | | Balance January 1, 1985 | 103,132.20 |
| Welfare-Public Assistance | 50.00 | CAPITAL DEBT AUTHORIZED, DECEMBER 31, 1985 | | Transfer From Taxes | 25,696.33 |
| Hospitals, Clinics, First Aid | | ISSUED AND UNISSUED | | Redeemed in 1985 | 65,552.65 |
| Animal, Insect, & Rodent Control | 5,860.00 | School | 3,868,000 | Cancelled, Abated or Adjusted (1985) | |
| Other Welfare Services | 1,025.00 | Self-liquidating | 6,930,763 | Transfers to Foreclosed Property | |
| RECREATION and CONSERVATION | | Other | 8,042,659 | Balance December 31, 1985 | 63,275.88 |
| Beaches and Boardwalks | | Total | 18,841,423 | PROPERTY ACQUIRED BY DEED OR | |
| Parks, Playgrounds, Shade Trees | 195,871.00 | ISSUED AND OUTSTANDING | | FORECLOSURE | |
| Land Reclamation & Conservation | | School | 3,868,000.00 | Balance January 1, 1985 | 56,166.66 |
| Other Recreational Services | 195,729.89 | Self-Liquidating | 5,597,950.00 | Transfers From Taxes or Liens | |
| EDUCATION (excluding schools) | | Other | 6,213,250.00 | Sale for Cash (1985) | |
| Libraries | 373,795.00 | Total | 15,679,200.00 | Cancelled, Abated or Adjusted (1985) | |
| Other Educational Services | 2,400.00 | EQUALIZED VALUATION BASIS | | Balance December 31, 1985 | 56,166.66 |
| STATUTORY EXPENDITURES | | FOR NET DEBT COMPUTATION | 681,236,082 | CURRENT FINANCES DECEMBER 31, 1985 | |
| Pensions & F. I. C. A. | 399,877.07 | REAL PROPERTY VALUATIONS | | ASSETS | |
| Employee Fringe Benefits | 153,755.00 | Code Class # of Parcels % VAL'N | | Cash Dec. 31, 1985 | 5,538,505.38 |
| Other Statutory Expenditures | | 1 Vacant Land 517 2.30 | 15,229,400.00 | Taxes Receivable | 519,840.60 |
| CETA And Other Public Employment Programs | | 2 Residential 4602 67.04 | 443,448,300.00 | Tax Title Liens | 63,275.88 |
| MUNICIPAL FUNCTIONS TOTAL | 5,786,847.04 | 3 Farm 284 1.95 | 12,890,900.00 | Foreclosed Property | 56,166.66 |
| CAPITAL IMPROVEMENTS *MEMO* | | 4a Commercial 201 21.90 | 144,891,000.00 | Emergencies & Other Deferred Charges | 209,523.25 |
| DEBT SERVICE | | 4b Industrial 36 5.32 | 35,215,300.00 | State and Federal Aid Receivable | |
| Principal Payments | 313,594.66 | 4c Apartments 18 1.48 | 9,780,000.00 | Other Receivables | 26,475.50 |
| Interest Payments | 338,330.81 | Total 5658 | 661,454,900.00 | Total | 6,413,787.27 |
| DEFERRED CHARGES | 331,723.00 | Land Area 15.18 Sq. Miles | | LIABILITIES, RESERVES, AND SURPLUS | |
| SCHOOL, COUNTY, SPECIAL DISTRICT TAXES | 14,891,708.15 | Net Valuation Taxable-Municipal | 676,853,273 | Cash Liabilities | 4,493,989.31 |
| RESERVE FOR UNCOLLECTED TAXES | 807,307.00 | Net Valuation Taxable-County | 706,491,062 | Reserves for Receivables | 665,758.64 |
| EXPENDITURES TOTAL | 22,469,510.66 | State Equalized Valuation | 739,409,467 | Surplus Dec. 31, 1985 | 1,254,039.32 |
| | | State Equalization Ratio | 91.36 | Total | 6,413,787.27 |

1422
Population 1980 18,486
Population 1985 19,739
S & P Rating AA
Moody Rating AA1

General Tax Rate Per \$100. 2.13
State Equalized Tax Rate 1.68

MORRIS TOWNSHIP – MORRIS COUNTY
Form of Government:
Township Committee
Number of Members on Governing Body – 5

PER CAPITA:
Gross Debt 1,145.89
Net Debt 560.94
Debt Service 46.33
Total Tax Levy 1,281.48
Municipal Expenditures 483.02
PER CENT:
Gross Debt 1.93
Net Debt .94
Tax Levy Collected 97.62
Tax Levy Cancelled, Abated or Adjusted

| EXPENDITURES | | REVENUES-REALIZED | | 1985 PROPERTY TAX | |
|---|---------------|--|------------------|--|--------------------|
| GENERAL GOVERNMENT | | | | STATE EQUALIZED TAX RATE | |
| Governing Body & Public Boards | 26,000.00 | 1985 Property Taxes Collected | 24,713,624.05 | Local District School Taxes | |
| Municipal Clerk | 97,050.00 | 1985 Payments in Lieu of Taxes | 11,000.00 | Regional & Consolidated School Tax | 1.06 15,128,776.06 |
| Financial Administration | 138,450.00 | Delinquent Tax & Lien Collections | 490,084.35 | School Taxes in Municipal Budget | |
| Assessment of Taxes | 48,900.00 | Business Personalty Replacement Taxes | 441,263.72 | County Taxes | .35 5,046,843.80 |
| Collection of Taxes | 54,050.00 | Taxes from Public Utilities | 1,637,651.00 | County Library Taxes | |
| Planning, Housing & Development | 78,970.00 | Other Miscellaneous Tax Revenues | 921,079.63 | Local Municipal Purpose Taxes | .27 3,848,606.81 |
| Human Resources | 560.00 | State Aid Revenues | 177,839.59 | Veteran & Senior Citizen Taxes | 116,850.00 |
| Elections | 6,250.00 | Federal Aid Revenues | | Total Taxes for Rate Computation | 1.68 24,141,076.67 |
| General Administration (other) | 885,719.60 | State and Local Fiscal Assistance Act Utilized | 84,023.89 | Special District Taxes | 790,000.00 |
| JUDICIARY | | Sale of Acquired Property | | Bank Corp. Taxes | 35,738.54 |
| Municipal Courts | 71,575.00 | Other Miscellaneous Revenues | 1,195,335.38 | Added and Omitted Taxes | 445,112.54 |
| PUBLIC SAFETY | | Total | 29,671,901.61 | Total Taxes Levied - ABSTRACT | 25,295,077.75 |
| Fire Protection | 780,400.00 | Prior Years Surplus Appropriated | 1,375,000.00 | Total Taxes Billed | 25,314,911.69 |
| Police Protection | 1,938,841.00 | REVENUES TOTAL | 31,046,901.61 | 1985 TAXES COLLECTED | 24,713,624.05 |
| Civil Defense & Disaster Control | 11,000.00 | Reserve For Uncollected Taxes | 1,119,529.62 | 1985 Taxes Cancelled, Abated or Adjusted | |
| Environmental Inspection & Control | 152,600.00 | CAPITAL OUTLAY TOTAL | 1,703,485.21 | Transfer to Tax Title Liens or Foreclosed | 2,573.45 |
| Other Public Safety | | | | Balance Outstanding Dec. 31, 1985 | 598,714.19 |
| PUBLIC WORKS | | | | PRIOR YEARS TAXES OUTSTANDING | |
| Streets and Drainage | 1,419,788.04 | Public Enterprises | 359,134.81 | Balance January 1, 1985 | 517,929.05 |
| Sewers and Sewage Processing | | Recreation—Culture | 9,855.13 | Collected in 1985 | 486,482.01 |
| Garbage and Trash Disposal | 70,530.00 | Public Works | 300,633.09 | Cancelled, Abated or Adjusted 1985 | 31,408.35 |
| Public Buildings and Grounds | | Buildings and Grounds | 185,427.25 | Transfers to Tax Title Liens or Foreclosed | 38.69 |
| Other Public Works | | Library and Education | 848,434.93 | Balance December 31, 1985 | |
| HEALTH and WELFARE | | Conservation | | TAX TITLE LIENS OUTSTANDING | |
| Health Services Except Environmental | 130,454.80 | All Other | | Balance January 1, 1985 | 9,600.75 |
| Welfare-Public Assistance | 27,700.00 | CAPITAL DEBT AUTHORIZED, DECEMBER 31, 1985 | | Transfer From Taxes | 2,631.54 |
| Hospitals, Clinics, First Aid | | ISSUED AND UNISSUED GROSS DEBT | | Redeemed in 1985 | 3,602.34 |
| Animal, Insect, & Rodent Control | 5,000.00 | School | 7,177,482 | Cancelled, Abated or Adjusted (1985) | |
| Other Welfare Services | | Self-Liquidating | 8,846,450 | Transfers to Foreclosed Property | 2,218.28 |
| RECREATION and CONSERVATION | | Other | 6,594,800 | Balance December 31, 1985 | 6,411.67 |
| Beaches and Boardwalks | | Total | 22,618,732 | PROPERTY ACQUIRED BY DEED OR FORECLOSURE | |
| Parks, Playgrounds, Shade Trees | 353,260.00 | ISSUED AND OUTSTANDING | | Balance January 1, 1985 | 34,256.72 |
| Land Reclamation & Conservation | 1,098.00 | School | 7,177,482.23 | Transfers From Taxes or Liens | 2,218.28 |
| Other Recreational Services | 13,779.00 | Self-Liquidating | 8,660,750.00 | Sale for Cash (1985) | |
| EDUCATION (excluding schools) | | Other | 5,628,000.00 | Cancelled, Abated or Adjusted (1985) | |
| Libraries | 218,264.55 | Total | 21,466,232.23 | Balance December 31, 1985 | 36,475.00 |
| Other Educational Services | | EQUALIZED VALUATION BASIS | | CURRENT FINANCES DECEMBER 31, 1985 | |
| STATUTORY EXPENDITURES | | FOR NET DEBT COMPUTATION | 1,174,750,747 | ASSETS | |
| Pensions & F. I. C. A. | 722,451.00 | REAL PROPERTY VALUATIONS | | Cash Dec. 31, 1985 | 3,273,051.15 |
| Employee Fringe Benefits | 217,500.00 | Code Class # of Parcels % VAL'N | | Taxes Receivable | 598,714.19 |
| Other Statutory Expenditures | 100.00 | 1 Vacant Land 443 2.48 | 27,611,600.00 | Tax Title Liens | 6,411.67 |
| CETA And Other Public Employment Programs | | 2 Residential 5851 66.96 | 744,380,100.00 | Foreclosed Property | 36,475.00 |
| MUNICIPAL FUNCTIONS TOTAL | 7,470,290.99 | 3 Farm 15 .05 | 580,700.00 | Emergencies & Other Deferred Charges | 255,000.00 |
| CAPITAL IMPROVEMENTS *MEMO* | 100.00 | 4a Commercial 96 18.80 | 209,015,400.00 | State and Federal Aid Receivable | 20,960.41 |
| DEBT SERVICE | | 4b Industrial 27 10.34 | 114,996,200.00 | Other Receivables | 34,982.79 |
| Principal Payments | 326,300.00 | 4c Apartments 4 1.36 | 15,100,800.00 | Total | 4,225,595.21 |
| Interest Payments | 588,139.50 | Total 6436 | 1,111,684,800.00 | LIABILITIES, RESERVES, AND SURPLUS | |
| DEFERRED CHARGES | 30,000.00 | Land Area 15.70 Sq. Miles | | Cash Liabilities | 1,702,314.39 |
| SCHOOL, COUNTY, SPECIAL DISTRICT TAXES | 20,965,619.86 | Net Valuation Taxable-Municipal | 1,130,445,416 | Reserves for Receivables | 676,583.65 |
| RESERVE FOR UNCOLLECTED TAXES | 1,119,529.62 | Net Valuation Taxable-County | 1,396,632,276 | Surplus Dec. 31, 1985 | 1,846,697.17 |
| EXPENDITURES TOTAL | 30,499,879.97 | State Equalized Valuation | 1,425,425,537 | Total | 4,225,595.21 |
| | | State Equalization Ratio | 79.03 | | |

1423
Population 1980 5,305
Population 1985 5,809
S & P Rating AA
Moody Rating AA

General Tax Rate Per \$100. 2.17
State Equalized Tax Rate 1.93

MORRIS PLAINS BOROUGH - MORRIS CO.
Form of Government:
Borough Council
Number of Members on Governing Body - 6

PER CAPITA:
Gross Debt 797.50
Net Debt 651.98
Debt Service 83.44
Total Tax Levy 1,451.42
Municipal Expenditures 694.36
PER CENT:
Gross Debt 1.25
Net Debt 1.02
Tax Levy Collected 98.60
Tax Levy Cancelled, Abated or Adjusted .01

| EXPENDITURES | | REVENUES-REALIZED | | 1985 PROPERTY TAX | |
|---|--------------|--|----------------|--|--------------|
| GENERAL GOVERNMENT | | | | STATE EQUALIZED TAX RATE | |
| Governing Body & Public Boards | | 1985 Property Taxes Collected | 8,316,026.89 | Local District School Taxes .99 | 4,288,543.00 |
| Municipal Clerk | 72,350.00 | 1985 Payments in Lieu of Taxes | 5,081.67 | Regional & Consolidated School Tax | |
| Financial Administration | 64,095.00 | Delinquent Tax & Lien Collections | 166,419.26 | School Taxes in Municipal Budget | |
| Assessment of Taxes | 117,200.00 | Business Personalty Replacement Taxes | 244,213.88 | County Taxes | 1,577,887.24 |
| Collection of Taxes | 25,260.00 | Taxes from Public Utilities | 481,980.00 | County Library Taxes | 62,381.90 |
| Planning, Housing & Development | 72,760.00 | Other Miscellaneous Tax Revenues | | Local Municipal Purpose Taxes | 2,452,206.66 |
| Human Resources | | State Aid Revenues | 44,106.31 | Veteran & Senior Citizen Taxes | 48,900.00 |
| Elections | 1,500.00 | Federal Aid Revenues | | Total Taxes for Rate Computation | 8,429,918.80 |
| General Administration (other) | 319,437.89 | State and Local Fiscal Assistance Act Utilized | 61,851.07 | Special District Taxes | |
| JUDICIARY | | Sale of Acquired Property | | Bank Corp. Taxes | 10,524.77 |
| Municipal Courts | 36,030.00 | Other Miscellaneous Revenues | 313,808.53 | Added and Omitted Taxes | 39,731.21 |
| PUBLIC SAFETY | | Total | 9,633,487.61 | Total Taxes Levied - ABSTRACT | 8,431,274.78 |
| Fire Protection | 66,100.00 | Prior Years Surplus Appropriated | 400,000.00 | Total Taxes Billed | 8,434,105.52 |
| Police Protection | 733,300.00 | REVENUES TOTAL | 10,033,487.61 | 1985 TAXES COLLECTED | 8,316,026.89 |
| Civil Defense & Disaster Control | 2,010.00 | Reserve For Uncollected Taxes | 495,762.45 | 1985 Taxes Cancelled, Abated or Adjusted | 475.23 |
| Environmental Inspection & Control | 21,685.00 | | | Transfer to Tax Title Liens or Foreclosed | 7,629.55 |
| Other Public Safety | | CAPITAL OUTLAY TOTAL | 101,857.40 | Balance Outstanding Dec. 31, 1985 | 109,973.85 |
| PUBLIC WORKS | | | | PRIOR YEARS TAXES OUTSTANDING | |
| Streets and Drainage | 422,685.00 | Public Enterprises | | Balance January 1, 1985 | 166,714.12 |
| Sewers and Sewage Processing | 484,402.38 | Recreation—Culture | 589.82 | Collected in 1985 | 166,419.26 |
| Garbage and Trash Disposal | 238,200.00 | Public Works | 98,475.18 | Cancelled, Abated or Adjusted 1985 | .16 |
| Public Buildings and Grounds | 44,690.97 | Buildings and Grounds | 2,792.40 | Transfers to Tax Title Liens or Foreclosed | |
| Other Public Works | | Library and Education | | Balance December 31, 1985 | 294.70 |
| HEALTH and WELFARE | | Conservation | | TAX TITLE LIENS OUTSTANDING | |
| Health Services Except Environmental | 16,950.00 | All Other | | Balance January 1, 1985 | 38,919.10 |
| Welfare-Public Assistance | 2,080.00 | | | Transfer From Taxes | 7,629.55 |
| Hospitals, Clinics, First Aid | 400.00 | CAPITAL DEBT AUTHORIZED, DECEMBER 31, 1985 | | Redeemed in 1985 | |
| Animal, Insect, & Rodent Control | | ISSUED AND UNISSUED | | Cancelled, Abated or Adjusted (1985) | |
| Other Welfare Services | | School | 845,293 | Transfers to Foreclosed Property | |
| RECREATION and CONSERVATION | | Self-liquidating | 19,000 | Balance December 31, 1985 | 46,548.65 |
| Beaches and Boardwalks | | Other | 3,768,377 | PROPERTY ACQUIRED BY DEED OR | |
| Parks, Playgrounds, Shade Trees | 25,965.00 | Total | 4,632,670 | FORECLOSURE | |
| Land Reclamation & Conservation | | | | Balance January 1, 1985 | 6,630.00 |
| Other Recreational Services | 64,880.00 | ISSUED AND OUTSTANDING | | Transfers From Taxes or Liens | |
| EDUCATION (excluding schools) | | School | 845,293.00 | Sale for Cash (1985) | |
| Libraries | 21,000.00 | Self-Liquidating | 19,000.00 | Cancelled, Abated or Adjusted (1985) | |
| Other Educational Services | 6,968.76 | Other | 3,309,000.00 | Balance December 31, 1985 | 6,630.00 |
| STATUTORY EXPENDITURES | | Total | 4,173,293.00 | CURRENT FINANCES DECEMBER 31, 1985 | |
| Pensions & F. I. C. A. | 193,000.00 | EQUALIZED VALUATION BASIS | | ASSETS | |
| Employee Fringe Benefits | | FOR NET DEBT COMPUTATION | 371,134,190 | Cash Dec. 31, 1985 | 1,054,890.38 |
| Other Statutory Expenditures | 100.00 | REAL PROPERTY VALUATIONS | | Taxes Receivable | 110,268.55 |
| CETA And Other Public Employment Programs | | Code Class # of Parcels % VAL'N | | Tax Title Liens | 46,548.65 |
| MUNICIPAL FUNCTIONS TOTAL | 3,053,050.00 | 1 Vacant Land 194 2.34 | 8,965,800.00 | Foreclosed Property | 6,630.00 |
| CAPITAL IMPROVEMENTS *MEMO* | | 2 Residential 1838 50.68 | 194,364,200.00 | Emergencies & Other Deferred Charges | 705.95 |
| DEBT SERVICE | | 3 Farm | | State and Federal Aid Receivable | 7,908.34 |
| Principal Payments | 275,000.00 | 4a Commercial 81 32.12 | 123,178,900.00 | Other Receivables | 1,345.04 |
| Interest Payments | 209,723.75 | 4b Industrial 5 14.86 | 56,984,666.00 | Total | 1,228,296.91 |
| DEFERRED CHARGES | | 4c Apartments | | LIABILITIES, RESERVES, AND SURPLUS | |
| SCHOOL, COUNTY, SPECIAL DISTRICT TAXES | 5,928,812.14 | Total 2118 | 383,493,566.00 | Cash Liabilities | 428,750.13 |
| RESERVE FOR UNCOLLECTED TAXES | 495,762.45 | Land Area 2.60 Sq. Miles | | Reserves for Receivables | 164,792.24 |
| EXPENDITURES TOTAL | 9,962,348.34 | Net Valuation Taxable-Municipal | 386,837,526 | Surplus Dec. 31, 1985 | 634,754.54 |
| | | Net Valuation Taxable-County | 435,140,972 | Total | 1,228,296.91 |
| | | State Equalized Valuation | 433,760,359 | | |
| | | State Equalization Ratio | 89.10 | | |

1424
Population 1980 16,614
Population 1985 16,941
S & P Rating A+
Moody Rating AA

General Tax Rate Per \$100. 4.70
State Equalized Tax Rate 2.13

MORRISTOWN TOWN – MORRIS COUNTY
Form of Government:
Mayor–Council Plan F (OMCL 50)
Number of Members on Governing Body – 7

PER CAPITA:
Gross Debt 3,227.53
Net Debt 1,229.20
Debt Service 243.87
Total Tax Levy 996.38
Municipal Expenditures 900.17
PER CENT:
Gross Debt 3.68
Net Debt 3.31
Tax Levy Collected 95.28
Tax Levy Cancelled, Abated or Adjusted 1.65

| EXPENDITURES | | REVENUES-REALIZED | | 1985 PROPERTY TAX | |
|---|---------------|--|--------------------|---|--------------------|
| GENERAL GOVERNMENT | | | | STATE EQUALIZED TAX RATE → | |
| Governing Body & Public Boards | 52,573.00 | 1985 Property Taxes Collected | 16,055,120.84 | Local District School Taxes | |
| Municipal Clerk | 124,237.00 | 1985 Payments in Lieu of Taxes | | Regional & Consolidated School Tax | 1.07 8,369,893.02 |
| Financial Administration | 348,560.00 | Delinquent Tax & Lien Collections | 501,662.48 | School Taxes in Municipal Budget | |
| Assessment of Taxes | 298,626.00 | Business Personalty Replacement Taxes | 510,828.68 | County Taxes | .33 2,602,073.43 |
| Collection of Taxes | 239,626.00 | Taxes from Public Utilities | 2,188,347.70 | County Library Taxes | |
| Planning, Housing & Development | 87,264.00 | Other Miscellaneous Tax Revenues | | Local Municipal Purpose Taxes | .72 5,675,506.29 |
| Human Resources | 61,838.00 | State Aid Revenues | 1,737,079.37 | Veteran & Senior Citizen Taxes | 69,950.00 |
| Elections | 8,000.00 | Federal Aid Revenues | | Total Taxes for Rate Computation | 2.12 16,717,422.74 |
| General Administration (other) | 1,047,828.00 | State and Local Fiscal Assistance Act Utilized | 193,308.70 | Special District Taxes | |
| JUDICIARY | | Sale of Acquired Property | | Bank Corp. Taxes | 232,242.55 |
| Municipal Courts | 198,729.00 | Other Miscellaneous Revenues | 3,600,764.17 | Added and Omitted Taxes | |
| PUBLIC SAFETY | | Total | 24,787,111.94 | Total Taxes Levied - ABSTRACT | 16,879,715.29 |
| Fire Protection | 1,055,333.00 | Prior Years Surplus Appropriated | 1,200,000.00 | Total Taxes Billed | 16,851,305.47 |
| Police Protection | 2,151,428.70 | REVENUES TOTAL | 25,987,111.94 | 1985 TAXES COLLECTED | 16,055,120.84 |
| Civil Defense & Disaster Control | 3,100.00 | Reserve For Uncollected Taxes | 756,567.33 | 1985 Taxes Cancelled, Abated or Adjusted | 277,402.23 |
| Environmental Inspection & Control | 2,525.00 | CAPITAL OUTLAY TOTAL | 20,791,957.79 | Transfer to Tax Title Liens or Foreclosed | 72,474.36 |
| Other Public Safety | | | | Balance Outstanding Dec. 31, 1985 | 446,308.44 |
| PUBLIC WORKS | | | | PRIOR YEARS TAXES OUTSTANDING | |
| Streets and Drainage | 560,295.48 | Public Enterprises | | Balance January 1, 1985 | 726,152.80 |
| Sewers and Sewage Processing | 815,612.00 | Recreation—Culture | | Collected in 1985 | 404,080.69 |
| Garbage and Trash Disposal | 274,663.00 | Public Works | 385,143.98 | Cancelled, Abated or Adjusted 1985 | 22,103.91 |
| Public Buildings and Grounds | 204,780.00 | Buildings and Grounds | 19,965,186.45 | Transfers to Tax Title Liens or Foreclosed | 8,928.47 |
| Other Public Works | 373,007.00 | Library and Education | 441,627.36 | Balance December 31, 1985 | 291,039.73 |
| HEALTH and WELFARE | | Conservation | | TAX TITLE LIENS OUTSTANDING | |
| Health Services Except Environmental | 136,823.00 | All Other | | Balance January 1, 1985 | 226,060.73 |
| Welfare-Public Assistance | 10,000.00 | CAPITAL DEBT AUTHORIZED, DECEMBER 31, 1985 | | Transfer From Taxes | 84,941.28 |
| Hospitals, Clinics, First Aid | | ISSUED AND UNISSUED | | Redeemed in 1985 | 97,581.79 |
| Animal, Insect, & Rodent Control | 23,574.00 | School | 4,080,295 | Cancelled, Abated or Adjusted (1985) | |
| Other Welfare Services | 41,025.00 | Self-liquidating | 5,839,000 | Transfers to Foreclosed Property | |
| RECREATION and CONSERVATION | | Other | 44,758,250 | Balance December 31, 1985 | 213,420.22 |
| Beaches and Boardwalks | | Total | 54,677,545 | PROPERTY ACQUIRED BY DEED OR FORECLOSURE | |
| Parks, Playgrounds, Shade Trees | 317,638.00 | ISSUED AND OUTSTANDING | | Balance January 1, 1985 | 113,100.00 |
| Land Reclamation & Conservation | 43,320.40 | School | 4,080,295.00 | Transfers From Taxes or Liens | |
| Other Recreational Services | 126,600.00 | Self-Liquidating | 5,839,000.00 | Sale for Cash (1985) | |
| EDUCATION (excluding schools) | | Other | 38,067,000.00 | Cancelled, Abated or Adjusted (1985) | |
| Libraries | 121,236.00 | Total | 47,986,295.00 | Balance December 31, 1985 | 113,100.00 |
| Other Educational Services | | EQUALIZED VALUATION BASIS | | CURRENT FINANCES DECEMBER 31, 1985 | |
| STATUTORY EXPENDITURES | | FOR NET DEBT COMPUTATION | 629,566,119 | ASSETS | |
| Pensions & F. I. C. A. | 745,000.00 | REAL PROPERTY VALUATIONS | | Cash Dec. 31, 1985 | 3,783,745.25 |
| Employee Fringe Benefits | 375,000.00 | Code Class # of Parcels % VAL'N | ASSESSED VALUATION | Taxes Receivable | 737,348.17 |
| Other Statutory Expenditures | 25,000.00 | 1 Vacant Land 283 1.32 | 4,445,500.00 | Tax Title Liens | 213,420.22 |
| CETA And Other Public Employment Programs | | 2 Residential 2931 42.45 | 143,099,350.00 | Foreclosed Property | 113,100.00 |
| MUNICIPAL FUNCTIONS TOTAL | 9,873,241.58 | 3 Farm | | Emergencies & Other Deferred Charges | 585,568.46 |
| CAPITAL IMPROVEMENTS *MEMO* | 75,000.00 | 4a Commercial 502 44.95 | 151,531,900.00 | State and Federal Aid Receivable | |
| DEBT SERVICE | | 4b Industrial 20 1.86 | 6,279,100.00 | Other Receivables | 766,480.21 |
| Principal Payments | 1,354,000.00 | 4c Apartments 57 9.42 | 31,763,210.00 | Total | 6,199,662.31 |
| Interest Payments | 2,777,476.69 | Total 3793 | 337,119,060.00 | LIABILITIES, RESERVES, AND SURPLUS | |
| DEFERRED CHARGES | 488,568.46 | Land Area 2.86 Sq. Miles | | Cash Liabilities | 3,320,991.16 |
| SCHOOL, COUNTY, SPECIAL DISTRICT TAXES | 10,971,966.45 | Net Valuation Taxable-Municipal | 354,880,959 | Reserves for Receivables | 1,830,348.60 |
| RESERVE FOR UNCOLLECTED TAXES | 756,567.33 | Net Valuation Taxable-County | 722,009,811 | Surplus Dec. 31, 1985 | 1,048,322.55 |
| EXPENDITURES TOTAL | 26,221,820.51 | State Equalized Valuation | 763,461,042 | Total | 6,199,662.31 |
| | | State Equalization Ratio | 45.22 | | |

1426
Population 1980 4,251
Population 1985 4,081
S & P Rating
Moody Rating

General Tax Rate Per \$100.
4.38
State Equalized Tax Rate
2.30

MOUNT ARLINGTON BORO. - MORRIS CO.
Form of Government:
Borough Council
Number of Members on Governing Body - 6

PER CAPITA:
Gross Debt 286.84
Net Debt 148.64
Debt Service 25.65
Total Tax Levy 629.96
Municipal Expenditures 331.53
PER CENT:
Gross Debt 1.19
Net Debt .61
Tax Levy Collected 94.20
Tax Levy Cancelled, Abated or Adjusted

| EXPENDITURES | | REVENUES-REALIZED | | 1985 PROPERTY TAX | |
|---|--------------|--|---------------|--|-------------------|
| GENERAL GOVERNMENT | | | | STATE EQUALIZED TAX RATE | |
| Governing Body & Public Boards | | 1985 Property Taxes Collected | 2,417,604.54 | Local District School Taxes 1.40 | 1,533,792.00 |
| Municipal Clerk | | 1985 Payments in Lieu of Taxes | | Regional & Consolidated School Tax | |
| Financial Administration | 11,932.00 | Delinquent Tax & Lien Collections | 111,938.09 | School Taxes in Municipal Budget | |
| Assessment of Taxes | 13,050.00 | Business Personalty Replacement Taxes | 18,030.52 | County Taxes | .33 366,943.89 |
| Collection of Taxes | 19,894.00 | Taxes from Public Utilities | 179,640.00 | County Library Taxes | |
| Planning, Housing & Development | 24,953.00 | Other Miscellaneous Tax Revenues | | Local Municipal Purpose Taxes | .57 622,562.96 |
| Human Resources | | State Aid Revenues | 42,447.01 | Veteran & Senior Citizen Taxes | 25,950.00 |
| Elections | 848.00 | Federal Aid Revenues | | Total Taxes for Rate Computation | 2.30 2,549,248.85 |
| General Administration (other) | 142,891.24 | State and Local Fiscal Assistance Act Utilized | 29,039.92 | Special District Taxes | |
| JUDICIARY | | Sale of Acquired Property | | Bank Corp. Taxes | 4,463.06 |
| Municipal Courts | 20,690.00 | Other Miscellaneous Revenues | 169,013.05 | Added and Omitted Taxes | 43,105.80 |
| PUBLIC SAFETY | | Total | 2,967,713.13 | Total Taxes Levied - ABSTRACT | 2,570,867.71 |
| Fire Protection | 30,150.00 | Prior Years Surplus Appropriated | 219,300.00 | Total Taxes Billed | 2,566,404.65 |
| Police Protection | 283,740.00 | REVENUES TOTAL | 3,187,013.13 | 1985 TAXES COLLECTED | 2,417,604.54 |
| Civil Defense & Disaster Control | 500.00 | Reserve For Uncollected Taxes | 152,746.57 | 1985 Taxes Cancelled, Abated or Adjusted | 42.75 |
| Environmental Inspection & Control | 11,943.00 | CAPITAL OUTLAY TOTAL | 245,492.36 | Transfer to Tax Title Liens or Foreclosed | 27,002.70 |
| Other Public Safety | | | | Balance Outstanding Dec. 31, 1985 | 121,754.66 |
| PUBLIC WORKS | | | | PRIOR YEARS TAXES OUTSTANDING | |
| Streets and Drainage | 195,464.00 | Public Enterprises | | Balance January 1, 1985 | 106,337.90 |
| Sewers and Sewage Processing | 1,100.00 | Recreation—Culture | 74.71 | Collected in 1985 | 105,248.63 |
| Garbage and Trash Disposal | 52,492.07 | Public Works | 31,047.05 | Cancelled, Abated or Adjusted 1985 | 13.23 |
| Public Buildings and Grounds | 42,000.00 | Buildings and Grounds | 214,370.60 | Transfers to Tax Title Liens or Foreclosed | 1,076.04 |
| Other Public Works | 15,000.00 | Library and Education | | Balance December 31, 1985 | |
| HEALTH and WELFARE | | Conservation | | TAX TITLE LIENS OUTSTANDING | |
| Health Services Except Environmental | 13,879.00 | All Other | | Balance January 1, 1985 | 119,603.33 |
| Welfare-Public Assistance | 4,140.00 | CAPITAL DEBT AUTHORIZED, DECEMBER 31, 1985 | | Transfer From Taxes | 28,283.44 |
| Hospitals, Clinics, First Aid | | ISSUED AND UNISSUED GROSS DEBT | | Redeemed in 1985 | 6,687.46 |
| Animal, Insect, & Rodent Control | 1,567.00 | School | 564,000 | Cancelled, Abated or Adjusted (1985) | |
| Other Welfare Services | | Self-liquidating | | Transfers to Foreclosed Property | |
| RECREATION and CONSERVATION | | Other | 606,612 | Balance December 31, 1985 | 141,199.31 |
| Beaches and Boardwalks | | Total | 1,170,612 | PROPERTY ACQUIRED BY DEED OR FORECLOSURE | |
| Parks, Playgrounds, Shade Trees | 13,645.27 | ISSUED AND OUTSTANDING | | Balance January 1, 1985 | 158,300.00 |
| Land Reclamation & Conservation | | School | 564,000.00 | Transfers From Taxes or Liens | |
| Other Recreational Services | 13,925.00 | Self-liquidating | | Sale for Cash (1985) | |
| EDUCATION (excluding schools) | | Other | 522,800.00 | Cancelled, Abated or Adjusted (1985) | |
| Libraries | 31,140.00 | Total | 1,086,800.00 | Balance December 31, 1985 | 158,300.00 |
| Other Educational Services | | EQUALIZED VALUATION BASIS | | CURRENT FINANCES DECEMBER 31, 1985 | |
| STATUTORY EXPENDITURES | | FOR NET DEBT COMPUTATION | 98,679,941 | ASSETS | |
| Pensions & F. I. C. A. | 72,855.68 | REAL PROPERTY VALUATIONS | | Cash Dec. 31, 1985 | 302,245.40 |
| Employee Fringe Benefits | 30,900.00 | Code Class # of Parcels % VAL'N | | Taxes Receivable | 121,754.66 |
| Other Statutory Expenditures | | 1 Vacant Land 146 3.41 | 1,956,600.00 | Tax Title Liens | 141,199.31 |
| CETA And Other Public Employment Programs | | 2 Residential 1066 83.09 | 47,634,500.00 | Foreclosed Property | 158,300.00 |
| MUNICIPAL FUNCTIONS TOTAL | 1,048,699.26 | 3 Farm | | Emergencies & Other Deferred Charges | 27,800.26 |
| CAPITAL IMPROVEMENTS *MEMO* | 3,000.00 | 4a Commercial 37 7.10 | 4,070,200.00 | State and Federal Aid Receivable | 755.29 |
| DEBT SERVICE | | 4b Industrial 1 .01 | 3,200.00 | Other Receivables | 20,062.89 |
| Principal Payments | 73,400.00 | 4c Apartments 8 6.40 | 3,667,500.00 | Total | 772,117.81 |
| Interest Payments | 31,277.41 | Total 1258 | 57,332,000.00 | LIABILITIES, RESERVES, AND SURPLUS | |
| DEFERRED CHARGES | 46,834.53 | Land Area 2.25 Sq. Miles | | Cash Liabilities | 166,165.38 |
| SCHOOL, COUNTY, SPECIAL DISTRICT TAXES | 1,900,735.89 | Net Valuation Taxable-Municipal | 57,652,028 | Reserves for Receivables | 441,316.86 |
| RESERVE FOR UNCOLLECTED TAXES | 152,746.57 | Net Valuation Taxable-County | 101,358,439 | Surplus Dec. 31, 1985 | 164,635.57 |
| EXPENDITURES TOTAL | 3,253,693.66 | State Equalized Valuation | 109,524,077 | Total | 772,117.81 |
| | | State Equalization Ratio | 52.50 | | |

0425
Population 1980 4,863
Population 1985 4,786
S & P Rating
Moody Rating

General Tax Rate Per \$100. 6.26
State Equalized Tax Rate 2.79

MOUNT EPHRAIM BORO. - CAMDEN CO.
Form of Government:
Commission (1911)
Number of Members on Governing Body - 3

PER CAPITA:
Gross Debt 138.53
Net Debt 138.53
Debt Service 4.82
Total Tax Levy 549.22
Municipal Expenditures 279.98
PER CENT:
Gross Debt .74
Net Debt .74
Tax Levy Collected 97.99
Tax Levy Cancelled, Abated or Adjusted

| EXPENDITURES | | REVENUES-REALIZED | | 1985 PROPERTY TAX | |
|---|--------------|--|--|--|--------------|
| GENERAL GOVERNMENT | | | | STATE EQUALIZED TAX RATE 1.15 | |
| Governing Body & Public Boards | 390.00 | 1985 Property Taxes Collected 2,566,302.52 | | Local District School Taxes | 1,073,171.00 |
| Municipal Clerk | | 1985 Payments in Lieu of Taxes | | Regional & Consolidated School Tax | |
| Financial Administration | 13,000.00 | Delinquent Tax & Lien Collections 31,097.95 | | School Taxes in Municipal Budget | |
| Assessment of Taxes | 53,968.58 | Business Personalty Replacement Taxes 32,156.56 | | County Taxes | 1,044,558.78 |
| Collection of Taxes | 17,547.68 | Taxes from Public Utilities 279,526.00 | | County Library Taxes | 24,754.28 |
| Planning, Housing & Development | 6,639.88 | Other Miscellaneous Tax Revenues | | Local Municipal Purpose Taxes | 468,000.00 |
| Human Resources | | State Aid Revenues 62,054.65 | | Veteran & Senior Citizen Taxes | 113,550.00 |
| Elections | | Federal Aid Revenues | | Total Taxes for Rate Computation | 2,724,034.06 |
| General Administration (other) | 128,882.73 | State and Local Fiscal Assistance Act Utilized | | Special District Taxes | |
| JUDICIARY | | Sale of Acquired Property | | Bank Corp. Taxes | 10,127.26 |
| Municipal Courts | 24,390.42 | Other Miscellaneous Revenues | | Added and Omitted Taxes | 7,966.30 |
| PUBLIC SAFETY | | Total 3,103,631.97 | | Total Taxes Levied - ABSTRACT | 2,628,577.62 |
| Fire Protection | 24,970.72 | Prior Years Surplus Appropriated | | Total Taxes Billed | 2,619,067.86 |
| Police Protection | 287,025.41 | REVENUES TOTAL 3,387,631.97 | | 1985 TAXES COLLECTED | 2,566,302.52 |
| Civil Defense & Disaster Control | 446.73 | Reserve For Uncollected Taxes | | 1985 Taxes Cancelled, Abated or Adjusted | 1,719.48 |
| Environmental Inspection & Control | 15,329.29 | CAPITAL OUTLAY TOTAL 280,977.44 | | Transfer to Tax Title Liens or Foreclosed | |
| Other Public Safety | | Public Enterprises | | Balance Outstanding Dec. 31, 1985 | 51,045.86 |
| PUBLIC WORKS | | Recreation—Culture | | PRIOR YEARS TAXES OUTSTANDING | |
| Streets and Drainage | 120,150.22 | Public Works | | Balance January 1, 1985 | 46,164.36 |
| Sewers and Sewage Processing | 94,880.00 | Buildings and Grounds | | Collected in 1985 | 31,097.95 |
| Garbage and Trash Disposal | 183,012.83 | Library and Education | | Cancelled, Abated or Adjusted 1985 | |
| Public Buildings and Grounds | 27,905.00 | Conservation | | Transfers to Tax Title Liens or Foreclosed | 1,377.60 |
| Other Public Works | | All Other | | Balance December 31, 1985 | 13,688.81 |
| HEALTH and WELFARE | | CAPITAL DEBT AUTHORIZED, DECEMBER 31, 1985 | | TAX TITLE LIENS OUTSTANDING | |
| Health Services Except Environmental | 330.74 | ISSUED AND UNISSUED GROSS DEBT NET DEBT | | Balance January 1, 1985 | 1,463.19 |
| Welfare-Public Assistance | 4,095.00 | School | | Transfer From Taxes | 3,097.08 |
| Hospitals, Clinics, First Aid | | Self-liquidating | | Redeemed in 1985 | |
| Animal, Insect, & Rodent Control | | Other | | Cancelled, Abated or Adjusted (1985) | |
| Other Welfare Services | | Total 663,000 663,000 | | Transfers to Foreclosed Property | |
| RECREATION and CONSERVATION | | ISSUED AND OUTSTANDING | | Balance December 31, 1985 | 4,560.27 |
| Beaches and Boardwalks | | School | | PROPERTY ACQUIRED BY DEED OR | |
| Parks, Playgrounds, Shade Trees | 1,247.09 | Self-Liquidating | | FORECLOSURE | |
| Land Reclamation & Conservation | 75.00 | Other | | Balance January 1, 1985 | 5,735.00 |
| Other Recreational Services | | Total 415,000.00 415,000.00 | | Transfers From Taxes or Liens | |
| EDUCATION (excluding schools) | | EQUALIZED VALUATION BASIS | | Sale for Cash (1985) | |
| Libraries | 3,666.57 | FOR NET DEBT COMPUTATION | | Cancelled, Abated or Adjusted (1985) | |
| Other Educational Services | | REAL PROPERTY VALUATIONS | | Balance December 31, 1985 | 5,735.00 |
| STATUTORY EXPENDITURES | | Code Class # of Parcels % VAL'N ASSESSED VALUATION | | CURRENT FINANCES DECEMBER 31, 1985 | |
| Pensions & F. I. C. A. | 81,816.62 | 1 Vacant Land 80 1.29 532,995.00 | | ASSETS | |
| Employee Fringe Benefits | 46,815.26 | 2 Residential 1548 79.55 32,926,470.00 | | Cash Dec. 31, 1985 | 277,695.88 |
| Other Statutory Expenditures | | 3 Farm 6,267,630.00 | | Taxes Receivable | 64,734.67 |
| CETA And Other Public Employment Programs | | 4a Commercial 93 15.14 216,850.00 | | Tax Title Liens | 4,560.27 |
| MUNICIPAL FUNCTIONS TOTAL 1,136,585.77 | | 4b Industrial 4 .52 1,448,400.00 | | Foreclosed Property | 5,735.00 |
| CAPITAL IMPROVEMENTS *MEMO* 20,000.00 | | 4c Apartments 10 3.50 41,392,345.00 | | Emergencies & Other Deferred Charges | 67,200.00 |
| DEBT SERVICE | | Total 1735 Land Area .90 Sq. Miles | | State and Federal Aid Receivable | 7,105.46 |
| Principal Payments | 15,000.00 | Net Valuation Taxable-Municipal 41,684,248 | | Other Receivables | 6,235.83 |
| Interest Payments | 8,047.50 | Net Valuation Taxable-County 90,967,635 | | Total | 433,267.11 |
| DEFERRED CHARGES | 46,543.78 | State Equalized Valuation 93,183,198 | | LIABILITIES, RESERVES, AND SURPLUS | |
| SCHOOL, COUNTY, SPECIAL DISTRICT TAXES | 2,142,484.06 | State Equalization Ratio 44.56 | | Cash Liabilities | 194,590.86 |
| RESERVE FOR UNCOLLECTED TAXES | 133,822.95 | | | Reserves for Receivables | 78,779.05 |
| EXPENDITURES TOTAL 3,482,484.06 | | | | Surplus Dec. 31, 1985 | 159,897.20 |
| | | | | Total | 433,267.11 |

0323

Population 1980 **10,818**
 Population 1985 **10,873**
 S & P Rating
 Moody Rating **BAA1**

General Tax Rate Per \$100.

4.41
 State Equalized Tax Rate
 2.70

MOUNT HOLLY TWP. — BURLINGTON CO.**Form of Government:****Council-Manager Plan A (OMCL 50)****Number of Members on Governing Body — 5****PER CAPITA:**

Gross Debt **308.93**
 Net Debt **189.55**
 Debt Service **10.20**
 Total Tax Levy **472.21**
 Municipal Expenditures **302.43**

PER CENT:

Gross Debt **1.99**
 Net Debt **1.22**
 Tax Levy Collected **95.33**
 Tax Levy Cancelled, Abated or Adjusted **.25**

| EXPENDITURES | | REVENUES-REALIZED | | 1985 PROPERTY TAX | |
|---|---------------------|--|-----------------------|--|--------------------------|
| GENERAL GOVERNMENT | | | | STATE EQUALIZED TAX RATE | |
| Governing Body & Public Boards | | | | Local District School Taxes | .91 1,711,580.50 |
| Municipal Clerk | | | | Regional & Consolidated School Tax | .68 1,284,379.85 |
| Financial Administration | 68,792.00 | 1985 Property Taxes Collected | 4,857,712.59 | School Taxes in Municipal Budget | |
| Assessment of Taxes | 24,861.11 | 1985 Payments in Lieu of Taxes | | County Taxes | .57 1,079,556.87 |
| Collection of Taxes | 30,398.00 | Delinquent Tax & Lien Collections | 270,550.07 | County Library Taxes | .03 60,417.68 |
| Planning, Housing & Development | 13,399.00 | Business Personalty Replacement Taxes | 157,668.24 | Local Municipal Purpose Taxes | .50 948,700.89 |
| Human Resources | | Taxes from Public Utilities | 774,657.00 | Veteran & Senior Citizen Taxes | 101,850.00 |
| Elections | 2,550.00 | Other Miscellaneous Tax Revenues | | Total Taxes for Rate Computation | 2.69 5,186,485.79 |
| General Administration (other) | 360,033.14 | State Aid Revenues | 150,553.64 | Special District Taxes | |
| JUDICIARY | | Federal Aid Revenues | | Bank Corp. Taxes | 39,054.23 |
| Municipal Courts | 56,612.67 | State and Local Fiscal Assistance Act Utilized | 78,792.00 | Added and Omitted Taxes | 10,596.89 |
| PUBLIC SAFETY | | Sale of Acquired Property | | Total Taxes Levied - ABSTRACT | 5,134,286.91 |
| Fire Protection | 95,642.00 | Other Miscellaneous Revenues | 383,435.25 | Total Taxes Billed | 5,095,708.49 |
| Police Protection | 878,971.11 | Total | 6,673,368.79 | 1985 TAXES COLLECTED | 4,857,712.59 |
| Civil Defense & Disaster Control | | Prior Years Surplus Appropriated | 549,824.00 | 1985 Taxes Cancelled, Abated or Adjusted | 12,762.75 |
| Environmental Inspection & Control | 58,740.29 | REVENUES TOTAL | 7,223,192.79 | Transfer to Tax Title Liens or Foreclosed | 23,943.61 |
| Other Public Safety | | Reserve For Uncollected Taxes | 384,061.54 | Balance Outstanding Dec. 31, 1985 | 201,289.54 |
| PUBLIC WORKS | | CAPITAL OUTLAY TOTAL | 467,352.72 | PRIOR YEARS TAXES OUTSTANDING | |
| Streets and Drainage | 295,134.50 | | | Balance January 1, 1985 | 245,599.95 |
| Sewers and Sewage Processing | | Public Enterprises | | Collected in 1985 | 232,596.46 |
| Garbage and Trash Disposal | 264,981.79 | Recreation—Culture | | Cancelled, Abated or Adjusted 1985 | 6,384.00 |
| Public Buildings and Grounds | 84,500.00 | Public Works | 381,862.21 | Transfers to Tax Title Liens or Foreclosed | 6,619.49 |
| Other Public Works | | Buildings and Grounds | 85,490.51 | Balance December 31, 1985 | |
| HEALTH and WELFARE | | Library and Education | | TAX TITLE LIENS OUTSTANDING | |
| Health Services Except Environmental | 15,559.00 | Conservation | | Balance January 1, 1985 | 84,362.59 |
| Welfare-Public Assistance | 10,541.00 | All Other | | Transfer From Taxes | 31,320.02 |
| Hospitals, Clinics, First Aid | | CAPITAL DEBT AUTHORIZED, DECEMBER 31, 1985 | | Redeemed in 1985 | 37,953.61 |
| Animal, Insect, & Rodent Control | | ISSUED AND UNISSUED GROSS DEBT | | Cancelled, Abated or Adjusted (1985) | |
| Other Welfare Services | | School | 1,297,942 | Transfers to Foreclosed Property | |
| RECREATION and CONSERVATION | | Self-liquidating | | Balance December 31, 1985 | 77,729.00 |
| Beaches and Boardwalks | | Other | 2,061,000 | PROPERTY ACQUIRED BY DEED OR | |
| Parks, Playgrounds, Shade Trees | 33,659.55 | Total | 3,358,942 | FORECLOSURE | |
| Land Reclamation & Conservation | | ISSUED AND OUTSTANDING | | Balance January 1, 1985 | 73,155.00 |
| Other Recreational Services | 82,671.00 | School | 1,297,942.19 | Transfers From Taxes or Liens | |
| EDUCATION (excluding schools) | | Self-Liquidating | | Sale for Cash (1985) | |
| Libraries | 49,000.00 | Other | 2,022,000.00 | Cancelled, Abated or Adjusted (1985) | |
| Other Educational Services | | Total | 3,319,942.19 | Balance December 31, 1985 | 73,155.00 |
| STATUTORY EXPENDITURES | | EQUALIZED VALUATION BASIS | | CURRENT FINANCES DECEMBER 31, 1985 | |
| Pensions & F. I. C. A. | 195,140.05 | FOR NET DEBT COMPUTATION | 168,861,505 | ASSETS | |
| Employee Fringe Benefits | 66,156.00 | REAL PROPERTY VALUATIONS | | Cash Dec. 31, 1985 | 876,850.70 |
| Other Statutory Expenditures | 10,000.00 | Code Class # of Parcels % VAL'N | | Taxes Receivable | 201,289.54 |
| CETA And Other Public Employment Programs | | 1 Vacant Land 205 1.70 | 1,885,550.00 | Tax Title Liens | 77,729.00 |
| MUNICIPAL FUNCTIONS TOTAL | 2,697,342.21 | 2 Residential 3122 78.21 | 86,738,310.00 | Foreclosed Property | 73,155.00 |
| CAPITAL IMPROVEMENTS *MEMO* | 2,000.00 | 3 Farm 10 .12 | 136,240.00 | Emergencies & Other Deferred Charges | 176,910.67 |
| DEBT SERVICE | | 4a Commercial 224 15.97 | 17,711,624.00 | State and Federal Aid Receivable | 2,000.00 |
| Principal Payments | 40,000.00 | 4b Industrial 16 2.78 | 3,083,780.00 | Other Receivables | 52,225.83 |
| Interest Payments | 70,888.62 | 4c Apartments 10 1.22 | 1,350,300.00 | Total | 1,460,160.74 |
| DEFERRED CHARGES | 96,029.27 | Total 3587 | 110,905,804.00 | LIABILITIES, RESERVES, AND SURPLUS | |
| SCHOOL, COUNTY, SPECIAL DISTRICT TAXES | 4,135,934.90 | Land Area 2.91 Sq. Miles | | Cash Liabilities | 484,004.70 |
| RESERVE FOR UNCOLLECTED TAXES | 384,061.54 | Net Valuation Taxable-Municipal | 115,256,381 | Reserves for Receivables | 404,399.37 |
| EXPENDITURES TOTAL | 7,424,256.54 | Net Valuation Taxable-County | 180,393,125 | Surplus Dec. 31, 1985 | 571,756.67 |
| | | State Equalized Valuation | 185,760,467 | Total | 1,460,160.74 |
| | | State Equalization Ratio | 61.14 | | |

0324
Population 1980 17,614
Population 1985 22,777
S & P Rating
Moody Rating A

General Tax Rate Per \$100. 3.36
State Equalized Tax Rate 2.04

MOUNT LAUREL TWP. - BURLINGTON CO.
Form of Government:
Council-Manager Plan E (OMCL 50)
Number of Members on Governing Body - 5

PER CAPITA:
Gross Debt 755.71
Net Debt 215.93
Debt Service 21.07
Total Tax Levy 746.25
Municipal Expenditures 279.54
PER CENT:
Gross Debt 2.60
Net Debt .74
Tax Levy Collected 94.82
Tax Levy Cancelled, Abated or Adjusted .60

| EXPENDITURES | | REVENUES-REALIZED | | 1985 PROPERTY TAX | |
|--|---------------|--|----------------|---|--------------------|
| GENERAL GOVERNMENT | | | | STATE EQUALIZED TAX RATE → | |
| Governing Body & Public Boards | 19,383.00 | 1985 Property Taxes Collected | 16,081,054.02 | Local District School Taxes | .86 6,566,717.00 |
| Municipal Clerk | 80,139.00 | 1985 Payments in Lieu of Taxes | | Regional & Consolidated School Tax | .44 3,311,638.48 |
| Financial Administration | 111,408.00 | Delinquent Tax & Lien Collections | 787,985.02 | School Taxes in Municipal Budget | |
| Assessment of Taxes | 177,820.00 | Business Personalty Replacement Taxes | 153,215.92 | County Taxes | .55 4,211,581.12 |
| Collection of Taxes | 45,389.00 | Taxes from Public Utilities | 1,257,592.25 | County Library Taxes | |
| Planning, Housing & Development | 77,428.00 | Other Miscellaneous Tax Revenues | | Local Municipal Purpose Taxes | .19 1,420,000.00 |
| Human Resources | 21,108.23 | State Aid Revenues | 121,568.81 | Veteran & Senior Citizen Taxes | 113,050.00 |
| Elections | 10,000.00 | Federal Aid Revenues | | Total Taxes for Rate Computation | 2.04 15,622,986.60 |
| General Administration (other) | 544,120.00 | State and Local Fiscal Assistance Act Utilized | 86,961.91 | Special District Taxes | 392,673.11 |
| JUDICIARY | | Sale of Acquired Property | | Bank Corp. Taxes | 37,379.01 |
| Municipal Courts | 94,850.00 | Other Miscellaneous Revenues | | Added and Omitted Taxes | 1,057,382.95 |
| PUBLIC SAFETY | | Total | 1,750,431.11 | Total Taxes Levied - ABSTRACT | 16,997,371.67 |
| Fire Protection | | Prior Years Surplus Appropriated | 20,238,809.04 | Total Taxes Billed | 16,959,992.66 |
| Police Protection | 1,261,353.91 | REVENUES TOTAL | 1,375,000.00 | 1985 TAXES COLLECTED | 16,081,054.02 |
| Civil Defense & Disaster Control | 2,060.00 | Reserve For Uncollected Taxes | 740,000.00 | 1985 Taxes Cancelled, Abated or Adjusted | 101,662.93 |
| Environmental Inspection & Control | 148,727.00 | CAPITAL OUTLAY TOTAL | 613,408.66 | Transfer to Tax Title Liens or Foreclosed Balance Outstanding Dec. 31, 1985 | 777,275.71 |
| Other Public Safety | | | | PRIOR YEARS TAXES OUTSTANDING | |
| PUBLIC WORKS | | | | Balance January 1, 1985 | 1,031,192.18 |
| Streets and Drainage | 573,027.00 | Public Enterprises | | Collected in 1985 | 745,510.24 |
| Sewers and Sewage Processing | | Recreation—Culture | 188,790.16 | Cancelled, Abated or Adjusted 1985 | |
| Garbage and Trash Disposal | 673,747.00 | Public Works | 362,271.97 | Transfers to Tax Title Liens or Foreclosed Balance December 31, 1985 | 285,681.94 |
| Public Buildings and Grounds | 108,257.00 | Buildings and Grounds | 62,346.53 | TAX TITLE LIENS OUTSTANDING | |
| Other Public Works | 114,742.00 | Library and Education | | Balance January 1, 1985 | 72,196.70 |
| HEALTH and WELFARE | | Conservation | | Transfer From Taxes | |
| Health Services Except Environmental | 2,600.00 | All Other | | Redeemed in 1985 | 42,474.78 |
| Welfare-Public Assistance | 7,009.00 | CAPITAL DEBT AUTHORIZED, DECEMBER 31, 1985 | | Cancelled, Abated or Adjusted (1985) | |
| Hospitals, Clinics, First Aid | | ISSUED AND UNISSUED GROSS DEBT | | Transfers to Foreclosed Property | |
| Animal, Insect, & Rodent Control | | School 12,294,600 | | Balance December 31, 1985 | 29,721.92 |
| Other Welfare Services | | Self-liquidating 4,918,277 | 4,918,277 | PROPERTY ACQUIRED BY DEED OR FORECLOSURE | |
| RECREATION and CONSERVATION | | Other 4,918,277 | 4,918,277 | Balance January 1, 1985 | 2,732,140.00 |
| Beaches and Boardwalks | | Total 17,212,877 | 4,918,277 | Transfers From Taxes or Liens | |
| Parks, Playgrounds, Shade Trees | 91,729.00 | ISSUED AND OUTSTANDING | | Sale for Cash (1985) | |
| Land Reclamation & Conservation | 555.00 | School 3,896,628.96 | | Cancelled, Abated or Adjusted (1985) | |
| Other Recreational Services | | Self-Liquidating 4,915,000.00 | | Balance December 31, 1985 | 2,732,140.00 |
| EDUCATION (excluding schools) | | Other 8,811,628.96 | | CURRENT FINANCES DECEMBER 31, 1985 | |
| Libraries | 161,748.00 | EQUALIZED VALUATION BASIS | | ASSETS | |
| Other Educational Services | 3,000.00 | FOR NET DEBT COMPUTATION | 661,081,521 | Cash Dec. 31, 1985 | 7,534,986.03 |
| STATUTORY EXPENDITURES | | REAL PROPERTY VALUATIONS | | Taxes Receivable | 1,062,957.65 |
| Pensions & F. I. C. A. | 400,009.45 | Code Class # of Parcels % VAL'N | | Tax Title Liens | 29,721.92 |
| Employee Fringe Benefits | 169,822.00 | 1 Vacant Land 2010 4.40 | 20,150,600.00 | Foreclosed Property | 2,732,140.00 |
| Other Statutory Expenditures | 20,000.00 | 2 Residential 6391 66.09 | 302,755,505.00 | Emergencies & Other Deferred Charges | 308,355.00 |
| CETA And Other Public Employment Programs | | 3 Farm 297 1.52 | 6,995,250.00 | State and Federal Aid Receivable | 1,796.16 |
| MUNICIPAL FUNCTIONS TOTAL | 4,920,031.59 | 4a Commercial 142 15.31 | 70,133,600.00 | Other Receivables | 151,580.11 |
| CAPITAL IMPROVEMENTS *MEMO* | 165,000.00 | 4b Industrial 55 11.60 | 53,140,200.00 | Total | 11,821,536.87 |
| DEBT SERVICE | | 4c Apartments 3 1.07 | 4,916,500.00 | LIABILITIES, RESERVES, AND SURPLUS | |
| Principal Payments | 155,450.00 | Total 8898 | 458,091,655.00 | Cash Liabilities | 5,621,700.17 |
| Interest Payments | 324,529.43 | Land Area 22.15 Sq. Miles | | Reserves for Receivables | 3,954,559.61 |
| DEFERRED CHARGES | 227,172.24 | Net Valuation Taxable-Municipal | 462,231,496 | Surplus Dec. 31, 1985 | 2,245,277.09 |
| SCHOOL, COUNTY, SPECIAL DISTRICT TAXES | 14,482,609.71 | Net Valuation Taxable-County | 707,146,269 | Total | 11,821,536.87 |
| RESERVE FOR UNCOLLECTED TAXES | 740,000.00 | State Equalized Valuation | 757,456,162 | | |
| EXPENDITURES TOTAL | 20,849,792.97 | State Equalization Ratio | 60.81 | | |

1427
Population 1980 18,748
Population 1985 19,298
S & P Rating
Moody Rating AAA

General Tax Rate Per \$100. 2.73
State Equalized Tax Rate 2.23

MOUNT OLIVE TOWNSHIP – MORRIS CO.
Form of Government:
Mayor-Council Plan E (OMCL 50)
Number of Members on Governing Body – 5

PER CAPITA:
Gross Debt 844.98
Net Debt 377.24
Debt Service 21.50
Total Tax Levy 756.28
Municipal Expenditures 293.50
PER CENT:
Gross Debt 3.04
Net Debt 1.36
Tax Levy Collected 96.62
Tax Levy Cancelled, Abated or Adjusted .15

| EXPENDITURES | | REVENUES-REALIZED | | 1985 PROPERTY TAX | |
|---|---------------|--|--|--|---------------|
| GENERAL GOVERNMENT | | | | STATE EQUALIZED TAX RATE 1.53 | |
| Governing Body & Public Boards | 37,391.00 | 1985 Property Taxes Collected 14,079,961.60 | | Local District School Taxes | 9,084,778.20 |
| Municipal Clerk | 36,436.00 | 1985 Payments in Lieu of Taxes | | Regional & Consolidated School Tax | |
| Financial Administration | 79,574.00 | Delinquent Tax & Lien Collections 463,182.73 | | School Taxes in Municipal Budget | |
| Assessment of Taxes | 52,094.00 | Business Personalty Replacement Taxes 89,289.72 | | County Taxes | 2,005,824.72 |
| Collection of Taxes | 37,994.00 | Taxes from Public Utilities 1,125,213.00 | | County Library Taxes | 79,321.56 |
| Planning, Housing & Development | 82,816.50 | Other Miscellaneous Tax Revenues | | Local Municipal Purpose Taxes | 2,099,996.96 |
| Human Resources | | State Aid Revenues 208,478.21 | | Veteran & Senior Citizen Taxes | 93,225.00 |
| Elections | 4,475.00 | Federal Aid Revenues 129,957.12 | | Total Taxes for Rate Computation 2.23 | 13,363,146.44 |
| General Administration (other) | 473,637.52 | State and Local Fiscal Assistance Act Utilized | | Special District Taxes | 1,088,601.20 |
| JUDICIARY | | Sale of Acquired Property | | Bank Corp. Taxes | 18,747.47 |
| Municipal Courts | 97,666.00 | Other Miscellaneous Revenues 1,722,365.86 | | Added and Omitted Taxes | 217,355.99 |
| PUBLIC SAFETY | | Total 17,818,448.24 | | Total Taxes Levied - ABSTRACT | 14,594,626.10 |
| Fire Protection | 75,960.00 | Prior Years Surplus Appropriated 614,185.61 | | Total Taxes Billed | 14,573,055.01 |
| Police Protection | 1,355,404.60 | REVENUES TOTAL 18,432,633.85 | | 1985 TAXES COLLECTED | 14,079,961.60 |
| Civil Defense & Disaster Control | 6,500.00 | Reserve For Uncollected Taxes 606,337.94 | | 1985 Taxes Cancelled, Abated or Adjusted | 22,491.93 |
| Environmental Inspection & Control | 112,869.00 | CAPITAL OUTLAY TOTAL 1,566,800.50 | | Transfer to Tax Title Liens or Foreclosed | 71,091.67 |
| Other Public Safety | | | | Balance Outstanding Dec. 31, 1985 | 399,509.81 |
| PUBLIC WORKS | | | | PRIOR YEARS TAXES OUTSTANDING | |
| Streets and Drainage | 584,577.00 | Public Enterprises | | Balance January 1, 1985 | 434,470.97 |
| Sewers and Sewage Processing | 529,742.00 | Recreation—Culture | | Collected in 1985 | 399,442.75 |
| Garbage and Trash Disposal | | Public Works 1,539,653.46 | | Cancelled, Abated or Adjusted 1985 | 4,944.10 |
| Public Buildings and Grounds | 125,059.00 | Buildings and Grounds 27,147.04 | | Transfers to Tax Title Liens or Foreclosed | 5,534.11 |
| Other Public Works | 7,457.50 | Library and Education | | Balance December 31, 1985 | 24,550.01 |
| HEALTH and WELFARE | | Conservation | | TAX TITLE LIENS OUTSTANDING | |
| Health Services Except Environmental | 117,533.00 | All Other | | Balance January 1, 1985 | 421,994.28 |
| Welfare-Public Assistance | 22,380.00 | CAPITAL DEBT AUTHORIZED, DECEMBER 31, 1985 | | Transfer From Taxes | 69,415.12 |
| Hospitals, Clinics, First Aid | | ISSUED AND UNISSUED GROSS DEBT NET DEBT | | Redeemed in 1985 | 63,739.98 |
| Animal, Insect, & Rodent Control | 12,000.00 | School 9,011,160 | | Cancelled, Abated or Adjusted (1985) | |
| Other Welfare Services | | Self-liquidating 7,295,300 | | Transfers to Foreclosed Property | 50,377.98 |
| RECREATION and CONSERVATION | | Other 16,306,460 | | Balance December 31, 1985 | 377,291.44 |
| Beaches and Boardwalks | 4,425.00 | Total 7,279,916 | | PROPERTY ACQUIRED BY DEED OR FORECLOSURE | |
| Parks, Playgrounds, Shade Trees | | ISSUED AND OUTSTANDING | | Balance January 1, 1985 | 656,234.16 |
| Land Reclamation & Conservation | 450.00 | School 9,011,160.00 | | Transfers From Taxes or Liens | 58,260.84 |
| Other Recreational Services | 77,785.00 | Self-Liquidating 7,247,800.00 | | Sale for Cash (1985) | 3,000.00 |
| EDUCATION (excluding schools) | | Other 16,258,960.00 | | Cancelled, Abated or Adjusted (1985) | 32,800.00 |
| Libraries | 66,000.00 | Total 535,827,123 | | Balance December 31, 1985 | 678,695.00 |
| Other Educational Services | | REAL PROPERTY VALUATIONS | | CURRENT FINANCES DECEMBER 31, 1985 | |
| STATUTORY EXPENDITURES | | Code Class # of Parcels % VAL'N ASSESSED VALUATION | | ASSETS | |
| Pensions & F. I. C. A. | 325,925.84 | 1 Vacant Land 1058 7.59 36,654,800.00 | | Cash Dec. 31, 1985 | 2,043,602.67 |
| Employee Fringe Benefits | 164,930.00 | 2 Residential 4228 64.95 313,599,900.00 | | Taxes Receivable | 424,059.82 |
| Other Statutory Expenditures | | 3 Farm 147 .90 4,329,050.00 | | Tax Title Liens | 377,291.44 |
| CETA And Other Public Employment Programs | | 4a Commercial 146 6.32 30,516,800.00 | | Foreclosed Property | 678,695.00 |
| MUNICIPAL FUNCTIONS TOTAL 4,491,081.96 | | 4b Industrial 28 5.36 25,857,100.00 | | Emergencies & Other Deferred Charges | |
| CAPITAL IMPROVEMENTS *MEMO* 259,000.00 | | 4c Apartments 5 14.89 71,898,000.00 | | State and Federal Aid Receivable | 36,494.49 |
| DEBT SERVICE | | Total 5612 482,855,650.00 | | Other Receivables | 259,288.34 |
| Principal Payments | 130,000.00 | Land Area 30.06 Sq. Miles | | Total | 3,819,431.76 |
| Interest Payments | 284,891.90 | Net Valuation Taxable-Municipal 486,543,967 | | LIABILITIES, RESERVES, AND SURPLUS | |
| DEFERRED CHARGES | 151,710.95 | Net Valuation Taxable-County 554,921,682 | | Cash Liabilities | 796,876.12 |
| SCHOOL, COUNTY, SPECIAL DISTRICT TAXES | 12,258,525.68 | State Equalized Valuation 593,832,290 | | Reserves for Receivables | 1,739,334.60 |
| RESERVE FOR UNCOLLECTED TAXES | 606,337.94 | State Equalization Ratio 81.82 | | Surplus Dec. 31, 1985 | 1,283,221.04 |
| EXPENDITURES TOTAL 17,922,548.43 | | | | Total | 3,819,431.76 |

1425
Population 1980 4,153
Population 1985 4,120
S & P Rating AA
Moody Rating AA

General Tax Rate Per \$100. 3.13
State Equalized Tax Rate 2.46

MOUNTAIN LAKES BORO. - MORRIS CO.
Form of Government:
Council-Manager Plan E (OMCL 50)
Number of Members on Governing Body - 7

PER CAPITA:
Gross Debt 837.67
Net Debt 588.59
Debt Service 80.43
Total Tax Levy 1,466.43
Municipal Expenditures 527.23
PER CENT:
Gross Debt 1.60
Net Debt 1.13
Tax Levy Collected 99.09
Tax Levy Cancelled, Abated or Adjusted .02

| EXPENDITURES | | REVENUES-REALIZED | | 1985 PROPERTY TAX | |
|---|--------------|--|----------------|--|--------------|
| GENERAL GOVERNMENT | | | | STATE EQUALIZED TAX RATE | |
| Governing Body & Public Boards | | 1985 Property Taxes Collected | 5,996,360.90 | Local District School Taxes | 1.68 |
| Municipal Clerk | | 1985 Payments in Lieu of Taxes | | Regional & Consolidated School Tax | |
| Financial Administration | 5,950.00 | Delinquent Tax & Lien Collections | 74,191.79 | School Taxes in Municipal Budget | |
| Assessment of Taxes | 8,280.00 | Business Personality Replacement Taxes | 35,963.12 | County Taxes | .33 |
| Collection of Taxes | 15,150.00 | Taxes from Public Utilities | 352,775.00 | County Library Taxes | .01 |
| Planning, Housing & Development | 19,500.00 | Other Miscellaneous Tax Revenues | | Local Municipal Purpose Taxes | .43 |
| Human Resources | 50.00 | State Aid Revenues | 55,097.78 | Veteran & Senior Citizen Taxes | |
| Elections | | Federal Aid Revenues | | Total Taxes for Rate Computation | 2.45 |
| General Administration (other) | 207,398.00 | State and Local Fiscal Assistance Act Utilized | 17,000.00 | Special District Taxes | |
| JUDICIARY | | Sale of Acquired Property | | Bank Corp. Taxes | |
| Municipal Courts | 10,500.00 | Other Miscellaneous Revenues | | Added and Omitted Taxes | |
| PUBLIC SAFETY | | Total | 382,656.19 | Total Taxes Levied - ABSTRACT | |
| Fire Protection | 108,520.00 | Prior Years Surplus Appropriated | 318,000.00 | Total Taxes Billed | 6,041,683.30 |
| Police Protection | 442,250.00 | REVENUES TOTAL | 7,232,044.78 | 1985 TAXES COLLECTED | |
| Civil Defense & Disaster Control | 100.00 | Reserve For Uncollected Taxes | 361,899.17 | 1985 Taxes Cancelled, Abated or Adjusted | 1,460.25 |
| Environmental Inspection & Control | 42,172.18 | | | Transfer to Tax Title Liens or Foreclosed | 15,039.39 |
| Other Public Safety | | CAPITAL OUTLAY TOTAL | 19,912.07 | Balance Outstanding Dec. 31, 1985 | 38,626.81 |
| PUBLIC WORKS | | | | PRIOR YEARS TAXES OUTSTANDING | |
| Streets and Drainage | 207,281.69 | Public Enterprises | | Balance January 1, 1985 | 81,866.33 |
| Sewers and Sewage Processing | | Recreation—Culture | 4,348.51 | Collected in 1985 | 74,191.79 |
| Garbage and Trash Disposal | | Public Works | 14,335.67 | Cancelled, Abated or Adjusted 1985 | |
| Public Buildings and Grounds | 57,200.00 | Buildings and Grounds | 1,227.89 | Transfers to Tax Title Liens or Foreclosed | 7,674.54 |
| Other Public Works | | Library and Education | | Balance December 31, 1985 | |
| HEALTH and WELFARE | | Conservation | | TAX TITLE LIENS OUTSTANDING | |
| Health Services Except Environmental | 11,371.00 | All Other | | Balance January 1, 1985 | 9,799.95 |
| Welfare-Public Assistance | 100.00 | | | Transfer From Taxes | 24,055.19 |
| Hospitals, Clinics, First Aid | | CAPITAL DEBT AUTHORIZED, DECEMBER 31, 1985 | | Redeemed in 1985 | |
| Animal, Insect, & Rodent Control | 400.00 | ISSUED AND UNISSUED | | Cancelled, Abated or Adjusted (1985) | |
| Other Welfare Services | | School | 976,200 | Transfers to Foreclosed Property | |
| RECREATION and CONSERVATION | | Self-liquidating | 50,000 | Balance December 31, 1985 | 33,855.14 |
| Beaches and Boardwalks | 70,455.00 | Other | 2,425,000 | PROPERTY ACQUIRED BY DEED OR | |
| Parks, Playgrounds, Shade Trees | 625.00 | Total | 3,451,200 | FORECLOSURE | |
| Land Reclamation & Conservation | | | | Balance January 1, 1985 | 157,085.09 |
| Other Recreational Services | 26,200.00 | ISSUED AND OUTSTANDING | | Transfers From Taxes or Liens | |
| EDUCATION (excluding schools) | | School | 658,000.00 | Sale for Cash (1985) | |
| Libraries | 36,600.00 | Self-liquidating | 50,000.00 | Cancelled, Abated or Adjusted (1985) | |
| Other Educational Services | | Other | 2,425,000.00 | Balance December 31, 1985 | 157,085.09 |
| STATUTORY EXPENDITURES | | Total | 3,133,000.00 | CURRENT FINANCES DECEMBER 31, 1985 | |
| Pensions & F. I. C. A. | 123,870.00 | EQUALIZED VALUATION BASIS | | ASSETS | |
| Employee Fringe Benefits | 39,600.00 | FOR NET DEBT COMPUTATION | 215,215,062 | Cash Dec. 31, 1985 | 889,723.94 |
| Other Statutory Expenditures | | REAL PROPERTY VALUATIONS | | Taxes Receivable | 38,626.81 |
| CETA And Other Public Employment Programs | | Code Class # of Parcels % VAL'N | | Tax Title Liens | 33,855.14 |
| MUNICIPAL FUNCTIONS TOTAL | 1,433,572.87 | 1 Vacant Land 65 1.95 | 3,689,700.00 | Foreclosed Property | 157,085.09 |
| CAPITAL IMPROVEMENTS *MEMO* | 42,100.00 | 2 Residential 1181 89.66 | 169,605,200.00 | Emergencies & Other Deferred Charges | |
| DEBT SERVICE | | 3 Farm | | State and Federal Aid Receivable | |
| Principal Payments | 210,000.00 | 4a Commercial 40 7.48 | 14,141,200.00 | Other Receivables | 19,900.14 |
| Interest Payments | 121,365.00 | 4b Industrial 5 .91 | 1,723,300.00 | Total | 1,139,191.12 |
| DEFERRED CHARGES | 45,367.00 | 4c Apartments | | LIABILITIES, RESERVES, AND SURPLUS | |
| SCHOOL, COUNTY, SPECIAL DISTRICT TAXES | 4,962,607.15 | Total 1291 | 189,159,400.00 | Cash Liabilities | 314,951.30 |
| RESERVE FOR UNCOLLECTED TAXES | 361,899.17 | Land Area 2.90 Sq. Miles | | Reserves for Receivables | 249,463.53 |
| EXPENDITURES TOTAL | 7,134,811.19 | Net Valuation Taxable-Municipal | 191,332,061 | Surplus Dec. 31, 1985 | 574,776.29 |
| | | Net Valuation Taxable-County | 225,091,907 | Total | 1,139,191.12 |
| | | State Equalized Valuation | 243,211,236 | | |
| | | State Equalization Ratio | 78.48 | | |

2010
Population 1980 7,118
Population 1985 7,078
S & P Rating
Moody Rating A1

General Tax Rate Per \$100.
1.94
State Equalized Tax Rate
1.91

MOUNTAINSIDE BOROUGH - UNION CO.
Form of Government:
Borough Council
Number of Members on Governing Body - 6

PER CAPITA:
Gross Debt 409.76
Net Debt 298.95
Debt Service 55.37
Total Tax Levy 1,291.31
Municipal Expenditures 498.56
PER CENT:
Gross Debt .68
Net Debt .50
Tax Levy Collected 98.61
Tax Levy Cancelled, Abated or Adjusted

| EXPENDITURES | | REVENUES-REALIZED | | 1985 PROPERTY TAX | |
|---|---------------|--|----------------|--|--------------|
| GENERAL GOVERNMENT | | | | STATE EQUALIZED TAX RATE | |
| Governing Body & Public Boards | | 1985 Property Taxes Collected | 8,991,519.41 | Local District School Taxes .47 | 2,243,418.00 |
| Municipal Clerk | | 1985 Payments in Lieu of Taxes | | Regional & Consolidated School Tax .63 | 3,018,149.02 |
| Financial Administration | 39,175.00 | Delinquent Tax & Lien Collections | 150,821.27 | School Taxes in Municipal Budget | |
| Assessment of Taxes | 65,599.85 | Business Personalty Replacement Taxes | 253,330.64 | County Taxes .50 | 2,363,800.08 |
| Collection of Taxes | | Taxes from Public Utilities | 704,642.00 | County Library Taxes | |
| Planning, Housing & Development | 17,322.15 | Other Miscellaneous Tax Revenues | | Local Municipal Purpose Taxes .30 | 1,454,282.83 |
| Human Resources | | State Aid Revenues | 50,459.50 | Veteran & Senior Citizen Taxes | 61,600.00 |
| Elections | 1,700.00 | Federal Aid Revenues | | Total Taxes for Rate Computation 1.90 | 9,141,249.93 |
| General Administration (other) | 364,655.01 | State and Local Fiscal Assistance Act Utilized | 28,746.68 | Special District Taxes | |
| JUDICIARY | | Sale of Acquired Property | | Bank Corp. Taxes | 21,506.85 |
| Municipal Courts | 35,320.44 | Other Miscellaneous Revenues | 501,314.81 | Added and Omitted Taxes | 38,706.59 |
| PUBLIC SAFETY | | Total | 10,680,834.31 | Total Taxes Levied - ABSTRACT | 9,139,863.37 |
| Fire Protection | 165,348.86 | Prior Years Surplus Appropriated | 870,000.00 | Total Taxes Billed | 9,118,356.52 |
| Police Protection | 848,672.54 | REVENUES TOTAL | 11,550,834.31 | 1985 TAXES COLLECTED | 8,991,519.41 |
| Civil Defense & Disaster Control | 275.00 | Reserve For Uncollected Taxes | 544,000.00 | 1985 Taxes Cancelled, Abated or Adjusted | |
| Environmental Inspection & Control | 63,007.03 | CAPITAL OUTLAY TOTAL | 254,322.10 | Transfer to Tax Title Liens or Foreclosed | |
| Other Public Safety | | | | Balance Outstanding Dec. 31, 1985 | 126,837.11 |
| PUBLIC WORKS | | | | PRIOR YEARS TAXES OUTSTANDING | |
| Streets and Drainage | 182,280.84 | Public Enterprises | | Balance January 1, 1985 | 151,083.07 |
| Sewers and Sewage Processing | 214,730.28 | Recreation—Culture | 14,127.75 | Collected in 1985 | 150,821.27 |
| Garbage and Trash Disposal | 6,948.63 | Public Works | 178,086.49 | Cancelled, Abated or Adjusted 1985 | |
| Public Buildings and Grounds | 52,977.48 | Buildings and Grounds | 62,107.86 | Transfers to Tax Title Liens or Foreclosed | |
| Other Public Works | | Library and Education | | Balance December 31, 1985 | 261.80 |
| HEALTH and WELFARE | | Conservation | | TAX TITLE LIENS OUTSTANDING | |
| Health Services Except Environmental | 26,234.22 | All Other | | Balance January 1, 1985 | |
| Welfare-Public Assistance | 3,683.23 | CAPITAL DEBT AUTHORIZED, DECEMBER 31, 1985 | | Transfer From Taxes | |
| Hospitals, Clinics, First Aid | | ISSUED AND UNISSUED | | Redeemed in 1985 | |
| Animal, Insect, & Rodent Control | 4,600.00 | School | 784,323 | Cancelled, Abated or Adjusted (1985) | |
| Other Welfare Services | | Self-liquidating | | Transfers to Foreclosed Property | |
| RECREATION and CONSERVATION | | Other | 2,115,988 | Balance December 31, 1985 | |
| Beaches and Boardwalks | | Total | 2,900,312 | PROPERTY ACQUIRED BY DEED OR | |
| Parks, Playgrounds, Shade Trees | 16,000.00 | ISSUED AND OUTSTANDING | | FORECLOSURE | |
| Land Reclamation & Conservation | | School | 784,323.58 | Balance January 1, 1985 | 3,875.00 |
| Other Recreational Services | 50,406.70 | Self-Liquidating | | Transfers From Taxes or Liens | |
| EDUCATION (excluding schools) | | Other | 1,813,000.00 | Sale for Cash (1985) | |
| Libraries | 164,000.00 | Total | 2,597,323.58 | Cancelled, Abated or Adjusted (1985) | |
| Other Educational Services | | EQUALIZED VALUATION BASIS | | Balance December 31, 1985 | 3,875.00 |
| STATUTORY EXPENDITURES | | FOR NET DEBT COMPUTATION | 425,033,196 | CURRENT FINANCES DECEMBER 31, 1985 | |
| Pensions & F. I. C. A. | 163,538.93 | REAL PROPERTY VALUATIONS | | ASSETS | |
| Employee Fringe Benefits | 74,032.04 | Code Class # of Parcels % VAL'N | | Cash Dec. 31, 1985 | 2,316,988.23 |
| Other Statutory Expenditures | | 1 Vacant Land 113 1.61 | 7,524,700.00 | Taxes Receivable | 127,098.91 |
| CETA And Other Public Employment Programs | | 2 Residential 2357 75.87 | 355,620,500.00 | Tax Title Liens | |
| MUNICIPAL FUNCTIONS TOTAL | 2,560,508.23 | 3 Farm | | Foreclosed Property | 3,875.00 |
| CAPITAL IMPROVEMENTS *MEMO* | 15,000.00 | 4a Commercial 80 11.75 | 55,069,400.00 | Emergencies & Other Deferred Charges | 32,000.00 |
| DEBT SERVICE | | 4b Industrial 59 10.77 | 50,482,800.00 | State and Federal Aid Receivable | |
| Principal Payments | 230,000.00 | 4c Apartments | | Other Receivables | 16,693.25 |
| Interest Payments | 161,874.37 | Total 2609 | 468,697,400.00 | Total | 2,496,655.39 |
| DEFERRED CHARGES | 32,444.88 | Land Area 4.10 Sq. Miles | | LIABILITIES, RESERVES, AND SURPLUS | |
| SCHOOL, COUNTY, SPECIAL DISTRICT TAXES | 7,625,367.10 | Net Valuation Taxable-Municipal | 470,269,500 | Cash Liabilities | 1,111,510.34 |
| RESERVE FOR UNCOLLECTED TAXES | 544,000.00 | Net Valuation Taxable-County | 435,491,014 | Reserves for Receivables | 147,398.16 |
| EXPENDITURES TOTAL | 11,154,194.58 | State Equalized Valuation | 477,455,337 | Surplus Dec. 31, 1985 | 1,237,746.89 |
| | | State Equalization Ratio | 98.49 | Total | 2,496,655.39 |

0117
 Population 1980 **5,243**
 Population 1985 **5,346**
 S & P Rating
 Moody Rating

General Tax Rate Per \$100.
2.14
 State Equalized Tax Rate
2.47

MULLICA TOWNSHIP – ATLANTIC COUNTY
Form of Government:
Mayor–Council Plan F (OMCL 50)
Number of Members on Governing Body – 5

| | | | |
|------------------------|---------------|--|--------------|
| PER CAPITA: | | PER CENT: | |
| Gross Debt | 568.94 | Gross Debt | 2.57 |
| Net Debt | 128.10 | Net Debt | .58 |
| Debt Service | 9.38 | Tax Levy Collected | 84.36 |
| Total Tax Levy | 593.25 | Tax Levy Cancelled, Abated or Adjusted | .99 |
| Municipal Expenditures | 283.94 | | |

| EXPENDITURES | | REVENUES-REALIZED | | 1985 PROPERTY TAX | |
|---|---------------------|--|-----------------------|--|---------------------|
| GENERAL GOVERNMENT | | | | STATE EQUALIZED TAX RATE | |
| Governing Body & Public Boards | | 1985 Property Taxes Collected | 2,675,889.63 | Local District School Taxes | .87 |
| Municipal Clerk | | 1985 Payments in Lieu of Taxes | | Regional & Consolidated School Tax | .65 |
| Financial Administration | 18,520.00 | Delinquent Tax & Lien Collections | 360,161.90 | School Taxes in Municipal Budget | |
| Assessment of Taxes | 18,460.12 | Business Personalty Replacement Taxes | 33,505.40 | County Taxes | .48 |
| Collection of Taxes | 33,931.00 | Taxes from Public Utilities | 283,570.00 | County Library Taxes | .03 |
| Planning, Housing & Development | 19,530.65 | Other Miscellaneous Tax Revenues | | Local Municipal Purpose Taxes | .48 |
| Human Resources | 7,000.00 | State Aid Revenues | 40,366.34 | Veteran & Senior Citizen Taxes | |
| Elections | 2,951.52 | Federal Aid Revenues | | Total Taxes for Rate Computation | 2.51 |
| General Administration (other) | 191,867.65 | State and Local Fiscal Assistance Act Utilized | 28,724.00 | Special District Taxes | |
| JUDICIARY | | Sale of Acquired Property | 1,620.00 | Bank Corp. Taxes | |
| Municipal Courts | 33,695.00 | Other Miscellaneous Revenues | 193,471.79 | Added and Omitted Taxes | |
| PUBLIC SAFETY | | Total | 3,617,309.06 | Total Taxes Levied - ABSTRACT | |
| Fire Protection | 35,000.00 | Prior Years Surplus Appropriated | 23,907.30 | Total Taxes Billed | |
| Police Protection | 270,536.97 | REVENUES TOTAL | 3,641,216.36 | 1985 TAXES COLLECTED | 2,675,889.63 |
| Civil Defense & Disaster Control | 900.00 | Reserve For Uncollected Taxes | 475,185.19 | 1985 Taxes Cancelled, Abated or Adjusted | 31,310.36 |
| Environmental Inspection & Control | | CAPITAL OUTLAY TOTAL | 56,178.75 | Transfer to Tax Title Liens or Foreclosed | 70,094.02 |
| Other Public Safety | | | | Balance Outstanding Dec. 31, 1985 | 394,632.73 |
| PUBLIC WORKS | | | | PRIOR YEARS TAXES OUTSTANDING | |
| Streets and Drainage | 103,305.69 | Public Enterprises | | Balance January 1, 1985 | 345,040.59 |
| Sewers and Sewage Processing | | Recreation—Culture | | Collected in 1985 | 304,872.25 |
| Garbage and Trash Disposal | 46,487.64 | Public Works | 41,775.00 | Cancelled, Abated or Adjusted 1985 | 841.45 |
| Public Buildings and Grounds | 8,950.00 | Buildings and Grounds | 14,403.75 | Transfers to Tax Title Liens or Foreclosed | 30,588.01 |
| Other Public Works | 22,800.00 | Library and Education | | Balance December 31, 1985 | 8,738.88 |
| HEALTH and WELFARE | | Conservation | | TAX TITLE LIENS OUTSTANDING | |
| Health Services Except Environmental | | All Other | | Balance January 1, 1985 | 100,861.94 |
| Welfare-Public Assistance | 5,500.00 | CAPITAL DEBT AUTHORIZED, DECEMBER 31, 1985 | | Transfer From Taxes | 102,566.10 |
| Hospitals, Clinics, First Aid | 500.00 | ISSUED AND UNISSUED GROSS DEBT | | Redeemed in 1985 | 55,289.25 |
| Animal, Insect, & Rodent Control | 24,547.14 | School | 2,356,697 | Cancelled, Abated or Adjusted (1985) | |
| Other Welfare Services | | Self-Liquidating | | Transfers to Foreclosed Property | |
| RECREATION and CONSERVATION | | Other | 684,837 | Balance December 31, 1985 | 148,138.79 |
| Beaches and Boardwalks | | Total | 3,041,534 | PROPERTY ACQUIRED BY DEED OR FORECLOSURE | |
| Parks, Playgrounds, Shade Trees | | ISSUED AND OUTSTANDING | | Balance January 1, 1985 | 204,459.00 |
| Land Reclamation & Conservation | | School | 2,356,697.90 | Transfers From Taxes or Liens | |
| Other Recreational Services | 3,000.00 | Self-Liquidating | | Sale for Cash (1985) | 1,620.00 |
| EDUCATION (excluding schools) | | Other | 620,061.00 | Cancelled, Abated or Adjusted (1985) | |
| Libraries | | Total | 2,976,758.90 | Balance December 31, 1985 | 202,839.00 |
| Other Educational Services | 1,500.00 | EQUALIZED VALUATION BASIS | | CURRENT FINANCES DECEMBER 31, 1985 | |
| STATUTORY EXPENDITURES | | FOR NET DEBT COMPUTATION | 118,162,999 | ASSETS | |
| Pensions & F. I. C. A. | 52,997.45 | REAL PROPERTY VALUATIONS | | Cash Dec. 31, 1985 | 1,001,771.47 |
| Employee Fringe Benefits | 24,384.95 | Code Class # of Parcels % VAL'N | | Taxes Receivable | 403,371.61 |
| Other Statutory Expenditures | 4,000.00 | 1 Vacant Land 2923 19.24 | 27,948,900.00 | Tax Title Liens | 148,138.79 |
| CETA And Other Public Employment Programs | | 2 Residential 1748 71.04 | 103,207,261.00 | Foreclosed Property | 202,839.00 |
| MUNICIPAL FUNCTIONS TOTAL | 930,365.78 | 3 Farm 96 2.04 | 2,975,800.00 | Emergencies & Other Deferred Charges | 165,088.81 |
| CAPITAL IMPROVEMENTS *MEMO* | | 4a Commercial 84 6.68 | 9,700,145.00 | State and Federal Aid Receivable | |
| DEBT SERVICE | | 4b Industrial 3 .99 | 1,441,300.00 | Other Receivables | 50,725.38 |
| Principal Payments | 5,112.00 | 4c Apartments | | Total | 1,971,935.06 |
| Interest Payments | 45,010.22 | Total | 4854 | LIABILITIES, RESERVES, AND SURPLUS | |
| DEFERRED CHARGES | 62,254.27 | Land Area 56.50 Sq. Miles | | Cash Liabilities | 873,701.17 |
| SCHOOL, COUNTY, SPECIAL DISTRICT TAXES | 2,551,709.46 | Net Valuation Taxable-Municipal | 144,690,056 | Reserves for Receivables | 801,574.78 |
| RESERVE FOR UNCOLLECTED TAXES | 475,185.19 | Net Valuation Taxable-County | 125,459,809 | Surplus Dec. 31, 1985 | 296,659.11 |
| EXPENDITURES TOTAL | 4,069,636.92 | State Equalized Valuation | 127,832,998 | Total | 1,971,935.06 |
| | | State Equalization Ratio | 115.22 | | |

*Includes County Health Service Taxes or County Vocational School Taxes. See Table 13.

0812
 Population 1980 **3,552**
 Population 1985 **3,448**
 S & P Rating
 Moody Rating

General Tax Rate Per \$100. **2.66**
 State Equalized Tax Rate **2.72**

NATIONAL PARK BORO. - GLOUCESTER CO.
Form of Government:
Borough Council
Number of Members on Governing Body - 6

PER CAPITA:
 Gross Debt **245.77**
 Net Debt **11.11**
 Debt Service **10.85**
 Total Tax Levy **370.09**
 Municipal Expenditures **271.72**

PER CENT:
 Gross Debt **1.94**
 Net Debt **.09**
 Tax Levy Collected **90.99**
 Tax Levy Cancelled, Abated or Adjusted **.18**

| EXPENDITURES | | REVENUES-REALIZED | | 1985 PROPERTY TAX | |
|---|---------------------|--|----------------------|--|--------------------------|
| GENERAL GOVERNMENT | | | | STATE EQUALIZED TAX RATE | |
| Governing Body & Public Boards | | 1985 Property Taxes Collected | 1,156,491.32 | Local District School Taxes | .70 328,690.00 |
| Municipal Clerk | | 1985 Payments in Lieu of Taxes | | Regional & Consolidated School Tax | .79 366,253.42 |
| Financial Administration | 13,427.00 | Delinquent Tax & Lien Collections | 111,009.66 | School Taxes in Municipal Budget | |
| Assessment of Taxes | 8,348.00 | Business Personalty Replacement Taxes | 6,747.84 | County Taxes | .63 294,947.83 |
| Collection of Taxes | 11,127.00 | Taxes from Public Utilities | 362,475.00 | County Library Taxes | .02 9,160.43 |
| Planning, Housing & Development | 23,654.82 | Other Miscellaneous Tax Revenues | | Local Municipal Purpose Taxes | .58 270,000.00 |
| Human Resources | | State Aid Revenues | 71,375.05 | Veteran & Senior Citizen Taxes | 55,100.00 |
| Elections | 1,620.00 | Federal Aid Revenues | | Total Taxes for Rate Computation | 2.72 1,324,151.68 |
| General Administration (other) | 120,656.00 | State and Local Fiscal Assistance Act Utilized | 23,108.36 | Special District Taxes | |
| JUDICIARY | | Sale of Acquired Property | | Bank Corp. Taxes | 5,006.61 |
| Municipal Courts | 26,559.64 | Other Miscellaneous Revenues | 86,919.51 | Added and Omitted Taxes | 2,019.18 |
| PUBLIC SAFETY | | Total | 1,818,126.74 | Total Taxes Levied - ABSTRACT | 1,276,077.47 |
| Fire Protection | 17,810.00 | Prior Years Surplus Appropriated | 101,167.10 | Total Taxes Billed | 1,271,070.86 |
| Police Protection | 207,895.00 | REVENUES | 1,919,293.84 | 1985 TAXES COLLECTED | 1,156,491.32 |
| Civil Defense & Disaster Control | 300.00 | Reserve For Uncollected Taxes | 128,000.00 | 1985 Taxes Cancelled, Abated or Adjusted | 2,335.48 |
| Environmental Inspection & Control | 11,824.00 | CAPITAL OUTLAY | 11,056.50 | Transfer to Tax Title Liens or Foreclosed | 877.80 |
| Other Public Safety | | Total | 11,056.50 | Balance Outstanding Dec. 31, 1985 | 111,366.26 |
| PUBLIC WORKS | | Public Enterprises | 11,056.50 | PRIOR YEARS TAXES OUTSTANDING | |
| Streets and Drainage | 100,733.00 | Recreation—Culture | | Balance January 1, 1985 | 111,009.66 |
| Sewers and Sewage Processing | | Public Works | | Collected in 1985 | 111,009.66 |
| Garbage and Trash Disposal | 88,760.00 | Buildings and Grounds | | Cancelled, Abated or Adjusted 1985 | |
| Public Buildings and Grounds | 26,207.00 | Library and Education | | Transfers to Tax Title Liens or Foreclosed | |
| Other Public Works | | Conservation | | Balance December 31, 1985 | |
| HEALTH and WELFARE | | All Other | | TAX TITLE LIENS OUTSTANDING | |
| Health Services Except Environmental | 1,418.00 | CAPITAL DEBT AUTHORIZED, DECEMBER 31, 1985 | | Balance January 1, 1985 | 6,105.72 |
| Welfare-Public Assistance | 7,500.00 | ISSUED AND UNISSUED | | Transfer From Taxes | 877.80 |
| Hospitals, Clinics, First Aid | | School | 569,112 | Redeemed in 1985 | |
| Animal, Insect, & Rodent Control | 1,919.00 | Self-liquidating | 240,000 | Cancelled, Abated or Adjusted (1985) | |
| Other Welfare Services | | Other | 38,300 | Transfers to Foreclosed Property | |
| RECREATION and CONSERVATION | | Total | 847,412 | Balance December 31, 1985 | 6,983.52 |
| Beaches and Boardwalks | | ISSUED AND OUTSTANDING | | PROPERTY ACQUIRED BY DEED OR | |
| Parks, Playgrounds, Shade Trees | 3,900.00 | School | 569,112.39 | FORECLOSURE | |
| Land Reclamation & Conservation | | Self-Liquidating | 240,000.00 | Balance January 1, 1985 | 19,473.00 |
| Other Recreational Services | 3,875.00 | Other | 38,300.00 | Transfers From Taxes or Liens | |
| EDUCATION (excluding schools) | | Total | 847,412.39 | Sale for Cash (1985) | |
| Libraries | | EQUALIZED VALUATION BASIS | | Cancelled, Abated or Adjusted (1985) | |
| Other Educational Services | | FOR NET DEBT COMPUTATION | 43,748,413 | Balance December 31, 1985 | 19,473.00 |
| STATUTORY EXPENDITURES | | REAL PROPERTY VALUATIONS | | CURRENT FINANCES DECEMBER 31, 1985 | |
| Pensions & F. I. C. A. | 62,150.00 | Code Class # of Parcels % VAL'N | | ASSETS | |
| Employee Fringe Benefits | 21,500.00 | 1 Vacant Land 156 2.17 | 1,032,400.00 | Cash Dec. 31, 1985 | 271,478.50 |
| Other Statutory Expenditures | 6,000.00 | 2 Residential 1011 90.95 | 43,194,300.00 | Taxes Receivable | 111,366.26 |
| CETA and Other Public Employment Programs | | 3 Farm | | Tax Title Liens | 6,983.52 |
| MUNICIPAL FUNCTIONS | | 4a Commercial 39 6.27 | 2,977,600.00 | Foreclosed Property | 19,473.00 |
| CAPITAL IMPROVEMENTS | *MEMO* | 4b Industrial | | Emergencies & Other Deferred Charges | 23,755.05 |
| DEBT SERVICE | | 4c Apartments 3 .61 | 288,800.00 | State and Federal Aid Receivable | 6,610.39 |
| Principal Payments | 32,322.00 | Total 1209 | 47,493,100.00 | Other Receivables | 93,487.64 |
| Interest Payments | 5,103.60 | Land Area 1.00 Sq. Miles | | Total | 533,154.36 |
| DEFERRED CHARGES | 4,264.75 | Net Valuation Taxable-Municipal | 47,715,514 | LIABILITIES, RESERVES, AND SURPLUS | |
| SCHOOL, COUNTY, SPECIAL DISTRICT TAXES | 999,051.68 | Net Valuation Taxable-County | 44,133,855 | Cash Liabilities | 99,290.33 |
| RESERVE FOR UNCOLLECTED TAXES | 128,000.00 | State Equalized Valuation | 46,638,657 | Reserves for Receivables | 212,166.04 |
| EXPENDITURES | 1,935,925.49 | State Equalization Ratio | 102.32 | Surplus Dec. 31, 1985 | 221,697.99 |
| TOTAL | | | | Total | 533,154.36 |

1334
Population 1980 28,366
Population 1985 28,885
S & P Rating
Moody Rating AAA

General Tax Rate Per \$100. 2.63
State Equalized Tax Rate 2.41

NEPTUNE TOWNSHIP – MONMOUTH CO.
Form of Government:
Township Committee
Number of Members on Governing Body – 5

PER CAPITA:
Gross Debt 333.98
Net Debt 245.01
Debt Service 30.48
Total Tax Levy 598.89
Municipal Expenditures 366.17
PER CENT:
Gross Debt 1.62
Net Debt 1.19
Tax Levy Collected 93.02
Tax Levy Cancelled, Abated or Adjusted .35

| EXPENDITURES | | REVENUES-REALIZED | | 1985 PROPERTY TAX | |
|---|---------------|--|--------------------|--|--------------------|
| GENERAL GOVERNMENT | | | | STATE EQUALIZED TAX RATE | |
| Governing Body & Public Boards | | | | Local District School Taxes | 1.30 8,691,774.00 |
| Municipal Clerk | | | | Regional & Consolidated School Tax | |
| Financial Administration | 141,800.00 | 1985 Property Taxes Collected | 16,073,562.57 | School Taxes in Municipal Budget | |
| Assessment of Taxes | 73,352.00 | 1985 Payments in Lieu of Taxes | | County Taxes | .50 * 3,346,771.33 |
| Collection of Taxes | 109,573.00 | Delinquent Tax & Lien Collections | 942,095.13 | County Library Taxes | |
| Planning, Housing & Development | 60,247.00 | Business Personalty Replacement Taxes | 286,123.44 | Local Municipal Purpose Taxes | .62 4,126,303.58 |
| Human Resources | 729,265.80 | Taxes from Public Utilities | 2,154,419.00 | Veteran & Senior Citizen Taxes | 266,400.00 |
| Elections | 6,230.00 | Other Miscellaneous Tax Revenues | | Total Taxes for Rate Computation | 2.42 16,431,248.91 |
| General Administration (other) | 1,123,884.00 | State Aid Revenues | 1,287,503.52 | Special District Taxes | 898,500.00 |
| JUDICIARY | | Federal Aid Revenues | | Bank Corp. Taxes | 60,302.66 |
| Municipal Courts | 99,385.44 | State and Local Fiscal Assistance Act Utilized | 345,992.00 | Added and Omitted Taxes | 175,247.59 |
| PUBLIC SAFETY | | Sale of Acquired Property | | Total Taxes Levied - ABSTRACT | 17,298,899.16 |
| Fire Protection | | Other Miscellaneous Revenues | 1,688,676.13 | Total Taxes Billed | 17,279,254.17 |
| Police Protection | 1,967,676.00 | Total | 22,778,371.79 | 1985 TAXES COLLECTED | 16,073,562.57 |
| Civil Defense & Disaster Control | 600.00 | Prior Years Surplus Appropriated | 485,000.00 | 1985 Taxes Cancelled, Abated or Adjusted | 60,872.66 |
| Environmental Inspection & Control | 121,333.19 | REVENUES TOTAL | 23,263,371.79 | Transfer to Tax Title Liens or Foreclosed | 162,305.76 |
| Other Public Safety | | Reserve For Uncollected Taxes | 1,210,556.26 | Balance Outstanding Dec. 31, 1985 | 982,513.18 |
| PUBLIC WORKS | | CAPITAL OUTLAY TOTAL | 328,673.37 | PRIOR YEARS TAXES OUTSTANDING | |
| Streets and Drainage | 617,616.00 | Public Enterprises | | Balance January 1, 1985 | 960,130.73 |
| Sewers and Sewage Processing | | Recreation—Culture | | Collected in 1985 | 782,125.37 |
| Garbage and Trash Disposal | 797,295.63 | Public Works | 302,048.28 | Cancelled, Abated or Adjusted 1985 | 142,402.41 |
| Public Buildings and Grounds | 349,960.00 | Buildings and Grounds | 26,625.09 | Transfers to Tax Title Liens or Foreclosed | 21,464.20 |
| Other Public Works | 589,178.47 | Library and Education | | Balance December 31, 1985 | 14,138.75 |
| HEALTH and WELFARE | | Conservation | | TAX TITLE LIENS OUTSTANDING | |
| Health Services Except Environmental | 14,302.00 | All Other | | Balance January 1, 1985 | 507,003.66 |
| Welfare-Public Assistance | 77,038.06 | | | Transfer From Taxes | 186,328.66 |
| Hospitals, Clinics, First Aid | | CAPITAL DEBT AUTHORIZED, DECEMBER 31, 1985 | | Redeemed in 1985 | 159,969.76 |
| Animal, Insect, & Rodent Control | | ISSUED AND UNISSUED | | Cancelled, Abated or Adjusted (1985) | 1,041.68 |
| Other Welfare Services | | School | 563,000 | Transfers to Foreclosed Property | |
| RECREATION and CONSERVATION | | Self-liquidating | 2,007,000 | Balance December 31, 1985 | 532,320.88 |
| Beaches and Boardwalks | | Other | 7,077,030 | PROPERTY ACQUIRED BY DEED OR | |
| Parks, Playgrounds, Shade Trees | 65,348.15 | Total | 9,647,030 | FORECLOSURE | |
| Land Reclamation & Conservation | 45,914.00 | ISSUED AND OUTSTANDING | | Balance January 1, 1985 | 1,431,201.00 |
| Other Recreational Services | 49,951.95 | School | 563,000.00 | Transfers From Taxes or Liens | |
| EDUCATION (excluding schools) | | Self-Liquidating | 2,007,000.00 | Sale for Cash (1985) | |
| Libraries | 219,931.00 | Other | 5,209,000.00 | Cancelled, Abated or Adjusted (1985) | |
| Other Educational Services | 15,362.08 | Total | 7,779,000.00 | Balance December 31, 1985 | 1,431,201.00 |
| STATUTORY EXPENDITURES | | EQUALIZED VALUATION BASIS | | CURRENT FINANCES DECEMBER 31, 1985 | |
| Pensions & F. I. C. A. | 659,874.61 | FOR NET DEBT COMPUTATION | 594,202,437 | ASSETS | |
| Employee Fringe Benefits | 359,000.00 | REAL PROPERTY VALUATIONS | | Cash Dec. 31, 1985 | 3,849,553.95 |
| Other Statutory Expenditures | 20,000.00 | Code Class # of Parcels % VAL'N | ASSESSED VALUATION | Taxes Receivable | 996,651.93 |
| CETA And Other Public Employment Programs | | 1 Vacant Land 706 3.98 | 24,154,700.00 | Tax Title Liens | 532,320.88 |
| MUNICIPAL FUNCTIONS TOTAL | 8,314,118.38 | 2 Residential 7762 71.40 | 433,840,000.00 | Foreclosed Property | 1,431,201.00 |
| CAPITAL IMPROVEMENTS *MEMO* | 25,000.00 | 3 Farm 9 .07 | 447,700.00 | Emergencies & Other Deferred Charges | 372,016.69 |
| DEBT SERVICE | | 4a Commercial 567 20.43 | 124,154,800.00 | State and Federal Aid Receivable | 9,952.93 |
| Principal Payments | 460,000.00 | 4b Industrial 10 .84 | 5,119,200.00 | Other Receivables | 1,002,390.62 |
| Interest Payments | 420,306.49 | 4c Apartments 96 3.28 | 19,919,000.00 | Total | 8,194,088.00 |
| DEFERRED CHARGES | 171,753.00 | Total 9150 | 607,635,400.00 | LIABILITIES, RESERVES, AND SURPLUS | |
| SCHOOL, COUNTY, SPECIAL DISTRICT TAXES | 12,937,045.33 | Land Area 8.00 Sq. Miles | | Cash Liabilities | 2,344,165.36 |
| RESERVE FOR UNCOLLECTED TAXES | 1,210,556.26 | Net Valuation Taxable-Municipal | 614,423,886 | Reserves for Receivables | 3,684,297.66 |
| EXPENDITURES TOTAL | 23,513,779.46 | Net Valuation Taxable-County | 619,384,938 | Surplus Dec. 31, 1985 | 2,165,624.98 |
| | | State Equalized Valuation | 670,001,103 | Total | 8,194,088.00 |
| | | State Equalization Ratio | 91.62 | | |

1335
Population 1980 5,276
Population 1985 5,084
S & P Rating
Moody Rating A

General Tax Rate Per \$100. 2.74
State Equalized Tax Rate 2.44

NEPTUNE CITY BORO. — MONMOUTH CO.
Form of Government:
Borough Council
Number of Members on Governing Body — 6

PER CAPITA:
Gross Debt 71.30
Net Debt 58.37
Debt Service 18.15
Total Tax Levy 545.31
Municipal Expenditures 342.81
PER CENT:
Gross Debt .34
Net Debt .27
Tax Levy Collected 96.90
Tax Levy Cancelled, Abated or Adjusted .29

| EXPENDITURES | | REVENUES-REALIZED | | 1985 PROPERTY TAX | |
|--|--------------|--|--------------|---|--------------|
| GENERAL GOVERNMENT | | | | STATE EQUALIZED TAX RATE | |
| Governing Body & Public Boards | | 1985 Property Taxes Collected | 2,676,598.08 | Local District School Taxes | 1.19 |
| Municipal Clerk | | 1985 Payments in Lieu of Taxes | 21,303.08 | Regional & Consolidated School Tax | |
| Financial Administration | 10,700.00 | Delinquent Tax & Lien Collections | 77,389.87 | School Taxes in Municipal Budget | |
| Assessment of Taxes | 20,128.28 | Business Personality Replacement Taxes | 70,462.40 | County Taxes | .52 * |
| Collection of Taxes | 19,438.57 | Taxes from Public Utilities | 284,750.00 | County Library Taxes | .02 |
| Planning, Housing & Development | 18,222.00 | Other Miscellaneous Tax Revenues | | Local Municipal Purpose Taxes | .70 |
| Human Resources | | State Aid Revenues | 134,943.01 | Veteran & Senior Citizen Taxes | |
| Elections | 994.15 | Federal Aid Revenues | | Total Taxes for Rate Computation | 2.43 |
| General Administration (other) | 158,036.15 | State and Local Fiscal Assistance Act Utilized | 37,235.47 | Special District Taxes | |
| JUDICIARY | | Sale of Acquired Property | | Bank Corp. Taxes | 11,522.15 |
| Municipal Courts | 28,912.00 | Other Miscellaneous Revenues | 225,167.36 | Added and Omitted Taxes | 11,926.97 |
| PUBLIC SAFETY | | Total | 3,527,849.27 | Total Taxes Levied - ABSTRACT | 2,772,381.17 |
| Fire Protection | 40,600.47 | Prior Years Surplus Appropriated | 215,000.00 | Total Taxes Billed | 2,762,094.94 |
| Police Protection | 576,815.87 | REVENUES TOTAL | 3,742,849.27 | 1985 TAXES COLLECTED | 2,676,598.08 |
| Civil Defense & Disaster Control | | Reserve For Uncollected Taxes | 119,599.34 | 1985 Taxes Cancelled, Abated or Adjusted | 8,013.82 |
| Environmental Inspection & Control | 14,396.00 | CAPITAL OUTLAY TOTAL | 73,338.93 | Transfer to Tax Title Liens or Foreclosed | 16,896.94 |
| Other Public Safety | | | | Balance Outstanding Dec. 31, 1985 | 60,586.10 |
| PUBLIC WORKS | | | | PRIOR YEARS TAXES OUTSTANDING | |
| Streets and Drainage | 246,243.88 | Public Enterprises | | Balance January 1, 1985 | 59,707.56 |
| Sewers and Sewage Processing | | Recreation—Culture | 562.50 | Collected in 1985 | 59,680.43 |
| Garbage and Trash Disposal | 133,588.30 | Public Works | 72,776.43 | Cancelled, Abated or Adjusted 1985 | |
| Public Buildings and Grounds | 39,800.00 | Buildings and Grounds | | Transfers to Tax Title Liens or Foreclosed | 5.57 |
| Other Public Works | | Library and Education | | Balance December 31, 1985 | 21.56 |
| HEALTH and WELFARE | | Conservation | | TAX TITLE LIENS OUTSTANDING | |
| Health Services Except Environmental | | All Other | | Balance January 1, 1985 | 33,705.22 |
| Welfare-Public Assistance | 4,266.00 | | | Transfer From Taxes | 16,927.64 |
| Hospitals, Clinics, First Aid | | | | Redeemed in 1985 | 17,709.44 |
| Animal, Insect, & Rodent Control | | | | Cancelled, Abated or Adjusted (1985) | |
| Other Welfare Services | | | | Transfers to Foreclosed Property | |
| RECREATION and CONSERVATION | | | | Balance December 31, 1985 | 32,923.42 |
| Beaches and Boardwalks | | | | PROPERTY ACQUIRED BY DEED OR FORECLOSURE | |
| Parks, Playgrounds, Shade Trees | 6,100.00 | | | Balance January 1, 1985 | 53,213.00 |
| Land Reclamation & Conservation | | | | Transfers From Taxes or Liens | |
| Other Recreational Services | 4,000.00 | | | Sale for Cash (1985) | |
| EDUCATION (excluding schools) | | | | Cancelled, Abated or Adjusted (1985) | |
| Libraries | 8,600.35 | | | Balance December 31, 1985 | 53,213.00 |
| Other Educational Services | | | | CURRENT FINANCES DECEMBER 31, 1985 | |
| STATUTORY EXPENDITURES | | | | ASSETS | |
| Pensions & F. I. C. A. | 122,690.46 | | | Cash Dec. 31, 1985 | 886,577.78 |
| Employee Fringe Benefits | 58,760.60 | | | Taxes Receivable | 60,607.66 |
| Other Statutory Expenditures | 7,500.00 | | | Tax Title Liens | 32,923.42 |
| CETA And Other Public Employment Programs | | | | Foreclosed Property | 53,213.00 |
| MUNICIPAL FUNCTIONS | | | | Emergencies & Other Deferred Charges | 13,929.60 |
| CAPITAL IMPROVEMENTS | | | | State and Federal Aid Receivable | 6,039.86 |
| DEBT SERVICE | | | | Other Receivables | 64,874.57 |
| Principal Payments | 78,744.75 | | | Total | 1,118,165.89 |
| Interest Payments | 13,543.87 | | | LIABILITIES, RESERVES, AND SURPLUS | |
| DEFERRED CHARGES | | | | Cash Liabilities | 505,553.63 |
| SCHOOL, COUNTY, SPECIAL DISTRICT TAXES | 11,180.00 | | | Reserves for Receivables | 211,618.65 |
| SCHOOL, COUNTY, SPECIAL DISTRICT TAXES | | | | Surplus Dec. 31, 1985 | 400,993.61 |
| RESERVE FOR UNCOLLECTED TAXES | | | | Total | 1,118,165.89 |
| EXPENDITURES TOTAL | 3,696,758.97 | | | | |

1428
Population 1980 3,557
Population 1985 3,494
S & P Rating
Moody Rating BAA

General Tax Rate Per \$100. 5.02
State Equalized Tax Rate 2.38

NETCONG BOROUGH - MORRIS COUNTY
Form of Government:
Borough Council
Number of Members on Governing Body - 6

PER CAPITA:
Gross Debt 766.70
Net Debt 150.66
Debt Service 21.72
Total Tax Levy 646.84
Municipal Expenditures 273.21
PER CENT:
Gross Debt 3.35
Net Debt .66
Tax Levy Collected 96.20
Tax Levy Cancelled, Abated or Adjusted .09

| EXPENDITURES | | REVENUES-REALIZED | | 1985 PROPERTY TAX | |
|---|--------------|--|--|--|--|
| GENERAL GOVERNMENT | | 1985 Property Taxes Collected | | STATE EQUALIZED TAX RATE | |
| Governing Body & Public Boards | | 2,169,108.60 | | Local District School Taxes .86 | |
| Municipal Clerk | | | | Regional & Consolidated School Tax .67 | |
| Financial Administration | 17,783.13 | 1985 Payments in Lieu of Taxes | | School Taxes in Municipal Budget | |
| Assessment of Taxes | 5,344.00 | Delinquent Tax & Lien Collections | | County Taxes .33 | |
| Collection of Taxes | 10,799.16 | Business Personal Replacement Taxes | | County Library Taxes .01 | |
| Planning, Housing & Development | 11,456.87 | Taxes from Public Utilities | | Local Municipal Purpose Taxes .51 | |
| Human Resources | | Other Miscellaneous Tax Revenues | | Veteran & Senior Citizen Taxes | |
| Elections | 3,200.00 | State Aid Revenues | | Total Taxes for Rate Computation 2.38 | |
| General Administration (other) | 126,939.65 | Federal Aid Revenues | | Special District Taxes | |
| JUDICIARY | | State and Local Fiscal Assistance Act Utilized | | Bank Corp. Taxes | |
| Municipal Courts | 16,401.20 | Sale of Acquired Property | | Added and Omitted Taxes | |
| PUBLIC SAFETY | | Other Miscellaneous Revenues | | Total Taxes Levied - ABSTRACT | |
| Fire Protection | 9,000.00 | Total | | Total Taxes Billed | |
| Police Protection | 213,737.00 | Prior Years Surplus Appropriated | | 1985 TAXES COLLECTED | |
| Civil Defense & Disaster Control | 303.00 | REVENUES TOTAL | | 1985 Taxes Cancelled, Abated or Adjusted | |
| Environmental Inspection & Control | 21,089.12 | Reserve For Uncollected Taxes | | Transfer to Tax Title Liens or Foreclosed | |
| Other Public Safety | | CAPITAL OUTLAY TOTAL | | Balance Outstanding Dec. 31, 1985 | |
| PUBLIC WORKS | | Public Enterprises | | PRIOR YEARS TAXES OUTSTANDING | |
| Streets and Drainage | 48,338.00 | Recreation—Culture | | Balance January 1, 1985 | |
| Sewers and Sewage Processing | | Public Works | | Collected in 1985 | |
| Garbage and Trash Disposal | 133,030.00 | Buildings and Grounds | | Cancelled, Abated or Adjusted 1985 | |
| Public Buildings and Grounds | 5,761.00 | Library and Education | | Transfers to Tax Title Liens or Foreclosed | |
| Other Public Works | 16,116.00 | Conservation | | Balance December 31, 1985 | |
| HEALTH and WELFARE | | All Other | | TAX TITLE LIENS OUTSTANDING | |
| Health Services Except Environmental | 11,639.49 | CAPITAL DEBT AUTHORIZED, DECEMBER 31, 1985 | | Balance January 1, 1985 | |
| Welfare-Public Assistance | 5,250.00 | ISSUED AND UNISSUED GROSS DEBT NET DEBT | | Transfer From Taxes | |
| Hospitals, Clinics, First Aid | | School 1,016,966 | | Redeemed in 1985 | |
| Animal, Insect, & Rodent Control | 1,650.00 | Self-liquidating 1,135,475 | | Cancelled, Abated or Adjusted (1985) | |
| Other Welfare Services | | Other 526,400 | | Transfers to Foreclosed Property | |
| RECREATION and CONSERVATION | | Total 2,678,841 | | Balance December 31, 1985 | |
| Beaches and Boardwalks | | ISSUED AND OUTSTANDING | | PROPERTY ACQUIRED BY DEED OR | |
| Parks, Playgrounds, Shade Trees | | School 1,016,966.44 | | FORECLOSURE | |
| Land Reclamation & Conservation | | Self-Liquidating 1,135,475.16 | | Balance January 1, 1985 | |
| Other Recreational Services | 6,672.80 | Other 526,000.00 | | Transfers From Taxes or Liens | |
| EDUCATION (excluding schools) | | Total 2,678,441.60 | | Sale for Cash (1985) | |
| Libraries | | EQUALIZED VALUATION BASIS | | Cancelled, Abated or Adjusted (1985) | |
| Other Educational Services | | FOR NET DEBT COMPUTATION | | Balance December 31, 1985 | |
| STATUTORY EXPENDITURES | | REAL PROPERTY VALUATIONS | | CURRENT FINANCES DECEMBER 31, 1985 | |
| Pensions & F. I. C. A. | 36,319.29 | Code Class # of Parcels % VAL'N | | ASSETS | |
| Employee Fringe Benefits | 19,827.89 | 1 Vacant Land 6 2.66 | | Cash Dec. 31, 1985 | |
| Other Statutory Expenditures | 2,500.00 | 2 Residential 747 65.33 | | Taxes Receivable | |
| CETA And Other Public Employment Programs | | 3 Farm | | Tax Title Liens | |
| MUNICIPAL FUNCTIONS TOTAL | 723,157.60 | 4a Commercial 72 12.98 | | Foreclosed Property | |
| CAPITAL IMPROVEMENTS *MEMO* | 10,500.00 | 4b Industrial 9 4.68 | | Emergencies & Other Deferred Charges | |
| DEBT SERVICE | | 4c Apartments 2 14.36 | | State and Federal Aid Receivable | |
| Principal Payments | 53,000.00 | Total 906 | | Other Receivables | |
| Interest Payments | 22,899.43 | Land Area .90 Sq. Miles | | Total | |
| DEFERRED CHARGES | 25,728.79 | Net Valuation Taxable-Municipal | | LIABILITIES, RESERVES, AND SURPLUS | |
| SCHOOL, COUNTY, SPECIAL DISTRICT TAXES | 1,762,666.72 | Net Valuation Taxable-County | | Cash Liabilities | |
| RESERVE FOR UNCOLLECTED TAXES | 129,813.32 | State Equalized Valuation | | Reserves for Receivables | |
| EXPENDITURES TOTAL | 2,717,265.86 | State Equalization Ratio 47.40 | | Surplus Dec. 31, 1985 | |
| | | | | Total | |

1214
Population 1980 41,442
Population 1985 41,536
S & P Rating
Moody Rating AAA

General Tax Rate Per \$100.

State Equalized Tax Rate
3.87
3.10

NEW BRUNSWICK CITY - MIDDLESEX CO.

Form of Government:

Mayor-Council Plan E (OMCL 50)

Number of Members on Governing Body - 5

PER CAPITA:

Gross Debt 1,244.10
Net Debt 380.66
Debt Service 71.02
Total Tax Levy 535.22
Municipal Expenditures 620.56

PER CENT:

Gross Debt 9.12
Net Debt 2.79
Tax Levy Collected 94.17
Tax Levy Cancelled, Abated or Adjusted .38

| EXPENDITURES | | REVENUES-REALIZED | | 1985 PROPERTY TAX | |
|---|---------------|--|----------------|--|--------------------|
| GENERAL GOVERNMENT | | | | STATE EQUALIZED TAX RATE | |
| Governing Body & Public Boards | 121,202.61 | 1985 Property Taxes Collected | 20,921,081.07 | Local District School Taxes | 1.38 9,881,845.50 |
| Municipal Clerk | 92,253.00 | 1985 Payments in Lieu of Taxes | 2,226,797.90 | Regional & Consolidated School Tax | |
| Financial Administration | 248,290.33 | Delinquent Tax & Lien Collections | 890,751.23 | School Taxes in Municipal Budget | .07 523,902.50 |
| Assessment of Taxes | 126,715.36 | Business Personalty Replacement Taxes | 1,138,599.60 | County Taxes | .55 3,959,810.55 |
| Collection of Taxes | 205,619.00 | Taxes from Public Utilities | 2,266,127.00 | County Library Taxes | |
| Planning, Housing & Development | 201,859.83 | Other Miscellaneous Tax Revenues | | Local Municipal Purpose Taxes | 1.08 7,729,727.08 |
| Human Resources | 1,173,141.15 | State Aid Revenues | 5,783,410.28 | Veteran & Senior Citizen Taxes | |
| Elections | 15,525.00 | Federal Aid Revenues | | Total Taxes for Rate Computation | 3.08 22,345,285.63 |
| General Administration (other) | 1,270,323.63 | State and Local Fiscal Assistance Act Utilized | 543,745.87 | Special District Taxes | |
| JUDICIARY | | Sale of Acquired Property | 241,177.33 | Bank Corp. Taxes | 69,088.93 |
| Municipal Courts | 410,047.88 | Other Miscellaneous Revenues | 4,758,545.54 | Added and Omitted Taxes | 66,322.77 |
| PUBLIC SAFETY | | Total | 38,770,235.82 | Total Taxes Levied - ABSTRACT | 22,230,697.33 |
| Fire Protection | 3,368,674.60 | Prior Years Surplus Appropriated | 326,500.00 | Total Taxes Billed | 22,216,156.79 |
| Police Protection | 5,035,756.91 | REVENUES TOTAL | 39,096,735.82 | 1985 TAXES COLLECTED | 20,921,081.07 |
| Civil Defense & Disaster Control | 3,500.00 | Reserve For Uncollected Taxes | 1,148,000.00 | 1985 Taxes Cancelled, Abated or Adjusted | 84,048.63 |
| Environmental Inspection & Control | 428,222.94 | CAPITAL OUTLAY TOTAL | 4,389,206.45 | Transfer to Tax Title Liens or Foreclosed | 349,372.99 |
| Other Public Safety | | | | Balance Outstanding Dec. 31, 1985 | 861,654.10 |
| PUBLIC WORKS | | | | PRIOR YEARS TAXES OUTSTANDING | |
| Streets and Drainage | 1,164,768.55 | Public Enterprises | 1,373,033.32 | Balance January 1, 1985 | 761,882.14 |
| Sewers and Sewage Processing | 875,017.52 | Recreation—Culture | 39,245.31 | Collected in 1985 | 648,921.30 |
| Garbage and Trash Disposal | 699,740.00 | Public Works | 2,318,979.96 | Cancelled, Abated or Adjusted 1985 | 19,426.08 |
| Public Buildings and Grounds | 289,264.04 | Buildings and Grounds | 259,822.12 | Transfers to Tax Title Liens or Foreclosed | 86,957.67 |
| Other Public Works | 382,657.00 | Library and Education | 398,125.74 | Balance December 31, 1985 | 6,577.09 |
| HEALTH and WELFARE | | Conservation | | TAX TITLE LIENS OUTSTANDING | |
| Health Services Except Environmental | 283,508.69 | All Other | | Balance January 1, 1985 | 558,219.44 |
| Welfare-Public Assistance | 466,959.32 | CAPITAL DEBT AUTHORIZED, DECEMBER 31, 1985 | | Transfer From Taxes | 465,051.02 |
| Hospitals, Clinics, First Aid | | ISSUED AND UNISSUED | | Redeemed in 1985 | 241,829.93 |
| Animal, Insect, & Rodent Control | | SCHOOL | 11,892,476 | Cancelled, Abated or Adjusted (1985) | |
| Other Welfare Services | 550.00 | Self-Liquidating | 7,422,000 | Transfers to Foreclosed Property | 187.24 |
| RECREATION and CONSERVATION | | Other | 32,360,580 | Balance December 31, 1985 | 781,253.29 |
| Beaches and Boardwalks | | Total | 51,675,056 | PROPERTY ACQUIRED BY DEED OR FORECLOSURE | |
| Parks, Playgrounds, Shade Trees | 474,251.69 | ISSUED AND OUTSTANDING | | Balance January 1, 1985 | 338,300.00 |
| Land Reclamation & Conservation | | SCHOOL | 11,892,000.00 | Transfers From Taxes or Liens | |
| Other Recreational Services | 298,949.23 | Self-Liquidating | 7,422,000.00 | Sale for Cash (1985) | |
| EDUCATION (excluding schools) | | Other | 32,359,275.00 | Cancelled, Abated or Adjusted (1985) | |
| Libraries | 317,870.00 | Total | 51,673,275.00 | Balance December 31, 1985 | 338,300.00 |
| Other Educational Services | 15,000.00 | EQUALIZED VALUATION BASIS | | CURRENT FINANCES DECEMBER 31, 1985 | |
| STATUTORY EXPENDITURES | | FOR NET DEBT COMPUTATION | 566,733,696 | ASSETS | |
| Pensions & F. I. C. A. | 2,093,014.93 | REAL PROPERTY VALUATIONS | | Cash Dec. 31, 1985 | 5,785,832.12 |
| Employee Fringe Benefits | 1,325,005.00 | Code Class # of Parcels % VAL'N | | Taxes Receivable | 868,231.19 |
| Other Statutory Expenditures | 65,000.00 | 1 Vacant Land 573 3.16 | 16,111,700.00 | Tax Title Liens | 781,253.29 |
| CETA And Other Public Employment Programs | | 2 Residential 5514 45.57 | 232,644,500.00 | Foreclosed Property | 338,300.00 |
| MUNICIPAL FUNCTIONS TOTAL | 21,452,688.21 | 3 Farm | | Emergencies & Other Deferred Charges | 917,861.58 |
| CAPITAL IMPROVEMENTS *MEMO* | 100,000.00 | 4a Commercial 894 27.80 | 141,924,100.00 | State and Federal Aid Receivable | 18,144.61 |
| DEBT SERVICE | | 4b Industrial 73 12.58 | 64,201,500.00 | Other Receivables | 850,364.29 |
| Principal Payments | 1,878,339.62 | 4c Apartments 134 10.89 | 55,608,200.00 | Total | 9,559,987.08 |
| Interest Payments | 1,071,609.40 | Total 7188 | 510,490,000.00 | LIABILITIES, RESERVES, AND SURPLUS | |
| TYPE I SCHL DEBT *MEMO* | 1,459,696.10 | Land Area 5.50 Sq. Miles | | Cash Liabilities | 5,317,934.57 |
| DEFERRED CHARGES | 224,869.27 | Net Valuation Taxable-Municipal | 572,347,132 | Reserves for Receivables | 2,429,731.37 |
| SCHOOL, COUNTY, SPECIAL DISTRICT TAXES | 14,365,558.55 | Net Valuation Taxable-County | 693,572,293 | Surplus Dec. 31, 1985 | 1,812,321.14 |
| RESERVE FOR UNCOLLECTED TAXES | 1,148,000.00 | State Equalized Valuation | 700,486,306 | Total | 9,559,987.08 |
| EXPENDITURES TOTAL | 40,141,065.05 | State Equalization Ratio | 80.03 | | |

0325
 Population 1980 **14,258**
 Population 1985 **15,252**
 S & P Rating
 Moody Rating

General Tax Rate Per \$100.

2.22
 State Equalized Tax Rate
 1.90

NEW HANOVER TWP. – BURLINGTON CO.

Form of Government:
Township Committee

Number of Members on Governing Body – 3

PER CAPITA:

Gross Debt **48.62**
 Net Debt **27.01**
 Debt Service
 Total Tax Levy **26.55**
 Municipal Expenditures **63.70**

PER CENT:

Gross Debt **5.02**
 Net Debt **2.79**
 Tax Levy Collected **89.84**
 Tax Levy Cancelled, Abated
 or Adjusted

| EXPENDITURES | | REVENUES-REALIZED | | 1985 PROPERTY TAX | |
|---|---------------------|--|----------------------|--|---------------------|
| GENERAL GOVERNMENT | | | | STATE EQUALIZED TAX RATE 1.27 | |
| Governing Body & Public Boards | | 1985 Property Taxes Collected | 362,077.71 | Local District School Taxes | 252,918.44 |
| Municipal Clerk | | 1985 Payments in Lieu of Taxes | | Regional & Consolidated School Tax | |
| Financial Administration | 40,000.00 | Delinquent Tax & Lien Collections | 21,937.42 | School Taxes in Municipal Budget | |
| Assessment of Taxes | 18,000.00 | Business Personalty Replacement Taxes | 3,831.16 | County Taxes | 98,141.72 |
| Collection of Taxes | 10,350.00 | Taxes from Public Utilities | 277,341.00 | County Library Taxes | 5,494.69 |
| Planning, Housing & Development | 24,700.00 | Other Miscellaneous Tax Revenues | | Local Municipal Purpose Taxes | 20,393.74 |
| Human Resources | | State Aid Revenues | 89,829.37 | Veteran & Senior Citizen Taxes | 5,250.00 |
| Elections | | Federal Aid Revenues | | Total Taxes for Rate Computation | 382,198.59 |
| General Administration (other) | 114,500.00 | State and Local Fiscal Assistance Act Utilized | 62,758.52 | Special District Taxes | |
| JUDICIARY | | Sale of Acquired Property | | Bank Corp. Taxes | 1,982.36 |
| Municipal Courts | 98,000.00 | Other Miscellaneous Revenues | 196,724.76 | Added and Omitted Taxes | 25,945.75 |
| PUBLIC SAFETY | | Total | 1,014,499.94 | Total Taxes Levied - ABSTRACT | 404,876.70 |
| Fire Protection | 4,700.00 | Prior Years Surplus Appropriated | 474,306.22 | Total Taxes Billed | 403,003.95 |
| Police Protection | 183,713.02 | REVENUES TOTAL | 1,488,806.16 | 1985 TAXES COLLECTED | 362,077.71 |
| Civil Defense & Disaster Control | 1,050.00 | Reserve For Uncollected Taxes | 40,420.67 | 1985 Taxes Cancelled, Abated or Adjusted | |
| Environmental Inspection & Control | 16,600.00 | CAPITAL OUTLAY TOTAL | 221,805.94 | Transfer to Tax Title Liens or Foreclosed | |
| Other Public Safety | | Public Enterprises | | Balance Outstanding Dec. 31, 1985 | 40,926.24 |
| PUBLIC WORKS | | Recreation—Culture | 221,805.94 | PRIOR YEARS TAXES OUTSTANDING | |
| Streets and Drainage | 98,000.00 | Public Works | | Balance January 1, 1985 | 45,726.60 |
| Sewers and Sewage Processing | 1,200.00 | Buildings and Grounds | | Collected in 1985 | 21,937.42 |
| Public Buildings and Grounds | 135,000.00 | Library and Education | | Cancelled, Abated or Adjusted 1985 | 204.57 |
| Other Public Works | 25,000.00 | Conservation | | Transfers to Tax Title Liens or Foreclosed | |
| HEALTH and WELFARE | | All Other | | Balance December 31, 1985 | 23,584.61 |
| Health Services Except Environmental | 1,900.00 | CAPITAL DEBT AUTHORIZED, DECEMBER 31, 1985 | | TAX TITLE LIENS OUTSTANDING | |
| Welfare-Public Assistance | 6,200.00 | ISSUED AND UNISSUED GROSS DEBT NET DEBT | | Balance January 1, 1985 | |
| Hospitals, Clinics, First Aid | | School 329,510 | | Transfer From Taxes | |
| Animal, Insect, & Rodent Control | 8,400.00 | Self-liquidating | | Redeemed in 1985 | |
| Other Welfare Services | | Other 412,000 | 412,000 | Cancelled, Abated or Adjusted (1985) | |
| RECREATION and CONSERVATION | | Total 741,510 | 412,000 | Transfers to Foreclosed Property | |
| Beaches and Boardwalks | | ISSUED AND OUTSTANDING | | Balance December 31, 1985 | |
| Parks, Playgrounds, Shade Trees | 9,200.00 | School | 329,510.53 | PROPERTY ACQUIRED BY DEED OR | |
| Land Reclamation & Conservation | | Self-Liquidating | | FORECLOSURE | |
| Other Recreational Services | 70,600.00 | Other | | Balance January 1, 1985 | |
| EDUCATION (excluding schools) | | Total | 329,510.53 | Transfers From Taxes or Liens | |
| Libraries | | EQUALIZED VALUATION BASIS | | Sale for Cash (1985) | |
| Other Educational Services | | FOR NET DEBT COMPUTATION | 14,757,014 | Cancelled, Abated or Adjusted (1985) | |
| STATUTORY EXPENDITURES | | REAL PROPERTY VALUATIONS | | Balance December 31, 1985 | |
| Pensions & F. I. C. A. | 44,000.00 | Code Class # of Parcels % VAL'N ASSESSED VALUATION | | CURRENT FINANCES DECEMBER 31, 1985 | |
| Employee Fringe Benefits | 14,000.00 | 1 Vacant Land 37 3.00 | 436,250.00 | ASSETS | |
| Other Statutory Expenditures | 6,000.00 | 2 Residential 147 57.60 | 8,372,600.00 | Cash Dec. 31, 1985 | 1,041,562.77 |
| CETA And Other Public Employment Programs | | 3 Farm 50 7.05 | 1,025,550.00 | Taxes Receivable | 64,510.85 |
| MUNICIPAL FUNCTIONS TOTAL | 931,113.02 | 4a Commercial 21 32.34 | 4,701,700.00 | Tax Title Liens | |
| CAPITAL IMPROVEMENTS *MEMO* | | 4b Industrial | | Foreclosed Property | |
| DEBT SERVICE | | 4c Apartments | | Emergencies & Other Deferred Charges | |
| Principal Payments | | Total 255 | 14,536,100.00 | State and Federal Aid Receivable | |
| Interest Payments | | Land Area 21.85 Sq. Miles | | Other Receivables | 7,261.31 |
| DEFERRED CHARGES | | Net Valuation Taxable-Municipal | 17,007,582 | Total | 1,113,334.93 |
| SCHOOL, COUNTY, SPECIAL DISTRICT TAXES | 356,554.85 | Net Valuation Taxable-County | 16,405,862 | LIABILITIES, RESERVES, AND SURPLUS | |
| RESERVE FOR UNCOLLECTED TAXES | 40,420.67 | State Equalized Valuation | 19,458,861 | Cash Liabilities | 550,013.73 |
| EXPENDITURES TOTAL | 1,328,088.54 | State Equalization Ratio | 85.57 | Reserves for Receivables | 71,772.16 |
| | | | | Surplus Dec. 31, 1985 | 491,549.04 |
| | | | | Total | 1,113,334.93 |

0238
Population 1980 16,876
Population 1985 16,511
S & P Rating
Moody Rating

General Tax Rate Per \$100.

4.26

State Equalized Tax Rate

2.28

NEW MILFORD BOROUGH – BERGEN CO.

Form of Government:

Borough Council

Number of Members on Governing Body – 6

PER CAPITA:

Gross Debt 158.66

Net Debt 94.17

Debt Service 6.67

Total Tax Levy 722.19

Municipal Expenditures 304.63

PER CENT:

Gross Debt .57

Net Debt .34

Tax Levy Collected 98.36

Tax Levy Cancelled, Abated

or Adjusted .23

| EXPENDITURES | | REVENUES-REALIZED | | 1985 PROPERTY TAX | |
|---|---------------|--|----------------|--|---------------|
| GENERAL GOVERNMENT | | | | STATE EQUALIZED TAX RATE | |
| Governing Body & Public Boards | 75.00 | 1985 Property Taxes Collected | 11,730,288.49 | Local District School Taxes | 1.43 |
| Municipal Clerk | | 1985 Payments in Lieu of Taxes | | Regional & Consolidated School Tax | |
| Financial Administration | 20,850.00 | Delinquent Tax & Lien Collections | 157,946.43 | School Taxes in Municipal Budget | |
| Assessment of Taxes | 227,744.00 | Business Personalty Replacement Taxes | 73,146.40 | County Taxes | .35 |
| Collection of Taxes | 68,173.00 | Taxes from Public Utilities | 1,299,809.00 | County Library Taxes | |
| Planning, Housing & Development | 5,100.00 | Other Miscellaneous Tax Revenues | | Local Municipal Purpose Taxes | .49 |
| Human Resources | | State Aid Revenues | 190,011.28 | Veteran & Senior Citizen Taxes | |
| Elections | | Federal Aid Revenues | | Total Taxes for Rate Computation | 2.27 |
| General Administration (other) | 304,500.24 | State and Local Fiscal Assistance Act Utilized | 94,848.00 | Special District Taxes | |
| JUDICIARY | | Sale of Acquired Property | | Bank Corp. Taxes | 23,656.47 |
| Municipal Courts | 51,400.00 | Other Miscellaneous Revenues | 295,075.49 | Added and Omitted Taxes | 79,004.67 |
| PUBLIC SAFETY | | Total | 13,841,125.09 | Total Taxes Levied - ABSTRACT | 11,924,053.92 |
| Fire Protection | 274,416.00 | Prior Years Surplus Appropriated | 330,000.00 | Total Taxes Billed | 11,925,368.93 |
| Police Protection | 1,387,309.52 | REVENUES | 14,171,125.09 | 1985 TAXES COLLECTED | 11,730,288.49 |
| Civil Defense & Disaster Control | 12,700.00 | Equalize For Uncollected Taxes | 341,973.96 | 1985 Taxes Cancelled, Abated or Adjusted | 27,402.40 |
| Environmental Inspection & Control | 36,119.00 | CAPITAL OUTLAY | 1,686,801.73 | Transfer to Tax Title Liens or Foreclosed | 2,717.88 |
| Other Public Safety | | TOTAL | | Balance Outstanding Dec. 31, 1985 | 164,960.16 |
| PUBLIC WORKS | | | | PRIOR YEARS TAXES OUTSTANDING | |
| Streets and Drainage | 434,890.00 | Public Enterprises | | Balance January 1, 1985 | 156,276.22 |
| Sewers and Sewage Processing | 480,464.26 | Recreation—Culture | | Collected in 1985 | 153,564.87 |
| Garbage and Trash Disposal | 333,559.75 | Public Works | 1,285,100.90 | Cancelled, Abated or Adjusted 1985 | 1.31 |
| Public Buildings and Grounds | 96,730.00 | Buildings and Grounds | 401,700.83 | Transfers to Tax Title Liens or Foreclosed | 937.74 |
| Other Public Works | 13,500.00 | Library and Education | | Balance December 31, 1985 | 1,772.30 |
| HEALTH and WELFARE | | Conservation | | TAX TITLE LIENS OUTSTANDING | |
| Health Services Except Environmental | 44,285.00 | All Other | | Balance January 1, 1985 | 15,194.41 |
| Welfare-Public Assistance | 14,280.00 | CAPITAL DEBT AUTHORIZED, DECEMBER 31, 1985 | | Transfer From Taxes | 3,219.64 |
| Hospitals, Clinics, First Aid | 100.00 | ISSUED AND UNISSUED | | Redeemed in 1985 | 4,381.56 |
| Animal, Insect, & Rodent Control | 1,500.00 | GROSS DEBT | 1,035,000 | Cancelled, Abated or Adjusted (1985) | |
| Other Welfare Services | | School | | Transfers to Foreclosed Property | |
| RECREATION and CONSERVATION | | Self-liquidating | | Balance December 31, 1985 | 14,032.49 |
| Beaches and Boardwalks | 2,400.00 | Other | 1,584,650 | PROPERTY ACQUIRED BY DEED OR | |
| Parks, Playgrounds, Shade Trees | 2,150.00 | Total | 2,619,650 | FORECLOSURE | |
| Land Reclamation & Conservation | | ISSUED AND OUTSTANDING | | Balance January 1, 1985 | 49,854.42 |
| Other Recreational Services | 100,900.00 | School | 1,035,000.00 | Transfers From Taxes or Liens | 505.26 |
| EDUCATION (excluding schools) | | Self-Liquidating | | Sale for Cash (1985) | |
| Libraries | 183,600.00 | Other | 999,250.00 | Cancelled, Abated or Adjusted (1985) | |
| Other Educational Services | | Total | 2,034,250.00 | Balance December 31, 1985 | 50,359.68 |
| STATUTORY EXPENDITURES | | EQUALIZED VALUATION BASIS | | CURRENT FINANCES DECEMBER 31, 1985 | |
| Pensions & F. I. C. A. | 320,719.13 | FOR NET DEBT COMPUTATION | 459,585,781 | ASSETS | |
| Employee Fringe Benefits | 120,100.00 | REAL PROPERTY VALUATIONS | | Cash Dec. 31, 1985 | 1,709,062.85 |
| Other Statutory Expenditures | 11,000.00 | Code Class # of Parcels % VAL'N | | Taxes Receivable | 166,732.46 |
| CETA And Other Public Employment Programs | | 1 Vacant Land 167 .68 | 1,879,600.00 | Tax Title Liens | 14,032.49 |
| MUNICIPAL FUNCTIONS | | 2 Residential 4040 84.72 | 235,103,230.00 | Foreclosed Property | 50,359.68 |
| CAPITAL IMPROVEMENTS | *MEMO* | 3 Farm 3 .06 | 172,900.00 | Emergencies & Other Deferred Charges | 197,803.24 |
| DEBT SERVICE | | 4a Commercial 68 5.56 | 15,429,500.00 | State and Federal Aid Receivable | |
| Principal Payments | 80,550.00 | 4b Industrial 7 .29 | 811,200.00 | Other Receivables | 100,469.90 |
| Interest Payments | 29,534.93 | 4c Apartments 15 8.69 | 24,121,500.00 | Total | 2,238,460.62 |
| | | Total 4300 | 277,517,930.00 | LIABILITIES, RESERVES, AND SURPLUS | |
| DEFERRED CHARGES | 29,193.99 | Land Area 2.20 Sq. Miles | | Cash Liabilities | 899,595.34 |
| SCHOOL, COUNTY, SPECIAL DISTRICT TAXES | 9,246,985.73 | Net Valuation Taxable-Municipal | 278,083,668 | Reserves for Receivables | 331,594.53 |
| RESERVE FOR UNCOLLECTED TAXES | 341,973.96 | Net Valuation Taxable-County | 449,556,566 | Surplus Dec. 31, 1985 | 1,007,270.75 |
| EXPENDITURES | | State Equalized Valuation | 519,970,436 | Total | 2,238,460.62 |
| TOTAL | 14,276,803.51 | State Equalization Ratio | 53.43 | | |

2011
Population 1980 12,426
Population 1985 12,357
S & P Rating
Moody Rating A1

General Tax Rate Per \$100. 2.05
State Equalized Tax Rate 2.23

NEW PROVIDENCE BOROUGH - UNION CO.
Form of Government:
Borough Council
Number of Members on Governing Body - 6

PER CAPITA:
Gross Debt 483.65
Net Debt 338.55
Debt Service 32.97
Total Tax Levy 1,167.06
Municipal Expenditures 469.40
PER CENT:
Gross Debt 1.07
Net Debt .75
Tax Levy Collected 99.01
Tax Levy Cancelled, Abated or Adjusted .15

| EXPENDITURES | | REVENUES-REALIZED | | 1985 PROPERTY TAX | |
|---|---------------|---|-------------------|--|---------------|
| GENERAL GOVERNMENT | | | | STATE EQUALIZED TAX RATE 1.27 | |
| Governing Body & Public Boards | | 1985 Property Taxes Collected | 14,287,492.67 | Local District School Taxes | 8,201,818.00 |
| Municipal Clerk | | 1985 Payments in Lieu of Taxes | | Regional & Consolidated School Tax | |
| Financial Administration | 67,961.00 | Delinquent Tax & Lien Collections | 89,797.16 | School Taxes in Municipal Budget | |
| Assessment of Taxes | 56,061.00 | Business Personalty Replacement Taxes | 215,949.00 | County Taxes | 2,978,959.85 |
| Collection of Taxes | 18,377.00 | Taxes from Public Utilities | 1,020,837.00 | County Library Taxes | |
| Planning, Housing & Development | 12,852.00 | Other Miscellaneous Tax Revenues | | Local Municipal Purpose Taxes | 3,154,969.62 |
| Human Resources | | State Aid Revenues | 133,193.81 | Veteran & Senior Citizen Taxes | 85,700.00 |
| Elections | | Federal Aid Revenues | | Total Taxes for Rate Computation | 14,421,447.47 |
| General Administration (other) | 710,325.34 | State and Local Fiscal Assistance Act Utilized | 61,194.30 | Special District Taxes | |
| JUDICIARY | | Sale of Acquired Property | | Bank Corp. Taxes | 22,402.46 |
| Municipal Courts | 46,541.00 | Other Miscellaneous Revenues | 396,392.42 | Added and Omitted Taxes | 63,205.53 |
| PUBLIC SAFETY | | Total | 16,204,856.36 | Total Taxes Levied - ABSTRACT | 14,421,355.46 |
| Fire Protection | 106,208.00 | Prior Years Surplus Appropriated | 773,000.00 | Total Taxes Billed | 14,430,250.48 |
| Police Protection | 867,145.00 | REVENUES TOTAL | 16,977,856.36 | 1985 TAXES COLLECTED | 14,287,492.67 |
| Civil Defense & Disaster Control | 145.00 | Reserve For Uncollected Taxes | 660,320.23 | 1985 Taxes Cancelled, Abated or Adjusted | 22,045.70 |
| Environmental Inspection & Control | 34,090.00 | | | Transfer to Tax Title Liens or Foreclosed | 2,228.35 |
| Other Public Safety | | CAPITAL OUTLAY TOTAL | 226,082.74 | Balance Outstanding Dec. 31, 1985 | 118,483.76 |
| PUBLIC WORKS | | | | PRIOR YEARS TAXES OUTSTANDING | |
| Streets and Drainage | 563,590.00 | Public Enterprises | | Balance January 1, 1985 | 92,114.04 |
| Sewers and Sewage Processing | 633,725.94 | Recreation—Culture | | Collected in 1985 | 89,797.16 |
| Garbage and Trash Disposal | 422,436.00 | Public Works | 66,900.16 | Cancelled, Abated or Adjusted 1985 | |
| Public Buildings and Grounds | 119,852.00 | Buildings and Grounds | 159,182.58 | Transfers to Tax Title Liens or Foreclosed | |
| Other Public Works | 162,922.00 | Library and Education | | Balance December 31, 1985 | 2,316.88 |
| HEALTH and WELFARE | | Conservation | | TAX TITLE LIENS OUTSTANDING | |
| Health Services Except Environmental | 41,406.00 | All Other | | Balance January 1, 1985 | 9,443.20 |
| Welfare-Public Assistance | 5,100.00 | | | Transfer From Taxes | 2,228.35 |
| Hospitals, Clinics, First Aid | 500.00 | CAPITAL DEBT AUTHORIZED, DECEMBER 31, 1985 | | Redeemed in 1985 | |
| Animal, Insect, & Rodent Control | | ISSUED AND UNISSUED | | Cancelled, Abated or Adjusted (1985) | |
| Other Welfare Services | | School | 1,793,000 | Transfers to Foreclosed Property | |
| RECREATION and CONSERVATION | | Self-liquidating | 4,183,500 | Balance December 31, 1985 | 11,671.55 |
| Beaches and Boardwalks | | Other | 4,183,500 | PROPERTY ACQUIRED BY DEED OR | |
| Parks, Playgrounds, Shade Trees | 108,630.00 | Total | 5,976,500 | FORECLOSURE | |
| Land Reclamation & Conservation | | | | Balance January 1, 1985 | 10,555.00 |
| Other Recreational Services | 30,076.00 | ISSUED AND OUTSTANDING | | Transfers From Taxes or Liens | |
| EDUCATION (excluding schools) | | School | 393,000.00 | Sale for Cash (1985) | |
| Libraries | 212,100.00 | Self-Liquidating | 3,460,500.00 | Cancelled, Abated or Adjusted (1985) | |
| Other Educational Services | | Other | 3,853,500.00 | Balance December 31, 1985 | 10,555.00 |
| STATUTORY EXPENDITURES | | Total | 3,853,500.00 | CURRENT FINANCES DECEMBER 31, 1985 | |
| Pensions & F. I. C. A. | 359,336.05 | EQUALIZED VALUATION BASIS | | ASSETS | |
| Employee Fringe Benefits | 129,492.00 | FOR NET DEBT COMPUTATION | 556,673,376 | Cash Dec. 31, 1985 | 1,259,070.30 |
| Other Statutory Expenditures | | REAL PROPERTY VALUATIONS | | Taxes Receivable | 120,800.64 |
| CETA And Other Public Employment Programs | | Code Class # of Parcels % VAL'N | | Tax Title Liens | 11,671.55 |
| MUNICIPAL FUNCTIONS | | 1 Vacant Land 106 2.13 | 14,662,050.00 | Foreclosed Property | 10,555.00 |
| CAPITAL IMPROVEMENTS | *MEMO* | 2 Residential 3476 73.44 | 505,647,600.00 | Emergencies & Other Deferred Charges | 104,049.50 |
| DEBT SERVICE | | 3 Farm 3 .06 | 412,200.00 | State and Federal Aid Receivable | |
| Principal Payments | 196,500.00 | 4a Commercial 94 10.80 | 74,386,700.00 | Other Receivables | 21,505.33 |
| Interest Payments | 210,949.34 | 4b Industrial 19 10.86 | 74,801,800.00 | Total | 1,527,652.32 |
| | | 4c Apartments 13 2.71 | 18,649,600.00 | LIABILITIES, RESERVES, AND SURPLUS | |
| | | Total 3711 | 688,559,950.00 | Cash Liabilities | 550,847.48 |
| DEFERRED CHARGES | 23,780.00 | Land Area 3.50 Sq. Miles | | Reserves for Receivables | 164,532.52 |
| SCHOOL, COUNTY, SPECIAL DISTRICT TAXES | 11,180,777.85 | Net Valuation Taxable-Municipal | 700,768,261 | Surplus Dec. 31, 1985 | 812,272.32 |
| RESERVE FOR UNCOLLECTED TAXES | 660,320.23 | Net Valuation Taxable-County | 546,828,731 | Total | 1,527,652.32 |
| EXPENDITURES TOTAL | 16,981,198.75 | State Equalized Valuation | 646,067,891 | | |
| | | State Equalization Ratio | 108.63 | | |

0714
Population 1980 329,248
Population 1985 318,468
S & P Rating BBB
Moody Rating BAA

General Tax Rate Per \$100.
11.93
State Equalized Tax Rate
4.91

NEWARK CITY - ESSEX COUNTY
Form of Government:
Mayor-Council Plan C (OMCL 50)
Number of Members on Governing Body - 9

PER CAPITA:
Gross Debt 752.81
Net Debt 170.26
Debt Service 84.11
Total Tax Levy 389.37
Municipal Expenditures 863.70

PER CENT:
Gross Debt 11.64
Net Debt 2.63
Tax Levy Collected 82.02
Tax Levy Cancelled, Abated or Adjusted 3.14

| EXPENDITURES | | REVENUES-REALIZED | | 1985 PROPERTY TAX | |
|---|----------------|--|--|--|----------------|
| GENERAL GOVERNMENT | | 1985 Property Taxes Collected | | STATE EQUALIZED TAX RATE | |
| Governing Body & Public Boards | 3,774,022.00 | 1985 Payments in Lieu of Taxes | | Local District School Taxes | 1.89 |
| Municipal Clerk | 1,835,832.00 | Delinquent Tax & Lien Collections | | Regional & Consolidated School Tax | |
| Financial Administration | 3,294,469.00 | Business Personalty Replacement Taxes | | School Taxes in Municipal Budget | .09 |
| Assessment of Taxes | 562,853.00 | Taxes from Public Utilities | | County Taxes | 1.03 |
| Collection of Taxes | 1,023,963.00 | Other Miscellaneous Tax Revenues | | County Library Taxes | |
| Planning, Housing & Development | 950,894.00 | State Aid Revenues | | Local Municipal Purpose Taxes | 1.91 |
| Human Resources | 7,617,141.49 | Federal Aid Revenues | | Veteran & Senior Citizen Taxes | |
| Elections | 80,000.00 | State and Local Fiscal Assistance Act Utilized | | Total Taxes for Rate Computation | 4.92 |
| General Administration (other) | 47,260,760.19 | Sale of Acquired Property | | Special District Taxes | |
| JUDICIARY | | Other Miscellaneous Revenues | | Bank Corp. Taxes | 1,040,846.26 |
| Municipal Courts | 2,145,132.00 | Total | | Added and Omitted Taxes | 1,488,623.71 |
| PUBLIC SAFETY | | Prior Years Surplus Appropriated | | Total Taxes Levied - ABSTRACT | 124,001,528.69 |
| Fire Protection | 25,622,653.51 | REVENUES | | Total Taxes Billed | 122,988,274.23 |
| Police Protection | 35,113,141.55 | Reserve For Uncollected Taxes | | 1985 TAXES COLLECTED | 100,878,796.53 |
| Civil Defense & Disaster Control | 163,042.00 | CAPITAL OUTLAY | | 1985 Taxes Cancelled, Abated or Adjusted | 3,859,409.88 |
| Environmental Inspection & Control | 965,437.00 | Public Enterprises | | Transfer to Tax Title Liens or Foreclosed | 3,000,000.00 |
| Other Public Safety | | Recreation—Culture | | Balance Outstanding Dec. 31, 1985 | 15,250,067.82 |
| PUBLIC WORKS | | Public Works | | PRIOR YEARS TAXES OUTSTANDING | |
| Streets and Drainage | 2,536,977.00 | Buildings and Grounds | | Balance January 1, 1985 | 21,225,903.35 |
| Sewers and Sewage Processing | 28,692,689.67 | Library and Education | | Collected in 1985 | 10,715,490.99 |
| Garbage and Trash Disposal | 609,000.00 | Conservation | | Cancelled, Abated or Adjusted 1985 | 477,177.96 |
| Public Buildings and Grounds | 10,164,098.00 | All Other | | Transfers to Tax Title Liens or Foreclosed | 5,000,000.00 |
| Other Public Works | 5,721,205.00 | CAPITAL DEBT AUTHORIZED, DECEMBER 31, 1985 | | Balance December 31, 1985 | 5,033,234.40 |
| HEALTH and WELFARE | | ISSUED AND UNISSUED | | TAX TITLE LIENS OUTSTANDING | |
| Health Services Except Environmental | 4,901,287.02 | GROSS DEBT | | Balance January 1, 1985 | 8,351,355.27 |
| Welfare-Public Assistance | 11,000,000.00 | NET DEBT | | Transfer From Taxes | 8,000,000.00 |
| Hospitals, Clinics, First Aid | | SCHOOL | | Redeemed in 1985 | 3,314,359.87 |
| Animal, Insect, & Rodent Control | 235,350.00 | Self-liquidating | | Cancelled, Abated or Adjusted (1985) | 648,803.22 |
| Other Welfare Services | 1,741,563.00 | Other | | Transfers to Foreclosed Property | 4,236,291.02 |
| RECREATION and CONSERVATION | | Total | | Balance December 31, 1985 | 8,151,901.16 |
| Beaches and Boardwalks | 643,564.00 | ISSUED AND OUTSTANDING | | PROPERTY ACQUIRED BY DEED OR FORECLOSURE | |
| Parks, Playgrounds, Shade Trees | 116,307.59 | SCHOOL | | Balance January 1, 1985 | 85,297,304.56 |
| Land Reclamation & Conservation | 7,904.00 | Self-liquidating | | Transfers From Taxes or Liens | 4,236,291.02 |
| Other Recreational Services | | Other | | Sale for Cash (1985) | |
| EDUCATION (excluding schools) | | Total | | Cancelled, Abated or Adjusted (1985) | 4,236,291.02 |
| Libraries | 5,107,341.00 | EQUALIZED VALUATION BASIS | | Balance December 31, 1985 | 85,297,304.56 |
| Other Educational Services | 3,088,510.83 | FOR NET DEBT COMPUTATION | | CURRENT FINANCES DECEMBER 31, 1985 | |
| STATUTORY EXPENDITURES | | REAL PROPERTY VALUATIONS | | ASSETS | |
| Pensions & F. I. C. A. | 22,150,000.00 | Code Class # of Parcels % VAL'N | | Cash Dec. 31, 1985 | 74,446,107.58 |
| Employee Fringe Benefits | | 1 Vacant Land 3003 2.07 | | Taxes Receivable | 20,283,302.22 |
| Other Statutory Expenditures | 700,000.00 | 2 Residential 25998 32.07 | | Tax Title Liens | 8,151,901.16 |
| CETA And Other Public Employment Programs | | 3 Farm | | Foreclosed Property | 85,297,304.56 |
| MUNICIPAL FUNCTIONS | 227,825,137.85 | 4a Commercial 4886 36.26 | | Emergencies & Other Deferred Charges | 2,841,269.07 |
| CAPITAL IMPROVEMENTS *MEMO* | 5,000,000.00 | 4b Industrial 1210 19.00 | | State and Federal Aid Receivable | 159,754.75 |
| DEBT SERVICE | | 4c Apartments 1475 10.61 | | Other Receivables | 46,093,109.73 |
| Principal Payments | 14,828,000.00 | Total 36572 | | Total | 237,272,749.07 |
| Interest Payments | 11,958,770.25 | Land Area 24.14 Sq. Miles | | LIABILITIES, RESERVES, AND SURPLUS | |
| TYPE I SCHL DEBT *MEMO | 16,388,553.25 | Net Valuation Taxable-Municipal | | Cash Liabilities | 59,372,835.44 |
| DEFERRED CHARGES | 1,006,874.24 | Net Valuation Taxable-County | | Reserves for Receivables | 136,247,389.90 |
| SCHOOL, COUNTY, SPECIAL DISTRICT TAXES | 74,251,730.64 | State Equalized Valuation | | Surplus Dec. 31, 1985 | 41,652,523.73 |
| RESERVE FOR UNCOLLECTED TAXES | 19,441,000.00 | State Equalization Ratio | | Total | 237,272,749.07 |
| EXPENDITURES | | | | | |
| TOTAL | 349,311,512.98 | | | | |

1985/3000

* ABOVE DEBT SERVICE INCLUDES TYPE I SCHOOL DEBT

0813
Population 1980 1,563
Population 1985 1,568
S & P Rating
Moody Rating

General Tax Rate Per \$100. 3.17
State Equalized Tax Rate 2.62

NEWFIELD BOROUGH - GLOUCESTER CO.
Form of Government:
Borough Council
Number of Members on Governing Body - 6

PER CAPITA:
Gross Debt 89.49
Net Debt 89.49
Debt Service 34.24
Total Tax Levy 559.84
Municipal Expenditures 347.98
PER CENT:
Gross Debt .44
Net Debt .44
Tax Levy Collected 94.84
Tax Levy Cancelled, Abated or Adjusted .07

| EXPENDITURES | | REVENUES-REALIZED | | 1985 PROPERTY TAX | |
|---|--------------|---|--|--|------------|
| GENERAL GOVERNMENT | | | | STATE EQUALIZED TAX RATE 1.33 | |
| Governing Body & Public Boards | 57,359.64 | 1985 Property Taxes Collected 826,557.74 | | Local District School Taxes | 441,735.00 |
| Municipal Clerk | | 1985 Payments in Lieu of Taxes 53,123.53 | | Regional & Consolidated School Tax | |
| Financial Administration | 13,110.00 | Delinquent Tax & Lien Collections 20,445.76 | | School Taxes in Municipal Budget | |
| Assessment of Taxes | 9,000.00 | Business Personalty Replacement Taxes 95,236.00 | | County Taxes | 226,540.70 |
| Collection of Taxes | 11,500.00 | Other Miscellaneous Tax Revenues 18,146.59 | | County Library Taxes | 7,038.81 |
| Planning, Housing & Development | 3,308.53 | State Aid Revenues 17,156.00 | | Local Municipal Purpose Taxes | 191,794.51 |
| Human Resources | | Federal Aid Revenues 69,835.19 | | Veteran & Senior Citizen Taxes | 24,100.00 |
| Elections | 514.68 | State and Local Fiscal Assistance Act Utilized 1,100,500.81 | | Total Taxes for Rate Computation | 891,209.02 |
| General Administration (other) | 40,911.00 | Other Miscellaneous Revenues 196,119.45 | | Special District Taxes | |
| JUDICIARY | | Prior Years Surplus Appropriated 86,179.45 | | Bank Corp. Taxes | 7,752.14 |
| Municipal Courts | 6,735.00 | TOTAL 1,296,620.26 | | Added and Omitted Taxes | 2,962.13 |
| PUBLIC SAFETY | | CAPITAL OUTLAY TOTAL 124,950.13 | | Total Taxes Levied - ABSTRACT | 877,823.29 |
| Fire Protection | 7,300.00 | | | Total Taxes Billed | 871,517.28 |
| Police Protection | 91,406.00 | | | 1985 TAXES COLLECTED | 826,557.74 |
| Civil Defense & Disaster Control | | | | 1985 Taxes Cancelled, Abated or Adjusted | 647.73 |
| Environmental Inspection & Control | 6,150.00 | | | Transfer to Tax Title Liens or Foreclosed | 1,399.38 |
| Other Public Safety | | | | Balance Outstanding Dec. 31, 1985 | 42,912.43 |
| PUBLIC WORKS | | | | PRIOR YEARS TAXES OUTSTANDING | |
| Streets and Drainage | 40,164.27 | | | Balance January 1, 1985 | 39,206.07 |
| Sewers and Sewage Processing | | | | Collected in 1985 | 37,854.65 |
| Garbage and Trash Disposal | 30,689.80 | | | Cancelled, Abated or Adjusted 1985 | 55.56 |
| Public Buildings and Grounds | 45,884.61 | | | Transfers to Tax Title Liens or Foreclosed | |
| Other Public Works | | | | Balance December 31, 1985 | 1,295.86 |
| HEALTH and WELFARE | | | | TAX TITLE LIENS OUTSTANDING | |
| Health Services Except Environmental | 850.00 | | | Balance January 1, 1985 | 14,513.45 |
| Welfare-Public Assistance | 1,029.60 | | | Transfer From Taxes | 1,399.38 |
| Hospitals, Clinics, First Aid | | | | Redeemed in 1985 | 15,268.88 |
| Animal, Insect, & Rodent Control | 2,771.56 | | | Cancelled, Abated or Adjusted (1985) | |
| Other Welfare Services | | | | Transfers to Foreclosed Property | |
| RECREATION and CONSERVATION | | | | Balance December 31, 1985 | 643.95 |
| Beaches and Boardwalks | | | | PROPERTY ACQUIRED BY DEED OR | |
| Parks, Playgrounds, Shade Trees | 500.00 | | | FORECLOSURE | |
| Land Reclamation & Conservation | 421.92 | | | Balance January 1, 1985 | |
| Other Recreational Services | 170.00 | | | Transfers From Taxes or Liens | |
| EDUCATION (excluding schools) | | | | Sale for Cash (1985) | |
| Libraries | 8,000.00 | | | Cancelled, Abated or Adjusted (1985) | |
| Other Educational Services | | | | Balance December 31, 1985 | |
| STATUTORY EXPENDITURES | | | | CURRENT FINANCES DECEMBER 31, 1985 | |
| Pensions & F. I. C. A. | 20,000.00 | | | ASSETS | |
| Employee Fringe Benefits | 5,374.17 | | | Cash Dec. 31, 1985 | 369,964.43 |
| Other Statutory Expenditures | 2,600.00 | | | Taxes Receivable | 44,208.29 |
| CETA And Other Public Employment Programs | | | | Tax Title Liens | 643.95 |
| MUNICIPAL FUNCTIONS | | | | Foreclosed Property | |
| CAPITAL IMPROVEMENTS | 5,000.00 | | | Emergencies & Other Deferred Charges | |
| DEBT SERVICE | | | | State and Federal Aid Receivable | 946.43 |
| Principal Payments | 43,000.00 | | | Other Receivables | 105,203.54 |
| Interest Payments | 10,696.03 | | | Total | 520,966.64 |
| DEFERRED CHARGES | | | | LIABILITIES, RESERVES, AND SURPLUS | |
| SCHOOL, COUNTY, SPECIAL DISTRICT TAXES | 675,314.51 | | | Cash Liabilities | 214,489.64 |
| RESERVE FOR UNCOLLECTED TAXES | 86,179.45 | | | Reserves for Receivables | 150,055.78 |
| EXPENDITURES | 1,220,940.77 | | | Surplus Dec. 31, 1985 | 156,421.22 |
| | | | | Total | 520,966.64 |

1915
Population 1980 7,748
Population 1985 7,513
S & P Rating
Moody Rating

General Tax Rate Per \$100. 2.65
State Equalized Tax Rate 2.42

NEWTON TOWN - SUSSEX COUNTY
Form of Government:
Council-Manager Plan B (OMCL 50)
Number of Members on Governing Body - 5

PER CAPITA:
Gross Debt 320.45
Net Debt 125.55
Debt Service 21.78
Total Tax Levy 524.52
Municipal Expenditures 275.26
PER CENT:
Gross Debt 1.64
Net Debt .64
Tax Levy Collected 95.87
Tax Levy Cancelled, Abated or Adjusted

| EXPENDITURES | | REVENUES-REALIZED | | 1985 PROPERTY TAX | |
|---|--------------|--|--------------------|--|-------------------|
| GENERAL GOVERNMENT | | | | STATE EQUALIZED TAX RATE 1.38 | |
| Governing Body & Public Boards | | 1985 Property Taxes Collected | 3,714,417.14 | Local District School Taxes | 2,186,772.50 |
| Municipal Clerk | | 1985 Payments in Lieu of Taxes | 122,881.18 | Regional & Consolidated School Tax | |
| Financial Administration | 33,207.00 | Delinquent Tax & Lien Collections | 168,971.05 | School Taxes in Municipal Budget | |
| Assessment of Taxes | 11,856.00 | Business Personalty Replacement Taxes | 246,691.04 | County Taxes | .56 883,906.64 |
| Collection of Taxes | 20,854.00 | Taxes from Public Utilities | 415,108.00 | County Library Taxes | .04 60,202.83 |
| Planning, Housing & Development | 9,325.00 | Other Miscellaneous Tax Revenues | | Local Municipal Purpose Taxes | .44 701,959.49 |
| Human Resources | | State Aid Revenues | 108,040.62 | Veteran & Senior Citizen Taxes | 66,600.00 |
| Elections | 2,010.00 | Federal Aid Revenues | | Total Taxes for Rate Computation | 2.42 3,899,441.46 |
| General Administration (other) | 179,990.00 | State and Local Fiscal Assistance Act Utilized | 43,701.00 | Special District Taxes | |
| JUDICIARY | | Sale of Acquired Property | | Bank Corp. Taxes | 66,183.58 |
| Municipal Courts | 44,562.00 | Other Miscellaneous Revenues | 261,121.74 | Added and Omitted Taxes | 41,673.31 |
| PUBLIC SAFETY | | Total | 5,080,931.77 | Total Taxes Levied - ABSTRACT | 3,940,698.35 |
| Fire Protection | 35,318.00 | Prior Years Surplus Appropriated | 175,000.00 | Total Taxes Billed | 3,874,514.77 |
| Police Protection | 611,694.00 | REVENUES TOTAL | 5,255,931.77 | 1985 TAXES COLLECTED | 3,714,417.14 |
| Civil Defense & Disaster Control | 800.00 | Reserve For Uncollected Taxes | 194,916.69 | 1985 Taxes Cancelled, Abated or Adjusted | |
| Environmental Inspection & Control | 28,945.00 | CAPITAL OUTLAY TOTAL | 281,803.40 | Transfer to Tax Title Liens or Foreclosed | |
| Other Public Safety | | | | Balance Outstanding Dec. 31, 1985 | 160,097.63 |
| PUBLIC WORKS | | | | PRIOR YEARS TAXES OUTSTANDING | |
| Streets and Drainage | 294,343.00 | Public Enterprises | 49,029.77 | Balance January 1, 1985 | 164,391.05 |
| Sewers and Sewage Processing | 3,000.00 | Recreation—Culture | 4,304.98 | Collected in 1985 | 163,383.92 |
| Garbage and Trash Disposal | 2,500.00 | Public Works | 212,301.83 | Cancelled, Abated or Adjusted 1985 | |
| Public Buildings and Grounds | 88,160.00 | Buildings and Grounds | 16,166.82 | Transfers to Tax Title Liens or Foreclosed | |
| Other Public Works | | Library and Education | | Balance December 31, 1985 | 1,007.13 |
| HEALTH and WELFARE | | Conservation | | TAX TITLE LIENS OUTSTANDING | |
| Health Services Except Environmental | 28,894.00 | All Other | | Balance January 1, 1985 | 39,177.60 |
| Welfare-Public Assistance | 7,048.00 | CAPITAL DEBT AUTHORIZED, DECEMBER 31, 1985 | | Transfer From Taxes | |
| Hospitals, Clinics, First Aid | | ISSUED AND UNISSUED GROSS DEBT NET DEBT | | Redeemed in 1985 | 5,587.13 |
| Animal, Insect, & Rodent Control | 4,145.00 | School 612,000 | | Cancelled, Abated or Adjusted (1985) | |
| Other Welfare Services | | Self-liquidating 852,300 | | Transfers to Foreclosed Property | |
| RECREATION and CONSERVATION | | Other 943,231 | 943,231 | Balance December 31, 1985 | 33,590.47 |
| Beaches and Boardwalks | | Total 2,407,531 | 943,231 | PROPERTY ACQUIRED BY DEED OR | |
| Parks, Playgrounds, Shade Trees | 43,476.00 | | | FORECLOSURE | |
| Land Reclamation & Conservation | | ISSUED AND OUTSTANDING | | Balance January 1, 1985 | 50,315.00 |
| Other Recreational Services | 32,926.00 | School 612,000.00 | | Transfers From Taxes or Liens | |
| EDUCATION (excluding schools) | | Self-Liquidating 787,000.00 | | Sale for Cash (1985) | |
| Libraries | | Other 666,800.00 | | Cancelled, Abated or Adjusted (1985) | |
| Other Educational Services | 500.00 | Total 2,065,800.00 | | Balance December 31, 1985 | 50,315.00 |
| STATUTORY EXPENDITURES | | EQUALIZED VALUATION BASIS | | CURRENT FINANCES DECEMBER 31, 1985 | |
| Pensions & F. I. C. A. | 132,393.00 | FOR NET DEBT COMPUTATION | 146,990,361 | ASSETS | |
| Employee Fringe Benefits | 60,800.00 | REAL PROPERTY VALUATIONS | | Cash Dec. 31, 1985 | 497,826.34 |
| Other Statutory Expenditures | | Code Class # of Parcels % VAL'N | ASSESSED VALUATION | Taxes Receivable | 161,104.76 |
| CETA And Other Public Employment Programs | | 1 Vacant Land 216 2.33 | 3,314,830.00 | Tax Title Liens | 33,590.47 |
| MUNICIPAL FUNCTIONS TOTAL | 1,676,746.00 | 2 Residential 1660 65.47 | 92,955,110.00 | Foreclosed Property | 50,315.00 |
| CAPITAL IMPROVEMENTS *MEMO* | 33,000.00 | 3 Farm 6 .05 | 81,400.00 | Emergencies & Other Deferred Charges | 3,000.00 |
| DEBT SERVICE | | 4a Commercial 232 23.25 | 33,010,710.00 | State and Federal Aid Receivable | |
| Principal Payments | 102,800.00 | 4b Industrial 10 2.95 | 4,183,420.00 | Other Receivables | 156,456.10 |
| Interest Payments | 60,824.00 | 4c Apartments 23 5.95 | 8,445,400.00 | Total | 902,292.67 |
| | | Total 2147 | 141,990,870.00 | LIABILITIES, RESERVES, AND SURPLUS | |
| DEFERRED CHARGES | 32,723.00 | Land Area 3.30 Sq. Miles | | Cash Liabilities | 163,444.56 |
| SCHOOL, COUNTY, SPECIAL DISTRICT TAXES | 3,130,881.97 | Net Valuation Taxable-Municipal | 145,042,658 | Reserves for Receivables | 401,466.33 |
| RESERVE FOR UNCOLLECTED TAXES | 194,916.69 | Net Valuation Taxable-County | 159,800,505 | Surplus Dec. 31, 1985 | 337,381.78 |
| EXPENDITURES TOTAL | 5,198,891.66 | State Equalized Valuation | 158,538,943 | Total | 902,292.67 |
| | | State Equalization Ratio | 91.32 | | |

0239
Population 1980 16,587
Population 1985 16,239
S & P Rating
Moody Rating A

General Tax Rate Per \$100. 3.46
State Equalized Tax Rate 2.02

NORTH ARLINGTON BORO. - BERGEN CO.
Form of Government:
Borough Council
Number of Members on Governing Body - 6

PER CAPITA:
Gross Debt 303.60
Net Debt 292.15
Debt Service 35.22
Total Tax Levy 544.87
Municipal Expenditures 318.66
PER CENT:
Gross Debt 1.27
Net Debt 1.22
Tax Levy Collected 97.66
Tax Levy Cancelled, Abated or Adjusted

| EXPENDITURES | | REVENUES-REALIZED | | 1985 PROPERTY TAX | |
|---|---------------|--|--------------------|--|-------------------|
| GENERAL GOVERNMENT | | | | STATE EQUALIZED TAX RATE | |
| Governing Body & Public Boards | 21,500.00 | 1985 Property Taxes Collected | 8,606,300.66 | Local District School Taxes | 1.11 4,811,966.00 |
| Municipal Clerk | | 1985 Payments in Lieu of Taxes | | Regional & Consolidated School Tax | |
| Financial Administration | 16,200.00 | Delinquent Tax & Lien Collections | 192,881.65 | School Taxes in Municipal Budget | |
| Assessment of Taxes | 5,150.00 | Business Personalty Replacement Taxes | 151,182.00 | County Taxes | .36 1,558,667.31 |
| Collection of Taxes | 60,300.00 | Taxes from Public Utilities | 727,834.00 | County Library Taxes | |
| Planning, Housing & Development | 7,200.00 | Other Miscellaneous Tax Revenues | 214,698.00 | Local Municipal Purpose Taxes | .56 2,422,640.37 |
| Human Resources | 32,696.74 | State Aid Revenues | 337,195.51 | Veteran & Senior Citizen Taxes | |
| Elections | 3,300.00 | Federal Aid Revenues | | Total Taxes for Rate Computation | 2.03 9,007,373.68 |
| General Administration (other) | 373,542.00 | State and Local Fiscal Assistance Act Utilized | 132,543.00 | Special District Taxes | |
| JUDICIARY | | Sale of Acquired Property | | Bank Corp. Taxes | 35,808.32 |
| Municipal Courts | 90,900.00 | Other Miscellaneous Revenues | 1,947,972.85 | Added and Omitted Taxes | 19,080.85 |
| PUBLIC SAFETY | | Total | 12,310,607.67 | Total Taxes Levied - ABSTRACT | 8,848,162.85 |
| Fire Protection | 70,200.00 | Prior Years Surplus Appropriated | 120,000.00 | Total Taxes Billed | 8,812,354.53 |
| Police Protection | 1,709,383.04 | REVENUES TOTAL | 12,430,607.67 | 1985 TAXES COLLECTED | 8,606,300.66 |
| Civil Defense & Disaster Control | 4,500.00 | Reserve For Uncollected Taxes | 214,569.48 | 1985 Taxes Cancelled, Abated or Adjusted | |
| Environmental Inspection & Control | 61,300.00 | CAPITAL OUTLAY TOTAL | 660,338.11 | Transfer to Tax Title Liens or Foreclosed | |
| Other Public Safety | | | | Balance Outstanding Dec. 31, 1985 | 206,053.87 |
| PUBLIC WORKS | | | | PRIOR YEARS TAXES OUTSTANDING | |
| Streets and Drainage | 399,762.12 | Public Enterprises | | Balance January 1, 1985 | 193,064.62 |
| Sewers and Sewage Processing | 218,101.39 | Recreation—Culture | 43,330.06 | Collected in 1985 | 192,881.65 |
| Garbage and Trash Disposal | 275,010.00 | Public Works | 466,173.08 | Cancelled, Abated or Adjusted 1985 | |
| Public Buildings and Grounds | 81,550.00 | Buildings and Grounds | 150,834.97 | Transfers to Tax Title Liens or Foreclosed | |
| Other Public Works | 28,300.00 | Library and Education | | Balance December 31, 1985 | 182.97 |
| HEALTH and WELFARE | | Conservation | | TAX TITLE LIENS OUTSTANDING | |
| Health Services Except Environmental | 120,572.00 | All Other | | Balance January 1, 1985 | 17,038.86 |
| Welfare-Public Assistance | 7,550.00 | CAPITAL DEBT AUTHORIZED, DECEMBER 31, 1985 | | Transfer From Taxes | |
| Hospitals, Clinics, First Aid | | ISSUED AND UNISSUED | | Redeemed in 1985 | |
| Animal, Insect, & Rodent Control | | School | 62,800 | Cancelled, Abated or Adjusted (1985) | |
| Other Welfare Services | | Self-liquidating | 4,867,293 | Transfers to Foreclosed Property | |
| RECREATION and CONSERVATION | | Other | 4,930,093 | Balance December 31, 1985 | 17,038.86 |
| Beaches and Boardwalks | 103,100.00 | Total | 4,744,193 | PROPERTY ACQUIRED BY DEED OR | |
| Parks, Playgrounds, Shade Trees | | | | FORECLOSURE | |
| Land Reclamation & Conservation | 22,350.00 | ISSUED AND OUTSTANDING | | Balance January 1, 1985 | 24,065.00 |
| Other Recreational Services | | School | 32,000.00 | Transfers From Taxes or Liens | |
| EDUCATION (excluding schools) | | Self-Liquidating | 4,303,100.00 | Sale for Cash (1985) | |
| Libraries | 119,400.00 | Other | 4,335,100.00 | Cancelled, Abated or Adjusted (1985) | |
| Other Educational Services | 1,000.00 | Total | 4,335,100.00 | Balance December 31, 1985 | 24,065.00 |
| STATUTORY EXPENDITURES | | EQUALIZED VALUATION BASIS | | CURRENT FINANCES DECEMBER 31, 1985 | |
| Pensions & F. I. C. A. | 318,461.91 | FOR NET DEBT COMPUTATION | 389,140,263 | ASSETS | |
| Employee Fringe Benefits | 195,000.00 | REAL PROPERTY VALUATIONS | | Cash Dec. 31, 1985 | 1,414,653.23 |
| Other Statutory Expenditures | 5,500.00 | Code Class # of Parcels % VAL'N | ASSESSED VALUATION | Taxes Receivable | 206,236.84 |
| CETA And Other Public Employment Programs | | 1 Vacant Land 94 1.02 | 2,588,200.00 | Tax Title Liens | 17,038.86 |
| MUNICIPAL FUNCTIONS TOTAL | 4,351,829.20 | 2 Residential 3669 81.89 | 207,708,612.00 | Foreclosed Property | 24,065.00 |
| CAPITAL IMPROVEMENTS *MEMO* | 48,000.00 | 3 Farm | | Emergencies & Other Deferred Charges | 66,382.53 |
| DEBT SERVICE | | 4a Commercial 186 7.22 | 18,324,900.00 | State and Federal Aid Receivable | 32,750.36 |
| Principal Payments | 285,500.00 | 4b Industrial 65 4.64 | 11,769,000.00 | Other Receivables | 98,566.95 |
| Interest Payments | 286,406.16 | 4c Apartments 38 5.23 | 13,253,300.00 | Total | 1,859,693.77 |
| DEFERRED CHARGES | 36,462.31 | Total 4052 | 253,644,012.00 | LIABILITIES, RESERVES, AND SURPLUS | |
| SCHOOL, COUNTY, SPECIAL DISTRICT TAXES | 6,370,633.31 | Land Area 2.50 Sq. Miles | | Cash Liabilities | 564,484.52 |
| RESERVE FOR UNCOLLECTED TAXES | 214,569.48 | Net Valuation Taxable-Municipal | 254,190,594 | Reserves for Receivables | 291,811.42 |
| EXPENDITURES TOTAL | 11,545,400.46 | Net Valuation Taxable-County | 386,280,476 | Surplus Dec. 31, 1985 | 1,003,397.83 |
| | | State Equalized Valuation | 434,053,718 | Total | 1,859,693.77 |
| | | State Equalization Ratio | 58.51 | | |

0908

Population 1980 **47,019**
 Population 1985 **47,152**
 S & P Rating
 Moody Rating

General Tax Rate Per \$100.

7.15

State Equalized Tax Rate

4.24**NORTH BERGEN TOWNSHIP – HUDSON CO.****Form of Government:****Commission (1911)****Number of Members on Governing Body – 5****PER CAPITA:**

Gross Debt **788.35**
 Net Debt **602.46**
 Debt Service **111.26**
 Total Tax Levy **1,008.27**
 Municipal Expenditures **679.97**

PER CENT:

Gross Debt **3.90**
 Net Debt **2.98**
 Tax Levy Collected **95.18**
 Tax Levy Cancelled, Abated
 or Adjusted

| EXPENDITURES | | REVENUES-REALIZED | | 1985 PROPERTY TAX | |
|---|---------------|--|---------------|--|--------------------|
| GENERAL GOVERNMENT | | | | STATE EQUALIZED TAX RATE → | |
| Governing Body & Public Boards | 48,000.00 | 1985 Property Taxes Collected | 45,229,118.30 | Local District School Taxes | 1.32 14,632,126.00 |
| Municipal Clerk | 98,000.00 | 1985 Payments in Lieu of Taxes | 295,505.82 | Regional & Consolidated School Tax | |
| Financial Administration | 105,670.00 | Delinquent Tax & Lien Collections | 1,936,594.92 | School Taxes in Municipal Budget | .04 423,892.50 |
| Assessment of Taxes | 396,672.00 | Business Personalty Replacement Taxes | 1,176,440.87 | County Taxes | .84 * 9,352,096.52 |
| Collection of Taxes | 48,500.00 | Taxes from Public Utilities | 2,626,768.00 | County Library Taxes | |
| Planning, Housing & Development | 29,500.00 | Other Miscellaneous Tax Revenues | | Local Municipal Purpose Taxes | 2.03 22,531,432.16 |
| Human Resources | 174,138.75 | State Aid Revenues | 1,227,901.92 | Veteran & Senior Citizen Taxes | 351,600.00 |
| Elections | 193,000.00 | Federal Aid Revenues | | Total Taxes for Rate Computation | 4.23 47,291,147.18 |
| General Administration (other) | 2,724,928.82 | State and Local Fiscal Assistance Act Utilized | 697,298.00 | Special District Taxes | |
| JUDICIARY | | Sale of Acquired Property | | Bank Corp. Taxes | 22,485.92 |
| Municipal Courts | 176,000.00 | Other Miscellaneous Revenues | 2,327,312.41 | Added and Omitted Taxes | 580,012.74 |
| PUBLIC SAFETY | | Total | 55,516,940.24 | Total Taxes Levied - ABSTRACT | 47,542,045.84 |
| Fire Protection | 3,902,857.00 | Prior Years Surplus Appropriated | 178,500.00 | Total Taxes Billed | 47,519,559.92 |
| Police Protection | 3,102,938.15 | REVENUES TOTAL | 55,695,440.24 | 1985 TAXES COLLECTED | 45,229,118.30 |
| Civil Defense & Disaster Control | | Reserve For Uncollected Taxes | 3,403,117.17 | 1985 Taxes Cancelled, Abated or Adjusted | 2,256.21 |
| Environmental Inspection & Control | 191,753.24 | CAPITAL OUTLAY TOTAL | 805,402.99 | Transfer to Tax Title Liens or Foreclosed | 173,301.83 |
| Other Public Safety | 22,500.00 | | | Balance Outstanding Dec. 31, 1985 | 2,114,883.58 |
| PUBLIC WORKS | | | | PRIOR YEARS TAXES OUTSTANDING | |
| Streets and Drainage | 906,291.53 | Public Enterprises | | Balance January 1, 1985 | 951,596.23 |
| Sewers and Sewage Processing | 3,943,400.00 | Recreation—Culture | 364.65 | Collected in 1985 | 919,328.48 |
| Garbage and Trash Disposal | | Public Works | 369,713.36 | Cancelled, Abated or Adjusted 1985 | |
| Public Buildings and Grounds | 69,500.00 | Buildings and Grounds | 435,324.98 | Transfers to Tax Title Liens or Foreclosed | |
| Other Public Works | 78,000.00 | Library and Education | | Balance December 31, 1985 | 32,267.75 |
| HEALTH and WELFARE | | Conservation | | TAX TITLE LIENS OUTSTANDING | |
| Health Services Except Environmental | 174,218.50 | All Other | | Balance January 1, 1985 | 2,187,675.30 |
| Welfare-Public Assistance | 78,200.00 | | | Transfer From Taxes | 173,301.83 |
| Hospitals, Clinics, First Aid | | | | Redeemed in 1985 | 1,017,266.44 |
| Animal, Insect, & Rodent Control | | | | Cancelled, Abated or Adjusted (1985) | |
| Other Welfare Services | | | | Transfers to Foreclosed Property | |
| RECREATION and CONSERVATION | | | | Balance December 31, 1985 | 1,343,710.69 |
| Beaches and Boardwalks | | | | PROPERTY ACQUIRED BY DEED OR | |
| Parks, Playgrounds, Shade Trees | 254,500.00 | | | FORECLOSURE | |
| Land Reclamation & Conservation | | | | Balance January 1, 1985 | 1,699,879.00 |
| Other Recreational Services | 6,200.00 | | | Transfers From Taxes or Liens | |
| EDUCATION (excluding schools) | | | | Sale for Cash (1985) | |
| Libraries | 275,000.00 | | | Cancelled, Abated or Adjusted (1985) | |
| Other Educational Services | | | | Balance December 31, 1985 | 1,699,879.00 |
| STATUTORY EXPENDITURES | | | | CURRENT FINANCES DECEMBER 31, 1985 | |
| Pensions & F. I. C. A. | 1,738,806.54 | | | ASSETS | |
| Employee Fringe Benefits | 1,210,350.00 | | | Cash Dec. 31, 1985 | 8,595,485.29 |
| Other Statutory Expenditures | 117,963.16 | | | Taxes Receivable | 2,147,151.33 |
| CETA And Other Public Employment Programs | | | | Tax Title Liens | 1,343,710.69 |
| MUNICIPAL FUNCTIONS | | | | Foreclosed Property | 1,699,879.00 |
| TOTAL | 20,066,887.69 | | | Emergencies & Other Deferred Charges | 444,065.12 |
| CAPITAL IMPROVEMENTS | | | | State and Federal Aid Receivable | 12,409.01 |
| *MEMO* | 75,000.00 | | | Other Receivables | 867,441.54 |
| DEBT SERVICE | | | | Total | 15,110,141.98 |
| Principal Payments | 2,350,000.00 | | | LIABILITIES, RESERVES, AND SURPLUS | |
| Interest Payments | 2,896,219.19 | | | Cash Liabilities | 6,501,530.89 |
| TYPE I SCHL DEBT *MEMO | | | | Reserves for Receivables | 5,990,509.41 |
| | 575,790.50 | | | Surplus Dec. 31, 1985 | 2,618,101.68 |
| DEFERRED CHARGES | | | | Total | 15,110,141.98 |
| | 3,345,598.66 | | | | |
| SCHOOL, COUNTY, SPECIAL DISTRICT TAXES | | | | | |
| | 24,408,115.02 | | | | |
| RESERVE FOR UNCOLLECTED TAXES | | | | | |
| | 3,403,117.17 | | | | |
| EXPENDITURES | | | | | |
| TOTAL | 56,469,937.73 | | | | |

1985/3000

* ABOVE DEBT SERVICE INCLUDES TYPE I SCHOOL DEBT

*Includes County Health Service Taxes or County Vocational School Taxes. See Table 13.

1215
Population 1980 22,220
Population 1985 25,427
S & P Rating A+
Moody Rating AA

General Tax Rate Per \$100. 2.17
State Equalized Tax Rate 2.06

NORTH BRUNSWICK TWP. — MIDDLESEX CO.
Form of Government:
Township Committee
Number of Members on Governing Body — 5

PER CAPITA:
Gross Debt 1,069.11
Net Debt 389.86
Debt Service 37.63
Total Tax Levy 834.18
Municipal Expenditures 344.89
PER CENT:
Gross Debt 3.09
Net Debt 1.13
Tax Levy Collected 95.96
Tax Levy Cancelled, Abated or Adjusted 1.79

| EXPENDITURES | REVENUES-REALIZED | | 1985 PROPERTY TAX | |
|---|-------------------|--|--|--------------------|
| GENERAL GOVERNMENT | | | STATE EQUALIZED TAX RATE | |
| Governing Body & Public Boards | | | Local District School Taxes | 1.21 12,274,720.00 |
| Municipal Clerk | | | Regional & Consolidated School Tax | |
| Financial Administration | 41,550.00 | 1985 Property Taxes Collected | School Taxes in Municipal Budget | |
| Assessment of Taxes | 63,250.00 | 1985 Payments in Lieu of Taxes | County Taxes | .60 6,100,809.56 |
| Collection of Taxes | 72,800.00 | Delinquent Tax & Lien Collections | County Library Taxes | |
| Planning, Housing & Development | 128,526.00 | Business Personality Replacement Taxes | Local Municipal Purpose Taxes | .24 2,395,549.93 |
| Human Resources | 724.00 | Taxes from Public Utilities | Veteran & Senior Citizen Taxes | |
| Elections | 9,551.00 | Other Miscellaneous Tax Revenues | Total Taxes for Rate Computation | 2.05 20,945,479.49 |
| General Administration (other) | 465,662.01 | State Aid Revenues | Special District Taxes | |
| JUDICIARY | | Federal Aid Revenues | Bank Corp. Taxes | 21,567.30 |
| Municipal Courts | 125,800.00 | State and Local Fiscal Assistance Act Utilized | Added and Omitted Taxes | 418,109.42 |
| PUBLIC SAFETY | | Sale of Acquired Property | Total Taxes Levied - ABSTRACT | 21,210,756.21 |
| Fire Protection | 105,000.00 | Other Miscellaneous Revenues | Total Taxes Billed | 21,329,772.44 |
| Police Protection | 2,444,380.00 | Total | 1985 TAXES COLLECTED | 20,467,631.31 |
| Civil Defense & Disaster Control | 19,370.00 | Prior Years Surplus Appropriated | 1985 Taxes Cancelled, Abated or Adjusted | 381,023.62 |
| Environmental Inspection & Control | 262,410.68 | REVENUES TOTAL | Transfer to Tax Title Liens or Foreclosed | 23,942.18 |
| Other Public Safety | | Reserve For Uncollected Taxes | Balance Outstanding Dec. 31, 1985 | 457,175.33 |
| PUBLIC WORKS | | CAPITAL OUTLAY TOTAL | PRIOR YEARS TAXES OUTSTANDING | |
| Streets and Drainage | 610,200.00 | Public Enterprises | Balance January 1, 1985 | 437,969.16 |
| Sewers and Sewage Processing | 443,200.00 | Recreation—Culture | Collected in 1985 | 232,957.04 |
| Garbage and Trash Disposal | 20,000.00 | Public Works | Cancelled, Abated or Adjusted 1985 | 2,294.58 |
| Public Buildings and Grounds | 200,480.00 | Buildings and Grounds | Transfers to Tax Title Liens or Foreclosed | 1,988.97 |
| Other Public Works | 141,900.00 | Library and Education | Balance December 31, 1985 | 200,728.57 |
| HEALTH and WELFARE | | Conservation | TAX TITLE LIENS OUTSTANDING | |
| Health Services Except Environmental | 15,925.00 | All Other | Balance January 1, 1985 | 128,248.78 |
| Welfare-Public Assistance | 26,100.00 | CAPITAL DEBT AUTHORIZED, DECEMBER 31, 1985 | Transfer From Taxes | 25,931.15 |
| Hospitals, Clinics, First Aid | | ISSUED AND UNISSUED | Redeemed in 1985 | 25,458.85 |
| Animal, Insect, & Rodent Control | 500.00 | SCHOOL | Cancelled, Abated or Adjusted (1985) | |
| Other Welfare Services | | Self-liquidating | Transfers to Foreclosed Property | |
| RECREATION and CONSERVATION | | Other | Balance December 31, 1985 | 128,721.08 |
| Beaches and Boardwalks | 180,250.00 | Total | PROPERTY ACQUIRED BY DEED OR FORECLOSURE | |
| Parks, Playgrounds, Shade Trees | 7,225.00 | ISSUED AND OUTSTANDING | Balance January 1, 1985 | 147,172.25 |
| Land Reclamation & Conservation | 259,150.00 | SCHOOL | Transfers From Taxes or Liens | |
| Other Recreational Services | | Self-liquidating | Sale for Cash (1985) | |
| EDUCATION (excluding schools) | | Other | Cancelled, Abated or Adjusted (1985) | 13,700.00 |
| Libraries | 283,298.00 | Total | Balance December 31, 1985 | 133,472.25 |
| Other Educational Services | 6,400.00 | EQUALIZED VALUATION BASIS | CURRENT FINANCES DECEMBER 31, 1985 | |
| STATUTORY EXPENDITURES | | FOR NET DEBT COMPUTATION | ASSETS | |
| Pensions & F. I. C. A. | 499,189.08 | REAL PROPERTY VALUATIONS | Cash Dec. 31, 1985 | 2,665,695.71 |
| Employee Fringe Benefits | 379,450.00 | Code Class # of Parcels % VAL'N | Taxes Receivable | 657,903.90 |
| Other Statutory Expenditures | 20,000.00 | 1 Vacant Land 1571 4.66 | Tax Title Liens | 128,721.08 |
| CETA And Other Public Employment Programs | 6,832,290.77 | 2 Residential 5654 50.75 | Foreclosed Property | 133,472.25 |
| MUNICIPAL FUNCTIONS TOTAL | 26,832,290.77 | 3 Farm 45 .23 | Emergencies & Other Deferred Charges | 121,500.00 |
| CAPITAL IMPROVEMENTS *MEMO* | 100,000.00 | 4a Commercial 238 10.22 | State and Federal Aid Receivable | 27,525.22 |
| DEBT SERVICE | | 4b Industrial 48 22.60 | Other Receivables | 99,184.52 |
| Principal Payments | 486,198.00 | 4c Apartments 26 11.54 | Total | 3,834,002.68 |
| Interest Payments | 470,588.00 | Total 7582 | LIABILITIES, RESERVES, AND SURPLUS | |
| DEFERRED CHARGES | 267,293.50 | Land Area 12.00 Sq. Miles | Cash Liabilities | 947,681.36 |
| SCHOOL, COUNTY, SPECIAL DISTRICT TAXES | 18,375,529.56 | Net Valuation Taxable-Municipal | Reserves for Receivables | 1,019,281.75 |
| RESERVE FOR UNCOLLECTED TAXES | 713,162.13 | Net Valuation Taxable-County | Surplus Dec. 31, 1985 | 1,867,039.57 |
| EXPENDITURES TOTAL | 27,145,061.96 | State Equalized Valuation | Total | 3,834,002.68 |
| | | State Equalization Ratio | | |

0715
 Population 1980 **5,832**
 Population 1985 **6,265**
 S & P Rating
 Moody Rating **A1**
 General Tax Rate Per \$100. **2.96**
 State Equalized Tax Rate **2.31**

NORTH CALDWELL TOWNSHIP – ESSEX CO.
Form of Government:
Borough Council
Number of Members on Governing Body – 6

PER CAPITA:
 Gross Debt **628.21**
 Net Debt **290.43**
 Debt Service **43.32**
 Total Tax Levy **1,195.71**
 Municipal Expenditures **409.59**
 PER CENT:
 Gross Debt **1.42**
 Net Debt **.66**
 Tax Levy Collected **98.38**
 Tax Levy Cancelled, Abated or Adjusted

| EXPENDITURES | | REVENUES-REALIZED | | 1985 PROPERTY TAX | |
|---|---------------------|--|-----------------------|--|--------------------------|
| GENERAL GOVERNMENT | | | | STATE EQUALIZED TAX RATE | |
| Governing Body & Public Boards | | 1985 Property Taxes Collected | 7,386,716.00 | Local District School Taxes | .54 1,710,898.00 |
| Municipal Clerk | | 1985 Payments in Lieu of Taxes | | Regional & Consolidated School Tax | .43 1,368,719.47 |
| Financial Administration | 18,700.00 | Delinquent Tax & Lien Collections | 115,170.55 | School Taxes in Municipal Budget | |
| Assessment of Taxes | 12,775.00 | Business Personalty Replacement Taxes | 26,801.92 | County Taxes | .96 3,038,033.05 |
| Collection of Taxes | 30,214.00 | Taxes from Public Utilities | 409,663.00 | County Library Taxes | |
| Planning, Housing & Development | 11,712.00 | Other Miscellaneous Tax Revenues | | Local Municipal Purpose Taxes | .38 1,213,000.96 |
| Human Resources | | State Aid Revenues | 121,722.09 | Veteran & Senior Citizen Taxes | 27,350.00 |
| Elections | 1,300.00 | Federal Aid Revenues | | Total Taxes for Rate Computation | 2.31 7,358,001.48 |
| General Administration (other) | 203,338.00 | State and Local Fiscal Assistance Act Utilized | 46,199.63 | Special District Taxes | |
| JUDICIARY | | Sale of Acquired Property | | Bank Corp. Taxes | 416.80 |
| Municipal Courts | 32,870.00 | Other Miscellaneous Revenues | 711,559.91 | Added and Omitted Taxes | 160,043.24 |
| PUBLIC SAFETY | | Total | 8,817,833.10 | Total Taxes Levied - ABSTRACT | 7,491,111.52 |
| Fire Protection | 36,750.00 | Prior Years Surplus Appropriated | 230,000.00 | Total Taxes Billed | 7,508,409.00 |
| Police Protection | 582,292.00 | REVENUES TOTAL | 9,047,833.10 | 1985 TAXES COLLECTED | 7,386,716.00 |
| Civil Defense & Disaster Control | | Reserve For Uncollected Taxes | 222,320.46 | 1985 Taxes Cancelled, Abated or Adjusted | |
| Environmental Inspection & Control | 49,592.00 | CAPITAL OUTLAY TOTAL | 376,929.41 | Transfer to Tax Title Liens or Foreclosed | |
| Other Public Safety | | | | Balance Outstanding Dec. 31, 1985 | 121,693.00 |
| PUBLIC WORKS | | | | PRIOR YEARS TAXES OUTSTANDING | |
| Streets and Drainage | 298,109.00 | Public Enterprises | 27,815.28 | Balance January 1, 1985 | 115,170.55 |
| Sewers and Sewage Processing | 166,625.43 | Recreation—Culture | 45,045.56 | Collected in 1985 | 115,170.55 |
| Garbage and Trash Disposal | 235,863.95 | Public Works | | Cancelled, Abated or Adjusted 1985 | |
| Public Buildings and Grounds | 66,000.00 | Buildings and Grounds | 304,068.57 | Transfers to Tax Title Liens or Foreclosed | |
| Other Public Works | | Library and Education | | Balance December 31, 1985 | |
| HEALTH and WELFARE | | Conservation | | TAX TITLE LIENS OUTSTANDING | |
| Health Services Except Environmental | 12,882.00 | All Other | | Balance January 1, 1985 | |
| Welfare-Public Assistance | 2,120.00 | CAPITAL DEBT AUTHORIZED, DECEMBER 31, 1985 | | Transfer From Taxes | |
| Hospitals, Clinics, First Aid | | ISSUED AND UNISSUED | | Redeemed in 1985 | |
| Animal, Insect, & Rodent Control | | School | 1,249,497 | Cancelled, Abated or Adjusted (1985) | |
| Other Welfare Services | | Self-liquidating | 1,076,300 | Transfers to Foreclosed Property | |
| RECREATION and CONSERVATION | | Other | 1,609,950 | Balance December 31, 1985 | |
| Beaches and Boardwalks | | Total | 3,935,747 | PROPERTY ACQUIRED BY DEED OR FORECLOSURE | |
| Parks, Playgrounds, Shade Trees | 35,000.00 | ISSUED AND OUTSTANDING | | Balance January 1, 1985 | 1,160,700.00 |
| Land Reclamation & Conservation | 1,659.57 | School | 1,249,497.13 | Transfers From Taxes or Liens | |
| Other Recreational Services | 16,400.00 | Self-Liquidating | 545,000.00 | Sale for Cash (1985) | |
| EDUCATION (excluding schools) | | Other | 1,305,000.00 | Cancelled, Abated or Adjusted (1985) | 427,800.00 |
| Libraries | | Total | 3,099,497.13 | Balance December 31, 1985 | 732,900.00 |
| Other Educational Services | | EQUALIZED VALUATION BASIS | | CURRENT FINANCES DECEMBER 31, 1985 | |
| STATUTORY EXPENDITURES | | FOR NET DEBT COMPUTATION | 276,499,226 | ASSETS | |
| Pensions & F. I. C. A. | 126,550.00 | REAL PROPERTY VALUATIONS | | Cash Dec. 31, 1985 | 2,645,592.25 |
| Employee Fringe Benefits | 59,350.00 | Code Class # of Parcels % VAL'N | | Taxes Receivable | 121,693.00 |
| Other Statutory Expenditures | 2,000.00 | 1 Vacant Land 176 3.66 | 9,064,600.00 | Tax Title Liens | |
| CETA And Other Public Employment Programs | | 2 Residential 1685 93.51 | 231,608,300.00 | Foreclosed Property | 732,900.00 |
| MUNICIPAL FUNCTIONS TOTAL | 2,002,102.95 | 3 Farm 4 .07 | 164,100.00 | Emergencies & Other Deferred Charges | 25,900.00 |
| CAPITAL IMPROVEMENTS *MEMO* | 118,716.00 | 4a Commercial 16 2.17 | 5,371,300.00 | State and Federal Aid Receivable | 64,962.00 |
| DEBT SERVICE | | 4b Industrial 11 .59 | 1,469,700.00 | Other Receivables | 85,200.00 |
| Principal Payments | 170,000.00 | 4c Apartments | | Total | 3,676,247.25 |
| Interest Payments | 101,428.99 | Total 1892 | 247,678,000.00 | LIABILITIES, RESERVES, AND SURPLUS | |
| DEFERRED CHARGES | 70,218.05 | Land Area 2.90 Sq. Miles | | Cash Liabilities | 2,275,016.52 |
| SCHOOL, COUNTY, SPECIAL DISTRICT TAXES | 6,117,650.52 | Net Valuation Taxable-Municipal | 248,255,600 | Reserves for Receivables | 939,793.00 |
| RESERVE FOR UNCOLLECTED TAXES | 222,320.46 | Net Valuation Taxable-County | 279,902,771 | Surplus Dec. 31, 1985 | 461,437.73 |
| EXPENDITURES TOTAL | 8,683,720.97 | State Equalized Valuation | 317,869,427 | Total | 3,676,247.25 |
| | | State Equalization Ratio | 78.06 | | |

1606

Population 1980 **8,177**
 Population 1985 **8,501**
 S & P Rating
 Moody Rating

General Tax Rate Per \$100.

8.51

State Equalized Tax Rate

2.06**NORTH HALEDON BOROUGH - PASSAIC CO.****Form of Government:****Borough Council****Number of Members on Governing Body - 6**

PER CAPITA:

Gross Debt **1,707.56**
 Net Debt **1,533.15**
 Debt Service **41.45**
 Total Tax Levy **693.42**
 Municipal Expenditures **283.47**

PER CENT:

Gross Debt **5.75**
 Net Debt **5.16**
 Tax Levy Collected **98.99**
 Tax Levy Cancelled, Abated
 or Adjusted **1.14**

| EXPENDITURES | | REVENUES-REALIZED | | 1985 PROPERTY TAX | |
|---|---------------------|---|---------------------------|--|---------------------|
| GENERAL GOVERNMENT | | | | STATE EQUALIZED TAX RATE | |
| Governing Body & Public Boards | 7,500.00 | 1985 Property Taxes Collected | 5,831,894.31 | Local District School Taxes | .53 |
| Municipal Clerk | 51,649.00 | 1985 Payments in Lieu of Taxes | | Regional & Consolidated School Tax | .54 |
| Financial Administration | 65,809.00 | Delinquent Tax & Lien Collections | 46,548.79 | School Taxes in Municipal Budget | |
| Assessment of Taxes | 13,425.00 | Business Personalty Replacement Taxes | 40,457.80 | County Taxes | .57 |
| Collection of Taxes | 22,916.00 | Taxes from Public Utilities | 437,590.00 | County Library Taxes | |
| Planning, Housing & Development | 13,300.00 | Other Miscellaneous Tax Revenues | | Local Municipal Purpose Taxes | .42 |
| Human Resources | 2,545.00 | State Aid Revenues | 103,210.69 | Veteran & Senior Citizen Taxes | |
| Elections | | Federal Aid Revenues | | Total Taxes for Rate Computation | 2.06 |
| General Administration (other) | 191,275.44 | State and Local Fiscal Assistance Act Utilized | 32,264.00 | Special District Taxes | |
| JUDICIARY | | Sale of Acquired Property | | Bank Corp. Taxes | 10,059.39 |
| Municipal Courts | 23,671.00 | Other Miscellaneous Revenues | 327,678.62 | Added and Omitted Taxes | 26,456.95 |
| PUBLIC SAFETY | | Total | 6,819,644.21 | Total Taxes Levied - ABSTRACT | 5,894,805.10 |
| Fire Protection | 32,910.56 | Prior Years Surplus Appropriated | 295,000.00 | Total Taxes Billed | 5,891,180.21 |
| Police Protection | 547,295.21 | REVENUES | 7,114,644.21 | 1985 TAXES COLLECTED | 5,831,894.31 |
| Civil Defense & Disaster Control | 750.00 | Reserve For Uncollected Taxes | 123,548.65 | 1985 Taxes Cancelled, Abated or Adjusted | 8,158.20 |
| Environmental Inspection & Control | 16,487.00 | CAPITAL OUTLAY | 4,547,352.95 | Transfer to Tax Title Liens or Foreclosed | 1,684.98 |
| Other Public Safety | | Total | | Balance Outstanding Dec. 31, 1985 | 49,442.72 |
| PUBLIC WORKS | | | | PRIOR YEARS TAXES OUTSTANDING | |
| Streets and Drainage | 225,570.00 | Public Enterprises | | Balance January 1, 1985 | 50,036.17 |
| Sewers and Sewage Processing | 48,115.77 | Recreation—Culture | | Collected in 1985 | 46,548.79 |
| Garbage and Trash Disposal | 250,675.00 | Public Works | 4,543,551.25 | Cancelled, Abated or Adjusted 1985 | 3,487.38 |
| Public Buildings and Grounds | 15,205.00 | Buildings and Grounds | 3,801.70 | Transfers to Tax Title Liens or Foreclosed | |
| Other Public Works | 25,372.56 | Library and Education | | Balance December 31, 1985 | |
| HEALTH and WELFARE | | Conservation | | TAX TITLE LIENS OUTSTANDING | |
| Health Services Except Environmental | 14,732.00 | All Other | | Balance January 1, 1985 | 5,057.46 |
| Welfare-Public Assistance | 5,906.00 | CAPITAL DEBT AUTHORIZED, DECEMBER 31, 1985 | | Transfer From Taxes | 1,684.98 |
| Hospitals, Clinics, First Aid | | ISSUED AND UNISSUED | | Redeemed in 1985 | |
| Animal, Insect, & Rodent Control | | School | 1,456,427 | Cancelled, Abated or Adjusted (1985) | |
| Other Welfare Services | | Self-liquidating | | Transfers to Foreclosed Property | |
| RECREATION and CONSERVATION | | Other | 13,059,566 | Balance December 31, 1985 | 6,742.44 |
| Beaches and Boardwalks | | Total | 14,515,993 | PROPERTY ACQUIRED BY DEED OR | |
| Parks, Playgrounds, Shade Trees | | | | FORECLOSURE | |
| Land Reclamation & Conservation | | ISSUED AND OUTSTANDING | | Balance January 1, 1985 | 42,400.00 |
| Other Recreational Services | 23,815.00 | School | 1,456,427.64 | Transfers From Taxes or Liens | |
| EDUCATION (excluding schools) | | Self-Liquidating | | Sale for Cash (1985) | |
| Libraries | 102,990.00 | Other | 9,924,466.04 | Cancelled, Abated or Adjusted (1985) | |
| Other Educational Services | | Total | 11,380,893.68 | Balance December 31, 1985 | 42,400.00 |
| STATUTORY EXPENDITURES | | EQUALIZED VALUATION BASIS | | CURRENT FINANCES DECEMBER 31, 1985 | |
| Pensions & F. I. C. A. | 133,643.50 | FOR NET DEBT COMPUTATION | 252,488,643 | ASSETS | |
| Employee Fringe Benefits | 53,715.00 | REAL PROPERTY VALUATIONS | | Cash Dec. 31, 1985 | 486,117.35 |
| Other Statutory Expenditures | | Code Class # of Parcels % VAL'N | ASSESSED VALUATION | Taxes Receivable | 49,442.72 |
| CETA And Other Public Employment Programs | | 1 Vacant Land 132 2.23 | 1,531,900.00 | Tax Title Liens | 6,742.44 |
| MUNICIPAL FUNCTIONS | 1,889,273.04 | 2 Residential 2262 90.88 | 62,436,400.00 | Foreclosed Property | 42,400.00 |
| CAPITAL IMPROVEMENTS | *MEMO* | 3 Farm 9 .37 | 258,300.00 | Emergencies & Other Deferred Charges | 60,000.00 |
| DEBT SERVICE | | 4a Commercial 47 5.33 | 3,665,000.00 | State and Federal Aid Receivable | 975.41 |
| Principal Payments | 307,000.00 | 4b Industrial 8 1.18 | 808,000.00 | Other Receivables | 10,371.42 |
| Interest Payments | 45,402.80 | 4c Apartments | | Total | 656,049.34 |
| | | Total 2458 | 68,699,600.00 | LIABILITIES, RESERVES, AND SURPLUS | |
| DEFERRED CHARGES | 44,561.21 | Land Area 3.50 Sq. Miles | | Cash Liabilities | 131,113.77 |
| SCHOOL, COUNTY, SPECIAL DISTRICT TAXES | 4,653,150.01 | Net Valuation Taxable-Municipal | 68,915,667 | Reserves for Receivables | 108,956.58 |
| RESERVE FOR UNCOLLECTED TAXES | 123,548.65 | Net Valuation Taxable-County | 254,516,379 | Surplus Dec. 31, 1985 | 415,978.99 |
| EXPENDITURES | 7,062,935.71 | State Equalized Valuation | 283,396,611 | Total | 656,049.34 |
| TOTAL | | State Equalization Ratio | 24.26 | | |

0326
Population 1980 9,050
Population 1985 9,295
S & P Rating
Moody Rating

General Tax Rate Per \$100. 1.97
State Equalized Tax Rate 1.43

NORTH HANOVER TWP. - BURLINGTON CO.
Form of Government:
Township Committee
Number of Members on Governing Body - 5

PER CAPITA:
Gross Debt 20.50
Net Debt 15.49
Debt Service 7.71
Total Tax Levy 109.46
Municipal Expenditures 130.69
PER CENT:
Gross Debt .30
Net Debt .23
Tax Levy Collected 96.30
Tax Levy Cancelled, Abated or Adjusted .05

| EXPENDITURES | | REVENUES-REALIZED | | 1985 PROPERTY TAX | |
|--|---------------------|---|-------------------|--|--------------|
| GENERAL GOVERNMENT | | | | STATE EQUALIZED TAX RATE \rightarrow | |
| Governing Body & Public Boards | | 1985 Property Taxes Collected | 978,286.05 | Local District School Taxes .40 | 274,950.00 |
| Municipal Clerk | | 1985 Payments in Lieu of Taxes | | Regional & Consolidated School Tax .44 | 307,285.65 |
| Financial Administration | 26,000.00 | Delinquent Tax & Lien Collections | 28,516.31 | School Taxes in Municipal Budget | |
| Assessment of Taxes | 10,280.00 | Business Personalty Replacement Taxes | 21,775.72 | County Taxes .56 | 390,633.33 |
| Collection of Taxes | 11,600.00 | Taxes from Public Utilities | 522,961.00 | County Library Taxes .03 | 21,862.76 |
| Planning, Housing & Development | 10,150.00 | Other Miscellaneous Tax Revenues | | Local Municipal Purpose Taxes | |
| Human Resources | | State Aid Revenues | 61,334.03 | Veteran & Senior Citizen Taxes | 17,050.00 |
| Elections | | Federal Aid Revenues | | Total Taxes for Rate Computation 1.43 | 1,011,781.74 |
| General Administration (other) | 171,720.00 | State and Local Fiscal Assistance Act Utilized | 37,544.02 | Special District Taxes | |
| JUDICIARY | | Sale of Acquired Property | | Bank Corp. Taxes | 1,984.85 |
| Municipal Courts | 46,961.00 | Other Miscellaneous Revenues | 302,872.69 | Added and Omitted Taxes | 20,754.14 |
| PUBLIC SAFETY | | Total | 1,953,289.82 | Total Taxes Levied - ABSTRACT | 1,017,470.73 |
| Fire Protection | 28,900.00 | Prior Years Surplus Appropriated | 326,000.00 | Total Taxes Billed | 1,015,883.00 |
| Police Protection | 162,812.93 | REVENUES TOTAL | 2,279,289.82 | 1985 TAXES COLLECTED | 978,286.05 |
| Civil Defense & Disaster Control | 2,950.00 | Reserve For Uncollected Taxes | 48,800.00 | 1985 Taxes Cancelled, Abated or Adjusted | 524.24 |
| Environmental Inspection & Control | 21,700.00 | | | Transfer to Tax Title Liens or Foreclosed | |
| Other Public Safety | | | | Balance Outstanding Dec. 31, 1985 | 37,072.71 |
| PUBLIC WORKS | | CAPITAL OUTLAY TOTAL | 104,794.10 | PRIOR YEARS TAXES OUTSTANDING | |
| Streets and Drainage | 175,000.00 | Public Enterprises | | Balance January 1, 1985 | 28,516.31 |
| Sewers and Sewage Processing | 5,200.00 | Recreation—Culture | | Collected in 1985 | 28,516.31 |
| Garbage and Trash Disposal | 104,000.00 | Public Works | | Cancelled, Abated or Adjusted 1985 | |
| Public Buildings and Grounds | 57,600.00 | Buildings and Grounds | 104,794.10 | Transfers to Tax Title Liens or Foreclosed | |
| Other Public Works | | Library and Education | | Balance December 31, 1985 | |
| HEALTH and WELFARE | | Conservation | | TAX TITLE LIENS OUTSTANDING | |
| Health Services Except Environmental | 2,500.00 | All Other | | Balance January 1, 1985 | |
| Welfare-Public Assistance | 8,500.00 | | | Transfer From Taxes | |
| Hospitals, Clinics, First Aid | | CAPITAL DEBT AUTHORIZED, DECEMBER 31, 1985 | | Redeemed in 1985 | |
| Animal, Insect, & Rodent Control | 500.00 | ISSUED AND UNISSUED | | Cancelled, Abated or Adjusted (1985) | |
| Other Welfare Services | | School | 46,530 | Transfers to Foreclosed Property | |
| RECREATION and CONSERVATION | | Self-liquidating | | Balance December 31, 1985 | |
| Beaches and Boardwalks | | Other | 144,000 | PROPERTY ACQUIRED BY DEED OR | |
| Parks, Playgrounds, Shade Trees | 23,200.00 | Total | 190,530 | FORECLOSURE | |
| Land Reclamation & Conservation | | | | Balance January 1, 1985 | 10,840.00 |
| Other Recreational Services | 4,500.30 | ISSUED AND OUTSTANDING | | Transfers From Taxes or Liens | |
| EDUCATION (excluding schools) | | School | 46,530.85 | Sale for Cash (1985) | |
| Libraries | 100.00 | Self-Liquidating | | Cancelled, Abated or Adjusted (1985) | |
| Other Educational Services | 40,000.00 | Other | 744,000.00 | Balance December 31, 1985 | 10,840.00 |
| STATUTORY EXPENDITURES | | Total | 790,530.85 | CURRENT FINANCES DECEMBER 31, 1985 | |
| Pensions & F. I. C. A. | 152,000.00 | EQUALIZED VALUATION BASIS | | ASSETS | |
| Employee Fringe Benefits | 25,000.00 | FOR NET DEBT COMPUTATION | 63,101,584 | Cash Dec. 31, 1985 | 1,414,915.34 |
| Other Statutory Expenditures | 2,500.00 | REAL PROPERTY VALUATIONS | | Taxes Receivable | 37,072.71 |
| CETA And Other Public Employment Programs | | Code Class # of Parcels % VAL'N | | Tax Title Liens | |
| MUNICIPAL FUNCTIONS TOTAL | 1,093,674.23 | 1 Vacant Land 166 4.52 | 2,261,160.00 | Foreclosed Property | 10,840.00 |
| CAPITAL IMPROVEMENTS *MEMO* | 50,000.00 | 2 Residential 552 56.01 | 28,003,960.00 | Emergencies & Other Deferred Charges | 6,500.00 |
| DEBT SERVICE | | 3 Farm 237 13.73 | 6,865,460.00 | State and Federal Aid Receivable | 804.97 |
| Principal Payments | 61,000.00 | 4a Commercial 57 18.45 | 9,224,990.00 | Other Receivables | 11,795.03 |
| Interest Payments | 10,658.81 | 4b Industrial | | Total | 1,481,928.05 |
| | | 4c Apartments 9 7.28 | 3,641,730.00 | LIABILITIES, RESERVES, AND SURPLUS | |
| | | Total 1021 | 49,997,300.00 | Cash Liabilities | 370,588.87 |
| DEFERRED CHARGES | 646.50 | Land Area 17.38 Sq. Miles | | Reserves for Receivables | 59,707.74 |
| SCHOOL, COUNTY, SPECIAL DISTRICT TAXES | 994,731.74 | Net Valuation Taxable-Municipal | 50,616,926 | Surplus Dec. 31, 1985 | 1,051,631.44 |
| RESERVE FOR UNCOLLECTED TAXES | 48,800.00 | Net Valuation Taxable-County | 65,277,102 | Total | 1,481,928.05 |
| EXPENDITURES TOTAL | 2,209,511.28 | State Equalized Valuation | 69,306,671 | | |
| | | State Equalization Ratio | 72.79 | | |

1814
 Population 1980 **19,108**
 Population 1985 **18,212**
 S & P Rating
 Moody Rating **A**

General Tax Rate Per \$100.
4.46
 State Equalized Tax Rate
2.69

NORTH PLAINFIELD BORO. - SOMERSET CO.
Form of Government:
Mayor-Council Plan E (OMCL 50)
Number of Members on Governing Body - 7

| | | | |
|------------------------|---------------|--|--------------|
| PER CAPITA: | | PER CENT: | |
| Gross Debt | 327.26 | Gross Debt | 1.44 |
| Net Debt | 259.16 | Net Debt | 1.14 |
| Debt Service | 34.87 | Tax Levy Collected | 97.90 |
| Total Tax Levy | 670.46 | Tax Levy Cancelled, Abated or Adjusted | .02 |
| Municipal Expenditures | 316.40 | | |

| EXPENDITURES | | REVENUES-REALIZED | | 1985 PROPERTY TAX | |
|---|----------------------|--|-----------------------|--|----------------------|
| GENERAL GOVERNMENT | | | | STATE EQUALIZED TAX RATE | |
| Governing Body & Public Boards | | 1985 Property Taxes Collected | 11,926,049.27 | Local District School Taxes | 1.53 |
| Municipal Clerk | | 1985 Payments in Lieu of Taxes | | Regional & Consolidated School Tax | |
| Financial Administration | 76,920.48 | Delinquent Tax & Lien Collections | 300,935.52 | School Taxes in Municipal Budget | |
| Assessment of Taxes | 18,225.00 | Business Personalty Replacement Taxes | 142,670.68 | County Taxes | .46 |
| Collection of Taxes | | Taxes from Public Utilities | 915,060.00 | County Library Taxes | .04 |
| Planning, Housing & Development | 24,875.00 | Other Miscellaneous Tax Revenues | | Local Municipal Purpose Taxes | .65 |
| Human Resources | 28,100.00 | State Aid Revenues | 471,250.54 | Veteran & Senior Citizen Taxes | |
| Elections | | Federal Aid Revenues | | Total Taxes for Rate Computation | 2.68 |
| General Administration (other) | 587,465.11 | State and Local Fiscal Assistance Act Utilized | 117,566.24 | Special District Taxes | |
| JUDICIARY | | Sale of Acquired Property | | Bank Corp. Taxes | 40,306.07 |
| Municipal Courts | 89,550.00 | Other Miscellaneous Revenues | 591,413.71 | Added and Omitted Taxes | 21,041.08 |
| PUBLIC SAFETY | | Total | 14,464,945.96 | Total Taxes Levied - ABSTRACT | 12,210,378.52 |
| Fire Protection | 912,050.00 | Prior Years Surplus Appropriated | 350,000.00 | Total Taxes Billed | 12,181,788.62 |
| Police Protection | 1,401,078.89 | REVENUES TOTAL | 14,814,945.96 | 1985 TAXES COLLECTED | 11,926,049.27 |
| Civil Defense & Disaster Control | 3,000.00 | Reserve For Uncollected Taxes | 460,340.81 | 1985 Taxes Cancelled, Abated or Adjusted | 2,226.28 |
| Environmental Inspection & Control | 41,000.00 | | | Transfer to Tax Title Liens or Foreclosed | 12,639.64 |
| Other Public Safety | | CAPITAL OUTLAY TOTAL | 466,318.34 | Balance Outstanding Dec. 31, 1985 | 240,873.43 |
| PUBLIC WORKS | | | | PRIOR YEARS TAXES OUTSTANDING | |
| Streets and Drainage | 723,375.02 | Public Enterprises | | Balance January 1, 1985 | 265,260.49 |
| Sewers and Sewage Processing | | Recreation—Culture | | Collected in 1985 | 265,260.49 |
| Garbage and Trash Disposal | | Public Works | 366,878.44 | Cancelled, Abated or Adjusted 1985 | |
| Public Buildings and Grounds | 46,500.00 | Buildings and Grounds | 99,439.90 | Transfers to Tax Title Liens or Foreclosed | |
| Other Public Works | | Library and Education | | Balance December 31, 1985 | |
| HEALTH and WELFARE | | Conservation | | TAX TITLE LIENS OUTSTANDING | |
| Health Services Except Environmental | 71,788.34 | All Other | | Balance January 1, 1985 | 99,268.85 |
| Welfare-Public Assistance | 32,500.00 | CAPITAL DEBT AUTHORIZED, DECEMBER 31, 1985 | | Transfer From Taxes | 12,639.64 |
| Hospitals, Clinics, First Aid | | ISSUED AND UNISSUED | | Redeemed in 1985 | 35,675.03 |
| Animal, Insect, & Rodent Control | | School | 1,211,000 | Cancelled, Abated or Adjusted (1985) | |
| Other Welfare Services | 100.00 | Self-liquidating | 4,749,075 | Transfers to Foreclosed Property | |
| RECREATION and CONSERVATION | | Other | 5,960,075 | Balance December 31, 1985 | 76,233.46 |
| Beaches and Boardwalks | | Total | 5,960,075 | PROPERTY ACQUIRED BY DEED OR | |
| Parks, Playgrounds, Shade Trees | 5,000.00 | ISSUED AND OUTSTANDING | | FORECLOSURE | |
| Land Reclamation & Conservation | | School | 1,211,000.00 | Balance January 1, 1985 | 337,366.66 |
| Other Recreational Services | 50,250.00 | Self-Liquidating | | Transfers From Taxes or Liens | |
| EDUCATION (excluding schools) | | Other | 3,047,000.00 | Sale for Cash (1985) | |
| Libraries | 42,225.00 | Total | 4,258,000.00 | Cancelled, Abated or Adjusted (1985) | |
| Other Educational Services | | EQUALIZED VALUATION BASIS | | Balance December 31, 1985 | 337,366.66 |
| STATUTORY EXPENDITURES | | FOR NET DEBT COMPUTATION | 413,121,314 | CURRENT FINANCES DECEMBER 31, 1985 | |
| Pensions & F. I. C. A. | 498,900.00 | REAL PROPERTY VALUATIONS | | ASSETS | |
| Employee Fringe Benefits | | Code Class # of Parcels % VAL'N | | Cash Dec. 31, 1985 | 977,381.95 |
| Other Statutory Expenditures | 100.00 | 1 Vacant Land 134 .51 | 1,381,100.00 | Taxes Receivable | 240,873.43 |
| CETA And Other Public Employment Programs | | 2 Residential 4464 75.77 | 205,642,100.00 | Tax Title Liens | 76,233.46 |
| MUNICIPAL FUNCTIONS TOTAL | 4,653,002.84 | 3 Farm | | Foreclosed Property | 337,366.66 |
| CAPITAL IMPROVEMENTS *MEMO* | 58,000.00 | 4a Commercial 218 12.78 | 34,686,300.00 | Emergencies & Other Deferred Charges | 728.45 |
| DEBT SERVICE | | 4b Industrial 4 .22 | 606,300.00 | State and Federal Aid Receivable | 171.40 |
| Principal Payments | 313,450.00 | 4c Apartments 25 10.72 | 29,093,500.00 | Other Receivables | 76,818.29 |
| Interest Payments | 321,623.29 | Total 4845 | 271,409,300.00 | Total | 1,709,573.64 |
| DEFERRED CHARGES | 13,778.00 | Land Area 2.70 Sq. Miles | | LIABILITIES, RESERVES, AND SURPLUS | |
| SCHOOL, COUNTY, SPECIAL DISTRICT TAXES | 9,190,954.56 | Net Valuation Taxable-Municipal | 272,662,501 | Cash Liabilities | 421,623.53 |
| RESERVE FOR UNCOLLECTED TAXES | 460,340.81 | Net Valuation Taxable-County | 415,666,869 | Reserves for Receivables | 731,291.84 |
| EXPENDITURES TOTAL | 14,953,149.50 | State Equalized Valuation | 451,949,481 | Surplus Dec. 31, 1985 | 556,658.27 |
| | | State Equalization Ratio | 60.22 | Total | 1,709,573.64 |

0507
Population 1980 4,714
Population 1985 5,027
S & P Rating
Moody Rating BAA1

General Tax Rate Per \$100.
1.95
State Equalized Tax Rate
1.72

NORTH WILDWOOD CITY – CAPE MAY CO.
Form of Government:
City Charter Act (P.L. 1899 c. 52)
Number of Members on Governing Body – 7

PER CAPITA:
Gross Debt 1,161.14
Net Debt 1,158.13
Debt Service 158.58
Total Tax Levy 1,518.47
Municipal Expenditures 1,353.07
PER CENT:
Gross Debt 1.42
Net Debt 1.42
Tax Levy Collected 91.64
Tax Levy Cancelled, Abated or Adjusted .04

| EXPENDITURES | | REVENUES-REALIZED | | 1985 PROPERTY TAX | |
|---|---------------|--|--------------------|--|--------------|
| GENERAL GOVERNMENT | | | | STATE EQUALIZED TAX RATE | |
| Governing Body & Public Boards | | 1985 Property Taxes Collected | 6,981,121.30 | Local District School Taxes | 1,724,495.00 |
| Municipal Clerk | | 1985 Payments in Lieu of Taxes | | Regional & Consolidated School Tax | |
| Financial Administration | 81,871.47 | Delinquent Tax & Lien Collections | 1,071,181.81 | School Taxes in Municipal Budget | |
| Assessment of Taxes | 37,439.07 | Business Personalty Replacement Taxes | 98,178.96 | County Taxes | 1,757,809.18 |
| Collection of Taxes | 78,457.59 | Taxes from Public Utilities | 437,794.00 | County Library Taxes | 105,133.21 |
| Planning, Housing & Development | 7,899.55 | Other Miscellaneous Tax Revenues | | Local Municipal Purpose Taxes | 3,916,101.45 |
| Human Resources | | State Aid Revenues | 32,479.31 | Veteran & Senior Citizen Taxes | 103,350.00 |
| Elections | 1,000.00 | Federal Aid Revenues | | Total Taxes for Rate Computation | 7,606,888.84 |
| General Administration (other) | 729,758.74 | State and Local Fiscal Assistance Act Utilized | 136,193.00 | Special District Taxes | |
| JUDICIARY | | Sale of Acquired Property | | Bank Corp. Taxes | 17,937.34 |
| Municipal Courts | 81,768.70 | Other Miscellaneous Revenues | 1,583,008.53 | Added and Omitted Taxes | 111,897.34 |
| PUBLIC SAFETY | | Total | 10,339,956.91 | Total Taxes Levied - ABSTRACT | 7,633,373.52 |
| Fire Protection | 311,148.99 | Prior Years Surplus Appropriated | 450,000.00 | Total Taxes Billed | 7,617,619.74 |
| Police Protection | 1,045,681.58 | REVENUES TOTAL | 10,789,956.91 | 1985 TAXES COLLECTED | 6,981,121.30 |
| Civil Defense & Disaster Control | 5,733.00 | Reserve For Uncollected Taxes | 919,970.71 | 1985 Taxes Cancelled, Abated or Adjusted | 2,752.12 |
| Environmental Inspection & Control | 97,997.35 | CAPITAL OUTLAY TOTAL | 148,940.82 | Transfer to Tax Title Lien or Foreclosed | 33,156.08 |
| Other Public Safety | | | | Balance Outstanding Dec. 31, 1985 | 600,590.24 |
| PUBLIC WORKS | | | | PRIOR YEARS TAXES OUTSTANDING | |
| Streets and Drainage | 667,908.80 | Public Enterprises | | Balance January 1, 1985 | 1,089,200.26 |
| Sewers and Sewage Processing | 517,259.97 | Recreation—Culture | 311.40 | Collected in 1985 | 1,057,111.80 |
| Garbage and Trash Disposal | 270,000.00 | Public Works | 106,910.09 | Cancelled, Abated or Adjusted 1985 | 3,709.86 |
| Public Buildings and Grounds | 71,693.53 | Buildings and Grounds | 41,719.33 | Transfers to Tax Title Liens or Foreclosed | 1,214.53 |
| Other Public Works | 41,311.20 | Library and Education | | Balance December 31, 1985 | 27,164.07 |
| HEALTH and WELFARE | | Conservation | | TAX TITLE LIENS OUTSTANDING | |
| Health Services Except Environmental | 11,661.93 | All Other | | Balance January 1, 1985 | 55,640.85 |
| Welfare-Public Assistance | 2,000.00 | CAPITAL DEBT AUTHORIZED, DECEMBER 31, 1985 | | Transfer From Taxes | 34,653.09 |
| Hospitals, Clinics, First Aid | | ISSUED AND UNISSUED | | Redeemed in 1985 | 14,070.01 |
| Animal, Insect, & Rodent Control | 4,855.76 | School | | Cancelled, Abated or Adjusted (1985) | |
| Other Welfare Services | | Self-liquidating | | Transfers to Foreclosed Property | |
| RECREATION and CONSERVATION | | Other | 5,837,034 | Balance December 31, 1985 | 76,223.93 |
| Beaches and Boardwalks | 195,540.00 | Total | 5,837,034 | PROPERTY ACQUIRED BY DEED OR FORECLOSURE | |
| Parks, Playgrounds, Shade Trees | | ISSUED AND OUTSTANDING | | Balance January 1, 1985 | 198,295.50 |
| Land Reclamation & Conservation | 106,284.00 | School | | Transfers From Taxes or Liens | |
| Other Recreational Services | | Self-Liquidating | | Sale for Cash (1985) | |
| EDUCATION (excluding schools) | | Other | | Cancelled, Abated or Adjusted (1985) | 166,400.00 |
| Libraries | | Total | 4,300,000.00 | Balance December 31, 1985 | 31,895.50 |
| Other Educational Services | | EQUALIZED VALUATION BASIS | | CURRENT FINANCES DECEMBER 31, 1985 | |
| STATUTORY EXPENDITURES | | FOR NET DEBT COMPUTATION | 410,326,556 | ASSETS | |
| Pensions & F. I. C. A. | 365,120.78 | REAL PROPERTY VALUATIONS | | Cash Dec. 31, 1985 | 1,777,600.83 |
| Employee Fringe Benefits | 261,450.00 | Code Class # of Parcels % VAL'N | ASSESSED VALUATION | Taxes Receivable | 627,754.31 |
| Other Statutory Expenditures | 23,000.00 | 1 Vacant Land 317 2.64 | 10,130,786.00 | Tax Title Liens | 76,223.93 |
| CETA And Other Public Employment Programs | | 2 Residential 4001 60.66 | 232,525,709.00 | Foreclosed Property | 31,895.50 |
| MUNICIPAL FUNCTIONS TOTAL | 5,016,842.01 | 3 Farm | | Emergencies & Other Deferred Charges | 135,598.00 |
| CAPITAL IMPROVEMENTS *MEMO* | 30,000.00 | 4a Commercial 385 30.17 | 115,659,950.00 | State and Federal Aid Receivable | |
| DEBT SERVICE | | 4b Industrial 1 .07 | 284,500.00 | Other Receivables | 9,811.34 |
| Principal Payments | 415,000.00 | 4c Apartments 148 6.45 | 24,720,400.00 | Total | 2,658,883.91 |
| Interest Payments | 382,182.50 | Total 4852 | 383,321,345.00 | LIABILITIES, RESERVES, AND SURPLUS | |
| DEFERRED CHARGES | 67,866.89 | Land Area 1.70 Sq. Miles | | Cash Liabilities | 295,863.88 |
| SCHOOL, COUNTY, SPECIAL DISTRICT TAXES | 3,587,437.39 | Net Valuation Taxable-Municipal | 384,223,064 | Reserves for Receivables | 743,373.74 |
| RESERVE FOR UNCOLLECTED TAXES | 919,970.71 | Net Valuation Taxable-County | 421,255,703 | Surplus Dec. 31, 1985 | 1,619,646.29 |
| EXPENDITURES TOTAL | 10,389,299.50 | State Equalized Valuation | 434,229,036 | Total | 2,658,883.91 |
| | | State Equalization Ratio | 88.46 | | |

0118
 Population 1980 **7,795**
 Population 1985 **7,671**
 S & P Rating
 Moody Rating **BAA1**
 General Tax Rate Per \$100. **4.43**
 State Equalized Tax Rate **2.58**

NORTHFIELD CITY - ATLANTIC COUNTY
Form of Government:
City Charter Act (P.L. 1897 c. 30)
Number of Members on Governing Body - 7

PER CAPITA:
 Gross Debt **601.04**
 Net Debt **582.71**
 Debt Service **91.00**
 Total Tax Levy **903.68**
 Municipal Expenditures **490.68**
 PER CENT:
 Gross Debt **1.83**
 Net Debt **1.77**
 Tax Levy Collected **96.53**
 Tax Levy Cancelled, Abated or Adjusted **.07**

| EXPENDITURES | | REVENUES-REALIZED | | 1985 PROPERTY TAX | |
|---|---------------------|---|-----------------------|--|---------------------|
| GENERAL GOVERNMENT | | | | STATE EQUALIZED TAX RATE | |
| Governing Body & Public Boards | | 1985 Property Taxes Collected | 6,669,795.62 | Local District School Taxes | .86 |
| Municipal Clerk | | 1985 Payments in Lieu of Taxes | | Regional & Consolidated School Tax | .55 |
| Financial Administration | 39,224.00 | Delinquent Tax & Lien Collections | 226,956.56 | School Taxes in Municipal Budget | .01 |
| Assessment of Taxes | 8,736.92 | Business Personalty Replacement Taxes | 93,912.60 | County Taxes | .47 |
| Collection of Taxes | 35,983.01 | Taxes from Public Utilities | 492,343.00 | County Library Taxes | .03 |
| Planning, Housing & Development | 44,389.00 | Other Miscellaneous Tax Revenues | | Local Municipal Purpose Taxes | .66 |
| Human Resources | 2,000.00 | State Aid Revenues | 69,423.22 | Veteran & Senior Citizen Taxes | |
| Elections | 4,000.00 | Federal Aid Revenues | | Total Taxes for Rate Computation | 2.58 |
| General Administration (other) | 254,576.13 | State and Local Fiscal Assistance Act Utilized | 30,770.00 | Special District Taxes | |
| JUDICIARY | | Sale of Acquired Property | | Bank Corp. Taxes | 23,168.38 |
| Municipal Courts | 43,655.00 | Other Miscellaneous Revenues | 901,948.08 | Added and Omitted Taxes | 141,716.92 |
| PUBLIC SAFETY | | Total | 8,485,149.08 | Total Taxes Levied - ABSTRACT | 6,932,165.74 |
| Fire Protection | 227,106.34 | Prior Years Surplus Appropriated | 215,000.00 | Total Taxes Billed | 6,909,705.52 |
| Police Protection | 719,238.08 | REVENUES TOTAL | 8,700,149.08 | 1985 TAXES COLLECTED | 6,669,795.62 |
| Civil Defense & Disaster Control | 2,504.00 | Reserve For Uncollected Taxes | 269,329.19 | 1985 Taxes Cancelled, Abated or Adjusted | 4,944.01 |
| Environmental Inspection & Control | 27,470.66 | | | Transfer to Tax Title Liens or Foreclosed | 18,384.76 |
| Other Public Safety | | | | Balance Outstanding Dec. 31, 1985 | 216,581.13 |
| PUBLIC WORKS | | CAPITAL OUTLAY TOTAL | 106,334.45 | PRIOR YEARS TAXES OUTSTANDING | |
| Streets and Drainage | 368,334.00 | Public Enterprises | | Balance January 1, 1985 | 236,267.76 |
| Sewers and Sewage Processing | 288,081.00 | Recreation—Culture | 4,502.50 | Collected in 1985 | 226,956.56 |
| Garbage and Trash Disposal | 156,000.00 | Public Works | 99,705.70 | Cancelled, Abated or Adjusted 1985 | .87 |
| Public Buildings and Grounds | 101,859.47 | Buildings and Grounds | 2,126.25 | Transfers to Tax Title Liens or Foreclosed | 5,283.51 |
| Other Public Works | 39,200.00 | Library and Education | | Balance December 31, 1985 | 4,026.82 |
| HEALTH and WELFARE | | Conservation | | TAX TITLE LIENS OUTSTANDING | |
| Health Services Except Environmental | | All Other | | Balance January 1, 1985 | 24,212.43 |
| Welfare-Public Assistance | 1,487.00 | | | Transfer From Taxes | 24,094.30 |
| Hospitals, Clinics, First Aid | | CAPITAL DEBT AUTHORIZED, DECEMBER 31, 1985 | | Redeemed in 1985 | |
| Animal, Insect, & Rodent Control | 6,000.00 | ISSUED AND UNISSUED | | Cancelled, Abated or Adjusted (1985) | |
| Other Welfare Services | | School | 140,558 | Transfers to Foreclosed Property | |
| RECREATION and CONSERVATION | | Self-liquidating | 4,470,000 | Balance December 31, 1985 | 48,306.73 |
| Beaches and Boardwalks | | Other | 4,610,558 | PROPERTY ACQUIRED BY DEED OR | |
| Parks, Playgrounds, Shade Trees | 33,414.39 | Total | 4,470,000 | FORECLOSURE | |
| Land Reclamation & Conservation | 20,300.00 | ISSUED AND OUTSTANDING | | Balance January 1, 1985 | 19,233.50 |
| Other Recreational Services | | School | 140,558.00 | Transfers From Taxes or Liens | |
| EDUCATION (excluding schools) | | Self-Liquidating | 4,466,000.00 | Sale for Cash (1985) | |
| Libraries | 25,008.00 | Other | 4,606,558.00 | Cancelled, Abated or Adjusted (1985) | |
| Other Educational Services | | Total | 4,606,558.00 | Balance December 31, 1985 | 19,233.50 |
| STATUTORY EXPENDITURES | | EQUALIZED VALUATION BASIS | | CURRENT FINANCES DECEMBER 31, 1985 | |
| Pensions & F. I. C. A. | 188,247.00 | FOR NET DEBT COMPUTATION | 252,231,218 | ASSETS | |
| Employee Fringe Benefits | 122,289.79 | REAL PROPERTY VALUATIONS | | Cash Dec. 31, 1985 | 655,946.32 |
| Other Statutory Expenditures | 11,500.00 | Code Class # of Parcels % VAL'N | | Taxes Receivable | 220,607.95 |
| CETA And Other Public Employment Programs | | 1 Vacant Land 354 5.22 | 7,940,600.00 | Tax Title Liens | 48,306.73 |
| MUNICIPAL FUNCTIONS | | 2 Residential 2540 71.71 | 108,997,600.00 | Foreclosed Property | 19,233.50 |
| CAPITAL IMPROVEMENTS | *MEMO* | 3 Farm 7 .18 | 280,100.00 | Emergencies & Other Deferred Charges | 35,000.00 |
| DEBT SERVICE | | 4a Commercial 162 22.74 | 34,571,600.00 | State and Federal Aid Receivable | 3,947.98 |
| Principal Payments | 355,000.00 | 4b Industrial 1 .07 | 103,600.00 | Other Receivables | 75,506.42 |
| Interest Payments | 343,080.00 | 4c Apartments 2 .07 | 107,900.00 | Total | 1,058,548.90 |
| TYPE I SCHL DEBT *MEMO | 31,127.50 | Total 3066 | 152,001,400.00 | LIABILITIES, RESERVES, AND SURPLUS | |
| DEFERRED CHARGES | 26,000.00 | Land Area 3.50 Sq. Miles | | Cash Liabilities | 332,648.45 |
| SCHOOL, COUNTY, SPECIAL DISTRICT TAXES | 5,040,178.15 | Net Valuation Taxable-Municipal | 152,810,722 | Reserves for Receivables | 363,654.60 |
| RESERVE FOR UNCOLLECTED TAXES | 269,329.19 | Net Valuation Taxable-County | 256,055,373 | Surplus Dec. 31, 1985 | 362,245.85 |
| EXPENDITURES | | State Equalized Valuation | 261,890,394 | Total | 1,058,548.90 |
| TOTAL | 8,804,191.13 | State Equalization Ratio | 58.22 | | |

1985/3000

* ABOVE DEBT SERVICE INCLUDES TYPE I SCHOOL DEBT

*Includes County Health Service Taxes or County Vocational School Taxes. See Table 13.

0240
Population 1980 5,046
Population 1985 5,022
S & P Rating
Moody Rating A

General Tax Rate Per \$100.

4.44

State Equalized Tax Rate

2.21

NORTHVALE BOROUGH – BERGEN COUNTY

Form of Government:

Borough Council

Number of Members on Governing Body – 6

PER CAPITA:

Gross Debt 483.42

Net Debt 465.58

Debt Service 92.05

Total Tax Levy 1,260.19

Municipal Expenditures 514.57

PER CENT:

Gross Debt .91

Net Debt .87

Tax Levy Collected 98.51

Tax Levy Cancelled, Abated or Adjusted .57

| EXPENDITURES | | REVENUES-REALIZED | | 1985 PROPERTY TAX | |
|---|--------------|--|----------------|--|--------------|
| GENERAL GOVERNMENT | | | | STATE EQUALIZED TAX RATE | |
| Governing Body & Public Boards | | 1985 Property Taxes Collected | 6,257,035.81 | Local District School Taxes .68 | 1,956,911.50 |
| Municipal Clerk | | 1985 Payments in Lieu of Taxes | | Regional & Consolidated School Tax .60 | 1,724,710.13 |
| Financial Administration | 12,700.00 | Delinquent Tax & Lien Collections | 61,823.95 | School Taxes in Municipal Budget | |
| Assessment of Taxes | 67,570.00 | Business Personalty Replacement Taxes | 205,392.68 | County Taxes .41 | 1,163,297.22 |
| Collection of Taxes | 32,920.00 | Taxes from Public Utilities | 367,787.00 | County Library Taxes | |
| Planning, Housing & Development | 26,025.00 | Other Miscellaneous Tax Revenues | | Local Municipal Purpose Taxes .51 | 1,469,262.37 |
| Human Resources | 10,103.69 | State Aid Revenues | 54,834.66 | Veteran & Senior Citizen Taxes | 51,500.00 |
| Elections | 1,400.00 | Federal Aid Revenues | | Total Taxes for Rate Computation 2.20 | 6,365,681.22 |
| General Administration (other) | 254,842.94 | State and Local Fiscal Assistance Act Utilized | 68,986.00 | Special District Taxes | |
| JUDICIARY | | State and Local Fiscal Assistance Act Utilized | | Bank Corp. Taxes | 14,474.56 |
| Municipal Courts | 30,875.00 | Sale of Acquired Property | | Added and Omitted Taxes | |
| PUBLIC SAFETY | | Other Miscellaneous Revenues | 250,401.60 | Total Taxes Levied - ABSTRACT | 6,328,655.78 |
| Fire Protection | 78,775.00 | Total | 7,266,261.70 | Total Taxes Billed | 6,351,650.08 |
| Police Protection | 478,500.00 | Prior Years Surplus Appropriated | 124,813.00 | 1985 TAXES COLLECTED | 6,257,035.81 |
| Civil Defense & Disaster Control | 800.00 | REVENUES TOTAL | 7,391,074.70 | 1985 Taxes Cancelled, Abated or Adjusted | 36,217.08 |
| Environmental Inspection & Control | 27,700.00 | Reserve For Uncollected Taxes | 154,948.37 | Transfer to Tax Title Liens or Foreclosed | 461.76 |
| Other Public Safety | | CAPITAL OUTLAY TOTAL | 74,684.62 | Balance Outstanding Dec. 31, 1985 | 57,935.43 |
| PUBLIC WORKS | | | | PRIOR YEARS TAXES OUTSTANDING | |
| Streets and Drainage | 216,105.83 | Public Enterprises | | Balance January 1, 1985 | 73,890.27 |
| Sewers and Sewage Processing | 148,227.20 | Recreation—Culture | | Collected in 1985 | 61,823.95 |
| Garbage and Trash Disposal | 281,404.00 | Public Works | 46,204.62 | Cancelled, Abated or Adjusted 1985 | |
| Public Buildings and Grounds | 6,145.87 | Buildings and Grounds | 28,480.00 | Transfers to Tax Title Liens or Foreclosed | |
| Other Public Works | 21,300.00 | Library and Education | | Balance December 31, 1985 | 12,066.32 |
| HEALTH and WELFARE | | Conservation | | TAX TITLE LIENS OUTSTANDING | |
| Health Services Except Environmental | 22,727.00 | All Other | | Balance January 1, 1985 | 834.11 |
| Welfare-Public Assistance | 3,660.00 | CAPITAL DEBT AUTHORIZED, DECEMBER 31, 1985 | | Transfer From Taxes | 461.76 |
| Hospitals, Clinics, First Aid | | ISSUED AND UNISSUED | | Redeemed in 1985 | |
| Animal, Insect, & Rodent Control | | School | 82,996 | Cancelled, Abated or Adjusted (1985) | |
| Other Welfare Services | | Self-liquidating | | Transfers to Foreclosed Property | |
| RECREATION and CONSERVATION | | Other | 2,344,763 | Balance December 31, 1985 | 1,295.87 |
| Beaches and Boardwalks | | Total | 2,427,760 | PROPERTY ACQUIRED BY DEED OR | |
| Parks, Playgrounds, Shade Trees | | | | FORECLOSURE | |
| Land Reclamation & Conservation | | ISSUED AND OUTSTANDING | | Balance January 1, 1985 | 6,635.00 |
| Other Recreational Services | 17,625.00 | School | 82,996.60 | Transfers From Taxes or Liens | |
| EDUCATION (excluding schools) | | Self-liquidating | | Sale for Cash (1985) | |
| Libraries | 29,000.00 | Other | 2,123,000.00 | Cancelled, Abated or Adjusted (1985) | |
| Other Educational Services | | Total | 2,205,996.60 | Balance December 31, 1985 | 6,635.00 |
| STATUTORY EXPENDITURES | | EQUALIZED VALUATION BASIS | | CURRENT FINANCES DECEMBER 31, 1985 | |
| Pensions & F. I. C. A. | 127,601.17 | FOR NET DEBT COMPUTATION | 267,903,759 | ASSETS | |
| Employee Fringe Benefits | 48,085.00 | REAL PROPERTY VALUATIONS | | Cash Dec. 31, 1985 | 314,177.87 |
| Other Statutory Expenditures | | Code Class # of Parcels % VAL'N | | Taxes Receivable | 70,001.75 |
| CETA And Other Public Employment Programs | | 1 Vacant Land 103 1.36 | 1,938,990.00 | Tax Title Liens | 1,295.87 |
| MUNICIPAL FUNCTIONS TOTAL | 1,944,092.70 | 2 Residential 1376 51.95 | 73,895,000.00 | Foreclosed Property | 6,635.00 |
| CAPITAL IMPROVEMENTS *MEMO* | 13,500.00 | 3 Farm | | Emergencies & Other Deferred Charges | 62,710.27 |
| DEBT SERVICE | | 4a Commercial 78 13.62 | 19,378,950.00 | State and Federal Aid Receivable | 2,316.96 |
| Principal Payments | 327,000.00 | 4b Industrial 50 33.06 | 47,019,907.00 | Other Receivables | 37,326.84 |
| Interest Payments | 135,269.25 | 4c Apartments | | Total | 494,464.56 |
| | | Total 1607 | 142,232,847.00 | LIABILITIES, RESERVES, AND SURPLUS | |
| DEFERRED CHARGES | 22,861.51 | Land Area 1.30 Sq. Miles | | Cash Liabilities | 179,312.24 |
| SCHOOL, COUNTY, SPECIAL DISTRICT TAXES | 4,844,918.85 | Net Valuation Taxable-Municipal | 142,529,688 | Reserves for Receivables | 105,155.77 |
| RESERVE FOR UNCOLLECTED TAXES | 154,948.37 | Net Valuation Taxable-County | 287,997,293 | Surplus Dec. 31, 1985 | 209,996.55 |
| EXPENDITURES TOTAL | 7,429,090.68 | State Equalized Valuation | 285,619,467 | Total | 494,464.56 |
| | | State Equalization Ratio | 49.85 | | |

| | | | |
|------------------------|----------|---|-------|
| PER CAPITA: | | PER CENT: | |
| Gross Debt | 724.48 | Gross Debt | 1.40 |
| Net Debt | 679.28 | Net Debt | 1.31 |
| Debt Service | 64.21 | Tax Levy Collected | 96.20 |
| Total Tax Levy | 1,159.23 | Tax Levy Cancelled, Abated or Adjusted | .23 |
| Municipal Expenditures | 500.16 | | |

1985/3000

0716
Population 1980 28,998
Population 1985 29,216
S & P Rating A+
Moody Rating A1

General Tax Rate Per \$100. 5.96
State Equalized Tax Rate 3.13

NUTLEY TOWNSHIP – ESSEX COUNTY
Form of Government:
Commission (1911)
Number of Members on Governing Body – 5

PER CAPITA:
Gross Debt 227.31
Net Debt 197.97
Debt Service 22.05
Total Tax Levy 1,005.53
Municipal Expenditures 430.31
PER CENT:
Gross Debt .78
Net Debt .68
Tax Levy Collected 98.33
Tax Levy Cancelled, Abated or Adjusted .60

| EXPENDITURES | | REVENUES-REALIZED | | 1985 PROPERTY TAX | |
|---|---------------|--|---------------|--|--------------------|
| GENERAL GOVERNMENT | | | | STATE EQUALIZED TAX RATE | |
| Governing Body & Public Boards | 7,700.00 | 1985 Property Taxes Collected | 28,873,944.80 | Local District School Taxes | 1.36 12,771,066.00 |
| Municipal Clerk | 84,200.00 | 1985 Payments in Lieu of Taxes | 67,030.40 | Regional & Consolidated School Tax | |
| Financial Administration | 145,542.00 | Delinquent Tax & Lien Collections | 431,267.75 | School Taxes in Municipal Budget | |
| Assessment of Taxes | 92,328.00 | Business Personalty Replacement Taxes | 600,198.99 | County Taxes | .99 9,315,815.58 |
| Collection of Taxes | 88,974.00 | Taxes from Public Utilities | 1,781,919.00 | County Library Taxes | |
| Planning, Housing & Development | 32,171.00 | Other Miscellaneous Tax Revenues | | Local Municipal Purpose Taxes | .77 7,203,690.12 |
| Human Resources | 76,856.00 | State Aid Revenues | 373,338.39 | Veteran & Senior Citizen Taxes | 328,950.00 |
| Elections | | Federal Aid Revenues | | Total Taxes for Rate Computation | 3.12 29,619,521.70 |
| General Administration (other) | 793,202.61 | State and Local Fiscal Assistance Act Utilized | 503,558.00 | Special District Taxes | |
| JUDICIARY | | Sale of Acquired Property | | Bank Corp. Taxes | 50,511.39 |
| Municipal Courts | 81,025.15 | Other Miscellaneous Revenues | 1,033,423.09 | Added and Omitted Taxes | 36,340.72 |
| PUBLIC SAFETY | | Total | 33,664,680.42 | Total Taxes Levied - ABSTRACT | 29,377,423.81 |
| Fire Protection | 968,359.78 | Prior Years Surplus Appropriated | 1,000,000.00 | Total Taxes Billed | 29,364,690.16 |
| Police Protection | 2,575,821.48 | REVENUES TOTAL | 34,664,680.42 | 1985 TAXES COLLECTED | 28,873,944.80 |
| Civil Defense & Disaster Control | 20,724.41 | Reserve For Uncollected Taxes | 1,182,516.13 | 1985 Taxes Cancelled, Abated or Adjusted | 176,950.30 |
| Environmental Inspection & Control | 124,593.87 | | | Transfer to Tax Title Liens or Foreclosed | 15,996.64 |
| Other Public Safety | 5,937.07 | CAPITAL OUTLAY TOTAL | 733,546.74 | Balance Outstanding Dec. 31, 1985 | 297,798.42 |
| PUBLIC WORKS | | | | PRIOR YEARS TAXES OUTSTANDING | |
| Streets and Drainage | 650,600.00 | Public Enterprises | | Balance January 1, 1985 | 421,993.73 |
| Sewers and Sewage Processing | 1,197,814.62 | Recreation—Culture | 31,074.38 | Collected in 1985 | 407,937.73 |
| Garbage and Trash Disposal | 713,448.00 | Public Works | 702,472.36 | Cancelled, Abated or Adjusted 1985 | 8,479.05 |
| Public Buildings and Grounds | 231,900.00 | Buildings and Grounds | | Transfers to Tax Title Liens or Foreclosed | 3,506.44 |
| Other Public Works | 45,000.00 | Library and Education | | Balance December 31, 1985 | 2,070.51 |
| HEALTH and WELFARE | | Conservation | | TAX TITLE LIENS OUTSTANDING | |
| Health Services Except Environmental | 310,471.00 | All Other | | Balance January 1, 1985 | 47,909.79 |
| Welfare-Public Assistance | 29,369.00 | | | Transfer From Taxes | 19,871.39 |
| Hospitals, Clinics, First Aid | | CAPITAL DEBT AUTHORIZED, DECEMBER 31, 1985 | | Redeemed in 1985 | 23,330.02 |
| Animal, Insect, & Rodent Control | 3,000.00 | ISSUED AND UNISSUED | | Cancelled, Abated or Adjusted (1985) | |
| Other Welfare Services | | School | 718,000 | Transfers to Foreclosed Property | |
| RECREATION and CONSERVATION | | Self-liquidating | 98,500 | Balance December 31, 1985 | 44,451.16 |
| Beaches and Boardwalks | | Other | 5,824,448 | PROPERTY ACQUIRED BY DEED OR | |
| Parks, Playgrounds, Shade Trees | 563,076.22 | Total | 6,640,948 | FORECLOSURE | |
| Land Reclamation & Conservation | | | | Balance January 1, 1985 | 32,347.00 |
| Other Recreational Services | 110,950.00 | ISSUED AND OUTSTANDING | | Transfers From Taxes or Liens | |
| EDUCATION (excluding schools) | | School | 718,000.00 | Sale for Cash (1985) | |
| Libraries | 380,268.00 | Self-Liquidating | 98,500.00 | Cancelled, Abated or Adjusted (1985) | |
| Other Educational Services | | Other | 4,939,140.00 | Balance December 31, 1985 | 32,347.00 |
| STATUTORY EXPENDITURES | | Total | 5,755,640.00 | CURRENT FINANCES DECEMBER 31, 1985 | |
| Pensions & F. I. C. A. | 1,018,993.01 | EQUALIZED VALUATION BASIS | | ASSETS | |
| Employee Fringe Benefits | 367,400.00 | FOR NET DEBT COMPUTATION | 850,389,981 | Cash Dec. 31, 1985 | 3,078,568.13 |
| Other Statutory Expenditures | 20,000.00 | REAL PROPERTY VALUATIONS | | Taxes Receivable | 299,868.93 |
| CETA And Other Public Employment Programs | | Code Class # of Parcels % VAL'N | | Tax Title Liens | 44,451.16 |
| MUNICIPAL FUNCTIONS TOTAL | 10,739,725.22 | 1 Vacant Land 234 .42 | | Foreclosed Property | 32,347.00 |
| CAPITAL IMPROVEMENTS *MEMO* | 30,000.00 | 2 Residential 7248 69.93 | | Emergencies & Other Deferred Charges | |
| DEBT SERVICE | | 3 Farm | | State and Federal Aid Receivable | 99,220.79 |
| Principal Payments | 225,000.00 | 4a Commercial 462 8.78 | | Other Receivables | 69,487.47 |
| Interest Payments | 419,342.12 | 4b Industrial 52 14.92 | | Total | 3,623,943.48 |
| | | 4c Apartments 74 5.95 | | LIABILITIES, RESERVES, AND SURPLUS | |
| DEFERRED CHARGES | 5,355.43 | Total 8070 | | Cash Liabilities | 763,373.87 |
| SCHOOL, COUNTY, SPECIAL DISTRICT TAXES | 22,086,881.58 | Land Area 3.40 Sq. Miles | | Reserves for Receivables | 446,154.56 |
| RESERVE FOR UNCOLLECTED TAXES | 1,182,516.13 | Net Valuation Taxable-Municipal | 492,086,400 | Surplus Dec. 31, 1985 | 2,414,415.05 |
| EXPENDITURES TOTAL | 34,658,820.48 | Net Valuation Taxable-County | 863,797,037 | | |
| | | State Equalized Valuation | 932,056,556 | | |
| | | State Equalization Ratio | 52.50 | | |

0242

Population 1980 **13,443**
 Population 1985 **13,070**
 S & P Rating **A**
 Moody Rating **A1**

General Tax Rate Per \$100.

5.42

State Equalized Tax Rate

2.46**OAKLAND BOROUGH - BERGEN COUNTY****Form of Government:****Borough Council****Number of Members on Governing Body - 6**

PER CAPITA:

Gross Debt **726.83**
 Net Debt **327.33**
 Debt Service **46.22**
 Total Tax Levy **1,083.12**
 Municipal Expenditures **423.77**

PER CENT:

Gross Debt **1.86**
 Net Debt **.84**
 Tax Levy Collected **97.73**
 Tax Levy Cancelled, Abated or Adjusted **.15**

| EXPENDITURES | | REVENUES-REALIZED | | 1985 PROPERTY TAX | |
|---|----------------------|--|----------------------|--|----------------------|
| GENERAL GOVERNMENT | | 1985 Property Taxes Collected | | STATE EQUALIZED TAX RATE 1.09 | |
| Governing Body & Public Boards | | 1985 Payments in Lieu of Taxes | 13,831,542.92 | Local District School Taxes | 6,192,789.00 |
| Municipal Clerk | | Delinquent Tax & Lien Collections | 11,253.60 | Regional & Consolidated School Tax | 2,836,419.50 |
| Financial Administration | 57,800.00 | Business Personalty Replacement Taxes | 293,415.44 | School Taxes in Municipal Budget | |
| Assessment of Taxes | 300,600.00 | Taxes from Public Utilities | 139,196.20 | County Taxes | 2,093,164.93 |
| Collection of Taxes | 34,450.00 | Other Miscellaneous Tax Revenues | 812,372.00 | County Library Taxes | |
| Planning, Housing & Development | 72,661.00 | State Aid Revenues | 134,013.82 | Local Municipal Purpose Taxes | 2,852,427.99 |
| Human Resources | 10,882.00 | Federal Aid Revenues | | Veteran & Senior Citizen Taxes | 87,300.00 |
| Elections | 3,200.00 | State and Local Fiscal Assistance Act Utilized | 138,062.99 | Total Taxes for Rate Computation | 14,062,101.42 |
| General Administration (other) | 766,454.08 | Sale of Acquired Property | 78,900.00 | Special District Taxes | |
| JUDICIARY | | Other Miscellaneous Revenues | 708,887.44 | Bank Corp. Taxes | 28,595.52 |
| Municipal Courts | 68,100.00 | Prior Years Surplus Appropriated | 16,147,644.41 | Added and Omitted Taxes | 152,998.90 |
| PUBLIC SAFETY | | REVENUES TOTAL | 350,000.00 | Total Taxes Levied - ABSTRACT | 14,156,395.84 |
| Fire Protection | 86,530.00 | Reserve For Uncollected Taxes | 16,497,644.41 | Total Taxes Billed | 14,152,448.55 |
| Police Protection | 1,261,899.07 | CAPITAL OUTLAY TOTAL | 662,153.66 | 1985 TAXES COLLECTED | 13,831,542.92 |
| Civil Defense & Disaster Control | 5,800.00 | | | 1985 Taxes Cancelled, Abated or Adjusted | 20,777.27 |
| Environmental Inspection & Control | 44,310.00 | | | Transfer to Tax Title Liens or Foreclosed | 4,639.52 |
| Other Public Safety | | | | Balance Outstanding Dec. 31, 1985 | 295,488.84 |
| PUBLIC WORKS | | | | PRIOR YEARS TAXES OUTSTANDING | |
| Streets and Drainage | 441,490.00 | Public Enterprises | 92,459.70 | Balance January 1, 1985 | 297,028.21 |
| Sewers and Sewage Processing | 78,650.00 | Recreation—Culture | | Collected in 1985 | 291,013.71 |
| Garbage and Trash Disposal | 163,200.00 | Public Works | 634,635.02 | Cancelled, Abated or Adjusted 1985 | |
| Public Buildings and Grounds | 38,400.00 | Buildings and Grounds | 60,244.34 | Transfers to Tax Title Liens or Foreclosed | 146.17 |
| Other Public Works | | Library and Education | | Balance December 31, 1985 | 5,868.33 |
| HEALTH and WELFARE | | Conservation | | TAX TITLE LIENS OUTSTANDING | |
| Health Services Except Environmental | 98,727.00 | All Other | | Balance January 1, 1985 | 22,908.83 |
| Welfare-Public Assistance | 3,589.00 | | | Transfer From Taxes | 4,821.87 |
| Hospitals, Clinics, First Aid | | | | Redeemed in 1985 | 2,401.73 |
| Animal, Insect, & Rodent Control | 3,000.00 | | | Cancelled, Abated or Adjusted (1985) | |
| Other Welfare Services | | | | Transfers to Foreclosed Property | |
| RECREATION and CONSERVATION | | | | Balance December 31, 1985 | 25,328.97 |
| Beaches and Boardwalks | 14,020.00 | | | PROPERTY ACQUIRED BY DEED OR | |
| Parks, Playgrounds, Shade Trees | 750.00 | | | FORECLOSURE | |
| Land Reclamation & Conservation | 88,568.00 | | | Balance January 1, 1985 | 564,050.00 |
| Other Recreational Services | | | | Transfers From Taxes or Liens | |
| EDUCATION (excluding schools) | | | | Sale for Cash (1985) | |
| Libraries | 159,015.00 | | | Cancelled, Abated or Adjusted (1985) | |
| Other Educational Services | | | | Balance December 31, 1985 | 564,050.00 |
| STATUTORY EXPENDITURES | | | | CURRENT FINANCES DECEMBER 31, 1985 | |
| Pensions & F. I. C. A. | 387,611.54 | | | ASSETS | |
| Employee Fringe Benefits | 11,225.00 | | | Cash Dec. 31, 1985 | 1,156,234.90 |
| Other Statutory Expenditures | | | | Taxes Receivable | 301,357.17 |
| CETA And Other Public Employment Programs | 4,200,931.69 | | | Tax Title Liens | 25,328.97 |
| MUNICIPAL FUNCTIONS TOTAL | 89,000.00 | | | Foreclosed Property | 564,050.00 |
| CAPITAL IMPROVEMENTS *MEMO* | | | | Emergencies & Other Deferred Charges | 254,000.00 |
| DEBT SERVICE | | | | State and Federal Aid Receivable | 2,795.90 |
| Principal Payments | 391,200.00 | | | Other Receivables | 262,263.34 |
| Interest Payments | 212,864.36 | | | Total | 2,566,030.28 |
| DEFERRED CHARGES | 71,508.94 | | | LIABILITIES, RESERVES, AND SURPLUS | |
| SCHOOL, COUNTY, SPECIAL DISTRICT TAXES | 11,122,373.43 | | | Cash Liabilities | 612,341.27 |
| RESERVE FOR UNCOLLECTED TAXES | 662,153.66 | | | Reserves for Receivables | 1,152,999.48 |
| EXPENDITURES TOTAL | 16,661,032.08 | | | Surplus Dec. 31, 1985 | 800,689.53 |
| | | | | Total | 2,566,030.28 |

0426
Population 1980 4,251
Population 1985 4,207
S & P Rating
Moody Rating

General Tax Rate Per \$100.
5.17
State Equalized Tax Rate
3.04

OAKLYN BOROUGH – CAMDEN COUNTY
Form of Government:
Borough Council
Number of Members on Governing Body – 6

PER CAPITA:
Gross Debt 206.93
Net Debt 98.54
Debt Service 25.39
Total Tax Levy 590.09
Municipal Expenditures 260.62
PER CENT:
Gross Debt 1.15
Net Debt .55
Tax Levy Collected 96.75
Tax Levy Cancelled, Abated or Adjusted .15

| EXPENDITURES | | REVENUES-REALIZED | | 1985 PROPERTY TAX | |
|---|--------------|--|---------------|--|--------------|
| GENERAL GOVERNMENT | | | | STATE EQUALIZED TAX RATE | |
| Governing Body & Public Boards | | 1985 Property Taxes Collected | 2,391,993.99 | Local District School Taxes | 1.32 |
| Municipal Clerk | 9,116.00 | 1985 Payments in Lieu of Taxes | | Regional & Consolidated School Tax | |
| Financial Administration | 8,599.00 | Delinquent Tax & Lien Collections | 47,674.93 | School Taxes in Municipal Budget | |
| Assessment of Taxes | 21,383.00 | Business Personalty Replacement Taxes | 26,706.88 | County Taxes | 1.09 |
| Collection of Taxes | 3,685.39 | Taxes from Public Utilities | 226,214.29 | County Library Taxes | .03 |
| Planning, Housing & Development | | Other Miscellaneous Tax Revenues | | Local Municipal Purpose Taxes | .60 |
| Human Resources | | State Aid Revenues | 54,057.46 | Veteran & Senior Citizen Taxes | |
| Elections | | Federal Aid Revenues | 17,188.75 | Total Taxes for Rate Computation | 3.04 |
| General Administration (other) | 137,927.00 | State and Local Fiscal Assistance Act Utilized | | Special District Taxes | |
| JUDICIARY | | Sale of Acquired Property | 214,050.15 | Bank Corp. Taxes | 10,544.59 |
| Municipal Courts | 18,929.20 | Other Miscellaneous Revenues | 2,977,886.45 | Added and Omitted Taxes | 8,830.31 |
| PUBLIC SAFETY | | Total | 2,977,886.45 | Total Taxes Levied - ABSTRACT | 2,482,499.62 |
| Fire Protection | 36,022.00 | Prior Years Surplus Appropriated | 185,900.00 | Total Taxes Billed | 2,472,429.73 |
| Police Protection | 218,442.00 | REVENUES | 3,163,786.45 | 1985 TAXES COLLECTED | 2,391,993.99 |
| Civil Defense & Disaster Control | 1,245.00 | Reserve For Uncollected Taxes | 81,620.00 | 1985 Taxes Cancelled, Abated or Adjusted | 3,605.59 |
| Environmental Inspection & Control | 7,670.00 | | | Transfer to Tax Title Liens or Foreclosed | 19,846.22 |
| Other Public Safety | | | | Balance Outstanding Dec. 31, 1985 | 56,983.93 |
| PUBLIC WORKS | | CAPITAL OUTLAY | 79,918.69 | PRIOR YEARS TAXES OUTSTANDING | |
| Streets and Drainage | 85,822.00 | Public Enterprises | | Balance January 1, 1985 | 36,283.36 |
| Sewers and Sewage Processing | 46,819.00 | Recreation—Culture | | Collected in 1985 | 32,026.81 |
| Garbage and Trash Disposal | 146,523.40 | Public Works | 71,963.75 | Cancelled, Abated or Adjusted 1985 | 2,397.03 |
| Public Buildings and Grounds | 47,302.00 | Buildings and Grounds | 7,954.94 | Transfers to Tax Title Liens or Foreclosed | 1,412.88 |
| Other Public Works | | Library and Education | | Balance December 31, 1985 | 446.64 |
| HEALTH and WELFARE | | Conservation | | TAX TITLE LIENS OUTSTANDING | |
| Health Services Except Environmental | 630.00 | All Other | | Balance January 1, 1985 | 73,317.53 |
| Welfare-Public Assistance | 4,420.00 | | | Transfer From Taxes | 21,915.66 |
| Hospitals, Clinics, First Aid | | CAPITAL DEBT AUTHORIZED, DECEMBER 31, 1985 | | Redeemed in 1985 | 15,707.18 |
| Animal, Insect, & Rodent Control | | ISSUED AND UNISSUED | | Cancelled, Abated or Adjusted (1985) | |
| Other Welfare Services | | SCHOOL | 456,000 | Transfers to Foreclosed Property | |
| RECREATION and CONSERVATION | | Self-liquidating | | Balance December 31, 1985 | 79,526.01 |
| Beaches and Boardwalks | | Other | 414,550 | PROPERTY ACQUIRED BY DEED OR | |
| Parks, Playgrounds, Shade Trees | 6,783.00 | Total | 870,550 | FORECLOSURE | |
| Land Reclamation & Conservation | | | | Balance January 1, 1985 | 227.00 |
| Other Recreational Services | 7,810.00 | ISSUED AND OUTSTANDING | | Transfers From Taxes or Liens | |
| EDUCATION (excluding schools) | | SCHOOL | 456,000.00 | Sale for Cash (1985) | |
| Libraries | 17,320.00 | Self-Liquidating | | Cancelled, Abated or Adjusted (1985) | |
| Other Educational Services | | Other | 414,550.00 | Balance December 31, 1985 | 227.00 |
| STATUTORY EXPENDITURES | | Total | 870,550.00 | CURRENT FINANCES DECEMBER 31, 1985 | |
| Pensions & F. I. C. A. | 54,142.90 | EQUALIZED VALUATION BASIS | 75,624,887 | ASSETS | |
| Employee Fringe Benefits | 19,865.00 | FOR NET DEBT COMPUTATION | | Cash Dec. 31, 1985 | 729,842.06 |
| Other Statutory Expenditures | 3,000.00 | REAL PROPERTY VALUATIONS | | Taxes Receivable | 57,430.57 |
| CETA And Other Public Employment Programs | | Code Class # of Parcels % VAL'N | | Tax Title Liens | 79,526.01 |
| MUNICIPAL FUNCTIONS | | 1 Vacant Land 45 .74 | 353,500.00 | Foreclosed Property | 227.00 |
| CAPITAL IMPROVEMENTS | *MEMO* | 2 Residential 1289 81.34 | 38,604,800.00 | Emergencies & Other Deferred Charges | 4,167.93 |
| DEBT SERVICE | | 3 Farm | | State and Federal Aid Receivable | |
| Principal Payments | 67,430.00 | 4a Commercial 76 11.77 | 5,587,300.00 | Other Receivables | 8,290.93 |
| Interest Payments | 39,382.66 | 4b Industrial 3 .52 | 248,900.00 | Total | 879,484.50 |
| | | 4c Apartments 17 5.62 | 2,667,900.00 | LIABILITIES, RESERVES, AND SURPLUS | |
| | | Total 1430 | 47,462,400.00 | Cash Liabilities | 474,472.72 |
| DEFERRED CHARGES | 4,551.70 | Land Area .63 Sq. Miles | | Reserves for Receivables | 144,624.51 |
| SCHOOL, COUNTY, SPECIAL DISTRICT TAXES | 1,975,024.72 | Net Valuation Taxable-Municipal | 47,624,177 | Surplus Dec. 31, 1985 | 260,387.27 |
| RESERVE FOR UNCOLLECTED TAXES | 81,620.00 | Net Valuation Taxable-County | 76,313,048 | Total | 879,484.50 |
| EXPENDITURES | | State Equalized Valuation | 80,941,306 | | |
| TOTAL | 3,071,464.97 | State Equalization Ratio | 58.76 | | |

1337
 Population 1980 **23,570**
 Population 1985 **23,753**
 S & P Rating
 Moody Rating **AAA**
 General Tax Rate Per \$100. **2.78**
 State Equalized Tax Rate **2.52**

OCEAN TOWNSHIP – MONMOUTH COUNTY
Form of Government:
Council-Manager Plan A (OMCL 50)
Number of Members on Governing Body – 5

PER CAPITA:
 Gross Debt **668.72**
 Net Debt **359.83**
 Debt Service **52.13**
 Total Tax Levy **923.49**
 Municipal Expenditures **397.65**
 PER CENT:
 Gross Debt **2.08**
 Net Debt **1.12**
 Tax Levy Collected **97.35**
 Tax Levy Cancelled, Abated or Adjusted **.14**

| EXPENDITURES | | REVENUES-REALIZED | | 1985 PROPERTY TAX | |
|---|---------------|--|--|--|---------------|
| GENERAL GOVERNMENT | | | | STATE EQUALIZED TAX RATE 1.43 | |
| Governing Body & Public Boards | 21,600.00 | 1985 Property Taxes Collected | | Local District School Taxes | 11,934,674.51 |
| Municipal Clerk | 73,250.00 | 1985 Payments in Lieu of Taxes | | Regional & Consolidated School Tax | |
| Financial Administration | 130,600.60 | Delinquent Tax & Lien Collections | | School Taxes in Municipal Budget | |
| Assessment of Taxes | 56,150.00 | Business Personalty Replacement Taxes | | County Taxes | 4,072,310.42 |
| Collection of Taxes | 74,200.00 | Taxes from Public Utilities | | County Library Taxes | 152,570.98 |
| Planning, Housing & Development | 72,850.00 | Other Miscellaneous Tax Revenues | | Local Municipal Purpose Taxes | 4,847,856.39 |
| Human Resources | 8,000.00 | State Aid Revenues | | Veteran & Senior Citizen Taxes | 145,800.00 |
| Elections | 6,300.00 | Federal Aid Revenues | | Total Taxes for Rate Computation | 21,153,212.30 |
| General Administration (other) | 1,138,196.99 | State and Local Fiscal Assistance Act Utilized | | Special District Taxes | 606,750.00 |
| JUDICIARY | | Sale of Acquired Property | | Bank Corp. Taxes | 20,802.99 |
| Municipal Courts | 87,000.00 | Other Miscellaneous Revenues | | Added and Omitted Taxes | 300,582.31 |
| PUBLIC SAFETY | | Total | | Total Taxes Levied - ABSTRACT | 21,935,547.60 |
| Fire Protection | 3,500.00 | Prior Years Surplus Appropriated | | Total Taxes Billed | 21,923,304.10 |
| Police Protection | 2,058,085.00 | REVENUES | | 1985 TAXES COLLECTED | 21,342,061.97 |
| Civil Defense & Disaster Control | 5,250.00 | Reserve For Uncollected Taxes | | 1985 Taxes Cancelled, Abated or Adjusted | 31,341.17 |
| Environmental Inspection & Control | 101,400.00 | CAPITAL OUTLAY | | Transfer to Tax Title Liens or Foreclosed | 13,907.16 |
| Other Public Safety | | TOTAL | | Balance Outstanding Dec. 31, 1985 | 535,993.80 |
| PUBLIC WORKS | | | | PRIOR YEARS TAXES OUTSTANDING | |
| Streets and Drainage | 813,600.00 | Public Enterprises | | Balance January 1, 1985 | 562,987.65 |
| Sewers and Sewage Processing | | Recreation—Culture | | Collected in 1985 | 553,594.71 |
| Garbage and Trash Disposal | 795,800.00 | Public Works | | Cancelled, Abated or Adjusted 1985 | 4,817.76 |
| Public Buildings and Grounds | 431,950.00 | Buildings and Grounds | | Transfers to Tax Title Liens or Foreclosed | 4,575.18 |
| Other Public Works | 174,100.00 | Library and Education | | Balance December 31, 1985 | |
| HEALTH and WELFARE | | Conservation | | TAX TITLE LIENS OUTSTANDING | |
| Health Services Except Environmental | 189,300.00 | All Other | | Balance January 1, 1985 | 14,672.13 |
| Welfare-Public Assistance | 25,950.00 | CAPITAL DEBT AUTHORIZED, DECEMBER 31, 1985 | | Transfer From Taxes | 18,669.51 |
| Hospitals, Clinics, First Aid | | ISSUED AND UNISSUED | | Redeemed in 1985 | 19,683.35 |
| Animal, Insect, & Rodent Control | 10,000.00 | GROSS DEBT | | Cancelled, Abated or Adjusted (1985) | 5,006.95 |
| Other Welfare Services | | NET DEBT | | Transfers to Foreclosed Property | |
| RECREATION and CONSERVATION | | | | Balance December 31, 1985 | 8,651.34 |
| Beaches and Boardwalks | 400.00 | SCHOOL | | PROPERTY ACQUIRED BY DEED OR | |
| Parks, Playgrounds, Shade Trees | 900.00 | Self-liquidating | | FORECLOSURE | |
| Land Reclamation & Conservation | 162,350.00 | Other | | Balance January 1, 1985 | 469,484.31 |
| Other Recreational Services | | Total | | Transfers From Taxes or Liens | |
| EDUCATION (excluding schools) | | | | Sale for Cash (1985) | |
| Libraries | 266,459.60 | ISSUED AND OUTSTANDING | | Cancelled, Abated or Adjusted (1985) | |
| Other Educational Services | 6,500.00 | SCHOOL | | Balance December 31, 1985 | 469,484.31 |
| STATUTORY EXPENDITURES | | Self-Liquidating | | CURRENT FINANCES DECEMBER 31, 1985 | |
| Pensions & F. I. C. A. | 578,700.00 | Other | | ASSETS | |
| Employee Fringe Benefits | | Total | | Cash Dec. 31, 1985 | 5,188,557.84 |
| Other Statutory Expenditures | | | | Taxes Receivable | 535,993.80 |
| CETA And Other Public Employment Programs | | EQUALIZED VALUATION BASIS | | Tax Title Liens | 8,651.34 |
| MUNICIPAL FUNCTIONS | | FOR NET DEBT COMPUTATION | | Foreclosed Property | 469,484.31 |
| CAPITAL IMPROVEMENTS | *MEMO* | | | Emergencies & Other Deferred Charges | 58,700.00 |
| DEBT SERVICE | | REAL PROPERTY VALUATIONS | | State and Federal Aid Receivable | 10,488.51 |
| Principal Payments | 656,740.40 | Code Class # of Parcels % VAL'N | | Other Receivables | 33,966.82 |
| Interest Payments | 581,413.75 | ASSESSED VALUATION | | Total | 6,305,842.62 |
| DEFERRED CHARGES | 45,000.00 | 1 Vacant Land 1273 4.51 | | LIABILITIES, RESERVES, AND SURPLUS | |
| SCHOOL, COUNTY, SPECIAL DISTRICT TAXES | 16,766,305.91 | 2 Residential 5921 72.14 | | Cash Liabilities | 1,721,751.08 |
| RESERVE FOR UNCOLLECTED TAXES | 869,914.26 | 3 Farm 19 .24 | | Reserves for Receivables | 1,044,096.27 |
| EXPENDITURES | 26,211,766.51 | 4a Commercial 324 16.22 | | Surplus Dec. 31, 1985 | 3,539,995.27 |
| | | 4b Industrial 9 .27 | | Total | 6,305,842.62 |
| | | 4c Apartments 14 6.61 | | | |
| | | Total 7560 | | | |
| | | Land Area 11.20 Sq. Miles | | | |
| | | Net Valuation Taxable-Municipal | | | |
| | | Net Valuation Taxable-County | | | |
| | | State Equalized Valuation | | | |
| | | State Equalization Ratio | | | |

1520
Population 1980 **3,731**
Population 1985 **3,863**
S & P Rating
Moody Rating

General Tax Rate Per \$100. **2.02**
State Equalized Tax Rate **2.15**

OCEAN TOWNSHIP – OCEAN COUNTY
Form of Government:
Township Committee
Number of Members on Governing Body – 3

PER CAPITA:
Gross Debt **297.11**
Net Debt **54.48**
Debt Service **10.30**
Total Tax Levy **946.94**
Municipal Expenditures **478.71**
PER CENT:
Gross Debt **.74**
Net Debt **.14**
Tax Levy Collected **92.63**
Tax Levy Cancelled, Abated or Adjusted

| EXPENDITURES | | REVENUES-REALIZED | | 1985 PROPERTY TAX | |
|---|---------------------|--|-----------------------|--|---------------------|
| GENERAL GOVERNMENT | | | | STATE EQUALIZED TAX RATE 2.15 | |
| Governing Body & Public Boards | | 1985 Property Taxes Collected | 3,384,095.85 | Local District School Taxes 1.43 | 2,410,519.50 |
| Municipal Clerk | | 1985 Payments in Lieu of Taxes | | Regional & Consolidated School Tax | |
| Financial Administration | 32,500.00 | Delinquent Tax & Lien Collections | 198,467.40 | School Taxes in Municipal Budget | |
| Assessment of Taxes | 28,700.00 | Business Personalty Replacement Taxes | 12,628.92 | County Taxes .42 * | 705,178.52 |
| Collection of Taxes | 32,500.00 | Taxes from Public Utilities | 479,998.00 | County Library Taxes .03 | 45,728.89 |
| Planning, Housing & Development | 27,200.00 | Other Miscellaneous Tax Revenues | | Local Municipal Purpose Taxes .28 | 469,500.00 |
| Human Resources | | State Aid Revenues | 17,932.17 | Veteran & Senior Citizen Taxes | 113,150.00 |
| Elections | 1,000.00 | Federal Aid Revenues | | Total Taxes for Rate Computation 2.16 | 3,744,076.91 |
| General Administration (other) | 209,100.00 | State and Local Fiscal Assistance Act Utilized | 51,523.33 | Special District Taxes | |
| JUDICIARY | | Sale of Acquired Property | 8,297.40 | Bank Corp. Taxes | 5,831.16 |
| Municipal Courts | 25,800.00 | Other Miscellaneous Revenues | 345,930.21 | Added and Omitted Taxes | 21,278.99 |
| PUBLIC SAFETY | | Total | 4,498,873.28 | Total Taxes Levied - ABSTRACT | 3,658,037.06 |
| Fire Protection | 18,500.00 | Prior Years Surplus Appropriated | 714,000.00 | Total Taxes Billed | 3,653,541.31 |
| Police Protection | 374,800.33 | REVENUES TOTAL | 5,212,873.28 | 1985 TAXES COLLECTED | 3,384,095.85 |
| Civil Defense & Disaster Control | 1,000.00 | Reserve For Uncollected Taxes | 368,279.00 | 1985 Taxes Cancelled, Abated or Adjusted | |
| Environmental Inspection & Control | 18,530.00 | CAPITAL OUTLAY TOTAL | 99,494.87 | Transfer to Tax Title Liens or Foreclosed | 17,302.29 |
| Other Public Safety | | | | Balance Outstanding Dec. 31, 1985 | 252,143.17 |
| PUBLIC WORKS | | | | PRIOR YEARS TAXES OUTSTANDING | |
| Streets and Drainage | 207,500.00 | Public Enterprises | | Balance January 1, 1985 | 198,261.74 |
| Sewers and Sewage Processing | 160,500.00 | Recreation—Culture | | Collected in 1985 | 188,118.45 |
| Garbage and Trash Disposal | 30,000.00 | Public Works | 36,160.54 | Cancelled, Abated or Adjusted 1985 | |
| Public Buildings and Grounds | 35,900.00 | Buildings and Grounds | 63,334.33 | Transfers to Tax Title Liens or Foreclosed | 4,885.48 |
| Other Public Works | | Library and Education | | Balance December 31, 1985 | 5,257.81 |
| HEALTH and WELFARE | | Conservation | | TAX TITLE LIENS OUTSTANDING | |
| Health Services Except Environmental | 8,460.00 | All Other | | Balance January 1, 1985 | 74,049.09 |
| Welfare-Public Assistance | 11,350.00 | CAPITAL DEBT AUTHORIZED, DECEMBER 31, 1985 | | Transfer From Taxes | 22,847.43 |
| Hospitals, Clinics, First Aid | | ISSUED AND UNISSUED GROSS DEBT NET DEBT | | Redeemed in 1985 | 10,348.95 |
| Animal, Insect, & Rodent Control | 3,500.00 | School 937,265 | | Cancelled, Abated or Adjusted (1985) | |
| Other Welfare Services | | Self-liquidating 210,464 | 210,464 | Transfers to Foreclosed Property | 10,351.92 |
| RECREATION and CONSERVATION | | Other 1,147,729 | 210,464 | Balance December 31, 1985 | 76,195.65 |
| Beaches and Boardwalks | 15,400.00 | ISSUED AND OUTSTANDING | | PROPERTY ACQUIRED BY DEED OR | |
| Parks, Playgrounds, Shade Trees | 1,000.00 | School 919,000.00 | | FORECLOSURE | |
| Land Reclamation & Conservation | 1,000.00 | Self-Liquidating 114,250.00 | | Balance January 1, 1985 | 869,648.08 |
| Other Recreational Services | 1,650.00 | Other 1,033,250.00 | | Transfers From Taxes or Liens | 10,351.92 |
| EDUCATION (excluding schools) | | Total 154,557,723 | | Sale for Cash (1985) | 2,545.00 |
| Libraries | 5,700.00 | REAL PROPERTY VALUATIONS | | Cancelled, Abated or Adjusted (1985) | 5,555.00 |
| Other Educational Services | | Code Class # of Parcels % VAL'N ASSESSED VALUATION | | Balance December 31, 1985 | 871,900.00 |
| STATUTORY EXPENDITURES | | 1 Vacant Land 1413 11.50 | 20,546,955.00 | CURRENT FINANCES DECEMBER 31, 1985 | |
| Pensions & F. I. C. A. | 67,590.00 | 2 Residential 2472 81.54 | 145,701,770.00 | ASSETS | |
| Employee Fringe Benefits | 94,000.00 | 3 Farm 2 .01 | 9,600.00 | Cash Dec. 31, 1985 | 2,413,379.43 |
| Other Statutory Expenditures | 5,100.72 | 4a Commercial 79 6.63 | 11,850,800.00 | Taxes Receivable | 257,400.98 |
| CETA And Other Public Employment Programs | | 4b Industrial 2 .33 | 584,400.00 | Tax Title Liens | 76,195.65 |
| MUNICIPAL FUNCTIONS TOTAL | 1,418,281.05 | 4c Apartments | | Foreclosed Property | 871,900.00 |
| CAPITAL IMPROVEMENTS *MEMO* | 5,000.00 | Total 3968 | 178,693,525.00 | Emergencies & Other Deferred Charges | 119,100.00 |
| DEBT SERVICE | | Land Area 20.62 Sq. Miles | | State and Federal Aid Receivable | 9,684.47 |
| Principal Payments | 28,500.00 | Net Valuation Taxable-Municipal | 179,814,965 | Other Receivables | 19,380.62 |
| Interest Payments | 11,270.58 | Net Valuation Taxable-County | 155,223,516 | Total | 3,767,041.15 |
| DEFERRED CHARGES | 22,939.95 | State Equalized Valuation | 169,208,661 | LIABILITIES, RESERVES, AND SURPLUS | |
| SCHOOL, COUNTY, SPECIAL DISTRICT TAXES | 3,161,426.91 | State Equalization Ratio 106.31 | | Cash Liabilities | 1,557,766.75 |
| RESERVE FOR UNCOLLECTED TAXES | 368,279.00 | | | Reserves for Receivables | 1,224,877.25 |
| EXPENDITURES TOTAL | 5,010,697.49 | | | Surplus Dec. 31, 1985 | 984,397.15 |

0508
Population 1980 13,949
Population 1985 15,230
S & P Rating A-
Moody Rating AAA

General Tax Rate Per \$100. 1.34
State Equalized Tax Rate 1.38

OCEAN CITY CITY - CAPE MAY COUNTY
Form of Government:
Mayor-Council Plan D (OMCL 50)
Number of Members on Governing Body - 7

PER CAPITA:
Gross Debt 1,617.38
Net Debt 982.75
Debt Service 126.12
Total Tax Levy 1,634.43
Municipal Expenditures 1,090.57

PER CENT:
Gross Debt 1.47
Net Debt .90
Tax Levy Collected 97.03
Tax Levy Cancelled, Abated or Adjusted .53

| EXPENDITURES | | REVENUES-REALIZED | | 1985 PROPERTY TAX | |
|---|---------------|--|------------------|---|--------------------|
| GENERAL GOVERNMENT | | | | STATE EQUALIZED TAX RATE | |
| Governing Body & Public Boards | 109,773.39 | 1985 Property Taxes Collected | 24,115,243.91 | Local District School Taxes | .43 7,644,849.99 |
| Municipal Clerk | 92,370.38 | 1985 Payments in Lieu of Taxes | 5,568.61 | Regional & Consolidated School Tax | |
| Financial Administration | 123,125.52 | Delinquent Tax & Lien Collections | 642,396.02 | School Taxes in Municipal Budget | .01 130,400.00 |
| Assessment of Taxes | 88,661.86 | Business Personalty Replacement Taxes | 223,828.16 | County Taxes | .41 7,241,215.20 |
| Collection of Taxes | 126,959.38 | Taxes from Public Utilities | 2,060,223.00 | County Library Taxes | |
| Planning, Housing & Development | 183,555.21 | Other Miscellaneous Tax Revenues | | Local Municipal Purpose Taxes | .54 9,594,811.45 |
| Human Resources | 36,814.46 | State Aid Revenues | 273,245.24 | Veteran & Senior Citizen Taxes | |
| Elections | | Federal Aid Revenues | 25,000.00 | Total Taxes for Rate Computation | 1.39 24,783,976.64 |
| General Administration (other) | 1,584,296.72 | State and Local Fiscal Assistance Act Utilized | 197,194.00 | Special District Taxes | |
| JUDICIARY | | Sale of Acquired Property | | Bank Corp. Taxes | 30,475.66 |
| Municipal Courts | 165,359.12 | Other Miscellaneous Revenues | | Added and Omitted Taxes | 250,570.24 |
| PUBLIC SAFETY | | Total | 30,513,562.36 | Total Taxes Levied - ABSTRACT | 24,892,322.54 |
| Fire Protection | 1,690,701.73 | Prior Years Surplus Appropriated | 1,000,000.00 | Total Taxes Billed | 24,854,499.18 |
| Police Protection | 2,122,962.18 | REVENUES TOTAL | 31,513,562.36 | 1985 TAXES COLLECTED | 24,115,243.91 |
| Civil Defense & Disaster Control | 62,911.59 | Reserve For Uncollected Taxes | 823,815.90 | 1985 Taxes Cancelled, Abated or Adjusted | 131,209.66 |
| Environmental Inspection & Control | 200,032.67 | | | Transfer to Tax Title Liens or Foreclosed | 8,077.42 |
| Other Public Safety | | CAPITAL OUTLAY TOTAL | 1,552,044.78 | Balance Outstanding Dec. 31, 1985 | 599,968.19 |
| PUBLIC WORKS | | | | PRIOR YEARS TAXES OUTSTANDING | |
| Streets and Drainage | 1,531,719.65 | Public Enterprises | | Balance January 1, 1985 | 639,617.81 |
| Sewers and Sewage Processing | | Recreation—Culture | | Collected in 1985 | 610,997.73 |
| Garbage and Trash Disposal | 1,102,800.00 | Public Works | 1,452,567.53 | Cancelled, Abated or Adjusted 1985 | 22,314.85 |
| Public Buildings and Grounds | 1,434.02 | Buildings and Grounds | 99,477.25 | Transfers to Tax Title Liens or Foreclosed | 1,825.19 |
| Other Public Works | 1,353,955.27 | Library and Education | | Balance December 31, 1985 | 4,480.04 |
| HEALTH and WELFARE | | Conservation | | TAX TITLE LIENS OUTSTANDING | |
| Health Services Except Environmental | | All Other | | Balance January 1, 1985 | 63,838.79 |
| Welfare-Public Assistance | 25,000.00 | | | Transfer From Taxes | 10,216.81 |
| Hospitals, Clinics, First Aid | | CAPITAL DEBT AUTHORIZED, DECEMBER 31, 1985 | | Redeemed in 1985 | 31,398.29 |
| Animal, Insect, & Rodent Control | 29,303.00 | ISSUED AND UNISSUED GROSS DEBT | | Cancelled, Abated or Adjusted (1985) | |
| Other Welfare Services | | School | 5,447,000 | Transfers to Foreclosed Property | |
| RECREATION and CONSERVATION | | Self-Liquidating | 321,000 | Balance December 31, 1985 | 42,657.31 |
| Beaches and Boardwalks | 501,174.81 | Other | 18,864,670 | PROPERTY ACQUIRED BY DEED OR FORECLOSURE | |
| Parks, Playgrounds, Shade Trees | 255,513.22 | Total | 24,632,670 | Balance January 1, 1985 | 70,805.50 |
| Land Reclamation & Conservation | 450,000.00 | | | Transfers From Taxes or Liens | |
| Other Recreational Services | 387,067.34 | ISSUED AND OUTSTANDING | | Sale for Cash (1985) | |
| EDUCATION (excluding schools) | | School | 5,447,000.00 | Cancelled, Abated or Adjusted (1985) | |
| Libraries | 255,000.00 | Self-Liquidating | 321,000.00 | Balance December 31, 1985 | 70,805.50 |
| Other Educational Services | | Other | 18,070,000.00 | CURRENT FINANCES DECEMBER 31, 1985 | |
| STATUTORY EXPENDITURES | | Total | 23,838,000.00 | ASSETS | |
| Pensions & F. I. C. A. | 1,194,467.42 | EQUALIZED VALUATION BASIS | | Cash Dec. 31, 1985 | 2,269,387.38 |
| Employee Fringe Benefits | | FOR NET DEBT COMPUTATION | 1,670,701,527 | Taxes Receivable | 604,448.23 |
| Other Statutory Expenditures | 52,313.73 | REAL PROPERTY VALUATIONS | | Tax Title Liens | 42,657.31 |
| CETA And Other Public Employment Programs | | Code Class # of Parcels % VAL'N | | Foreclosed Property | 70,805.50 |
| MUNICIPAL FUNCTIONS TOTAL | 13,727,272.67 | 1 Vacant Land 1741 4.63 | 84,947,600.00 | Emergencies & Other Deferred Charges | 642,088.30 |
| CAPITAL IMPROVEMENTS *MEMO* | 96,000.00 | 2 Residential 11718 85.45 | 1,568,713,090.00 | State and Federal Aid Receivable | 30,411.51 |
| DEBT SERVICE | | 3 Farm | | Other Receivables | 75,070.65 |
| Principal Payments | 770,000.00 | 4a Commercial 469 7.54 | 138,368,400.00 | Total | 3,734,868.88 |
| Interest Payments | 1,150,738.64 | 4b Industrial 3 .03 | 559,000.00 | LIABILITIES, RESERVES, AND SURPLUS | |
| TYPE I SCHL DEBT *MEMO* | 130,400.00 | 4c Apartments 76 2.35 | 43,138,500.00 | Cash Liabilities | 1,609,682.79 |
| DEFERRED CHARGES | 137,620.05 | Total 14007 | 1,835,726,590.00 | Reserves for Receivables | 724,574.46 |
| SCHOOL, COUNTY, SPECIAL DISTRICT TAXES | 15,016,465.19 | Land Area 5.83 Sq. Miles | | Surplus Dec. 31, 1985 | 1,400,611.63 |
| RESERVE FOR UNCOLLECTED TAXES | 823,815.90 | Net Valuation Taxable-Municipal | 1,842,988,362 | Total | 3,734,868.88 |
| EXPENDITURES TOTAL | 31,625,912.45 | Net Valuation Taxable-County | 1,732,208,308 | | |
| | | State Equalized Valuation | 1,786,773,306 | | |
| | | State Equalization Ratio | 103.16 | | |

1521
Population 1980 1,385
Population 1985 1,417
S & P Rating
Moody Rating

General Tax Rate Per \$100. 2.81
State Equalized Tax Rate 2.28

OCEAN GATE BOROUGH - OCEAN COUNTY
Form of Government:
Borough Council
Number of Members on Governing Body - 6

PER CAPITA:
Gross Debt 1,583.37
Net Debt 68.28
Debt Service 2.12
Total Tax Levy 732.72
Municipal Expenditures 410.46
PER CENT:
Gross Debt 5.28
Net Debt .23
Tax Levy Collected 92.28
Tax Levy Cancelled, Abated or Adjusted .08

| EXPENDITURES | | REVENUES-REALIZED | | 1985 PROPERTY TAX | |
|---|--------------|--|---------------|--|------------------|
| GENERAL GOVERNMENT | | | | STATE EQUALIZED TAX RATE | |
| Governing Body & Public Boards | | 1985 Property Taxes Collected | 958,111.78 | Local District School Taxes .66 | 298,934.00 |
| Municipal Clerk | | 1985 Payments in Lieu of Taxes | | Regional & Consolidated School Tax .58 | 261,477.34 |
| Financial Administration | 6,200.00 | Delinquent Tax & Lien Collections | 77,855.61 | School Taxes in Municipal Budget | |
| Assessment of Taxes | 4,313.16 | Business Personalty Replacement Taxes | 2,976.28 | County Taxes | .44 * 197,025.29 |
| Collection of Taxes | 14,787.32 | Taxes from Public Utilities | 100,329.00 | County Library Taxes | .03 12,780.05 |
| Planning, Housing & Development | 3,750.00 | Other Miscellaneous Tax Revenues | | Local Municipal Purpose Taxes | .57 259,300.00 |
| Human Resources | | State Aid Revenues | 11,982.69 | Veteran & Senior Citizen Taxes | 35,350.00 |
| Elections | | Federal Aid Revenues | | Total Taxes for Rate Computation 2.28 | 1,064,866.68 |
| General Administration (other) | 90,872.93 | State and Local Fiscal Assistance Act Utilized | 31,622.00 | Special District Taxes | |
| JUDICIARY | | Sale of Acquired Property | | Bank Corp. Taxes | |
| Municipal Courts | 9,086.91 | Other Miscellaneous Revenues | 85,097.09 | Added and Omitted Taxes | 8,740.57 |
| PUBLIC SAFETY | | Total | 1,267,974.45 | Total Taxes Levied - ABSTRACT | 1,038,257.25 |
| Fire Protection | 8,700.00 | Prior Years Surplus Appropriated | 52,000.00 | Total Taxes Billed | 1,038,257.25 |
| Police Protection | 130,207.47 | REVENUES TOTAL | 1,319,974.45 | 1985 TAXES COLLECTED | 958,111.78 |
| Civil Defense & Disaster Control | 1,000.00 | Reserve For Uncollected Taxes | 81,870.53 | 1985 Taxes Cancelled, Abated or Adjusted | 826.47 |
| Environmental Inspection & Control | 1,964.81 | CAPITAL OUTLAY TOTAL | 334,837.62 | Transfer to Tax Title Liens or Foreclosed | 56.22 |
| Other Public Safety | | | | Balance Outstanding Dec. 31, 1985 | 79,262.78 |
| PUBLIC WORKS | | | | PRIOR YEARS TAXES OUTSTANDING | |
| Streets and Drainage | 35,303.83 | Public Enterprises | 312,957.57 | Balance January 1, 1985 | 80,459.40 |
| Sewers and Sewage Processing | | Recreation—Culture | | Collected in 1985 | 76,009.50 |
| Garbage and Trash Disposal | 52,939.00 | Public Works | | Cancelled, Abated or Adjusted 1985 | |
| Public Buildings and Grounds | 24,718.08 | Buildings and Grounds | 21,880.05 | Transfers to Tax Title Liens or Foreclosed | |
| Other Public Works | 11,169.01 | Library and Education | | Balance December 31, 1985 | 4,449.90 |
| HEALTH and WELFARE | | Conservation | | TAX TITLE LIENS OUTSTANDING | |
| Health Services Except Environmental | 750.00 | All Other | | Balance January 1, 1985 | 2,453.28 |
| Welfare-Public Assistance | 100.00 | CAPITAL DEBT AUTHORIZED, DECEMBER 31, 1985 | | Transfer From Taxes | 56.22 |
| Hospitals, Clinics, First Aid | | ISSUED AND UNISSUED | | Redeemed in 1985 | 1,846.11 |
| Animal, Insect, & Rodent Control | 1,320.00 | School | 141,303 | Cancelled, Abated or Adjusted (1985) | |
| Other Welfare Services | | Self-liquidating | 2,005,588 | Transfers to Foreclosed Property | |
| RECREATION and CONSERVATION | | Other | 96,750 | Balance December 31, 1985 | 663.39 |
| Beaches and Boardwalks | 19,871.39 | Total | 2,243,641 | PROPERTY ACQUIRED BY DEED OR FORECLOSURE | |
| Parks, Playgrounds, Shade Trees | | ISSUED AND OUTSTANDING | | Balance January 1, 1985 | 81,250.00 |
| Land Reclamation & Conservation | | School | 141,303.28 | Transfers From Taxes or Liens | |
| Other Recreational Services | 5,400.00 | Self-Liquidating | 1,954,142.13 | Sale for Cash (1985) | 70,600.00 |
| EDUCATION (excluding schools) | | Other | 15,000.00 | Cancelled, Abated or Adjusted (1985) | |
| Libraries | | Total | 2,110,445.41 | Balance December 31, 1985 | 10,650.00 |
| Other Educational Services | | EQUALIZED VALUATION BASIS | | CURRENT FINANCES DECEMBER 31, 1985 | |
| STATUTORY EXPENDITURES | | FOR NET DEBT COMPUTATION | 42,513,823 | ASSETS | |
| Pensions & F. I. C. A. | 27,569.97 | REAL PROPERTY VALUATIONS | | Cash Dec. 31, 1985 | 411,899.25 |
| Employee Fringe Benefits | 18,600.00 | Code Class # of Parcels % VAL'N | | Taxes Receivable | 83,712.68 |
| Other Statutory Expenditures | 4,000.00 | 1 Vacant Land 124 2.04 | | Tax Title Liens | 663.39 |
| CETA And Other Public Employment Programs | | 2 Residential 951 94.77 | | Foreclosed Property | 10,650.00 |
| MUNICIPAL FUNCTIONS TOTAL | 472,623.88 | 3 Farm | | Emergencies & Other Deferred Charges | 20,000.00 |
| CAPITAL IMPROVEMENTS *MEMO* | 2,500.00 | 4a Commercial 18 3.19 | | State and Federal Aid Receivable | 4,632.04 |
| DEBT SERVICE | | 4b Industrial | | Other Receivables | |
| Principal Payments | 3,000.00 | 4c Apartments | | Total | 531,557.36 |
| Interest Payments | | Total 1093 | 36,421,658.00 | LIABILITIES, RESERVES, AND SURPLUS | |
| DEFERRED CHARGES | 24,125.00 | Land Area .50 Sq. Miles | | Cash Liabilities | 340,445.90 |
| SCHOOL, COUNTY, SPECIAL DISTRICT TAXES | 770,216.68 | Net Valuation Taxable-Municipal | 36,636,092 | Reserves for Receivables | 95,026.07 |
| RESERVE FOR UNCOLLECTED TAXES | 81,870.53 | Net Valuation Taxable-County | 43,475,840 | Surplus Dec. 31, 1985 | 96,085.39 |
| EXPENDITURES TOTAL | 1,351,836.09 | State Equalized Valuation | 45,173,893 | Total | 531,557.36 |
| | | State Equalization Ratio | 81.01 | | |

1338
 Population 1980 **5,888**
 Population 1985 **6,253**
 S & P Rating
 Moody Rating **A**

General Tax Rate Per \$100. **2.71**
 State Equalized Tax Rate **2.23**

OCEANPORT BOROUGH – MONMOUTH CO.
Form of Government:
Borough Council
Number of Members on Governing Body – 6

PER CAPITA:
 Gross Debt **217.07**
 Net Debt **159.17**
 Debt Service **33.36**
 Total Tax Levy **861.88**
 Municipal Expenditures **337.01**

PER CENT:
 Gross Debt **.61**
 Net Debt **.45**
 Tax Levy Collected **96.79**
 Tax Levy Cancelled, Abated or Adjusted

| EXPENDITURES | | REVENUES-REALIZED | | 1985 PROPERTY TAX | |
|---|--------------|--|----------------|--|--------------|
| GENERAL GOVERNMENT | | | | STATE EQUALIZED TAX RATE 2.23 | |
| Governing Body & Public Boards | 35.59 | | | Local District School Taxes | 1,842,427.00 |
| Municipal Clerk | | 1985 Property Taxes Collected | 5,209,384.87 | Regional & Consolidated School Tax | 1,225,946.51 |
| Financial Administration | 52,768.00 | 1985 Payments in Lieu of Taxes | 24,562.80 | School Taxes in Municipal Budget | |
| Assessment of Taxes | 34,065.39 | Delinquent Tax & Lien Collections | 169,676.40 | County Taxes | 1,180,081.94 |
| Collection of Taxes | 13,429.16 | Business Personalty Replacement Taxes | 80,207.72 | County Library Taxes | 44,210.98 |
| Planning, Housing & Development | 12,515.00 | Taxes from Public Utilities | 358,722.50 | Local Municipal Purpose Taxes | 961,000.00 |
| Human Resources | | Other Miscellaneous Tax Revenues | | Veteran & Senior Citizen Taxes | 37,250.00 |
| Elections | | State Aid Revenues | 55,425.50 | Total Taxes for Rate Computation | 5,290,916.43 |
| General Administration (other) | 236,717.03 | Federal Aid Revenues | 5,958.03 | Special District Taxes | |
| JUDICIARY | | State and Local Fiscal Assistance Act Utilized | 38,675.00 | Bank Corp. Taxes | 7,181.08 |
| Municipal Courts | 16,641.00 | Sale of Acquired Property | | Added and Omitted Taxes | 128,517.52 |
| PUBLIC SAFETY | | Other Miscellaneous Revenues | 345,840.20 | Total Taxes Levied - ABSTRACT | 5,389,365.03 |
| Fire Protection | 45,300.00 | Total | 6,288,453.02 | Total Taxes Billed | 5,382,183.95 |
| Police Protection | 583,855.52 | Prior Years Surplus Appropriated | 265,000.00 | 1985 TAXES COLLECTED | 5,209,384.87 |
| Civil Defense & Disaster Control | 180.83 | REVENUES TOTAL | 6,553,453.02 | 1985 Taxes Cancelled, Abated or Adjusted | |
| Environmental Inspection & Control | 22,600.00 | Reserve For Uncollected Taxes | 265,262.48 | Transfer to Tax Title Liens or Foreclosed | |
| Other Public Safety | | CAPITAL OUTLAY TOTAL | 186,975.59 | Balance Outstanding Dec. 31, 1985 | 172,799.08 |
| PUBLIC WORKS | | | | PRIOR YEARS TAXES OUTSTANDING | |
| Streets and Drainage | 187,026.06 | Public Enterprises | | Balance January 1, 1985 | 196,219.48 |
| Sewers and Sewage Processing | | Recreation—Culture | 21,079.90 | Collected in 1985 | 160,623.29 |
| Garbage and Trash Disposal | 161,940.00 | Public Works | 161,439.43 | Cancelled, Abated or Adjusted 1985 | |
| Public Buildings and Grounds | 83,639.44 | Buildings and Grounds | 4,456.26 | Transfers to Tax Title Liens or Foreclosed | |
| Other Public Works | | Library and Education | | Balance December 31, 1985 | 35,596.19 |
| HEALTH and WELFARE | | Conservation | | TAX TITLE LIENS OUTSTANDING | |
| Health Services Except Environmental | 21,148.00 | All Other | | Balance January 1, 1985 | 12,632.26 |
| Welfare-Public Assistance | 2,844.99 | CAPITAL DEBT AUTHORIZED, DECEMBER 31, 1985 | | Transfer From Taxes | |
| Hospitals, Clinics, First Aid | | ISSUED AND UNISSUED | | Redeemed in 1985 | 10,303.11 |
| Animal, Insect, & Rodent Control | | School | 362,001 | Cancelled, Abated or Adjusted (1985) | |
| Other Welfare Services | | Self-liquidating | | Transfers to Foreclosed Property | |
| RECREATION and CONSERVATION | | Other | 995,320 | Balance December 31, 1985 | 2,329.15 |
| Beaches and Boardwalks | | Total | 1,357,321 | PROPERTY ACQUIRED BY DEED OR | |
| Parks, Playgrounds, Shade Trees | 23,510.00 | ISSUED AND OUTSTANDING | | FORECLOSURE | |
| Land Reclamation & Conservation | 550.00 | School | | Balance January 1, 1985 | 174,700.00 |
| Other Recreational Services | 2,100.00 | Self-Liquidating | | Transfers From Taxes or Liens | |
| EDUCATION (excluding schools) | | Other | | Sale for Cash (1985) | 8,000.00 |
| Libraries | 4,152.00 | Total | 1,249,666.86 | Cancelled, Abated or Adjusted (1985) | |
| Other Educational Services | | EQUALIZED VALUATION BASIS | | Balance December 31, 1985 | 166,700.00 |
| STATUTORY EXPENDITURES | | FOR NET DEBT COMPUTATION | 220,728,588 | CURRENT FINANCES DECEMBER 31, 1985 | |
| Pensions & F. I. C. A. | 108,947.54 | REAL PROPERTY VALUATIONS | | ASSETS | |
| Employee Fringe Benefits | | Code Class # of Parcels % VAL'N | | Cash Dec. 31, 1985 | 1,988,265.07 |
| Other Statutory Expenditures | 5,000.00 | 1 Vacant Land 383 2.84 | 5,484,100.00 | Taxes Receivable | 208,395.27 |
| CETA And Other Public Employment Programs | | 2 Residential 1561 69.88 | 134,759,300.00 | Tax Title Liens | 2,329.15 |
| MUNICIPAL FUNCTIONS TOTAL | 1,618,965.55 | 3 Farm 1 2,330.00 | 2,330.00 | Foreclosed Property | 166,700.00 |
| CAPITAL IMPROVEMENTS *MEMO* | 11,000.00 | 4a Commercial 52 22.96 | 44,285,200.00 | Emergencies & Other Deferred Charges | 14,505.00 |
| DEBT SERVICE | | 4b Industrial 1 4.24 | 8,170,700.00 | State and Federal Aid Receivable | |
| Principal Payments | 148,000.00 | 4c Apartments 1 .08 | 153,500.00 | Other Receivables | 7,558.11 |
| Interest Payments | 60,607.27 | Total 1999 | 192,855,130.00 | Total | 2,387,752.60 |
| DEFERRED CHARGES | 14,505.00 | Land Area 3.10 Sq. Miles | | LIABILITIES, RESERVES, AND SURPLUS | |
| SCHOOL, COUNTY, SPECIAL DISTRICT TAXES | 4,292,666.43 | Net Valuation Taxable-Municipal | 193,638,382 | Cash Liabilities | 1,588,964.08 |
| RESERVE FOR UNCOLLECTED TAXES | 265,262.48 | Net Valuation Taxable-County | 222,779,090 | Reserves for Receivables | 384,982.53 |
| EXPENDITURES TOTAL | 6,400,006.73 | State Equalized Valuation | 235,519,582 | Surplus Dec. 31, 1985 | 413,805.99 |
| | | State Equalization Ratio | 82.16 | Total | 2,387,752.60 |

1916
 Population 1980 **2,737**
 Population 1985 **2,640**
 S & P Rating
 Moody Rating **BAA**

General Tax Rate Per \$100.
4.87
 State Equalized Tax Rate
2.77

OGDENSBURG BORO. - SUSSEX CO.

Form of Government:

Borough Council

Number of Members on Governing Body - 6

PER CAPITA:

Gross Debt **1,197.22**
 Net Debt **248.50**
 Debt Service **6.89**
 Total Tax Levy **759.04**
 Municipal Expenditures **293.69**

PER CENT:

Gross Debt **4.80**
 Net Debt **1.00**
 Tax Levy Collected **96.52**
 Tax Levy Cancelled, Abated or Adjusted **.05**

| EXPENDITURES | | REVENUES-REALIZED | | 1985 PROPERTY TAX | |
|---|---------------------|--|----------------------|--|---------------------|
| GENERAL GOVERNMENT | | | | STATE EQUALIZED TAX RATE | |
| Governing Body & Public Boards | | 1985 Property Taxes Collected | 1,934,093.57 | Local District School Taxes | .85 |
| Municipal Clerk | | 1985 Payments in Lieu of Taxes | | Regional & Consolidated School Tax | .78 |
| Financial Administration | 18,072.00 | Delinquent Tax & Lien Collections | 71,082.08 | School Taxes in Municipal Budget | |
| Assessment of Taxes | 8,882.00 | Business Personalty Replacement Taxes | 68,393.96 | County Taxes | .50 |
| Collection of Taxes | 18,385.00 | Taxes from Public Utilities | 63,380.00 | County Library Taxes | .03 |
| Planning, Housing & Development | 3,562.62 | Other Miscellaneous Tax Revenues | | Local Municipal Purpose Taxes | .60 |
| Human Resources | | State Aid Revenues | 26,548.02 | Veteran & Senior Citizen Taxes | |
| Elections | 905.00 | Federal Aid Revenues | | Total Taxes for Rate Computation | 2.76 |
| General Administration (other) | 105,140.81 | State and Local Fiscal Assistance Act Utilized | 29,632.06 | Special District Taxes | |
| JUDICIARY | | Sale of Acquired Property | | Bank Corp. Taxes | 1,673.90 |
| Municipal Courts | 8,048.00 | Other Miscellaneous Revenues | 73,591.49 | Added and Omitted Taxes | 6,822.52 |
| PUBLIC SAFETY | | Total | 2,266,721.18 | Total Taxes Levied - ABSTRACT | 2,003,858.48 |
| Fire Protection | 20,525.00 | Prior Years Surplus Appropriated | 95,000.00 | Total Taxes Billed | 2,003,830.34 |
| Police Protection | 157,092.00 | REVENUES TOTAL | 2,361,721.18 | 1985 TAXES COLLECTED | 1,934,093.57 |
| Civil Defense & Disaster Control | 500.00 | Reserve For Uncollected Taxes | 125,182.81 | 1985 Taxes Cancelled, Abated or Adjusted | 997.40 |
| Environmental Inspection & Control | 6,425.00 | CAPITAL OUTLAY TOTAL | 282,143.58 | Transfer to Tax Title Liens or Foreclosed | 7,214.91 |
| Other Public Safety | | | | Balance Outstanding Dec. 31, 1985 | 61,524.46 |
| PUBLIC WORKS | | | | PRIOR YEARS TAXES OUTSTANDING | |
| Streets and Drainage | 112,839.10 | Public Enterprises | 6,579.27 | Balance January 1, 1985 | 64,749.72 |
| Sewers and Sewage Processing | | Recreation—Culture | 4,649.99 | Collected in 1985 | 64,644.98 |
| Garbage and Trash Disposal | 39,111.06 | Public Works | 21,287.18 | Cancelled, Abated or Adjusted 1985 | |
| Public Buildings and Grounds | 29,029.43 | Buildings and Grounds | 249,627.14 | Transfers to Tax Title Liens or Foreclosed | |
| Other Public Works | | Library and Education | | Balance December 31, 1985 | 104.74 |
| HEALTH and WELFARE | | Conservation | | TAX TITLE LIENS OUTSTANDING | |
| Health Services Except Environmental | 12,015.00 | All Other | | Balance January 1, 1985 | 30,205.94 |
| Welfare-Public Assistance | 100.00 | CAPITAL DEBT AUTHORIZED, DECEMBER 31, 1985 | | Transfer From Taxes | 7,214.91 |
| Hospitals, Clinics, First Aid | | ISSUED AND UNISSUED | | Redeemed in 1985 | 6,437.10 |
| Animal, Insect, & Rodent Control | 6,100.00 | School | 2,002,913 | Cancelled, Abated or Adjusted (1985) | |
| Other Welfare Services | | Self-liquidating | 501,700 | Transfers to Foreclosed Property | |
| RECREATION and CONSERVATION | | Other | 656,040 | Balance December 31, 1985 | 30,983.75 |
| Beaches and Boardwalks | | Total | 3,160,653 | PROPERTY ACQUIRED BY DEED OR | |
| Parks, Playgrounds, Shade Trees | 17,003.28 | ISSUED AND OUTSTANDING | | FORECLOSURE | |
| Land Reclamation & Conservation | | School | 2,002,913.63 | Balance January 1, 1985 | 40,900.00 |
| Other Recreational Services | 3,000.00 | Self-liquidating | 488,000.00 | Transfers From Taxes or Liens | |
| EDUCATION (excluding schools) | | Other | 470,000.00 | Sale for Cash (1985) | |
| Libraries | | Total | 2,960,913.63 | Cancelled, Abated or Adjusted (1985) | |
| Other Educational Services | 73.00 | EQUALIZED VALUATION BASIS | | Balance December 31, 1985 | 40,900.00 |
| STATUTORY EXPENDITURES | | FOR NET DEBT COMPUTATION | 65,861,791 | CURRENT FINANCES DECEMBER 31, 1985 | |
| Pensions & F. I. C. A. | 32,609.75 | REAL PROPERTY VALUATIONS | | ASSETS | |
| Employee Fringe Benefits | 12,550.00 | Code Class # of Parcels % VAL'N | | Cash Dec. 31, 1985 | 326,056.80 |
| Other Statutory Expenditures | 1.00 | 1 Vacant Land 103 2.55 | 1,043,525.00 | Taxes Receivable | 61,629.20 |
| CETA And Other Public Employment Programs | | 2 Residential 761 69.23 | 28,332,350.00 | Tax Title Liens | 30,983.75 |
| MUNICIPAL FUNCTIONS TOTAL | 611,969.05 | 3 Farm 5 .64 | 259,950.00 | Foreclosed Property | 40,900.00 |
| CAPITAL IMPROVEMENTS *MEMO* | 5,000.00 | 4a Commercial 35 5.34 | 2,184,125.00 | Emergencies & Other Deferred Charges | |
| DEBT SERVICE | | 4b Industrial 4 21.65 | 8,860,825.00 | State and Federal Aid Receivable | 9,188.08 |
| Principal Payments | | 4c Apartments 6 .59 | 242,650.00 | Other Receivables | 3,183.35 |
| Interest Payments | 18,200.00 | Total 914 | 40,923,425.00 | Total | 471,941.18 |
| DEFERRED CHARGES | 20,000.00 | Land Area 2.20 Sq. Miles | | LIABILITIES, RESERVES, AND SURPLUS | |
| SCHOOL, COUNTY, SPECIAL DISTRICT TAXES | 1,561,037.12 | Net Valuation Taxable-Municipal | 41,006,289 | Cash Liabilities | 94,496.37 |
| RESERVE FOR UNCOLLECTED TAXES | 125,182.81 | Net Valuation Taxable-County | 65,499,722 | Reserves for Receivables | 136,696.30 |
| EXPENDITURES TOTAL | 2,336,388.98 | State Equalized Valuation | 71,929,003 | Surplus Dec. 31, 1985 | 240,748.51 |
| | | State Equalization Ratio | 56.96 | Total | 471,941.18 |

1209
 Population 1980 **51,515**
 Population 1985 **54,669**
 S & P Rating **A**
 Moody Rating **A**
 General Tax Rate Per \$100. **2.69**
 State Equalized Tax Rate **2.73**

OLD BRIDGE TOWNSHIP – MIDDLESEX CO.
Form of Government:
Mayor–Council Plan F (OMCL 50)
Number of Members on Governing Body – 9

PER CAPITA:
 Gross Debt **412.49**
 Net Debt **237.97**
 Debt Service **29.89**
 Total Tax Levy **693.64**
 Municipal Expenditures **292.42**
 PER CENT:
 Gross Debt **1.98**
 Net Debt **1.14**
 Tax Levy Collected **96.23**
 Tax Levy Cancelled, Abated or Adjusted **.20**

| EXPENDITURES | | REVENUES-REALIZED | | 1985 PROPERTY TAX | |
|---|----------------------|--|--|--|----------------------|
| GENERAL GOVERNMENT | | | | STATE EQUALIZED TAX RATE 1.62 | |
| Governing Body & Public Boards | | 1985 Property Taxes Collected | | Local District School Taxes | 20,887,647.50 |
| Municipal Clerk | | 1985 Payments in Lieu of Taxes | | Regional & Consolidated School Tax | |
| Financial Administration | 268,284.00 | Delinquent Tax & Lien Collections | | School Taxes in Municipal Budget | |
| Assessment of Taxes | 194,508.00 | Business Personality Replacement Taxes | | County Taxes | 7,006,824.18 |
| Collection of Taxes | 105,800.00 | Taxes from Public Utilities | | County Library Taxes | |
| Planning, Housing & Development | 234,755.00 | Other Miscellaneous Tax Revenues | | Local Municipal Purpose Taxes | 7,265,000.00 |
| Human Resources | 565,336.67 | State Aid Revenues | | Veteran & Senior Citizen Taxes | 387,950.00 |
| Elections | 23,000.00 | Federal Aid Revenues | | Total Taxes for Rate Computation | 35,547,421.68 |
| General Administration (other) | 1,888,491.00 | State and Local Fiscal Assistance Act Utilized | | Special District Taxes | 1,821,874.00 |
| JUDICIARY | | Sale of Acquired Property | | Bank Corp. Taxes | 94,500.30 |
| Municipal Courts | 128,500.00 | Other Miscellaneous Revenues | | Added and Omitted Taxes | 844,897.15 |
| PUBLIC SAFETY | | Total | | Total Taxes Levied - ABSTRACT | 37,920,743.13 |
| Fire Protection | 53,851.00 | Prior Years Surplus Appropriated | | Total Taxes Billed | 37,833,763.46 |
| Police Protection | 4,423,119.00 | REVENUES TOTAL | | 1985 TAXES COLLECTED | 36,408,432.89 |
| Civil Defense & Disaster Control | 5,200.00 | Reserve For Uncollected Taxes | | 1985 Taxes Cancelled, Abated or Adjusted | 76,647.93 |
| Environmental Inspection & Control | 328,305.00 | CAPITAL OUTLAY TOTAL | | Transfer to Tax Title Liens or Foreclosed | 117,420.09 |
| Other Public Safety | | | | Balance Outstanding Dec. 31, 1985 | 1,231,262.55 |
| PUBLIC WORKS | | Public Enterprises | | PRIOR YEARS TAXES OUTSTANDING | |
| Streets and Drainage | 1,140,971.25 | Recreation—Culture | | Balance January 1, 1985 | 1,001,971.71 |
| Sewers and Sewage Processing | | Public Works | | Collected in 1985 | 955,486.86 |
| Garbage and Trash Disposal | 192,400.00 | Buildings and Grounds | | Cancelled, Abated or Adjusted 1985 | 11,000.38 |
| Public Buildings and Grounds | 185,000.00 | Library and Education | | Transfers to Tax Title Liens or Foreclosed | 35,484.47 |
| Other Public Works | | Conservation | | Balance December 31, 1985 | |
| HEALTH and WELFARE | | All Other | | TAX TITLE LIENS OUTSTANDING | |
| Health Services Except Environmental | 309,119.00 | CAPITAL DEBT AUTHORIZED, DECEMBER 31, 1985 | | Balance January 1, 1985 | 251,138.37 |
| Welfare-Public Assistance | 64,949.00 | ISSUED AND UNISSUED GROSS DEBT NET DEBT | | Transfer From Taxes | 159,656.91 |
| Hospitals, Clinics, First Aid | | School 9,541,000 | | Redeemed in 1985 | 67,695.37 |
| Animal, Insect, & Rodent Control | | Self-liquidating 13,009,500 | | Cancelled, Abated or Adjusted (1985) | 4,542.85 |
| Other Welfare Services | | Other 22,550,500 | | Transfers to Foreclosed Property | |
| RECREATION and CONSERVATION | | Total 13,009,500 | | Balance December 31, 1985 | 338,557.06 |
| Beaches and Boardwalks | 469,199.00 | ISSUED AND OUTSTANDING | | PROPERTY ACQUIRED BY DEED OR FORECLOSURE | |
| Parks, Playgrounds, Shade Trees | 3,049.49 | School 9,541,000.00 | | Balance January 1, 1985 | 1,213,290.00 |
| Land Reclamation & Conservation | 5,000.00 | Self-Liquidating 10,010,000.00 | | Transfers From Taxes or Liens | |
| Other Recreational Services | | Other 19,551,000.00 | | Sale for Cash (1985) | |
| EDUCATION (excluding schools) | | Total 1,140,773,980 | | Cancelled, Abated or Adjusted (1985) | 1,213,290.00 |
| Libraries | 455,000.00 | EQUALIZED VALUATION BASIS FOR NET DEBT COMPUTATION | | Balance December 31, 1985 | |
| Other Educational Services | 1,000.00 | REAL PROPERTY VALUATIONS | | CURRENT FINANCES DECEMBER 31, 1985 | |
| STATUTORY EXPENDITURES | | Code Class # of Parcels % VAL'N ASSESSED VALUATION | | ASSETS | |
| Pensions & F. I. C. A. | 986,128.82 | 1 Vacant Land 1999 8.09 105,129,800.00 | | Cash Dec. 31, 1985 | 3,370,603.21 |
| Employee Fringe Benefits | 760,000.00 | 2 Residential 12283 72.09 936,194,800.00 | | Taxes Receivable | 1,231,262.55 |
| Other Statutory Expenditures | 40,000.00 | 3 Farm 177 .78 10,158,000.00 | | Tax Title Liens | 338,557.06 |
| CETA And Other Public Employment Programs | | 4a Commercial 322 7.24 94,004,400.00 | | Foreclosed Property | |
| MUNICIPAL FUNCTIONS TOTAL | 12,830,966.23 | 4b Industrial 45 2.13 27,657,000.00 | | Emergencies & Other Deferred Charges | 26,464.00 |
| CAPITAL IMPROVEMENTS *MEMO* | 170,000.00 | 4c Apartments 16 9.67 125,566,200.00 | | State and Federal Aid Receivable | 28,236.83 |
| DEBT SERVICE | | Total 14842 1,298,710,200.00 | | Other Receivables | 422,181.81 |
| Principal Payments | 950,000.00 | Land Area 38.31 Sq. Miles | | Total | 5,417,305.46 |
| Interest Payments | 684,145.25 | Net Valuation Taxable-Municipal | | LIABILITIES, RESERVES, AND SURPLUS | |
| DEFERRED CHARGES | 225,567.36 | Net Valuation Taxable-County | | Cash Liabilities | 2,087,071.64 |
| SCHOOL, COUNTY, SPECIAL DISTRICT TAXES | 29,716,345.68 | State Equalized Valuation | | Reserves for Receivables | 1,753,650.67 |
| RESERVE FOR UNCOLLECTED TAXES | 1,295,406.41 | State Equalization Ratio 101.62 | | Surplus Dec. 31, 1985 | 1,576,583.15 |
| EXPENDITURES TOTAL | 45,702,430.93 | | | Total | 5,417,305.46 |

0243

Population 1980 **4,168**
 Population 1985 **4,382**
 S & P Rating
 Moody Rating **A1**

General Tax Rate Per \$100.

3.68

State Equalized Tax Rate

1.76**OLD TAPPAN BOROUGH - BERGEN COUNTY****Form of Government:****Borough Council****Number of Members on Governing Body - 6**

PER CAPITA:

Gross Debt **407.37**
 Net Debt **308.57**
 Debt Service **25.95**
 Total Tax Levy **1,077.48**
 Municipal Expenditures **476.48**

PER CENT:

Gross Debt **.79**
 Net Debt **.60**
 Tax Levy Collected **96.17**
 Tax Levy Cancelled, Abated or Adjusted **.39**

| EXPENDITURES | | REVENUES-REALIZED | | 1985 PROPERTY TAX | |
|--|-------------------------|---|-----------------------|--|---------------------|
| GENERAL GOVERNMENT | | | | STATE EQUALIZED TAX RATE | |
| Governing Body & Public Boards | | 1985 Property Taxes Collected | 4,539,338.46 | Local District School Taxes | .69 |
| Municipal Clerk | | 1985 Payments in Lieu of Taxes | | Regional & Consolidated School Tax | .56 |
| Financial Administration | 27,960.00 | Delinquent Tax & Lien Collections | 197,001.14 | School Taxes in Municipal Budget | |
| Assessment of Taxes | 11,300.00 | Business Personalty Replacement Taxes | 38,691.32 | County Taxes | .37 |
| Collection of Taxes | 11,970.00 | Taxes from Public Utilities | 961,130.00 | County Library Taxes | |
| Planning, Housing & Development | 25,935.00 | Other Miscellaneous Tax Revenues | | Local Municipal Purpose Taxes | .14 |
| Human Resources | | State Aid Revenues | 27,639.81 | Veteran & Senior Citizen Taxes | 24,400.00 |
| Elections | | Federal Aid Revenues | | Total Taxes for Rate Computation | 1.76 |
| General Administration (other) | 188,559.00 | State and Local Fiscal Assistance Act Utilized | 17,187.00 | Special District Taxes | |
| JUDICIARY | | Sale of Acquired Property | | Bank Corp. Taxes | 12,246.76 |
| Municipal Courts | 9,045.00 | Other Miscellaneous Revenues | 468,405.12 | Added and Omitted Taxes | 127,421.55 |
| PUBLIC SAFETY | | Total | 6,249,392.85 | Total Taxes Levied - ABSTRACT | 4,721,537.34 |
| Fire Protection | 103,593.00 | Prior Years Surplus Appropriated | 391,000.00 | Total Taxes Billed | 4,720,203.01 |
| Police Protection | 532,666.34 | REVENUES TOTAL | 6,640,392.85 | 1985 TAXES COLLECTED | 4,539,338.46 |
| Civil Defense & Disaster Control | 1,940.00 | Reserve For Uncollected Taxes | 250,752.43 | 1985 Taxes Cancelled, Abated or Adjusted | 18,450.29 |
| Environmental Inspection & Control | 18,100.00 | | | Transfer to Tax Title Liens or Foreclosed | 46,588.80 |
| Other Public Safety | | CAPITAL OUTLAY | 654,654.44 | Balance Outstanding Dec. 31, 1985 | 115,825.46 |
| PUBLIC WORKS | | Total | | PRIOR YEARS TAXES OUTSTANDING | |
| Streets and Drainage | 224,500.00 | Public Enterprises | | Balance January 1, 1985 | 312,141.24 |
| Sewers and Sewage Processing | 44,000.00 | Recreation—Culture | | Collected in 1985 | 133,343.03 |
| Garbage and Trash Disposal | 20,000.00 | Public Works | 654,654.44 | Cancelled, Abated or Adjusted 1985 | |
| Public Buildings and Grounds | 40,250.00 | Buildings and Grounds | | Transfers to Tax Title Liens or Foreclosed | |
| Other Public Works | | Library and Education | | Balance December 31, 1985 | 178,798.21 |
| HEALTH and WELFARE | | Conservation | | TAX TITLE LIENS OUTSTANDING | |
| Health Services Except Environmental | 14,020.00 | All Other | | Balance January 1, 1985 | 97,887.52 |
| Welfare-Public Assistance | 845.00 | CAPITAL DEBT AUTHORIZED, DECEMBER 31, 1985 | | Transfer From Taxes | 46,588.80 |
| Hospitals, Clinics, First Aid | 500.00 | ISSUED AND UNISSUED | | Redeemed in 1985 | 63,658.11 |
| Animal, Insect, & Rodent Control | | School | 74,734 | Cancelled, Abated or Adjusted (1985) | |
| Other Welfare Services | | Self-liquidating | | Transfers to Foreclosed Property | |
| RECREATION and CONSERVATION | | Other | 1,710,372 | Balance December 31, 1985 | 80,818.21 |
| Beaches and Boardwalks | | Total | 1,785,106 | PROPERTY ACQUIRED BY DEED OR | |
| Parks, Playgrounds, Shade Trees | 31,645.00 | ISSUED AND OUTSTANDING | | FORECLOSURE | |
| Land Reclamation & Conservation | | School | 74,734.22 | Balance January 1, 1985 | 397,900.00 |
| Other Recreational Services | 172,060.00 | Self-Liquidating | | Transfers From Taxes or Liens | |
| EDUCATION (excluding schools) | | Other | 1,520,200.00 | Sale for Cash (1985) | |
| Libraries | 53,233.34 | Total | 1,594,934.22 | Cancelled, Abated or Adjusted (1985) | |
| Other Educational Services | | EQUALIZED VALUATION BASIS | | Balance December 31, 1985 | 397,900.00 |
| STATUTORY EXPENDITURES | | FOR NET DEBT COMPUTATION | 227,136,242 | CURRENT FINANCES DECEMBER 31, 1985 | |
| Pensions & F. I. C. A. | 134,375.68 | REAL PROPERTY VALUATIONS | | ASSETS | |
| Employee Fringe Benefits | 43,000.00 | Code Class # of Parcels % VAL'N | | Cash Dec. 31, 1985 | 1,531,132.21 |
| Other Statutory Expenditures | | 1 Vacant Land 169 3.23 | 4,024,500.00 | Taxes Receivable | 294,623.67 |
| CETA And Other Public Employment Programs | | 2 Residential 1216 80.20 | 99,904,400.00 | Tax Title Liens | 80,818.21 |
| MUNICIPAL FUNCTIONS | 1,709,497.36 | 3 Farm 22 .62 | 762,900.00 | Foreclosed Property | 397,900.00 |
| CAPITAL IMPROVEMENTS | *MEMO* 85,000.00 | 4a Commercial 34 10.41 | 12,972,560.00 | Emergencies & Other Deferred Charges | 56,000.00 |
| DEBT SERVICE | | 4b Industrial 1 5.54 | 6,906,100.00 | State and Federal Aid Receivable | 943.93 |
| Principal Payments | 55,766.66 | 4c Apartments | | Other Receivables | 28,245.64 |
| Interest Payments | 57,937.30 | Total 1442 | 124,570,460.00 | Total | 2,389,663.66 |
| DEFERRED CHARGES | 14,000.00 | Land Area 3.10 Sq. Miles | | LIABILITIES, RESERVES, AND SURPLUS | |
| SCHOOL, COUNTY, SPECIAL DISTRICT TAXES | 4,219,938.01 | Net Valuation Taxable-Municipal | 124,803,844 | Cash Liabilities | 673,601.92 |
| RESERVE FOR UNCOLLECTED TAXES | 250,752.43 | Net Valuation Taxable-County | 234,516,467 | Reserves for Receivables | 801,587.52 |
| EXPENDITURES | 6,307,891.76 | State Equalized Valuation | 260,514,328 | Surplus Dec. 31, 1985 | 914,474.22 |
| | | State Equalization Ratio | 47.86 | Total | 2,389,663.66 |

1706
Population 1980 1,847
Population 1985 1,859
S & P Rating
Moody Rating

General Tax Rate Per \$100. 4.34
State Equalized Tax Rate 2.23

OLDMANS TOWNSHIP – SALEM COUNTY
Form of Government:
Township Committee
Number of Members on Governing Body – 3

PER CAPITA:
Gross Debt 537.45
Net Debt 37.72
Debt Service 6.20
Total Tax Levy 654.67
Municipal Expenditures 334.15
PER CENT:
Gross Debt 2.01
Net Debt .14
Tax Levy Collected 85.15
Tax Levy Cancelled, Abated or Adjusted 1.40

| EXPENDITURES | | REVENUES-REALIZED | | 1985 PROPERTY TAX | |
|---|--------------|--|---------------|--|-------------------|
| GENERAL GOVERNMENT | | | | STATE EQUALIZED TAX RATE | |
| Governing Body & Public Boards | 4,100.00 | 1985 Property Taxes Collected | 1,035,039.27 | Local District School Taxes 1.50 | 814,620.00 |
| Municipal Clerk | 3,700.00 | 1985 Payments in Lieu of Taxes | | Regional & Consolidated School Tax | |
| Financial Administration | 17,200.00 | Delinquent Tax & Lien Collections | 101,181.01 | School Taxes in Municipal Budget | |
| Assessment of Taxes | 7,700.00 | Business Personalty Replacement Taxes | 42,073.60 | County Taxes | 388,977.76 |
| Collection of Taxes | 7,150.00 | Taxes from Public Utilities | 154,811.00 | County Library Taxes | |
| Planning, Housing & Development | 7,303.18 | Other Miscellaneous Tax Revenues | | Local Municipal Purpose Taxes | |
| Human Resources | | State Aid Revenues | 14,460.34 | Veteran & Senior Citizen Taxes | 17,000.00 |
| Elections | | Federal Aid Revenues | | Total Taxes for Rate Computation | 2.22 1,220,597.76 |
| General Administration (other) | 44,817.20 | State and Local Fiscal Assistance Act Utilized | 13,197.65 | Special District Taxes | |
| JUDICIARY | | Sale of Acquired Property | | Bank Corp. Taxes | 3,701.15 |
| Municipal Courts | 14,253.17 | Other Miscellaneous Revenues | 159,602.59 | Added and Omitted Taxes | 9,740.05 |
| PUBLIC SAFETY | | Total | 1,520,365.46 | Total Taxes Levied - ABSTRACT | 1,217,038.96 |
| Fire Protection | 40,350.00 | Prior Years Surplus Appropriated | 174,034.69 | Total Taxes Billed | 1,215,556.98 |
| Police Protection | 37,853.33 | REVENUES TOTAL | 1,694,400.15 | 1985 TAXES COLLECTED | 1,035,039.27 |
| Civil Defense & Disaster Control | 600.00 | Reserve For Uncollected Taxes | 193,760.00 | 1985 Taxes Cancelled, Abated or Adjusted | 16,961.58 |
| Environmental Inspection & Control | 13,000.00 | | | Transfer to Tax Title Liens or Foreclosed | 70,459.90 |
| Other Public Safety | | CAPITAL OUTLAY TOTAL | 14,167.84 | Balance Outstanding Dec. 31, 1985 | 93,096.23 |
| PUBLIC WORKS | | | | PRIOR YEARS TAXES OUTSTANDING | |
| Streets and Drainage | 46,900.00 | Public Enterprises | | Balance January 1, 1985 | 165,066.47 |
| Sewers and Sewage Processing | | Recreation—Culture | | Collected in 1985 | 97,816.13 |
| Garbage and Trash Disposal | 49,369.00 | Public Works | 14,167.84 | Cancelled, Abated or Adjusted 1985 | |
| Public Buildings and Grounds | 9,193.12 | Buildings and Grounds | | Transfers to Tax Title Liens or Foreclosed | 67,212.90 |
| Other Public Works | | Library and Education | | Balance December 31, 1985 | 37.44 |
| HEALTH and WELFARE | | Conservation | | TAX TITLE LIENS OUTSTANDING | |
| Health Services Except Environmental | 750.00 | All Other | | Balance January 1, 1985 | 3,364.88 |
| Welfare-Public Assistance | 3,175.00 | CAPITAL DEBT AUTHORIZED, DECEMBER 31, 1985 | | Transfer From Taxes | 137,672.80 |
| Hospitals, Clinics, First Aid | 2,500.00 | ISSUED AND UNISSUED GROSS DEBT | | Redeemed in 1985 | 3,364.88 |
| Animal, Insect, & Rodent Control | 2,595.00 | School | 929,000 | Cancelled, Abated or Adjusted (1985) | |
| Other Welfare Services | | Self-liquidating | 24,120 | Transfers to Foreclosed Property | |
| RECREATION and CONSERVATION | | Other | 46,000 | Balance December 31, 1985 | 137,672.80 |
| Beaches and Boardwalks | | Total | 999,120 | PROPERTY ACQUIRED BY DEED OR | |
| Parks, Playgrounds, Shade Trees | 2,000.00 | | | FORECLOSURE | |
| Land Reclamation & Conservation | | ISSUED AND OUTSTANDING | | Balance January 1, 1985 | 100.00 |
| Other Recreational Services | | School | 929,000.00 | Transfers From Taxes or Liens | |
| EDUCATION (excluding schools) | | Self-Liquidating | 24,120.28 | Sale for Cash (1985) | |
| Libraries | | Other | 46,000.00 | Cancelled, Abated or Adjusted (1985) | |
| Other Educational Services | | Total | 999,120.28 | Balance December 31, 1985 | 100.00 |
| STATUTORY EXPENDITURES | | EQUALIZED VALUATION BASIS | | CURRENT FINANCES DECEMBER 31, 1985 | |
| Pensions & F. I. C. A. | 12,600.00 | FOR NET DEBT COMPUTATION | 49,626,624 | ASSETS | |
| Employee Fringe Benefits | | REAL PROPERTY VALUATIONS | | Cash Dec. 31, 1985 | 297,505.47 |
| Other Statutory Expenditures | 1,500.00 | Code Class # of Parcels % VAL'N | | Taxes Receivable | 93,133.67 |
| CETA And Other Public Employment Programs | | 1 Vacant Land 245 3.13 | 860,100.00 | Tax Title Liens | 137,672.80 |
| MUNICIPAL FUNCTIONS TOTAL | 328,609.00 | 2 Residential 507 40.98 | 11,249,000.00 | Foreclosed Property | 100.00 |
| CAPITAL IMPROVEMENTS *MEMO* | | 3 Farm 377 14.44 | 3,962,700.00 | Emergencies & Other Deferred Charges | 70,426.83 |
| DEBT SERVICE | | 4a Commercial 45 28.10 | 7,712,500.00 | State and Federal Aid Receivable | |
| Principal Payments | 8,000.00 | 4b Industrial 9 13.36 | 3,666,200.00 | Other Receivables | 4,464.10 |
| Interest Payments | 3,519.82 | 4c Apartments | | Total | 603,302.87 |
| DEFERRED CHARGES | 87,291.62 | Total | 27,450,500.00 | LIABILITIES, RESERVES, AND SURPLUS | |
| SCHOOL, COUNTY, SPECIAL DISTRICT TAXES | 1,203,597.76 | Land Area 19.40 Sq. Miles | | Cash Liabilities | 174,356.73 |
| RESERVE FOR UNCOLLECTED TAXES | 193,760.00 | Net Valuation Taxable-Municipal | 27,783,800 | Reserves for Receivables | 235,370.57 |
| EXPENDITURES TOTAL | 1,824,778.20 | Net Valuation Taxable-County | 50,968,699 | Surplus Dec. 31, 1985 | 193,575.57 |
| | | State Equalized Valuation | 53,813,270 | Total | 603,302.87 |
| | | State Equalization Ratio | 51.33 | | |

0244
 Population 1980 8,658
 Population 1985 8,447
 S & P Rating
 Moody Rating A1

General Tax Rate Per \$100. 4.80
 State Equalized Tax Rate 1.91

ORADELL BOROUGH – BERGEN COUNTY
Form of Government:
Borough Council
Number of Members on Governing Body – 6

PER CAPITA:
 Gross Debt 218.29
 Net Debt 172.04
 Debt Service 61.20
 Total Tax Levy 1,140.37
 Municipal Expenditures 545.44

PER CENT:
 Gross Debt .41
 Net Debt .32
 Tax Levy Collected 99.09
 Tax Levy Cancelled, Abated or Adjusted .28

| EXPENDITURES | | REVENUES-REALIZED | | 1985 PROPERTY TAX | |
|--|----------------------|---|-------------------|---|-------------------|
| GENERAL GOVERNMENT | | | | STATE EQUALIZED TAX RATE | |
| Governing Body & Public Boards | | 1985 Property Taxes Collected | 9,529,835.66 | Local District School Taxes | .36 1,826,120.00 |
| Municipal Clerk | | 1985 Payments in Lieu of Taxes | 56,496.00 | Regional & Consolidated School Tax | .72 3,599,469.65 |
| Financial Administration | 17,000.00 | Delinquent Tax & Lien Collections | 54,323.41 | School Taxes in Municipal Budget | |
| Assessment of Taxes | 141,880.00 | Business Personality Replacement Taxes | 64,817.24 | County Taxes | .36 1,803,610.23 |
| Collection of Taxes | 57,920.00 | Taxes from Public Utilities | 998,414.00 | County Library Taxes | |
| Planning, Housing & Development | 11,300.00 | Other Miscellaneous Tax Revenues | | Local Municipal Purpose Taxes | .47 2,343,115.00 |
| Human Resources | | State Aid Revenues | 78,868.72 | Veteran & Senior Citizen Taxes | |
| Elections | 2,000.00 | Federal Aid Revenues | | Total Taxes for Rate Computation | 1.91 9,642,014.88 |
| General Administration (other) | 328,970.00 | State and Local Fiscal Assistance Act Utilized | 48,668.60 | Special District Taxes | |
| JUDICIARY | | Sale of Acquired Property | | Bank Corp. Taxes | 31,040.26 |
| Municipal Courts | 39,350.00 | Other Miscellaneous Revenues | 469,823.15 | Added and Omitted Taxes | 29,389.76 |
| PUBLIC SAFETY | | Total | 11,301,246.78 | Total Taxes Levied - ABSTRACT | 9,632,744.90 |
| Fire Protection | 121,965.00 | Prior Years Surplus Appropriated | 445,000.00 | Total Taxes Billed | 9,617,314.04 |
| Police Protection | 896,318.00 | REVENUES TOTAL | 11,746,246.78 | 1985 TAXES COLLECTED | 9,529,835.66 |
| Civil Defense & Disaster Control | 4,125.00 | Reserve For Uncollected Taxes | 239,840.00 | 1985 Taxes Cancelled, Abated or Adjusted | 27,232.80 |
| Environmental Inspection & Control | 48,293.00 | | | Balance Outstanding Dec. 31, 1985 | 283.20 |
| Other Public Safety | | | | Transfer to Tax Title Liens or Foreclosed | 59,962.38 |
| PUBLIC WORKS | | CAPITAL OUTLAY TOTAL | 249,131.05 | PRIOR YEARS TAXES OUTSTANDING | |
| Streets and Drainage | 327,538.67 | Public Enterprises | | Balance January 1, 1985 | 54,367.55 |
| Sewers and Sewage Processing | 330,134.33 | Recreation—Culture | 8,106.28 | Collected in 1985 | 54,323.41 |
| Garbage and Trash Disposal | 404,000.00 | Public Works | 193,685.31 | Cancelled, Abated or Adjusted 1985 | 40.41 |
| Public Buildings and Grounds | 245,600.00 | Buildings and Grounds | 47,339.46 | Transfers to Tax Title Liens or Foreclosed | |
| Other Public Works | 28,000.00 | Library and Education | | Balance December 31, 1985 | 3.73 |
| HEALTH and WELFARE | | Conservation | | TAX TITLE LIENS OUTSTANDING | |
| Health Services Except Environmental | 29,940.00 | All Other | | Balance January 1, 1985 | 712.17 |
| Welfare-Public Assistance | 2,500.00 | | | Transfer From Taxes | 283.20 |
| Hospitals, Clinics, First Aid | | CAPITAL DEBT AUTHORIZED, DECEMBER 31, 1985 | | Redeemed in 1985 | |
| Animal, Insect, & Rodent Control | | ISSUED AND UNISSUED GROSS DEBT NET DEBT | | Cancelled, Abated or Adjusted (1985) | |
| Other Welfare Services | | School 386,295 | | Transfers to Foreclosed Property | |
| RECREATION and CONSERVATION | | Self-liquidating 1,457,613 | 1,453,222 | Balance December 31, 1985 | 995.37 |
| Beaches and Boardwalks | | Other 1,843,908 | 1,453,222 | PROPERTY ACQUIRED BY DEED OR FORECLOSURE | |
| Parks, Playgrounds, Shade Trees | 136,530.00 | | | Balance January 1, 1985 | 33,623.00 |
| Land Reclamation & Conservation | | ISSUED AND OUTSTANDING | | Transfers From Taxes or Liens | |
| Other Recreational Services | 68,414.00 | School 386,295.07 | | Sale for Cash (1985) | |
| EDUCATION (excluding schools) | | Self-liquidating 1,404,657.00 | | Cancelled, Abated or Adjusted (1985) | 3,500.00 |
| Libraries | 135,500.00 | Other 1,790,952.07 | | Balance December 31, 1985 | 30,123.00 |
| Other Educational Services | | Total | | CURRENT FINANCES DECEMBER 31, 1985 | |
| STATUTORY EXPENDITURES | | EQUALIZED VALUATION BASIS | | ASSETS | |
| Pensions & F. I. C. A. | 291,960.00 | FOR NET DEBT COMPUTATION | 450,660.433 | Cash Dec. 31, 1985 | 3,730,527.33 |
| Employee Fringe Benefits | 164,000.00 | REAL PROPERTY VALUATIONS | | Taxes Receivable | 59,966.11 |
| Other Statutory Expenditures | 6,000.00 | Code Class # of Parcels % VAL'N | | Tax Title Liens | 995.37 |
| CETA And Other Public Employment Programs | | 1 Vacant Land 56 1.89 | 3,743,388.00 | Foreclosed Property | 30,123.00 |
| MUNICIPAL FUNCTIONS TOTAL | 3,839,238.00 | 2 Residential 2598 82.34 | 163,502,200.00 | Emergencies & Other Deferred Charges | 137,000.00 |
| CAPITAL IMPROVEMENTS *MEMO* | 10,000.00 | 3 Farm | | State and Federal Aid Receivable | 2,392.04 |
| DEBT SERVICE | | 4a Commercial 93 14.65 | 29,094,600.00 | Other Receivables | 3,500.00 |
| Principal Payments | 431,770.96 | 4b Industrial 1 .06 | 111,000.00 | Total | 3,964,503.85 |
| Interest Payments | 85,185.16 | 4c Apartments 6 1.06 | 2,109,200.00 | LIABILITIES, RESERVES, AND SURPLUS | |
| | | Total 2754 | 198,560,388.00 | Cash Liabilities | 3,327,826.39 |
| DEFERRED CHARGES | 11,315.00 | Land Area 2.55 Sq. Miles | | Reserves for Receivables | 94,584.48 |
| SCHOOL, COUNTY, SPECIAL DISTRICT TAXES | 7,229,199.88 | Net Valuation Taxable-Municipal | 199,658,131 | Surplus Dec. 31, 1985 | 542,092.98 |
| RESERVE FOR UNCOLLECTED TAXES | 239,840.00 | Net Valuation Taxable-County | 445,550,818 | Total | 3,964,503.85 |
| EXPENDITURES TOTAL | 11,836,549.00 | State Equalized Valuation | 499,993,527 | | |
| | | State Equalization Ratio | 39.80 | | |

0717
Population 1980 31,136
Population 1985 31,563
S & P Rating
Moody Rating A

General Tax Rate Per \$100. 11.81
State Equalized Tax Rate 4.91

CITY OF ORANGE – TWP. – ESSEX COUNTY
Form of Government:
Mayor-Council Plan D (OMCL 50)
Number of Members on Governing Body – 7

PER CAPITA:
Gross Debt 233.09
Net Debt 161.49
Debt Service 34.25
Total Tax Levy 446.40
Municipal Expenditures 582.87

PER CENT:
Gross Debt 2.87
Net Debt 1.99
Tax Levy Collected 88.34
Tax Levy Cancelled, Abated or Adjusted 3.12

| EXPENDITURES | | REVENUES-REALIZED | | 1985 PROPERTY TAX | |
|---|---------------|--|--|--|---------------|
| GENERAL GOVERNMENT | | | | STATE EQUALIZED TAX RATE 4.91 | |
| Governing Body & Public Boards | 246,741.00 | 1985 Property Taxes Collected | | Local District School Taxes | 4,041,478.00 |
| Municipal Clerk | 189,141.00 | 1985 Payments in Lieu of Taxes | | Regional & Consolidated School Tax | |
| Financial Administration | 150,090.00 | Delinquent Tax & Lien Collections | | School Taxes in Municipal Budget | 101,961.00 |
| Assessment of Taxes | 41,111.00 | Business Personalty Replacement Taxes | | County Taxes | 2,780,406.85 |
| Collection of Taxes | 144,994.00 | Taxes from Public Utilities | | County Library Taxes | |
| Planning, Housing & Development | 198,958.00 | Other Miscellaneous Tax Revenues | | Local Municipal Purpose Taxes | 7,028,855.00 |
| Human Resources | 1,339,745.00 | State Aid Revenues | | Veteran & Senior Citizen Taxes | 116,000.00 |
| Elections | | Federal Aid Revenues | | Total Taxes for Rate Computation | 14,068,700.85 |
| General Administration (other) | 2,089,063.10 | State and Local Fiscal Assistance Act Utilized | | Special District Taxes | |
| JUDICIARY | | Sale of Acquired Property | | Bank Corp. Taxes | 44,513.05 |
| Municipal Courts | 201,594.00 | Other Miscellaneous Revenues | | Added and Omitted Taxes | 92,481.55 |
| PUBLIC SAFETY | | Total | | Total Taxes Levied - ABSTRACT | 14,089,695.45 |
| Fire Protection | 2,625,611.00 | Prior Years Surplus Appropriated | | Total Taxes Billed | 14,054,204.50 |
| Police Protection | 2,575,542.48 | REVENUES TOTAL | | 1985 TAXES COLLECTED | 12,414,985.40 |
| Civil Defense & Disaster Control | 5,000.00 | Reserve For Uncollected Taxes | | 1985 Taxes Cancelled, Abated or Adjusted | 438,198.24 |
| Environmental Inspection & Control | 10,000.00 | CAPITAL OUTLAY TOTAL | | Transfer to Tax Title Liens or Foreclosed | 393,917.81 |
| Other Public Safety | | | | Balance Outstanding Dec. 31, 1985 | 807,103.05 |
| PUBLIC WORKS | | Public Enterprises | | PRIOR YEARS TAXES OUTSTANDING | |
| Streets and Drainage | 1,269,371.00 | Recreation—Culture | | Balance January 1, 1985 | 720,906.96 |
| Sewers and Sewage Processing | 1,053,880.00 | Public Works | | Collected in 1985 | 580,757.17 |
| Garbage and Trash Disposal | 438,167.00 | Buildings and Grounds | | Cancelled, Abated or Adjusted 1985 | 51.62 |
| Public Buildings and Grounds | | Library and Education | | Transfers to Tax Title Liens or Foreclosed | 85,544.20 |
| Other Public Works | | Conservation | | Balance December 31, 1985 | 54,553.97 |
| HEALTH and WELFARE | | All Other | | TAX TITLE LIENS OUTSTANDING | |
| Health Services Except Environmental | 371,330.20 | CAPITAL DEBT AUTHORIZED, DECEMBER 31, 1985 | | Balance January 1, 1985 | 1,163,036.71 |
| Welfare-Public Assistance | 227,862.00 | ISSUED AND UNISSUED GROSS DEBT NET DEBT | | Transfer From Taxes | 493,731.04 |
| Hospitals, Clinics, First Aid | | School 2,170,000 | | Redeemed in 1985 | 169,325.31 |
| Animal, Insect, & Rodent Control | | Self-liquidating 452,000 | | Cancelled, Abated or Adjusted (1985) | 4,217.09 |
| Other Welfare Services | 3,600.00 | Other 4,735,068 | | Transfers to Foreclosed Property | |
| RECREATION and CONSERVATION | | Total 7,357,068 | | Balance December 31, 1985 | 1,483,225.35 |
| Beaches and Boardwalks | | ISSUED AND OUTSTANDING | | PROPERTY ACQUIRED BY DEED OR FORECLOSURE | |
| Parks, Playgrounds, Shade Trees | | School 2,170,000.00 | | Balance January 1, 1985 | 1,093,900.00 |
| Land Reclamation & Conservation | | Self-Liquidating 452,000.00 | | Transfers From Taxes or Liens | |
| Other Recreational Services | 273,042.30 | Other 4,433,000.00 | | Sale for Cash (1985) | |
| EDUCATION (excluding schools) | | Total 7,055,000.00 | | Cancelled, Abated or Adjusted (1985) | 5,000.00 |
| Libraries | 410,502.00 | EQUALIZED VALUATION BASIS FOR NET DEBT COMPUTATION | | Balance December 31, 1985 | 1,088,900.00 |
| Other Educational Services | | REAL PROPERTY VALUATIONS | | CURRENT FINANCES DECEMBER 31, 1985 ASSETS | |
| STATUTORY EXPENDITURES | | Code Class # of Parcels % VAL'N | | Cash Dec. 31, 1985 | 1,264,866.21 |
| Pensions & F. I. C. A. | 1,530,504.82 | 1 Vacant Land 393 1.52 | | Taxes Receivable | 861,657.02 |
| Employee Fringe Benefits | 628,914.00 | 2 Residential 3749 50.59 | | Tax Title Liens | 1,483,225.35 |
| Other Statutory Expenditures | 20,520.00 | 3 Farm | | Foreclosed Property | 1,088,900.00 |
| CETA And Other Public Employment Programs | | 4a Commercial 421 18.73 | | Emergencies & Other Deferred Charges | 1,164,886.61 |
| MUNICIPAL FUNCTIONS TOTAL | 16,045,283.90 | 4b Industrial 64 4.39 | | State and Federal Aid Receivable | 955.85 |
| CAPITAL IMPROVEMENTS *MEMO* | 131,625.00 | 4c Apartments 181 24.77 | | Other Receivables | 2,974,608.96 |
| DEBT SERVICE | | Total 4808 | | Total | 8,839,100.00 |
| Principal Payments | 733,000.00 | Land Area 2.20 Sq. Miles | | LIABILITIES, RESERVES, AND SURPLUS | |
| Interest Payments | 348,059.45 | Net Valuation Taxable-Municipal | | Cash Liabilities | 2,968,097.61 |
| TYPE I SCHL DEBT *MEMO | 397,398.00 | Net Valuation Taxable-County | | Reserves for Receivables | 5,753,298.33 |
| DEFERRED CHARGES | 44,653.12 | State Equalized Valuation | | Surplus Dec. 31, 1985 | 117,704.06 |
| SCHOOL, COUNTY, SPECIAL DISTRICT TAXES | 6,923,845.85 | State Equalization Ratio | | Total | 8,839,100.00 |
| RESERVE FOR UNCOLLECTED TAXES | 1,226,282.42 | | | | |
| EXPENDITURES TOTAL | 25,321,124.74 | | | | |

1985/3000

* ABOVE DEBT SERVICE INCLUDES TYPE I SCHOOL DEBT

2117
Population 1980 1,659
Population 1985 1,628
S & P Rating
Moody Rating

General Tax Rate Per \$100.

3.90
State Equalized Tax Rate
2.76

OXFORD TOWNSHIP – WARREN COUNTY
Form of Government:
Township Committee
Number of Members on Governing Body – 3

PER CAPITA:

Gross Debt 854.79
Net Debt 25.80
Debt Service 2.74
Total Tax Levy 583.69
Municipal Expenditures 367.95

PER CENT:

Gross Debt 4.32
Net Debt .13
Tax Levy Collected 90.16
Tax Levy Cancelled, Abated or Adjusted

| EXPENDITURES | | REVENUES-REALIZED | | 1985 PROPERTY TAX | |
|---|--------------|--|--------------------|--|------------|
| GENERAL GOVERNMENT | | | | STATE EQUALIZED TAX RATE | |
| Governing Body & Public Boards | 3,465.00 | 1985 Property Taxes Collected | 853,659.55 | Local District School Taxes | 1.41 |
| Municipal Clerk | 8,449.00 | 1985 Payments in Lieu of Taxes | 5,246.40 | Regional & Consolidated School Tax | |
| Financial Administration | 11,250.00 | Delinquent Tax & Lien Collections | 107,853.43 | School Taxes in Municipal Budget | |
| Assessment of Taxes | 6,150.00 | Business Personality Replacement Taxes | 36,663.24 | County Taxes | .70 |
| Collection of Taxes | 7,800.00 | Taxes from Public Utilities | 75,613.00 | County Library Taxes | .04 |
| Planning, Housing & Development | 5,150.00 | Other Miscellaneous Tax Revenues | | Local Municipal Purpose Taxes | .61 |
| Human Resources | | State Aid Revenues | 31,358.92 | Veteran & Senior Citizen Taxes | |
| Elections | 800.00 | Federal Aid Revenues | | Total Taxes for Rate Computation | 2.76 |
| General Administration (other) | 57,775.00 | State and Local Fiscal Assistance Act Utilized | 12,256.19 | Special District Taxes | |
| JUDICIARY | | Sale of Acquired Property | | Bank Corp. Taxes | 3,826.18 |
| Municipal Courts | 11,505.00 | Other Miscellaneous Revenues | 169,216.19 | Added and Omitted Taxes | 3,411.63 |
| PUBLIC SAFETY | | Total | 1,291,866.92 | Total Taxes Levied - ABSTRACT | 950,249.49 |
| Fire Protection | 7,000.00 | Prior Years Surplus Appropriated | 75,000.00 | Total Taxes Billed | 946,877.31 |
| Police Protection | 125,600.00 | REVENUES TOTAL | 1,366,866.92 | 1985 TAXES COLLECTED | 853,659.55 |
| Civil Defense & Disaster Control | | Reserve For Uncollected Taxes | 120,956.87 | 1985 Taxes Cancelled, Abated or Adjusted | |
| Environmental Inspection & Control | | CAPITAL OUTLAY TOTAL | 21,752.25 | Transfer to Tax Title Liens or Foreclosed | 10,724.72 |
| Other Public Safety | | | | Balance Outstanding Dec. 31, 1985 | 82,493.04 |
| PUBLIC WORKS | | | | PRIOR YEARS TAXES OUTSTANDING | |
| Streets and Drainage | 92,376.19 | Public Enterprises | 21,752.25 | Balance January 1, 1985 | 95,364.24 |
| Sewers and Sewage Processing | | Recreation—Culture | | Collected in 1985 | 93,783.62 |
| Garbage and Trash Disposal | 39,000.00 | Public Works | | Cancelled, Abated or Adjusted 1985 | |
| Public Buildings and Grounds | 24,000.00 | Buildings and Grounds | | Transfers to Tax Title Liens or Foreclosed | 1,580.62 |
| Other Public Works | | Library and Education | | Balance December 31, 1985 | |
| HEALTH and WELFARE | | Conservation | | TAX TITLE LIENS OUTSTANDING | |
| Health Services Except Environmental | 260.00 | All Other | | Balance January 1, 1985 | 47,782.87 |
| Welfare-Public Assistance | 1,700.00 | | | Transfer From Taxes | 12,612.75 |
| Hospitals, Clinics, First Aid | | CAPITAL DEBT AUTHORIZED, DECEMBER 31, 1985 | | Redeemed in 1985 | 14,069.81 |
| Animal, Insect, & Rodent Control | 500.00 | ISSUED AND UNISSUED | | Cancelled, Abated or Adjusted (1985) | |
| Other Welfare Services | | School | 38,099 | Transfers to Foreclosed Property | |
| RECREATION and CONSERVATION | | Self-liquidating | 1,311,505 | Balance December 31, 1985 | 46,325.81 |
| Beaches and Boardwalks | | Other | 42,000 | PROPERTY ACQUIRED BY DEED OR | |
| Parks, Playgrounds, Shade Trees | | Total | 1,391,604 | FORECLOSURE | |
| Land Reclamation & Conservation | 24,000.00 | | | Balance January 1, 1985 | 93,000.00 |
| Other Recreational Services | | ISSUED AND OUTSTANDING | | Transfers From Taxes or Liens | |
| EDUCATION (excluding schools) | | School | 38,099.44 | Sale for Cash (1985) | |
| Libraries | 5,000.00 | Self-liquidating | 1,087,284.53 | Cancelled, Abated or Adjusted (1985) | |
| Other Educational Services | | Other | 42,000.00 | Balance December 31, 1985 | 93,000.00 |
| STATUTORY EXPENDITURES | | Total | 1,167,383.97 | CURRENT FINANCES DECEMBER 31, 1985 | |
| Pensions & F. I. C. A. | 24,425.00 | EQUALIZED VALUATION BASIS | | ASSETS | |
| Employee Fringe Benefits | 13,900.00 | FOR NET DEBT COMPUTATION | 32,222,334 | Cash Dec. 31, 1985 | 622,823.94 |
| Other Statutory Expenditures | 2,650.00 | REAL PROPERTY VALUATIONS | | Taxes Receivable | 82,493.04 |
| CETA And Other Public Employment Programs | | Code Class # of Parcels % VAL'N | ASSESSED VALUATION | Tax Title Liens | 46,325.81 |
| MUNICIPAL FUNCTIONS TOTAL | 472,755.19 | 1 Vacant Land 203 6.67 | 1,595,100.00 | Foreclosed Property | 93,000.00 |
| CAPITAL IMPROVEMENTS *MEMO* | 15,000.00 | 2 Residential 513 72.60 | 17,360,775.00 | Emergencies & Other Deferred Charges | 5.98 |
| DEBT SERVICE | | 3 Farm 55 4.63 | 1,107,155.00 | State and Federal Aid Receivable | 65.65 |
| Principal Payments | 3,000.00 | 4a Commercial 26 5.36 | 1,281,500.00 | Other Receivables | 10,400.00 |
| Interest Payments | 1,465.20 | 4b Industrial 15 9.97 | 2,383,425.00 | Total | 855,114.42 |
| | | 4c Apartments 3 .77 | 185,300.00 | LIABILITIES, RESERVES, AND SURPLUS | |
| | | Total 815 | 23,913,255.00 | Cash Liabilities | 315,581.48 |
| DEFERRED CHARGES | 844.05 | Land Area 5.70 Sq. Miles | | Reserves for Receivables | 232,218.85 |
| SCHOOL, COUNTY, SPECIAL DISTRICT TAXES | 734,965.68 | Net Valuation Taxable-Municipal | 24,191,426 | Surplus Dec. 31, 1985 | 307,314.09 |
| RESERVE FOR UNCOLLECTED TAXES | 120,956.87 | Net Valuation Taxable-County | 34,781,044 | Total | 855,114.42 |
| EXPENDITURES TOTAL | 1,333,986.99 | State Equalized Valuation | 34,101,728 | | |
| | | State Equalization Ratio | 70.70 | | |

2118

Population 1980

26

Population 1985

25

S & P Rating

Moody Rating

General Tax Rate Per \$100.

20.03

State Equalized Tax Rate

2.67

PAHAQUARRY TOWNSHIP – WARREN CO.

Form of Government:

Township Committee

Number of Members on Governing Body – 3

PER CAPITA:

Gross Debt

Net Debt

Debt Service

Total Tax Levy

Municipal Expenditures

650.69

2,412.00

PER CENT:

Gross Debt

Net Debt

Tax Levy Collected 100.00

Tax Levy Cancelled, Abated

or Adjusted

| EXPENDITURES | | REVENUES-REALIZED | | 1985 PROPERTY TAX | |
|---|-----------|--|-----------|--|----------------|
| GENERAL GOVERNMENT | | | | STATE EQUALIZED TAX RATE | |
| Governing Body & Public Boards | | | | Local District School Taxes | |
| Municipal Clerk | 2,975.00 | 1985 Property Taxes Collected | 16,271.16 | Regional & Consolidated School Tax | |
| Financial Administration | | 1985 Payments in Lieu of Taxes | | School Taxes in Municipal Budget | |
| Assessment of Taxes | 400.00 | Delinquent Tax & Lien Collections | | County Taxes | .67 4,058.31 |
| Collection of Taxes | 400.00 | Business Personalty Replacement Taxes | 449.88 | County Library Taxes | .03 208.88 |
| Planning, Housing & Development | | Taxes from Public Utilities | 17,132.00 | Local Municipal Purpose Taxes | 1.97 12,000.00 |
| Human Resources | | Other Miscellaneous Tax Revenues | | Veteran & Senior Citizen Taxes | |
| Elections | | State Aid Revenues | | Total Taxes for Rate Computation | 2.67 16,267.19 |
| General Administration (other) | 5,750.00 | Federal Aid Revenues | | Special District Taxes | |
| JUDICIARY | | State and Local Fiscal Assistance Act Utilized | | Bank Corp. Taxes | |
| Municipal Courts | | Sale of Acquired Property | | Added and Omitted Taxes | |
| PUBLIC SAFETY | | Other Miscellaneous Revenues | 4,940.32 | Total Taxes Levied - ABSTRACT | 16,267.19 |
| Fire Protection | 100.00 | Total | 38,793.36 | Total Taxes Billed | 16,271.16 |
| Police Protection | 50.00 | Prior Years Surplus Appropriated | 29,409.12 | 1985 TAXES COLLECTED | 16,271.16 |
| Civil Defense & Disaster Control | | REVENUES TOTAL | 68,202.48 | 1985 Taxes Cancelled, Abated or Adjusted | |
| Environmental Inspection & Control | | Reserve For Uncollected Taxes | | Transfer to Tax Title Liens or Foreclosed | |
| Other Public Safety | | CAPITAL OUTLAY TOTAL | | Balance Outstanding Dec. 31, 1985 | |
| PUBLIC WORKS | | | | PRIOR YEARS TAXES OUTSTANDING | |
| Streets and Drainage | 50,000.00 | Public Enterprises | | Balance January 1, 1985 | 613.32 |
| Sewers and Sewage Processing | | Recreation—Culture | | Collected in 1985 | |
| Garbage and Trash Disposal | | Public Works | | Cancelled, Abated or Adjusted 1985 | |
| Public Buildings and Grounds | | Buildings and Grounds | | Transfers to Tax Title Liens or Foreclosed | |
| Other Public Works | | Library and Education | | Balance December 31, 1985 | 613.32 |
| HEALTH and WELFARE | | Conservation | | TAX TITLE LIENS OUTSTANDING | |
| Health Services Except Environmental | | All Other | | Balance January 1, 1985 | |
| Welfare-Public Assistance | | CAPITAL DEBT AUTHORIZED, DECEMBER 31, 1985 | | Transfer From Taxes | |
| Hospitals, Clinics, First Aid | 25.00 | ISSUED AND UNISSUED GROSS DEBT NET DEBT | | Redeemed in 1985 | |
| Animal, Insect, & Rodent Control | | School | | Cancelled, Abated or Adjusted (1985) | |
| Other Welfare Services | | Self-liquidating | | Transfers to Foreclosed Property | |
| RECREATION and CONSERVATION | | Other | | Balance December 31, 1985 | |
| Beaches and Boardwalks | | Total | | PROPERTY ACQUIRED BY DEED OR | |
| Parks, Playgrounds, Shade Trees | | ISSUED AND OUTSTANDING | | FORECLOSURE | |
| Land Reclamation & Conservation | | School | | Balance January 1, 1985 | |
| Other Recreational Services | | Self-Liquidating | | Transfers From Taxes or Liens | |
| EDUCATION (excluding schools) | | Other | | Sale for Cash (1985) | |
| Libraries | | Total | | Cancelled, Abated or Adjusted (1985) | |
| Other Educational Services | | EQUALIZED VALUATION BASIS | | Balance December 31, 1985 | |
| STATUTORY EXPENDITURES | | FOR NET DEBT COMPUTATION | 509,752 | CURRENT FINANCES DECEMBER 31, 1985 | |
| Pensions & F. I. C. A. | 500.00 | REAL PROPERTY VALUATIONS | | ASSETS | |
| Employee Fringe Benefits | | Code Class # of Parcels % VAL'N | | Cash Dec. 31, 1985 | 75,559.65 |
| Other Statutory Expenditures | 100.00 | 1 Vacant Land 2 | 67,950.00 | Taxes Receivable | 613.32 |
| CETA And Other Public Employment Programs | | 2 Residential | | Tax Title Liens | |
| MUNICIPAL FUNCTIONS TOTAL | 60,300.00 | 3 Farm | | Foreclosed Property | |
| CAPITAL IMPROVEMENTS *MEMO* | | 4a Commercial | | Emergencies & Other Deferred Charges | |
| DEBT SERVICE | | 4b Industrial | | State and Federal Aid Receivable | |
| Principal Payments | | 4c Apartments | | Other Receivables | |
| Interest Payments | | Total 2 | 67,950.00 | Total | 76,172.97 |
| DEFERRED CHARGES | | Land Area 19.95 Sq. Miles | | LIABILITIES, RESERVES, AND SURPLUS | |
| SCHOOL, COUNTY, SPECIAL DISTRICT TAXES | 4,267.19 | Net Valuation Taxable-Municipal | 81,234 | Cash Liabilities | 34,311.50 |
| RESERVE FOR UNCOLLECTED TAXES | | Net Valuation Taxable-County | 590,538 | Reserves for Receivables | 613.32 |
| EXPENDITURES TOTAL | 64,567.19 | State Equalized Valuation | 523,036 | Surplus Dec. 31, 1985 | 41,248.15 |
| | | State Equalization Ratio | 13.33 | Total | 76,172.97 |

0245

Population 1980 **13,732**
 Population 1985 **13,595**
 S & P Rating
 Moody Rating **A**

General Tax Rate Per \$100.

2.92

State Equalized Tax Rate

2.00**PALISADES PARK BOROUGH – BERGEN CO.****Form of Government:****Borough Council****Number of Members on Governing Body – 6**

PER CAPITA:

Gross Debt **366.23**
 Net Debt **233.28**
 Debt Service **16.20**
 Total Tax Levy **691.47**
 Municipal Expenditures **354.22**

PER CENT:

Gross Debt **1.20**
 Net Debt **.77**
 Tax Levy Collected **97.67**
 Tax Levy Cancelled, Abated or Adjusted **.04**

| EXPENDITURES | | REVENUES-REALIZED | | 1985 PROPERTY TAX | |
|---|----------------------|--|-----------------------|--|---------------------|
| GENERAL GOVERNMENT | | | | STATE EQUALIZED TAX RATE 1.07 | |
| Governing Body & Public Boards | 1,000.00 | 1985 Property Taxes Collected | 9,194,855.98 | Local District School Taxes | 5,010,039.29 |
| Municipal Clerk | | 1985 Payments in Lieu of Taxes | | Regional & Consolidated School Tax | |
| Financial Administration | 22,500.00 | Delinquent Tax & Lien Collections | 205,230.15 | School Taxes in Municipal Budget | |
| Assessment of Taxes | 7,700.00 | Business Personalty Replacement Taxes | 145,259.76 | County Taxes | 1,651,102.02 |
| Collection of Taxes | 36,050.00 | Taxes from Public Utilities | 617,336.00 | County Library Taxes | |
| Planning, Housing & Development | 12,650.00 | Other Miscellaneous Tax Revenues | | Local Municipal Purpose Taxes | 2,707,160.24 |
| Human Resources | 44,000.00 | State Aid Revenues | 157,988.73 | Veteran & Senior Citizen Taxes | 114,000.00 |
| Elections | | Federal Aid Revenues | | Total Taxes for Rate Computation | 9,482,301.55 |
| General Administration (other) | 586,020.00 | State and Local Fiscal Assistance Act Utilized | 117,505.16 | Special District Taxes | |
| JUDICIARY | | Sale of Acquired Property | | Bank Corp. Taxes | 16,473.05 |
| Municipal Courts | 65,670.02 | Other Miscellaneous Revenues | 443,437.18 | Added and Omitted Taxes | 15,706.18 |
| PUBLIC SAFETY | | Total | 10,881,612.96 | Total Taxes Levied - ABSTRACT | 9,400,480.78 |
| Fire Protection | 171,350.00 | Prior Years Surplus Appropriated | 399,200.00 | Total Taxes Billed | 9,414,460.38 |
| Police Protection | 1,145,988.96 | REVENUES TOTAL | 11,280,812.96 | 1985 TAXES COLLECTED | 9,194,855.98 |
| Civil Defense & Disaster Control | 2,000.00 | Reserve For Uncollected Taxes | 346,000.00 | 1985 Taxes Cancelled, Abated or Adjusted | 3,544.88 |
| Environmental Inspection & Control | 34,975.00 | CAPITAL OUTLAY TOTAL | 750,013.60 | Transfer to Tax Title Liens or Foreclosed | 14,748.92 |
| Other Public Safety | | | | Balance Outstanding Dec. 31, 1985 | 201,310.60 |
| PUBLIC WORKS | | | | PRIOR YEARS TAXES OUTSTANDING | |
| Streets and Drainage | 421,726.00 | Public Enterprises | 334,066.60 | Balance January 1, 1985 | 233,766.03 |
| Sewers and Sewage Processing | 408,061.85 | Recreation—Culture | 4,515.00 | Collected in 1985 | 195,032.11 |
| Garbage and Trash Disposal | 392,000.00 | Public Works | 63,578.13 | Cancelled, Abated or Adjusted 1985 | 3,083.64 |
| Public Buildings and Grounds | 58,760.00 | Buildings and Grounds | 347,853.87 | Transfers to Tax Title Liens or Foreclosed | 498.00 |
| Other Public Works | 51,000.00 | Library and Education | | Balance December 31, 1985 | 35,152.28 |
| HEALTH and WELFARE | | Conservation | | TAX TITLE LIENS OUTSTANDING | |
| Health Services Except Environmental | 75,149.96 | All Other | | Balance January 1, 1985 | 29,224.78 |
| Welfare-Public Assistance | 26,987.88 | CAPITAL DEBT AUTHORIZED, DECEMBER 31, 1985 | | Transfer From Taxes | 15,339.04 |
| Hospitals, Clinics, First Aid | | ISSUED AND UNISSUED | | Redeemed in 1985 | 10,198.04 |
| Animal, Insect, & Rodent Control | | School | 1,355,000 | Cancelled, Abated or Adjusted (1985) | |
| Other Welfare Services | | Self-liquidating | 432,500 | Transfers to Foreclosed Property | |
| RECREATION and CONSERVATION | | Other | 3,191,400 | Balance December 31, 1985 | 34,365.78 |
| Beaches and Boardwalks | | Total | 4,978,900 | PROPERTY ACQUIRED BY DEED OR | |
| Parks, Playgrounds, Shade Trees | 1,550.00 | ISSUED AND OUTSTANDING | | FORECLOSURE | |
| Land Reclamation & Conservation | 2,650.00 | School | 895,000.00 | Balance January 1, 1985 | 16,947.50 |
| Other Recreational Services | 81,600.00 | Self-Liquidating | 432,500.00 | Transfers From Taxes or Liens | |
| EDUCATION (excluding schools) | | Other | 2,372,000.00 | Sale for Cash (1985) | |
| Libraries | 107,340.00 | Total | 3,699,500.00 | Cancelled, Abated or Adjusted (1985) | |
| Other Educational Services | | EQUALIZED VALUATION BASIS | | Balance December 31, 1985 | 16,947.50 |
| STATUTORY EXPENDITURES | | FOR NET DEBT COMPUTATION | 413,602,692 | CURRENT FINANCES DECEMBER 31, 1985 | |
| Pensions & F. I. C. A. | 287,772.68 | REAL PROPERTY VALUATIONS | | ASSETS | |
| Employee Fringe Benefits | 117,728.89 | Code Class # of Parcels % VAL'N | | Cash Dec. 31, 1985 | 1,231,719.73 |
| Other Statutory Expenditures | 10,000.00 | 1 Vacant Land 141 1.52 | 4,870,600.00 | Taxes Receivable | 236,462.88 |
| CETA And Other Public Employment Programs | | 2 Residential 2410 69.16 | 222,264,300.00 | Tax Title Liens | 34,365.78 |
| MUNICIPAL FUNCTIONS TOTAL | 4,172,231.24 | 3 Farm 202 10.64 | 34,206,300.00 | Foreclosed Property | 16,947.50 |
| CAPITAL IMPROVEMENTS *MEMO* | 20,000.00 | 4a Commercial 59 8.09 | 25,988,500.00 | Emergencies & Other Deferred Charges | 130,581.95 |
| DEBT SERVICE | | 4b Industrial 80 10.59 | 34,049,600.00 | State and Federal Aid Receivable | 22,000.00 |
| Principal Payments | 32,917.42 | Total 2892 | 321,379,300.00 | Other Receivables | 111,954.42 |
| Interest Payments | 187,384.00 | Land Area 1.30 Sq. Miles | | Total | 1,784,032.26 |
| DEFERRED CHARGES | 77,112.62 | Net Valuation Taxable-Municipal | 321,875,144 | LIABILITIES, RESERVES, AND SURPLUS | |
| SCHOOL, COUNTY, SPECIAL DISTRICT TAXES | 6,661,141.31 | Net Valuation Taxable-County | 409,642,113 | Cash Liabilities | 575,239.46 |
| RESERVE FOR UNCOLLECTED TAXES | 346,000.00 | State Equalized Valuation | 469,936,831 | Reserves for Receivables | 399,730.58 |
| EXPENDITURES TOTAL | 11,476,786.59 | State Equalization Ratio | 68.46 | Surplus Dec. 31, 1985 | 809,062.22 |

0327
Population 1980
Population 1985
S & P Rating
Moody Rating

7,085
7,189

General Tax Rate Per \$100.

2.33
State Equalized Tax Rate
2.34

PALMYRA BOROUGH - BURLINGTON CO.

Form of Government:

Borough Council

Number of Members on Governing Body - 6

PER CAPITA:

Gross Debt **87.94**
Net Debt **71.42**
Debt Service **2.81**
Total Tax Levy **509.59**
Municipal Expenditures **269.10**

PER CENT:

Gross Debt **.45**
Net Debt **.36**
Tax Levy Collected **94.54**
Tax Levy Cancelled, Abated or Adjusted **1.27**

| EXPENDITURES | | REVENUES-REALIZED | | 1985 PROPERTY TAX | |
|---|--------------|--|--|--|--------------|
| GENERAL GOVERNMENT | | | | STATE EQUALIZED TAX RATE 1.27 | |
| Governing Body & Public Boards | 12,600.00 | 1985 Property Taxes Collected | | Local District School Taxes | 1,963,948.00 |
| Municipal Clerk | | 1985 Payments in Lieu of Taxes | | Regional & Consolidated School Tax | |
| Financial Administration | 14,100.00 | Delinquent Tax & Lien Collections | | School Taxes in Municipal Budget | |
| Assessment of Taxes | 8,671.00 | Business Personalty Replacement Taxes | | County Taxes | 860,120.78 |
| Collection of Taxes | 5,200.00 | Taxes from Public Utilities | | County Library Taxes | 48,115.47 |
| Planning, Housing & Development | 4,507.00 | Other Miscellaneous Tax Revenues | | Local Municipal Purpose Taxes | 730,668.52 |
| Human Resources | 22,135.00 | State Aid Revenues | | Veteran & Senior Citizen Taxes | 95,750.00 |
| Elections | | Federal Aid Revenues | | Total Taxes for Rate Computation | 3,698,602.77 |
| General Administration (other) | 279,178.00 | State and Local Fiscal Assistance Act Utilized | | Special District Taxes | |
| JUDICIARY | | Sale of Acquired Property | | Bank Corp. Taxes | 8,013.61 |
| Municipal Courts | 32,573.00 | Other Miscellaneous Revenues | | Added and Omitted Taxes | 52,574.94 |
| PUBLIC SAFETY | | Total | | Total Taxes Levied - ABSTRACT | 3,663,441.32 |
| Fire Protection | 57,292.00 | Prior Years Surplus Appropriated | | Total Taxes Billed | 3,656,385.41 |
| Police Protection | 474,103.00 | REVENUES | | 1985 TAXES COLLECTED | 3,456,785.49 |
| Civil Defense & Disaster Control | 5,560.00 | Reserve For Uncollected Taxes | | 1985 Taxes Cancelled, Abated or Adjusted | 46,520.29 |
| Environmental Inspection & Control | 15,000.00 | CAPITAL OUTLAY | | Transfer to Tax Title Liens or Foreclosed | 11,562.69 |
| Other Public Safety | | TOTAL | | Balance Outstanding Dec. 31, 1985 | 141,516.94 |
| PUBLIC WORKS | | | | PRIOR YEARS TAXES OUTSTANDING | |
| Streets and Drainage | 267,945.00 | Public Enterprises | | Balance January 1, 1985 | 123,175.61 |
| Sewers and Sewage Processing | | Recreation—Culture | | Collected in 1985 | 115,376.57 |
| Garbage and Trash Disposal | 239,140.69 | Public Works | | Cancelled, Abated or Adjusted 1985 | 307.36 |
| Public Buildings and Grounds | 26,098.00 | Buildings and Grounds | | Transfers to Tax Title Liens or Foreclosed | 7,491.68 |
| Other Public Works | 55,250.00 | Library and Education | | Balance December 31, 1985 | |
| HEALTH and WELFARE | | Conservation | | TAX TITLE LIENS OUTSTANDING | |
| Health Services Except Environmental | 990.00 | All Other | | Balance January 1, 1985 | 33,236.57 |
| Welfare-Public Assistance | 4,200.00 | CAPITAL DEBT AUTHORIZED, DECEMBER 31, 1985 | | Transfer From Taxes | 20,102.71 |
| Hospitals, Clinics, First Aid | | ISSUED AND UNISSUED | | Redeemed in 1985 | 22,174.60 |
| Animal, Insect, & Rodent Control | | GROSS DEBT | | Cancelled, Abated or Adjusted (1985) | |
| Other Welfare Services | | NET DEBT | | Transfers to Foreclosed Property | |
| RECREATION and CONSERVATION | | | | Balance December 31, 1985 | 31,164.68 |
| Beaches and Boardwalks | | SCHOOL | | PROPERTY ACQUIRED BY DEED OR | |
| Parks, Playgrounds, Shade Trees | 19,750.00 | Self-liquidating | | FORECLOSURE | |
| Land Reclamation & Conservation | | Other | | Balance January 1, 1985 | 26,955.36 |
| Other Recreational Services | 4,000.00 | Total | | Transfers From Taxes or Liens | |
| EDUCATION (excluding schools) | | | | Sale for Cash (1985) | 555.36 |
| Libraries | 1,600.00 | ISSUED AND OUTSTANDING | | Cancelled, Abated or Adjusted (1985) | 10,000.00 |
| Other Educational Services | 5,900.00 | SCHOOL | | Balance December 31, 1985 | 16,400.00 |
| STATUTORY EXPENDITURES | | Self-Liquidating | | CURRENT FINANCES DECEMBER 31, 1985 | |
| Pensions & F. I. C. A. | 110,248.52 | Other | | ASSETS | |
| Employee Fringe Benefits | 75,800.00 | Total | | Cash Dec. 31, 1985 | 1,452,901.05 |
| Other Statutory Expenditures | 1,000.00 | EQUALIZED VALUATION BASIS | | Taxes Receivable | 141,516.94 |
| CETA And Other Public Employment Programs | | FOR NET DEBT COMPUTATION | | Tax Title Liens | 31,164.68 |
| MUNICIPAL FUNCTIONS | | REAL PROPERTY VALUATIONS | | Foreclosed Property | 16,400.00 |
| CAPITAL IMPROVEMENTS | 5,000.00 | Code Class # of Parcels % VAL'N | | Emergencies & Other Deferred Charges | 69,387.50 |
| DEBT SERVICE | | ASSESSSED VALUATION | | State and Federal Aid Receivable | 91,681.00 |
| Principal Payments | | | | Other Receivables | 105,405.03 |
| Interest Payments | 20,200.00 | | | Total | 1,908,456.20 |
| DEFERRED CHARGES | | Land Area 1.92 Sq. Miles | | LIABILITIES, RESERVES, AND SURPLUS | |
| SCHOOL, COUNTY, SPECIAL DISTRICT TAXES | 14,580.00 | Net Valuation Taxable-Municipal | | Cash Liabilities | 1,152,371.14 |
| RESERVE FOR UNCOLLECTED TAXES | 2,872,184.25 | Net Valuation Taxable-County | | Reserves for Receivables | 283,419.15 |
| EXPENDITURES | 4,806,711.71 | State Equalized Valuation | | Surplus Dec. 31, 1985 | 472,665.91 |
| TOTAL | | State Equalization Ratio | | Total | 1,908,456.20 |

0246

Population 1980 **26,474**
 Population 1985 **26,198**
 S & P Rating **AA**
 Moody Rating **AA**

General Tax Rate Per \$100.

3.54

State Equalized Tax Rate

1.67**PARAMUS BOROUGH – BERGEN COUNTY****Form of Government:****Borough Council****Number of Members on Governing Body – 6**

PER CAPITA:

Gross Debt **704.10**
 Net Debt **485.65**
 Debt Service **51.69**
 Total Tax Levy **1,219.24**
 Municipal Expenditures **567.31**

PER CENT:

Gross Debt **1.09**
 Net Debt **.75**
 Tax Levy Collected **98.32**
 Tax Levy Cancelled, Abated or Adjusted

| EXPENDITURES | | REVENUES-REALIZED | | 1985 PROPERTY TAX | |
|---|---------------|--|--------------------|--|--------------------|
| GENERAL GOVERNMENT | | | | STATE EQUALIZED TAX RATE → | |
| Governing Body & Public Boards | 35,050.00 | 1985 Property Taxes Collected | 31,339,534.03 | Local District School Taxes | .89 16,840,932.00 |
| Municipal Clerk | 93,914.00 | 1985 Payments in Lieu of Taxes | | Regional & Consolidated School Tax | |
| Financial Administration | 81,142.00 | Delinquent Tax & Lien Collections | 411,523.16 | School Taxes in Municipal Budget | |
| Assessment of Taxes | 110,579.00 | Business Personalty Replacement Taxes | 1,237,719.44 | County Taxes | .38 7,065,158.05 |
| Collection of Taxes | 158,107.00 | Taxes from Public Utilities | 2,850,779.00 | County Library Taxes | |
| Planning, Housing & Development | 68,843.00 | Other Miscellaneous Tax Revenues | | Local Municipal Purpose Taxes | .40 7,509,578.90 |
| Human Resources | | State Aid Revenues | 208,862.66 | Veteran & Senior Citizen Taxes | 256,100.00 |
| Elections | | Federal Aid Revenues | | Total Taxes for Rate Computation | 1.67 31,671,768.95 |
| General Administration (other) | 831,018.00 | State and Local Fiscal Assistance Act Utilized | 189,860.00 | Special District Taxes | |
| JUDICIARY | | Sale of Acquired Property | | Bank Corp. Taxes | 111,856.28 |
| Municipal Courts | 103,557.36 | Other Miscellaneous Revenues | 1,843,456.03 | Added and Omitted Taxes | 414,117.83 |
| PUBLIC SAFETY | | Total | 38,081,734.32 | Total Taxes Levied - ABSTRACT | 31,941,643.06 |
| Fire Protection | 259,672.00 | Prior Years Surplus Appropriated | 1,000,000.00 | Total Taxes Billed | 31,874,680.02 |
| Police Protection | 4,250,912.52 | REVENUES TOTAL | 39,081,734.32 | 1985 TAXES COLLECTED | 31,339,534.03 |
| Civil Defense & Disaster Control | 53,733.00 | Reserve For Uncollected Taxes | 1,408,021.34 | 1985 Taxes Cancelled, Abated or Adjusted | |
| Environmental Inspection & Control | 202,980.00 | CAPITAL OUTLAY TOTAL | 1,757,914.62 | Transfer to Tax Title Liens or Foreclosed | 76,705.30 |
| Other Public Safety | | | | Balance Outstanding Dec. 31, 1985 | 458,440.69 |
| PUBLIC WORKS | | | | PRIOR YEARS TAXES OUTSTANDING | |
| Streets and Drainage | 416,705.00 | Public Enterprises | 51,631.00 | Balance January 1, 1985 | 556,456.48 |
| Sewers and Sewage Processing | | Recreation—Culture | | Collected in 1985 | 411,523.16 |
| Garbage and Trash Disposal | 887,204.00 | Public Works | 1,701,036.97 | Cancelled, Abated or Adjusted 1985 | 50.24 |
| Public Buildings and Grounds | 143,494.00 | Buildings and Grounds | | Transfers to Tax Title Liens or Foreclosed | |
| Other Public Works | 1,300,941.00 | Library and Education | | Balance December 31, 1985 | 144,883.08 |
| HEALTH and WELFARE | | Conservation | 5,246.65 | TAX TITLE LIENS OUTSTANDING | |
| Health Services Except Environmental | 215,111.00 | All Other | | Balance January 1, 1985 | |
| Welfare-Public Assistance | 62,071.00 | CAPITAL DEBT AUTHORIZED, DECEMBER 31, 1985 | | Transfer From Taxes | |
| Hospitals, Clinics, First Aid | 2,000.00 | ISSUED AND UNISSUED | | Redeemed in 1985 | |
| Animal, Insect, & Rodent Control | 43,406.00 | School | 2,431,000 | Cancelled, Abated or Adjusted (1985) | |
| Other Welfare Services | | Self-Liquidating | 7,239,835 | Transfers to Foreclosed Property | |
| RECREATION and CONSERVATION | | Other | 8,775,120 | Balance December 31, 1985 | |
| Beaches and Boardwalks | | Total | 18,445,955 | PROPERTY ACQUIRED BY DEED OR | |
| Parks, Playgrounds, Shade Trees | 419,994.00 | | | FORECLOSURE | |
| Land Reclamation & Conservation | 718.00 | ISSUED AND OUTSTANDING | | Balance January 1, 1985 | 23,978.00 |
| Other Recreational Services | 160,282.00 | School | 2,431,000.00 | Transfers From Taxes or Liens | |
| EDUCATION (excluding schools) | | Self-Liquidating | 4,307,000.00 | Sale for Cash (1985) | |
| Libraries | 540,750.00 | Other | 6,941,000.00 | Cancelled, Abated or Adjusted (1985) | |
| Other Educational Services | | Total | 13,679,000.00 | Balance December 31, 1985 | 23,978.00 |
| STATUTORY EXPENDITURES | | EQUALIZED VALUATION BASIS | | CURRENT FINANCES DECEMBER 31, 1985 | |
| Pensions & F. I. C. A. | 1,044,000.00 | FOR NET DEBT COMPUTATION | 1,696,655,025 | ASSETS | |
| Employee Fringe Benefits | 375,000.00 | REAL PROPERTY VALUATIONS | | Cash Dec. 31, 1985 | 4,361,510.00 |
| Other Statutory Expenditures | 13,000.00 | Code Class # of Parcels % VAL'N | ASSESSED VALUATION | Taxes Receivable | 603,323.77 |
| CETA And Other Public Employment Programs | | 1 Vacant Land 278 2.11 | 18,616,500.00 | Tax Title Liens | |
| MUNICIPAL FUNCTIONS | | 2 Residential 7393 50.15 | 443,442,500.00 | Foreclosed Property | 23,978.00 |
| CAPITAL IMPROVEMENTS *MEMO* | 127,000.00 | 3 Farm 13 .03 | 291,700.00 | Emergencies & Other Deferred Charges | 634,000.00 |
| DEBT SERVICE | | 4a Commercial 407 40.99 | 362,457,200.00 | State and Federal Aid Receivable | 5,317.07 |
| Principal Payments | 525,000.00 | 4b Industrial 48 6.73 | 59,485,600.00 | Other Receivables | 113,539.90 |
| Interest Payments | 829,172.26 | 4c Apartments | | Total | 5,741,668.74 |
| DEFERRED CHARGES | 226,000.00 | Total 8139 | 884,293,500.00 | LIABILITIES, RESERVES, AND SURPLUS | |
| SCHOOL, COUNTY, SPECIAL DISTRICT TAXES | 23,906,090.05 | Land Area 10.35 Sq. Miles | | Cash Liabilities | 2,139,478.21 |
| RESERVE FOR UNCOLLECTED TAXES | 1,408,021.34 | Net Valuation Taxable-Municipal | 888,716,446 | Reserves for Receivables | 740,841.67 |
| EXPENDITURES TOTAL | 38,768,467.53 | Net Valuation Taxable-County | 1,747,586,872 | Surplus Dec. 31, 1985 | 2,861,348.86 |
| | | State Equalized Valuation | 1,878,323,137 | Total | 5,741,668.74 |
| | | State Equalization Ratio | 47.19 | | |

0247
 Population 1980 8,515
 Population 1985 8,418
 S & P Rating
 Moody Rating A
 General Tax Rate Per \$100. 2.49
 State Equalized Tax Rate 2.31

PARK RIDGE BOROUGH – BERGEN COUNTY
Form of Government:
Borough Council
Number of Members on Governing Body – 6

PER CAPITA:
 Gross Debt 1,065.70
 Net Debt 690.20
 Debt Service 62.45
 Total Tax Levy 1,077.52
 Municipal Expenditures 459.28
 PER CENT:
 Gross Debt 2.66
 Net Debt 1.72
 Tax Levy Collected 96.88
 Tax Levy Cancelled, Abated or Adjusted 1.16

| EXPENDITURES | | REVENUES-REALIZED | | 1985 PROPERTY TAX | |
|---|---------------|--|----------------|--|--------------|
| GENERAL GOVERNMENT | | | | STATE EQUALIZED TAX RATE | |
| Governing Body & Public Boards | 6,900.00 | 1985 Property Taxes Collected | 8,775,743.72 | Local District School Taxes | 1.33 |
| Municipal Clerk | | 1985 Payments in Lieu of Taxes | 350,000.00 | Regional & Consolidated School Tax | |
| Financial Administration | 7,000.00 | Delinquent Tax & Lien Collections | 95,507.35 | School Taxes in Municipal Budget | |
| Assessment of Taxes | 15,890.00 | Business Personalty Replacement Taxes | 84,358.96 | County Taxes | .34 |
| Collection of Taxes | 64,944.00 | Taxes from Public Utilities | 296,223.00 | County Library Taxes | |
| Planning, Housing & Development | 33,605.00 | Other Miscellaneous Tax Revenues | | Local Municipal Purpose Taxes | .63 |
| Human Resources | | State Aid Revenues | 81,462.65 | Veteran & Senior Citizen Taxes | |
| Elections | | Federal Aid Revenues | | Total Taxes for Rate Computation | 2.30 |
| General Administration (other) | 272,741.00 | State and Local Fiscal Assistance Act Utilized | 80,638.21 | Special District Taxes | |
| JUDICIARY | | Sale of Acquired Property | | Bank Corp. Taxes | 20,597.33 |
| Municipal Courts | 20,012.00 | Other Miscellaneous Revenues | 372,576.28 | Added and Omitted Taxes | 25,296.52 |
| PUBLIC SAFETY | | Total | 10,136,510.17 | Total Taxes Levied - ABSTRACT | 9,070,567.55 |
| Fire Protection | 74,900.00 | Prior Years Surplus Appropriated | 200,000.00 | Total Taxes Billed | 9,058,041.63 |
| Police Protection | 953,609.00 | REVENUES TOTAL | 10,336,510.17 | 1985 TAXES COLLECTED | 8,775,743.72 |
| Civil Defense & Disaster Control | 750.00 | Reserve For Uncollected Taxes | 300,000.00 | 1985 Taxes Cancelled, Abated or Adjusted | 105,038.16 |
| Environmental Inspection & Control | 24,351.00 | CAPITAL OUTLAY TOTAL | 324,762.04 | Transfer to Tax Title Liens or Foreclosed | 16,777.62 |
| Other Public Safety | | | | Balance Outstanding Dec. 31, 1985 | 160,482.13 |
| PUBLIC WORKS | | | | PRIOR YEARS TAXES OUTSTANDING | |
| Streets and Drainage | 304,350.69 | Public Enterprises | 36,069.86 | Balance January 1, 1985 | 99,771.66 |
| Sewers and Sewage Processing | 175,724.00 | Recreation—Culture | | Collected in 1985 | 91,027.41 |
| Garbage and Trash Disposal | 418,784.21 | Public Works | 64,985.00 | Cancelled, Abated or Adjusted 1985 | |
| Public Buildings and Grounds | 40,434.00 | Buildings and Grounds | 223,707.18 | Transfers to Tax Title Liens or Foreclosed | 8,744.25 |
| Other Public Works | 81,230.00 | Library and Education | | Balance December 31, 1985 | |
| HEALTH and WELFARE | | Conservation | | TAX TITLE LIENS OUTSTANDING | |
| Health Services Except Environmental | 41,315.00 | All Other | | Balance January 1, 1985 | 22,162.98 |
| Welfare-Public Assistance | 625.00 | CAPITAL DEBT AUTHORIZED, DECEMBER 31, 1985 | | Transfer From Taxes | 27,691.64 |
| Hospitals, Clinics, First Aid | | ISSUED AND UNISSUED | | Redeemed in 1985 | 4,479.94 |
| Animal, Insect, & Rodent Control | | School | 809,000 | Cancelled, Abated or Adjusted (1985) | |
| Other Welfare Services | 250.00 | Self-liquidating | 2,351,964 | Transfers to Foreclosed Property | |
| RECREATION and CONSERVATION | | Other | 5,810,073 | Balance December 31, 1985 | 45,374.68 |
| Beaches and Boardwalks | | Total | 8,971,037 | PROPERTY ACQUIRED BY DEED OR | |
| Parks, Playgrounds, Shade Trees | 3,500.00 | | | FORECLOSURE | |
| Land Reclamation & Conservation | | ISSUED AND OUTSTANDING | | Balance January 1, 1985 | 26,000.00 |
| Other Recreational Services | 13,660.00 | School | 809,000.00 | Transfers From Taxes or Liens | |
| EDUCATION (excluding schools) | | Self-Liquidating | 288,000.00 | Sale for Cash (1985) | |
| Libraries | 109,573.00 | Other | 5,169,000.00 | Cancelled, Abated or Adjusted (1985) | |
| Other Educational Services | 300.00 | Total | 6,266,000.00 | Balance December 31, 1985 | 26,000.00 |
| STATUTORY EXPENDITURES | | EQUALIZED VALUATION BASIS | | CURRENT FINANCES DECEMBER 31, 1985 | |
| Pensions & F. I. C. A. | 199,812.00 | FOR NET DEBT COMPUTATION | 337,142,332 | ASSETS | |
| Employee Fringe Benefits | 99,603.00 | REAL PROPERTY VALUATIONS | | Cash Dec. 31, 1985 | 518,481.45 |
| Other Statutory Expenditures | | Code Class # of Parcels % VAL'N | | Taxes Receivable | 160,482.13 |
| CETA And Other Public Employment Programs | | 1 Vacant Land 199 3.92 | 14,135,700.00 | Tax Title Liens | 45,374.68 |
| MUNICIPAL FUNCTIONS TOTAL | 2,963,862.90 | 2 Residential 2403 80.55 | 290,685,500.00 | Foreclosed Property | 26,000.00 |
| CAPITAL IMPROVEMENTS *MEMO* | 35,000.00 | 3 Farm | | Emergencies & Other Deferred Charges | 30,000.00 |
| DEBT SERVICE | | 4a Commercial 77 6.22 | 22,439,400.00 | State and Federal Aid Receivable | 2,950.00 |
| Principal Payments | 250,000.00 | 4b Industrial 11 8.18 | 29,533,900.00 | Other Receivables | |
| Interest Payments | 275,717.11 | 4c Apartments 8 1.13 | 4,082,000.00 | Total | 783,288.26 |
| | | Total 2698 | 360,876,500.00 | LIABILITIES, RESERVES, AND SURPLUS | |
| DEFERRED CHARGES | 76,603.72 | Land Area 2.58 Sq. Miles | | Cash Liabilities | 390,254.54 |
| SCHOOL, COUNTY, SPECIAL DISTRICT TAXES | 6,565,673.70 | Net Valuation Taxable-Municipal | 362,760,848 | Reserves for Receivables | 231,856.81 |
| RESERVE FOR UNCOLLECTED TAXES | 300,000.00 | Net Valuation Taxable-County | 334,107,352 | Surplus Dec. 31, 1985 | 161,176.91 |
| EXPENDITURES TOTAL | 10,431,857.43 | State Equalized Valuation | 391,558,249 | Total | 783,288.26 |
| | | State Equalization Ratio | 92.61 | | |

1429
Population 1980 49,868
Population 1985 49,456
S & P Rating AA-
Moody Rating AA

General Tax Rate Per \$100. 2.17
State Equalized Tax Rate 1.88

PARSIPPANY-TROY HILLS TWP. - MOR. CO.
Form of Government:
Mayor-Council Plan E (OMCL 50)
Number of Members on Governing Body - 5

PER CAPITA:
Gross Debt 2,151.58
Net Debt 849.76
Debt Service 56.52
Total Tax Levy 940.96
Municipal Expenditures 348.09
PER CENT:
Gross Debt 5.24
Net Debt 2.07
Tax Levy Collected 98.74
Tax Levy Cancelled, Abated or Adjusted .32

| EXPENDITURES | | REVENUES-REALIZED | | 1985 PROPERTY TAX | |
|---|---------------|--|--------------------|--|--------------------|
| GENERAL GOVERNMENT | | | | STATE EQUALIZED TAX RATE | |
| Governing Body & Public Boards | | 1985 Property Taxes Collected | 45,976,781.88 | Local District School Taxes | 1.25 28,714,898.00 |
| Municipal Clerk | | 1985 Payments in Lieu of Taxes | 100,200.00 | Regional & Consolidated School Tax | |
| Financial Administration | 385,708.00 | Delinquent Tax & Lien Collections | 994,981.89 | School Taxes in Municipal Budget | |
| Assessment of Taxes | | Business Personalty Replacement Taxes | 487,669.84 | County Taxes | .35 8,102,139.32 |
| Collection of Taxes | | Taxes from Public Utilities | 2,297,181.00 | County Library Taxes | .01 320,502.99 |
| Planning, Housing & Development | 133,024.99 | Other Miscellaneous Tax Revenues | 1,724,394.74 | Local Municipal Purpose Taxes | .25 5,816,572.88 |
| Human Resources | 42,500.00 | State Aid Revenues | 894,245.40 | Veteran & Senior Citizen Taxes | |
| Elections | 46,000.00 | Federal Aid Revenues | | Total Taxes for Rate Computation | 1.86 43,215,413.19 |
| General Administration (other) | 2,035,778.99 | State and Local Fiscal Assistance Act Utilized | 336,529.00 | Special District Taxes | |
| JUDICIARY | | Sale of Acquired Property | 356,300.00 | Bank Corp. Taxes | 77,754.50 |
| Municipal Courts | 265,368.35 | Other Miscellaneous Revenues | 2,577,235.74 | Added and Omitted Taxes | 943,443.18 |
| PUBLIC SAFETY | | Total | 55,745,519.49 | Total Taxes Levied - ABSTRACT | 46,535,999.81 |
| Fire Protection | 110,943.00 | Prior Years Surplus Appropriated | 2,890,000.00 | Total Taxes Billed | 46,561,293.47 |
| Police Protection | 4,668,642.58 | REVENUES TOTAL | 58,635,519.49 | 1985 TAXES COLLECTED | 45,976,781.88 |
| Civil Defense & Disaster Control | 16,925.00 | Reserve For Uncollected Taxes | 1,011,202.94 | 1985 Taxes Cancelled, Abated or Adjusted | 146,978.89 |
| Environmental Inspection & Control | 386,700.00 | CAPITAL OUTLAY TOTAL | 7,386,305.51 | Transfer to Tax Title Liens or Foreclosed | 50,400.64 |
| Other Public Safety | 7,500.00 | | | Balance Outstanding Dec. 31, 1985 | 387,132.06 |
| PUBLIC WORKS | | | | PRIOR YEARS TAXES OUTSTANDING | |
| Streets and Drainage | 704,579.00 | Public Enterprises | 2,528,334.12 | Balance January 1, 1985 | 978,300.75 |
| Sewers and Sewage Processing | | Recreation—Culture | 923,702.24 | Collected in 1985 | 965,754.92 |
| Garbage and Trash Disposal | | Public Works | 1,393,936.12 | Cancelled, Abated or Adjusted 1985 | |
| Public Buildings and Grounds | 359,029.72 | Buildings and Grounds | 2,514,723.03 | Transfers to Tax Title Liens or Foreclosed | |
| Other Public Works | 959,004.00 | Library and Education | 25,610.00 | Balance December 31, 1985 | 12,545.83 |
| HEALTH and WELFARE | | Conservation | | TAX TITLE LIENS OUTSTANDING | |
| Health Services Except Environmental | 219,711.00 | All Other | | Balance January 1, 1985 | 195,910.78 |
| Welfare-Public Assistance | 44,700.14 | CAPITAL DEBT AUTHORIZED, DECEMBER 31, 1985 | | Transfer From Taxes | 48,145.58 |
| Hospitals, Clinics, First Aid | | ISSUED AND UNISSUED | | Redeemed in 1985 | 29,226.97 |
| Animal, Insect, & Rodent Control | 36,791.00 | School | 1,834,000 | Cancelled, Abated or Adjusted (1985) | 20,607.92 |
| Other Welfare Services | | Self-liquidating | 55,667,612 | Transfers to Foreclosed Property | 8,192.23 |
| RECREATION and CONSERVATION | | Other | 48,907,157 | Balance December 31, 1985 | 186,029.24 |
| Beaches and Boardwalks | 675,097.00 | Total | 106,408,769 | PROPERTY ACQUIRED BY DEED OR | |
| Parks, Playgrounds, Shade Trees | 14,308.00 | ISSUED AND OUTSTANDING | | FORECLOSURE | |
| Land Reclamation & Conservation | 20,900.00 | School | 1,834,000.00 | Balance January 1, 1985 | 1,798,500.00 |
| Other Recreational Services | | Self-Liquidating | 51,285,000.00 | Transfers From Taxes or Liens | 98,755.06 |
| EDUCATION (excluding schools) | | Other | 46,530,000.00 | Sale for Cash (1985) | 356,300.00 |
| Libraries | 645,000.00 | Total | 99,649,000.00 | Cancelled, Abated or Adjusted (1985) | |
| Other Educational Services | 3,000.00 | EQUALIZED VALUATION BASIS | | Balance December 31, 1985 | 1,540,955.06 |
| STATUTORY EXPENDITURES | | FOR NET DEBT COMPUTATION | 2,029,589,684 | CURRENT FINANCES DECEMBER 31, 1985 | |
| Pensions & F. I. C. A. | 953,310.75 | REAL PROPERTY VALUATIONS | | ASSETS | |
| Employee Fringe Benefits | | Code Class # of Parcels % VAL'N | ASSESSED VALUATION | Cash Dec. 31, 1985 | 4,240,342.67 |
| Other Statutory Expenditures | 10,000.00 | 1 Vacant Land 617 3.44 | 67,756,200.00 | Taxes Receivable | 399,677.89 |
| CETA And Other Public Employment Programs | | 2 Residential 10847 50.53 | 996,541,440.00 | Tax Title Liens | 186,029.24 |
| MUNICIPAL FUNCTIONS TOTAL | 12,744,521.52 | 3 Farm 14 .08 | 1,583,400.00 | Foreclosed Property | 1,540,955.06 |
| CAPITAL IMPROVEMENTS *MEMO* | 88,000.00 | 4a Commercial 369 30.23 | 596,062,900.00 | Emergencies & Other Deferred Charges | 492,582.80 |
| DEBT SERVICE | | 4b Industrial 54 5.92 | 116,757,600.00 | State and Federal Aid Receivable | 18,394.13 |
| Principal Payments | 650,100.00 | 4c Apartments 35 9.80 | 193,301,300.00 | Other Receivables | 6,500.47 |
| Interest Payments | 2,145,138.10 | Total 11936 | 1,972,002,840.00 | Total | 6,884,482.26 |
| DEFERRED CHARGES | 664,242.06 | Land Area 24.30 Sq. Miles | | LIABILITIES, RESERVES, AND SURPLUS | |
| SCHOOL, COUNTY, SPECIAL DISTRICT TAXES | 39,698,229.25 | Net Valuation Taxable-Municipal | 1,984,200,984 | Cash Liabilities | 2,186,693.76 |
| RESERVE FOR UNCOLLECTED TAXES | 1,011,202.94 | Net Valuation Taxable-County | 2,258,111,634 | Reserves for Receivables | 2,133,162.66 |
| EXPENDITURES TOTAL | 56,913,433.87 | State Equalized Valuation | 2,289,867,460 | Surplus Dec. 31, 1985 | 2,564,625.84 |
| | | State Equalization Ratio | 86.58 | Total | 6,884,482.26 |

1607
 Population 1980 **52,463**
 Population 1985 **54,198**
 S & P Rating
 Moody Rating **BAA**

General Tax Rate Per \$100. **8.03**
 State Equalized Tax Rate **3.51**

PASSAIC CITY – PASSAIC COUNTY
Form of Government:
Mayor–Council Plan B (OMCL 50)
Number of Members on Governing Body – 7

PER CAPITA:
 Gross Debt **432.46**
 Net Debt **59.50**
 Debt Service **22.24**
 Total Tax Levy **405.85**
 Municipal Expenditures **488.90**
 PER CENT:
 Gross Debt **4.63**
 Net Debt **.64**
 Tax Levy Collected **97.12**
 Tax Levy Cancelled, Abated or Adjusted **.23**

| EXPENDITURES | | REVENUES-REALIZED | | 1985 PROPERTY TAX | |
|---|---------------|--|--------------------|--|---------------|
| GENERAL GOVERNMENT | | | | STATE EQUALIZED TAX RATE 1.30 | |
| Governing Body & Public Boards | 96,473.00 | 1985 Property Taxes Collected | 21,185,502.42 | Local District School Taxes | 8,041,207.48 |
| Municipal Clerk | 183,228.00 | 1985 Payments in Lieu of Taxes | 280,844.60 | Regional & Consolidated School Tax | 20,200.00 |
| Financial Administration | 215,123.00 | Delinquent Tax & Lien Collections | 766,453.12 | School Taxes in Municipal Budget | 3,381,235.17 |
| Assessment of Taxes | 127,479.00 | Business Personalty Replacement Taxes | 2,280,206.84 | County Taxes | .55 |
| Collection of Taxes | 128,565.00 | Taxes from Public Utilities | 2,338,404.00 | County Library Taxes | 10,267,001.45 |
| Planning, Housing & Development | 302,181.00 | Other Miscellaneous Tax Revenues | 4,576,459.50 | Local Municipal Purpose Taxes | 232,350.00 |
| Human Resources | 1,978,232.50 | State Aid Revenues | 171,803.00 | Veteran & Senior Citizen Taxes | 21,941,994.10 |
| Elections | 45,400.00 | Federal Aid Revenues | 961,072.40 | Total Taxes for Rate Computation | 186,301.03 |
| General Administration (other) | 3,571,740.01 | State and Local Fiscal Assistance Act Utilized | 2,728,297.04 | Special District Taxes | 100,162.36 |
| JUDICIARY | 239,727.00 | Sale of Acquired Property | 35,289,042.92 | Bank Corp. Taxes | 21,996,107.49 |
| Municipal Courts | 3,935,806.01 | Other Miscellaneous Revenues | 2,475,000.00 | Added and Omitted Taxes | 21,813,524.22 |
| PUBLIC SAFETY | 4,117,409.40 | Total | 37,764,042.92 | Total Taxes Levied - ABSTRACT | 21,185,502.42 |
| Fire Protection | 18,642.00 | Prior Years Surplus Appropriated | 1,184,876.08 | Total Taxes Billed | 49,147.04 |
| Police Protection | 274,792.00 | REVENUES | 711,384.89 | 1985 TAXES COLLECTED | 19,826.07 |
| Civil Defense & Disaster Control | | Reserve For: Uncollected Taxes | | 1985 Taxes Cancelled, Abated or Adjusted | 19,826.07 |
| Environmental Inspection & Control | | | | Transfer to Tax Title Liens or Foreclosed | 559,048.69 |
| Other Public Safety | | | | Balance Outstanding Dec. 31, 1985 | |
| PUBLIC WORKS | 1,194,860.00 | CAPITAL OUTLAY | 711,384.89 | PRIOR YEARS TAXES OUTSTANDING | |
| Streets and Drainage | 3,184,873.19 | Public Enterprises | | Balance January 1, 1985 | 687,678.59 |
| Sewers and Sewage Processing | | Recreation—Culture | | Collected in 1985 | 667,538.92 |
| Garbage and Trash Disposal | | Public Works | | Cancelled, Abated or Adjusted 1985 | |
| Public Buildings and Grounds | 135,000.00 | Buildings and Grounds | | Transfers to Tax Title Liens or Foreclosed | 20,139.67 |
| Other Public Works | | Library and Education | | Balance December 31, 1985 | |
| HEALTH and WELFARE | 747,911.84 | Conservation | | TAX TITLE LIENS OUTSTANDING | |
| Health Services Except Environmental | 78,010.00 | All Other | | Balance January 1, 1985 | 115,315.45 |
| Welfare-Public Assistance | | | | Transfer From Taxes | 19,826.07 |
| Hospitals, Clinics, First Aid | 34,490.00 | CAPITAL DEBT AUTHORIZED, DECEMBER 31, 1985 | | Redeemed in 1985 | 98,914.20 |
| Animal, Insect, & Rodent Control | 97,990.00 | ISSUED AND UNISSUED | | Cancelled, Abated or Adjusted (1985) | |
| Other Welfare Services | | School | 11,661,000 | Transfers to Foreclosed Property | 36,227.32 |
| RECREATION and CONSERVATION | | Self-liquidating | 8,553,000 | Balance December 31, 1985 | |
| Beaches and Boardwalks | 92,776.00 | Other | 3,224,700 | PROPERTY ACQUIRED BY DEED OR | |
| Parks, Playgrounds, Shade Trees | | Total | 23,438,700 | FORECLOSURE | |
| Land Reclamation & Conservation | 161,581.00 | ISSUED AND OUTSTANDING | | Balance January 1, 1985 | 1,230,790.82 |
| Other Recreational Services | | School | 11,661,000.00 | Transfers From Taxes or Liens | 36,227.32 |
| EDUCATION (excluding schools) | 625,000.00 | Self-Liquidating | 8,553,000.00 | Sale for Cash (1985) | |
| Libraries | | Other | 1,720,000.00 | Cancelled, Abated or Adjusted (1985) | 87,000.00 |
| Other Educational Services | | Total | 21,934,000.00 | Balance December 31, 1985 | 1,180,018.14 |
| STATUTORY EXPENDITURES | 2,474,998.00 | EQUALIZED VALUATION BASIS | | CURRENT FINANCES DECEMBER 31, 1985 | |
| Pensions & F. I. C. A. | | FOR NET DEBT COMPUTATION | 505,806,864 | ASSETS | |
| Employee Fringe Benefits | 35,000.00 | REAL PROPERTY VALUATIONS | | Cash Dec. 31, 1985 | 9,714,180.99 |
| Other Statutory Expenditures | | Code Class # of Parcels % VAL'N | ASSESSED VALUATION | Taxes Receivable | 579,188.36 |
| CETA And Other Public Employment Programs | 24,097,287.95 | 1 Vacant Land 317 .75 | 1,939,900.00 | Tax Title Liens | |
| MUNICIPAL FUNCTIONS | *MEMO* | 2 Residential 5529 47.89 | 123,050,500.00 | Foreclosed Property | 1,180,018.14 |
| CAPITAL IMPROVEMENTS | | 3 Farm | | Emergencies & Other Deferred Charges | 201,834.97 |
| DEBT SERVICE | | 4a Commercial 1358 24.84 | 63,838,700.00 | State and Federal Aid Receivable | 887,683.42 |
| Principal Payments | 1,038,000.00 | 4b Industrial 143 11.69 | 30,046,100.00 | Other Receivables | 548,949.30 |
| Interest Payments | 167,127.46 | 4c Apartments 394 14.82 | 38,086,200.00 | Total | 13,111,855.18 |
| TYPE I SCHL DEBT *MEMO | 191,529.00 | Total | 256,961,400.00 | LIABILITIES, RESERVES, AND SURPLUS | |
| DEFERRED CHARGES | 10,066.03 | Land Area 3.20 Sq. Miles | | Cash Liabilities | 8,906,624.87 |
| SCHOOL, COUNTY, SPECIAL DISTRICT TAXES | 11,442,642.65 | Net Valuation Taxable-Municipal | 270,403,012 | Reserves for Receivables | 2,308,155.80 |
| RESERVE FOR UNCOLLECTED TAXES | 1,184,876.08 | Net Valuation Taxable-County | 537,756,657 | Surplus Dec. 31, 1985 | 1,897,074.51 |
| EXPENDITURES | 37,940,000.17 | State Equalized Valuation | 600,929,194 | Total | 13,111,855.18 |
| | | State Equalization Ratio | 43.75 | | |

1985/3000

* ABOVE DEBT SERVICE INCLUDES TYPE I SCHOOL DEBT

1430
 Population 1980 **7,275**
 Population 1985 **7,519**
 S & P Rating **AA**
 Moody Rating **A1**

General Tax Rate Per \$100. **7.72**
 State Equalized Tax Rate **1.95**

PASSAIC TOWNSHIP – MORRIS COUNTY
Form of Government:
Township Committee
Number of Members on Governing Body – 5

PER CAPITA:
 Gross Debt **1,192.18**
 Net Debt **790.54**
 Debt Service **130.94**
 Total Tax Levy **960.53**
 Municipal Expenditures **537.19**

PER CENT:
 Gross Debt **2.78**
 Net Debt **1.85**
 Tax Levy Collected **97.25**
 Tax Levy Cancelled, Abated or Adjusted **.25**

| EXPENDITURES | | REVENUES-REALIZED | | 1985 PROPERTY TAX | |
|--|-------------------|---|---------------------------|---|---------------------|
| GENERAL GOVERNMENT | | | | STATE EQUALIZED TAX RATE 1.79 | |
| Governing Body & Public Boards | | 1985 Property Taxes Collected | 7,020,807.25 | Local District School Taxes | 2,876,429.64 |
| Municipal Clerk | | 1985 Payments in Lieu of Taxes | | Regional & Consolidated School Tax | 1,623,113.38 |
| Financial Administration | 32,368.00 | Delinquent Tax & Lien Collections | 176,135.73 | School Taxes in Municipal Budget | |
| Assessment of Taxes | 18,452.40 | Business Personalty Replacement Taxes | 107,170.96 | County Taxes | 1,323,990.84 |
| Collection of Taxes | 32,750.00 | Taxes from Public Utilities | 1,220,434.00 | County Library Taxes | |
| Planning, Housing & Development | 73,381.78 | Other Miscellaneous Tax Revenues | | Local Municipal Purpose Taxes | 1,310,654.28 |
| Human Resources | 13,471.59 | State Aid Revenues | 65,751.27 | Veteran & Senior Citizen Taxes | 61,650.00 |
| Elections | | Federal Aid Revenues | | Total Taxes for Rate Computation | 7,195,838.14 |
| General Administration (other) | 397,603.81 | State and Local Fiscal Assistance Act Utilized | 47,087.00 | Special District Taxes | |
| JUDICIARY | | Sale of Acquired Property | | Bank Corp. Taxes | 11,788.93 |
| Municipal Courts | 29,645.91 | Other Miscellaneous Revenues | 636,008.82 | Added and Omitted Taxes | 76,248.73 |
| PUBLIC SAFETY | | Total | 9,273,395.03 | Total Taxes Levied - ABSTRACT | 7,222,225.80 |
| Fire Protection | 100,307.82 | Prior Years Surplus Appropriated | 670,000.00 | Total Taxes Billed | 7,219,569.05 |
| Police Protection | 744,131.00 | REVENUES | 9,943,395.03 | 1985 TAXES COLLECTED | 7,020,807.25 |
| Civil Defense & Disaster Control | 247.00 | Reserve For Uncollected Taxes | 358,973.69 | 1985 Taxes Cancelled, Abated or Adjusted | 17,711.56 |
| Environmental Inspection & Control | 28,565.54 | CAPITAL OUTLAY | 1,745,185.54 | Transfer to Tax Title Liens or Foreclosed | 5,282.41 |
| Other Public Safety | | Total | | Balance Outstanding Dec. 31, 1985 | 175,767.83 |
| PUBLIC WORKS | | | | PRIOR YEARS TAXES OUTSTANDING | |
| Streets and Drainage | 399,665.09 | Public Enterprises | | Balance January 1, 1985 | 167,023.25 |
| Sewers and Sewage Processing | 126,806.19 | Recreation—Culture | 5,639.89 | Collected in 1985 | 163,016.31 |
| Garbage and Trash Disposal | 248,080.00 | Public Works | 1,712,312.61 | Cancelled, Abated or Adjusted 1985 | |
| Public Buildings and Grounds | 7,010.00 | Buildings and Grounds | 26,933.26 | Transfers to Tax Title Liens or Foreclosed | |
| Other Public Works | 42,000.00 | Library and Education | | Balance December 31, 1985 | 4,006.94 |
| HEALTH and WELFARE | | Conservation | 299.78 | TAX TITLE LIENS OUTSTANDING | |
| Health Services Except Environmental | 22,622.40 | All Other | | Balance January 1, 1985 | 32,929.93 |
| Welfare-Public Assistance | 8,537.74 | CAPITAL DEBT AUTHORIZED, DECEMBER 31, 1985 | | Transfer From Taxes | 5,282.41 |
| Hospitals, Clinics, First Aid | | ISSUED AND UNISSUED | GROSS DEBT | Redeemed in 1985 | 13,119.42 |
| Animal, Insect, & Rodent Control | 4,302.35 | School | 563,231 | Cancelled, Abated or Adjusted (1985) | |
| Other Welfare Services | | Self-liquidating | | Transfers to Foreclosed Property | |
| RECREATION and CONSERVATION | | Other | 8,400,767 | Balance December 31, 1985 | 25,092.92 |
| Beaches and Boardwalks | | Total | 8,963,998 | PROPERTY ACQUIRED BY DEED OR FORECLOSURE | |
| Parks, Playgrounds, Shade Trees | 9,579.94 | ISSUED AND OUTSTANDING | | Balance January 1, 1985 | 248,550.00 |
| Land Reclamation & Conservation | 426.80 | School | 563,231.53 | Transfers From Taxes or Liens | |
| Other Recreational Services | 26,254.20 | Self-Liquidating | | Sale for Cash (1985) | |
| EDUCATION (excluding schools) | | Other | 8,211,700.00 | Cancelled, Abated or Adjusted (1985) | |
| Libraries | 85,000.00 | Total | 8,774,931.53 | Balance December 31, 1985 | 248,550.00 |
| Other Educational Services | 250.00 | EQUALIZED VALUATION BASIS FOR NET DEBT COMPUTATION | 321,870,046 | CURRENT FINANCES DECEMBER 31, 1985 | |
| STATUTORY EXPENDITURES | | REAL PROPERTY VALUATIONS | | ASSETS | |
| Pensions & F. I. C. A. | 170,992.60 | Code Class # of Parcels % VAL'N | ASSESSED VALUATION | Cash Dec. 31, 1985 | 941,964.17 |
| Employee Fringe Benefits | 54,185.11 | 1 Vacant Land 438 3.38 | 3,072,970.00 | Taxes Receivable | 179,774.77 |
| Other Statutory Expenditures | | 2 Residential 2266 83.26 | 75,728,720.00 | Tax Title Liens | 25,092.92 |
| CETA And Other Public Employment Programs | | 3 Farm 47 .83 | 758,625.00 | Foreclosed Property | 248,550.00 |
| MUNICIPAL FUNCTIONS | | 4a Commercial 102 10.24 | 9,315,435.00 | Emergencies & Other Deferred Charges | 76,000.00 |
| CAPITAL IMPROVEMENTS | *MEMO* | 4b Industrial 19 2.29 | 2,080,750.00 | State and Federal Aid Receivable | 13,471.59 |
| DEBT SERVICE | | 4c Apartments | | Other Receivables | 36,220.39 |
| Principal Payments | 535,000.00 | Total | 2872 | Total | 1,521,073.84 |
| Interest Payments | 449,551.64 | Land Area 12.50 Sq. Miles | 90,956,500.00 | LIABILITIES, RESERVES, AND SURPLUS | |
| DEFERRED CHARGES | | Net Valuation Taxable-Municipal | 92,530,056 | Cash Liabilities | 248,481.32 |
| SCHOOL, COUNTY, SPECIAL DISTRICT TAXES | | Net Valuation Taxable-County | 365,805,434 | Reserves for Receivables | 489,638.08 |
| RESERVE FOR UNCOLLECTED TAXES | | State Equalized Valuation | 360,804,811 | Surplus Dec. 31, 1985 | 782,954.44 |
| EXPENDITURES | TOTAL | State Equalization Ratio | 25.32 | Total | 1,521,073.84 |

1608
Population 1980 137,970
Population 1985 139,818
S & P Rating BBB
Moody Rating BAA

General Tax Rate Per \$100. 9.08
State Equalized Tax Rate 4.05

PATERSON CITY - PASSAIC COUNTY
Form of Government:
Mayor-Council Plan D (OMCL 50)
Number of Members on Governing Body - 9

PER CAPITA:
Gross Debt 820.26
Net Debt 279.23
Debt Service 84.18
Total Tax Levy 400.54
Municipal Expenditures 560.12
PER CENT:
Gross Debt 9.22
Net Debt 3.14
Tax Levy Collected 93.01
Tax Levy Cancelled, Abated or Adjusted

| EXPENDITURES | | REVENUES-REALIZED | | 1985 PROPERTY TAX | |
|---|----------------|--|--------------------|--|---------------|
| GENERAL GOVERNMENT | | | | STATE EQUALIZED TAX RATE | |
| Governing Body & Public Boards | 466,275.10 | 1985 Property Taxes Collected | 51,899,066.29 | Local District School Taxes | 1.30 |
| Municipal Clerk | 112,046.64 | 1985 Payments in Lieu of Taxes | 1,682,177.67 | Regional & Consolidated School Tax | |
| Financial Administration | 518,241.00 | Delinquent Tax & Lien Collections | 3,583,021.33 | School Taxes in Municipal Budget | .08 |
| Assessment of Taxes | 210,227.01 | Business Personality Replacement Taxes | 2,428,544.20 | County Taxes | .60 |
| Collection of Taxes | 335,151.86 | Taxes from Public Utilities | 5,832,953.00 | County Library Taxes | |
| Planning, Housing & Development | 971,509.09 | Other Miscellaneous Tax Revenues | | Local Municipal Purpose Taxes | 2.06 |
| Human Resources | 6,071,268.63 | State Aid Revenues | 18,859,621.59 | Veteran & Senior Citizen Taxes | |
| Elections | 41,223.72 | Federal Aid Revenues | 1,049,062.82 | Total Taxes for Rate Computation | 4.04 |
| General Administration (other) | 5,320,194.85 | State and Local Fiscal Assistance Act Utilized | 3,335,811.00 | Special District Taxes | |
| JUDICIARY | | Sale of Acquired Property | 161,450.00 | Bank Corp. Taxes | 248,794.45 |
| Municipal Courts | 634,901.48 | Other Miscellaneous Revenues | 13,554,994.44 | Added and Omitted Taxes | 334,951.21 |
| PUBLIC SAFETY | | Total | 102,386,702.34 | Total Taxes Levied - ABSTRACT | 56,002,530.94 |
| Fire Protection | 9,148,454.01 | Prior Years Surplus Appropriated | 1,810,700.00 | Total Taxes Billed | 55,796,493.82 |
| Police Protection | 11,322,296.17 | REVENUES | 104,197,402.34 | 1985 TAXES COLLECTED | 51,899,066.29 |
| Civil Defense & Disaster Control | 18,350.00 | Reserve For Uncollected Taxes | 4,492,404.37 | 1985 Taxes Cancelled, Abated or Adjusted | 2,379.88 |
| Environmental Inspection & Control | | CAPITAL OUTLAY | 22,704,308.50 | Transfer to Tax Title Liens or Foreclosed | 1,664,310.39 |
| Other Public Safety | | Total | | Balance Outstanding Dec. 31, 1985 | 2,230,737.26 |
| PUBLIC WORKS | | | | PRIOR YEARS TAXES OUTSTANDING | |
| Streets and Drainage | 3,487,119.63 | Public Enterprises | | Balance January 1, 1985 | 2,178,846.38 |
| Sewers and Sewage Processing | 6,532,085.94 | Recreation—Culture | 299,985.50 | Collected in 1985 | 1,575,653.98 |
| Garbage and Trash Disposal | 3,372,983.00 | Public Works | 17,235,486.45 | Cancelled, Abated or Adjusted 1985 | 208,692.85 |
| Public Buildings and Grounds | 1,760,915.47 | Buildings and Grounds | 739,110.49 | Transfers to Tax Title Liens or Foreclosed | 306,734.96 |
| Other Public Works | 216,153.95 | Library and Education | 4,425,226.06 | Balance December 31, 1985 | 87,764.59 |
| HEALTH and WELFARE | | Conservation | 4,500.00 | TAX TITLE LIENS OUTSTANDING | |
| Health Services Except Environmental | 2,945,454.22 | All Other | | Balance January 1, 1985 | 5,508,477.61 |
| Welfare-Public Assistance | 580,000.00 | CAPITAL DEBT AUTHORIZED, DECEMBER 31, 1985 | | Transfer From Taxes | 2,002,033.07 |
| Hospitals, Clinics, First Aid | | ISSUED AND UNISSUED | | Redeemed in 1985 | 2,007,367.35 |
| Animal, Insect, & Rodent Control | 76,250.00 | GROSS DEBT | | Cancelled, Abated or Adjusted (1985) | 84,902.54 |
| Other Welfare Services | 472,037.54 | School | 47,430,000 | Transfers to Foreclosed Property | 39,648.96 |
| RECREATION and CONSERVATION | | Self-Liquidating | 18,637,000 | Balance December 31, 1985 | 5,378,591.83 |
| Beaches and Boardwalks | | Other | 48,619,500 | PROPERTY ACQUIRED BY DEED OR FORECLOSURE | |
| Parks, Playgrounds, Shade Trees | 469,969.86 | Total | 114,686,500 | Balance January 1, 1985 | 969,223.73 |
| Land Reclamation & Conservation | 41,425.00 | ISSUED AND OUTSTANDING | | Transfers From Taxes or Liens | 44,661.28 |
| Other Recreational Services | 310,137.42 | School | 47,430,000.00 | Sale for Cash (1985) | |
| EDUCATION (excluding schools) | | Self-Liquidating | 18,637,000.00 | Cancelled, Abated or Adjusted (1985) | 337,300.00 |
| Libraries | 777,700.00 | Other | 45,520,000.00 | Balance December 31, 1985 | 676,585.01 |
| Other Educational Services | 76,830.05 | Total | 111,587,000.00 | CURRENT FINANCES DECEMBER 31, 1985 | |
| STATUTORY EXPENDITURES | | EQUALIZED VALUATION BASIS | | ASSETS | |
| Pensions & F. I. C. A. | 5,214,689.59 | FOR NET DEBT COMPUTATION | 1,243,339,856 | Cash Dec. 31, 1985 | 17,651,673.03 |
| Employee Fringe Benefits | | REAL PROPERTY VALUATIONS | | Taxes Receivable | 2,318,501.85 |
| Other Statutory Expenditures | | Code Class # of Parcels % VAL'N | ASSESSED VALUATION | Tax Title Liens | 5,378,591.83 |
| CETA And Other Public Employment Programs | | 1 Vacant Land 2036 1.58 | 9,454,810.00 | Foreclosed Property | 676,585.01 |
| MUNICIPAL FUNCTIONS | | 2 Residential 17084 59.41 | 354,488,260.00 | Emergencies & Other Deferred Charges | 1,005,299.18 |
| CAPITAL IMPROVEMENTS | *MEMO* | 3 Farm | | State and Federal Aid Receivable | 2,111,104.13 |
| DEBT SERVICE | | 4a Commercial 2447 20.28 | 121,012,050.00 | Other Receivables | 1,736,874.87 |
| Principal Payments | 5,725,000.00 | 4b Industrial 472 10.84 | 64,699,250.00 | Total | 30,878,629.90 |
| Interest Payments | 6,044,570.80 | 4c Apartments 488 7.89 | 47,055,350.00 | LIABILITIES, RESERVES, AND SURPLUS | |
| TYPE I SCHL DEBT *MEMO | 5,666,961.07 | Total | 596,709,720.00 | Cash Liabilities | 15,383,393.17 |
| DEFERRED CHARGES | 548,700.11 | Land Area 8.44 Sq. Miles | | Reserves for Receivables | 10,110,553.56 |
| SCHOOL, COUNTY, SPECIAL DISTRICT TAXES | 27,214,386.70 | Net Valuation Taxable-Municipal | 610,809,391 | Surplus Dec. 31, 1985 | 5,384,683.17 |
| RESERVE FOR UNCOLLECTED TAXES | 4,492,404.37 | Net Valuation Taxable-County | 1,305,297,424 | Total | 30,878,629.90 |
| EXPENDITURES | | State Equalized Valuation | 1,353,048,783 | | |
| TOTAL | 105,528,953.21 | State Equalization Ratio | 44.59 | | |

0814

Population 1980 **6,944**
 Population 1985 **6,678**
 S & P Rating
 Moody Rating

General Tax Rate Per \$100.

3.80

State Equalized Tax Rate

2.81**PAULSBORO BOROUGH - GLOUCESTER CO.****Form of Government:****Borough Council****Number of Members on Governing Body - 6**

PER CAPITA:

Gross Debt **334.85**
 Net Debt **218.50**
 Debt Service **6.84**
 Total Tax Levy **563.48**
 Municipal Expenditures **329.52**

PER CENT:

Gross Debt **1.71**
 Net Debt **1.12**
 Tax Levy Collected **94.05**
 Tax Levy Cancelled, Abated
 or Adjusted **.05**

| EXPENDITURES | | REVENUES-REALIZED | | 1985 PROPERTY TAX | |
|---|--------------|--|--------------------|--|--------------|
| GENERAL GOVERNMENT | | | | STATE EQUALIZED TAX RATE 1.19 | |
| Governing Body & Public Boards | 19,000.00 | 1985 Property Taxes Collected | 3,532,384.01 | Local District School Taxes | 1,589,720.08 |
| Municipal Clerk | 26,087.00 | 1985 Payments in Lieu of Taxes | | Regional & Consolidated School Tax | |
| Financial Administration | 44,512.59 | Delinquent Tax & Lien Collections | 165,926.41 | School Taxes in Municipal Budget | |
| Assessment of Taxes | 22,943.37 | Business Personalty Replacement Taxes | 122,361.64 | County Taxes | 983,027.63 |
| Collection of Taxes | 20,029.00 | Taxes from Public Utilities | 233,310.00 | County Library Taxes | |
| Planning, Housing & Development | 5,601.04 | Other Miscellaneous Tax Revenues | | Local Municipal Purpose Taxes | 1,175,000.00 |
| Human Resources | 50.00 | State Aid Revenues | 187,907.91 | Veteran & Senior Citizen Taxes | 94,650.00 |
| Elections | 2,600.00 | Federal Aid Revenues | | Total Taxes for Rate Computation | 3,842,397.71 |
| General Administration (other) | 168,021.45 | State and Local Fiscal Assistance Act Utilized | 94,690.02 | Special District Taxes | |
| JUDICIARY | | Sale of Acquired Property | | Bank Corp. Taxes | 10,332.65 |
| Municipal Courts | 28,051.34 | Other Miscellaneous Revenues | 170,233.99 | Added and Omitted Taxes | 4,840.55 |
| PUBLIC SAFETY | | Total | 4,506,813.98 | Total Taxes Levied - ABSTRACT | 3,762,920.91 |
| Fire Protection | 38,167.36 | Prior Years Surplus Appropriated | 200,000.00 | Total Taxes Billed | 3,755,831.31 |
| Police Protection | 597,872.15 | REVENUES TOTAL | 4,706,813.98 | 1985 TAXES COLLECTED | 3,532,384.01 |
| Civil Defense & Disaster Control | 150.00 | Reserve For Uncollected Taxes | 214,500.00 | 1985 Taxes Cancelled, Abated or Adjusted | 1,846.80 |
| Environmental Inspection & Control | 25,983.79 | CAPITAL OUTLAY TOTAL | 53,658.20 | Transfer to Tax Title Liens or Foreclosed | 23,343.99 |
| Other Public Safety | | | | Balance Outstanding Dec. 31, 1985 | 198,256.51 |
| PUBLIC WORKS | | | | PRIOR YEARS TAXES OUTSTANDING | |
| Streets and Drainage | 238,006.00 | Public Enterprises | 24,215.03 | Balance January 1, 1985 | 154,869.48 |
| Sewers and Sewage Processing | | Recreation—Culture | | Collected in 1985 | 141,502.16 |
| Garbage and Trash Disposal | 326,158.56 | Public Works | 20,296.20 | Cancelled, Abated or Adjusted 1985 | |
| Public Buildings and Grounds | 37,707.00 | Buildings and Grounds | 9,146.97 | Transfers to Tax Title Liens or Foreclosed | 10,638.93 |
| Other Public Works | 20,000.00 | Library and Education | | Balance December 31, 1985 | 2,728.39 |
| HEALTH and WELFARE | | Conservation | | TAX TITLE LIENS OUTSTANDING | |
| Health Services Except Environmental | 2,826.76 | All Other | | Balance January 1, 1985 | 45,202.05 |
| Welfare-Public Assistance | 19,337.83 | CAPITAL DEBT AUTHORIZED, DECEMBER 31, 1985 | | Transfer From Taxes | 35,523.40 |
| Hospitals, Clinics, First Aid | | ISSUED AND UNISSUED GROSS DEBT | | Redeemed in 1985 | 27,500.97 |
| Animal, Insect, & Rodent Control | 3,480.00 | School | 777,000 | Cancelled, Abated or Adjusted (1985) | |
| Other Welfare Services | | Self-liquidating | 799,500 | Transfers to Foreclosed Property | |
| RECREATION and CONSERVATION | | Other | 659,646 | Balance December 31, 1985 | 53,224.48 |
| Beaches and Boardwalks | | Total | 2,236,146 | PROPERTY ACQUIRED BY DEED OR | |
| Parks, Playgrounds, Shade Trees | 13,750.00 | | | FORECLOSURE | |
| Land Reclamation & Conservation | 100.00 | ISSUED AND OUTSTANDING | | Balance January 1, 1985 | 329,100.00 |
| Other Recreational Services | 7,650.00 | School | 512,000.00 | Transfers From Taxes or Liens | |
| EDUCATION (excluding schools) | | Self-Liquidating | 460,000.00 | Sale for Cash (1985) | 54,275.00 |
| Libraries | 32,903.39 | Other | 636,846.86 | Cancelled, Abated or Adjusted (1985) | |
| Other Educational Services | | Total | 1,608,846.86 | Balance December 31, 1985 | 274,825.00 |
| STATUTORY EXPENDITURES | | EQUALIZED VALUATION BASIS | | CURRENT FINANCES DECEMBER 31, 1985 | |
| Pensions & F. I. C. A. | 133,850.00 | FOR NET DEBT COMPUTATION | 130,761,432 | ASSETS | |
| Employee Fringe Benefits | 84,455.00 | REAL PROPERTY VALUATIONS | | Cash Dec. 31, 1985 | 747,696.72 |
| Other Statutory Expenditures | 8,500.00 | Code Class # of Parcels % VAL'N | ASSESSED VALUATION | Taxes Receivable | 200,984.90 |
| CETA And Other Public Employment Programs | | 1 Vacant Land 267 2.02 | 1,956,400.00 | Tax Title Liens | 53,224.48 |
| MUNICIPAL FUNCTIONS TOTAL | 1,927,793.63 | 2 Residential 1943 47.07 | 45,694,700.00 | Foreclosed Property | 274,825.00 |
| CAPITAL IMPROVEMENTS *MEMO* | 11,000.00 | 3 Farm | | Emergencies & Other Deferred Charges | 3,816.45 |
| DEBT SERVICE | | 4a Commercial 169 45.68 | 44,351,800.00 | State and Federal Aid Receivable | 2,065.00 |
| Principal Payments | 2,929.20 | 4b Industrial 9 2.66 | 2,583,700.00 | Other Receivables | 69,896.17 |
| Interest Payments | 42,759.27 | 4c Apartments 8 2.57 | 2,499,800.00 | Total | 1,352,508.72 |
| | | Total 2396 | 97,086,400.00 | LIABILITIES, RESERVES, AND SURPLUS | |
| DEFERRED CHARGES | 12,557.77 | Land Area 2.09 Sq. Miles | | Cash Liabilities | 504,852.78 |
| SCHOOL, COUNTY, SPECIAL DISTRICT TAXES | 2,572,747.71 | Net Valuation Taxable-Municipal | 98,710,283 | Reserves for Receivables | 545,930.55 |
| RESERVE FOR UNCOLLECTED TAXES | 214,500.00 | Net Valuation Taxable-County | 147,286,928 | Surplus Dec. 31, 1985 | 301,725.39 |
| EXPENDITURES TOTAL | 4,773,287.58 | State Equalized Valuation | 133,071,411 | Total | 1,352,508.72 |
| | | State Equalization Ratio | 73.86 | | |

1815
 Population 1980 **2,038**
 Population 1985 **2,118**
 S & P Rating
 Moody Rating

General Tax Rate Per \$100. **1.71**
 State Equalized Tax Rate **.99**

PEAPACK GLADSTONE BORO. - SOM. CO.
Form of Government:
Borough Council
Number of Members on Governing Body - 6

PER CAPITA:
 Gross Debt **1,150.10**
 Net Debt **664.63**
 Debt Service **68.78**
 Total Tax Levy **1,485.64**
 Municipal Expenditures **714.40**

PER CENT:
 Gross Debt **1.00**
 Net Debt **.58**
 Tax Levy Collected **98.80**
 Tax Levy Cancelled, Abated or Adjusted

| EXPENDITURES | | REVENUES-REALIZED | | 1985 PROPERTY TAX | |
|---|-------------------------|--|-----------------------|--|-------------------------|
| GENERAL GOVERNMENT | | | | STATE EQUALIZED TAX RATE ↓ | |
| Governing Body & Public Boards | | 1985 Property Taxes Collected | 3,098,354.61 | Local District School Taxes | .35 1,098,943.50 |
| Municipal Clerk | | 1985 Payments in Lieu of Taxes | | Regional & Consolidated School Tax | |
| Financial Administration | 25,000.00 | Delinquent Tax & Lien Collections | 38,973.86 | School Taxes in Municipal Budget | |
| Assessment of Taxes | 10,410.00 | Business Personalty Replacement Taxes | 28,648.76 | County Taxes | .39 1,237,041.63 |
| Collection of Taxes | 15,300.00 | Taxes from Public Utilities | 170,249.00 | County Library Taxes | .03 96,403.52 |
| Planning, Housing & Development | 22,090.00 | Other Miscellaneous Tax Revenues | | Local Municipal Purpose Taxes | .21 670,379.65 |
| Human Resources | | State Aid Revenues | 32,577.47 | Veteran & Senior Citizen Taxes | 17,800.00 |
| Elections | | Federal Aid Revenues | | Total Taxes for Rate Computation | .98 3,120,568.30 |
| General Administration (other) | 276,331.46 | State and Local Fiscal Assistance Act Utilized | 28,474.25 | Special District Taxes | |
| JUDICIARY | | Sale of Acquired Property | | Bank Corp. Taxes | 19,930.88 |
| Municipal Courts | 16,042.00 | Other Miscellaneous Revenues | 406,193.28 | Added and Omitted Taxes | 23,884.24 |
| PUBLIC SAFETY | | Total | 3,803,471.23 | Total Taxes Levied - ABSTRACT | 3,146,583.42 |
| Fire Protection | 83,010.00 | Prior Years Surplus Appropriated | 600,000.00 | Total Taxes Billed | 3,136,123.58 |
| Police Protection | 210,549.88 | REVENUES TOTAL | 4,403,471.23 | 1985 TAXES COLLECTED | 3,098,354.61 |
| Civil Defense & Disaster Control | 3,300.00 | Reserve For Uncollected Taxes | 248,745.85 | 1985 Taxes Cancelled, Abated or Adjusted | |
| Environmental Inspection & Control | 38,325.00 | CAPITAL OUTLAY TOTAL | 196,646.07 | Transfer to Tax Title Liens or Foreclosed | 171.00 |
| Other Public Safety | | Public Enterprises | 32,574.28 | Balance Outstanding Dec. 31, 1985 | 37,597.97 |
| PUBLIC WORKS | | Recreation—Culture | | PRIOR YEARS TAXES OUTSTANDING | |
| Streets and Drainage | 161,535.00 | Public Works | 161,683.79 | Balance January 1, 1985 | 41,065.67 |
| Sewers and Sewage Processing | | Buildings and Grounds | 2,388.00 | Collected in 1985 | 38,973.86 |
| Garbage and Trash Disposal | 75,250.00 | Library and Education | | Cancelled, Abated or Adjusted 1985 | 1,092.92 |
| Public Buildings and Grounds | 60,980.00 | Conservation | | Transfers to Tax Title Liens or Foreclosed | 163.00 |
| Other Public Works | 20,275.00 | All Other | | Balance December 31, 1985 | 835.89 |
| HEALTH and WELFARE | | CAPITAL DEBT AUTHORIZED, DECEMBER 31, 1985 | | TAX TITLE LIENS OUTSTANDING | |
| Health Services Except Environmental | 11,327.00 | ISSUED AND UNISSUED | | Balance January 1, 1985 | |
| Welfare-Public Assistance | 1,265.00 | School | | Transfer From Taxes | 361.17 |
| Hospitals, Clinics, First Aid | | Self-liquidating | 1,014,250 | Redeemed in 1985 | |
| Animal, Insect, & Rodent Control | | Other | 1,421,665 | Cancelled, Abated or Adjusted (1985) | |
| Other Welfare Services | 1,000.00 | Total | 2,435,915 | Transfers to Foreclosed Property | |
| RECREATION and CONSERVATION | | ISSUED AND OUTSTANDING | | Balance December 31, 1985 | 361.17 |
| Beaches and Boardwalks | | School | | PROPERTY ACQUIRED BY DEED OR | |
| Parks, Playgrounds, Shade Trees | 600.00 | Self-Liquidating | 894,350.00 | FORECLOSURE | |
| Land Reclamation & Conservation | 15,950.00 | Other | 1,323,600.00 | Balance January 1, 1985 | |
| Other Recreational Services | | Total | 2,217,950.00 | Transfers From Taxes or Liens | |
| EDUCATION (excluding schools) | | EQUALIZED VALUATION BASIS | | Sale for Cash (1985) | |
| Libraries | 700.00 | FOR NET DEBT COMPUTATION | 243,560,666 | Cancelled, Abated or Adjusted (1985) | |
| Other Educational Services | | REAL PROPERTY VALUATIONS | | Balance December 31, 1985 | |
| STATUTORY EXPENDITURES | | Code Class # of Parcels % VAL'N | | CURRENT FINANCES DECEMBER 31, 1985 | |
| Pensions & F. I. C. A. | 69,100.00 | 1 Vacant Land 93 2.85 | 5,171,300.00 | ASSETS | |
| Employee Fringe Benefits | | 2 Residential 560 37.36 | 67,737,700.00 | Cash Dec. 31, 1985 | 2,950,387.62 |
| Other Statutory Expenditures | | 3 Farm 71 3.16 | 5,723,325.00 | Taxes Receivable | 38,433.86 |
| CETA And Other Public Employment Programs | | 4a Commercial 47 6.09 | 11,036,750.00 | Tax Title Liens | 361.17 |
| MUNICIPAL FUNCTIONS | 1,118,340.34 | 4b Industrial 6 49.71 | 90,130,225.00 | Foreclosed Property | |
| CAPITAL IMPROVEMENTS | *MEMO* 44,400.00 | 4c Apartments 9 .84 | 1,519,450.00 | Emergencies & Other Deferred Charges | |
| DEBT SERVICE | | Total 786 | 181,318,750.00 | State and Federal Aid Receivable | 694.83 |
| Principal Payments | 58,400.00 | Land Area 5.80 Sq. Miles | | Other Receivables | 2,656.15 |
| Interest Payments | 87,279.72 | Net Valuation Taxable-Municipal | 182,002,245 | Total | 2,992,533.63 |
| DEFERRED CHARGES | 328.51 | Net Valuation Taxable-County | 245,967,813 | LIABILITIES, RESERVES, AND SURPLUS | |
| SCHOOL, COUNTY, SPECIAL DISTRICT TAXES | 2,432,388.65 | State Equalized Valuation | 314,497,517 | Cash Liabilities | 202,437.41 |
| RESERVE FOR UNCOLLECTED TAXES | 248,745.85 | State Equalization Ratio | 57.78 | Reserves for Receivables | 41,451.18 |
| EXPENDITURES TOTAL | 3,945,483.07 | | | Surplus Dec. 31, 1985 | 2,748,645.04 |
| | | | | Total | 2,992,533.63 |

0328
 Population 1980 **1,198**
 Population 1985 **1,186**
 S & P Rating
 Moody Rating

General Tax Rate Per \$100. **2.59**
 State Equalized Tax Rate **2.59**

PEMBERTON BOROUGH – BURLINGTON CO.
Form of Government:
Borough Council
Number of Members on Governing Body – 6

PER CAPITA:
 Gross Debt **42.16**
 Net Debt **42.16**
 Debt Service
 Total Tax Levy **435.23**
 Municipal Expenditures **283.95**

PER CENT:
 Gross Debt **.29**
 Net Debt **.29**
 Tax Levy Collected **88.63**
 Tax Levy Cancelled, Abated or Adjusted **.24**

| EXPENDITURES | | REVENUES-REALIZED | | 1985 PROPERTY TAX | |
|---|-------------------|--|--|--|-------------------|
| GENERAL GOVERNMENT | | | | STATE EQUALIZED TAX RATE ↓ | |
| Governing Body & Public Boards | | | | Local District School Taxes | 1.48 |
| Municipal Clerk | | | | Regional & Consolidated School Tax | |
| Financial Administration | 5,080.00 | 1985 Property Taxes Collected | | School Taxes in Municipal Budget | |
| Assessment of Taxes | 2,465.00 | | | County Taxes | .53 |
| Collection of Taxes | 4,976.00 | 1985 Payments in Lieu of Taxes | | County Library Taxes | .03 |
| Planning, Housing & Development | 3,553.06 | Delinquent Tax & Lien Collections | | Local Municipal Purpose Taxes | .55 |
| Human Resources | | Business Personalty Replacement Taxes | | Veteran & Senior Citizen Taxes | |
| Elections | | Taxes from Public Utilities | | Total Taxes for Rate Computation | 2.59 |
| General Administration (other) | 40,266.50 | Other Miscellaneous Tax Revenues | | Special District Taxes | |
| JUDICIARY | | State Aid Revenues | | Bank Corp. Taxes | |
| Municipal Courts | 22,107.40 | Federal Aid Revenues | | Added and Omitted Taxes | |
| PUBLIC SAFETY | | State and Local Fiscal Assistance Act Utilized | | Total Taxes Levied - ABSTRACT | 516,178.37 |
| Fire Protection | 11,050.00 | Sale of Acquired Property | | Total Taxes Billed | 513,133.31 |
| Police Protection | 28,349.56 | Other Miscellaneous Revenues | | 1985 TAXES COLLECTED | 454,778.12 |
| Civil Defense & Disaster Control | 25.00 | Prior Years Surplus Appropriated | | 1985 Taxes Cancelled, Abated or Adjusted | 1,248.38 |
| Environmental Inspection & Control | 7,190.00 | REVENUES TOTAL | | Transfer to Tax Title Liens or Foreclosed | 5,809.37 |
| Other Public Safety | | Reserve For Uncollected Taxes | | Balance Outstanding Dec. 31, 1985 | 51,297.44 |
| PUBLIC WORKS | | CAPITAL OUTLAY TOTAL | | PRIOR YEARS TAXES OUTSTANDING | |
| Streets and Drainage | 18,444.44 | | | Balance January 1, 1985 | 53,597.97 |
| Sewers and Sewage Processing | 37,331.18 | Public Enterprises | | Collected in 1985 | 52,578.43 |
| Garbage and Trash Disposal | 7,000.00 | Recreation—Culture | | Cancelled, Abated or Adjusted 1985 | 1,019.54 |
| Public Buildings and Grounds | 775.00 | Public Works | | Transfers to Tax Title Liens or Foreclosed | |
| Other Public Works | | Buildings and Grounds | | Balance December 31, 1985 | |
| HEALTH and WELFARE | | Library and Education | | TAX TITLE LIENS OUTSTANDING | |
| Health Services Except Environmental | 39,699.86 | Conservation | | Balance January 1, 1985 | 24,621.69 |
| Welfare-Public Assistance | 2,540.00 | All Other | | Transfer From Taxes | 5,809.37 |
| Hospitals, Clinics, First Aid | | CAPITAL DEBT AUTHORIZED, DECEMBER 31, 1985 | | Redeemed in 1985 | 1,930.64 |
| Animal, Insect, & Rodent Control | | ISSUED AND UNISSUED GROSS DEBT | | Cancelled, Abated or Adjusted (1985) | |
| Other Welfare Services | | SCHOOL | | Transfers to Foreclosed Property | |
| RECREATION and CONSERVATION | | Self-Liquidating | | Balance December 31, 1985 | 28,500.42 |
| Beaches and Boardwalks | | Other | | PROPERTY ACQUIRED BY DEED OR FORECLOSURE | |
| Parks, Playgrounds, Shade Trees | 1,420.00 | Total | | Balance January 1, 1985 | |
| Land Reclamation & Conservation | | | | Transfers From Taxes or Liens | |
| Other Recreational Services | | ISSUED AND OUTSTANDING | | Sale for Cash (1985) | |
| EDUCATION (excluding schools) | | SCHOOL | | Cancelled, Abated or Adjusted (1985) | |
| Libraries | 6,750.00 | Self-Liquidating | | Balance December 31, 1985 | |
| Other Educational Services | | Other | | CURRENT FINANCES DECEMBER 31, 1985 | |
| STATUTORY EXPENDITURES | | Total | | ASSETS | |
| Pensions & F. I. C. A. | 11,627.00 | EQUALIZED VALUATION BASIS | | Cash Dec. 31, 1985 | 178,080.21 |
| Employee Fringe Benefits | 3,590.00 | FOR NET DEBT COMPUTATION | | Taxes Receivable | 51,297.44 |
| Other Statutory Expenditures | 1,500.00 | REAL PROPERTY VALUATIONS | | Tax Title Liens | 28,500.42 |
| CETA And Other Public Employment Programs | | Code Class # of Parcels % VAL'N | | Foreclosed Property | |
| MUNICIPAL FUNCTIONS | | | | Emergencies & Other Deferred Charges | 9,016.69 |
| CAPITAL IMPROVEMENTS *MEMO* | 10,000.00 | | | State and Federal Aid Receivable | |
| DEBT SERVICE | | | | Other Receivables | 8,842.03 |
| Principal Payments | | | | Total | 275,736.79 |
| Interest Payments | | | | LIABILITIES, RESERVES, AND SURPLUS | |
| DEFERRED CHARGES | | | | Cash Liabilities | 31,737.89 |
| SCHOOL, COUNTY, SPECIAL DISTRICT TAXES | 403,785.85 | | | Reserves for Receivables | 88,639.89 |
| RESERVE FOR UNCOLLECTED TAXES | 75,215.24 | | | Surplus Dec. 31, 1985 | 155,359.01 |
| EXPENDITURES TOTAL | 740,554.04 | | | Total | 275,736.79 |

0329
 Population 1980 **29,720**
 Population 1985 **31,016**
 S & P Rating **AAA**
 Moody Rating **AAA**

General Tax Rate Per \$100. **3.12**
 State Equalized Tax Rate **2.24**

PEMBERTON TWP. - BURLINGTON COUNTY
Form of Government:
Township Committee
Number of Members on Governing Body - 5

PER CAPITA:
 Gross Debt **492.78**
 Net Debt **97.98**
 Debt Service **9.51**
 Total Tax Levy **284.75**
 Municipal Expenditures **231.84**

PER CENT:
 Gross Debt **4.27**
 Net Debt **.85**
 Tax Levy Collected **86.61**
 Tax Levy Cancelled, Abated or Adjusted **.06**

| EXPENDITURES | | REVENUES-REALIZED | | 1985 PROPERTY TAX | |
|---|----------------------------|--|-----------------------|--|--------------------------|
| GENERAL GOVERNMENT | | | | STATE EQUALIZED TAX RATE 1.10 | |
| Governing Body & Public Boards | | 1985 Property Taxes Collected | 7,638,982.53 | Local District School Taxes | 4,301,629.50 |
| Municipal Clerk | | 1985 Payments in Lieu of Taxes | | Regional & Consolidated School Tax | |
| Financial Administration | 220,352.55 | Delinquent Tax & Lien Collections | 780,513.72 | School Taxes in Municipal Budget | |
| Assessment of Taxes | 85,570.00 | Business Personalty Replacement Taxes | 50,810.80 | County Taxes | .55 2,136,304.27 |
| Collection of Taxes | 100,390.49 | Taxes from Public Utilities | 1,509,669.00 | County Library Taxes | .03 119,528.96 |
| Planning, Housing & Development | 56,250.97 | Other Miscellaneous Tax Revenues | | Local Municipal Purpose Taxes | .56 2,189,135.00 |
| Human Resources | 237,794.00 | State Aid Revenues | 897,983.58 | Veteran & Senior Citizen Taxes | 196,200.00 |
| Elections | | Federal Aid Revenues | | Total Taxes for Rate Computation | 2.24 8,942,797.73 |
| General Administration (other) | 728,257.73 | State and Local Fiscal Assistance Act Utilized | 322,950.12 | Special District Taxes | |
| JUDICIARY | | Sale of Acquired Property | 847,823.37 | Bank Corp. Taxes | 13,192.45 |
| Municipal Courts | 140,319.98 | Other Miscellaneous Revenues | 12,048,733.12 | Added and Omitted Taxes | 72,164.47 |
| PUBLIC SAFETY | | Total | 12,048,733.12 | Total Taxes Levied - ABSTRACT | 8,831,954.65 |
| Fire Protection | 83,370.00 | Prior Years Surplus Appropriated | 947,000.00 | Total Taxes Billed | 8,819,966.32 |
| Police Protection | 1,448,433.13 | REVENUES | 12,995,733.12 | 1985 TAXES COLLECTED | 7,638,982.53 |
| Civil Defense & Disaster Control | 2,540.00 | Reserve For Uncollected Taxes | 1,210,740.92 | 1985 Taxes Cancelled, Abated or Adjusted | 5,449.51 |
| Environmental Inspection & Control | 128,684.00 | CAPITAL OUTLAY | 872,173.10 | Transfer to Tax Title Liens or Foreclosed | 313,277.11 |
| Other Public Safety | | Public Enterprises | 268,601.91 | Balance Outstanding Dec. 31, 1985 | 862,257.17 |
| PUBLIC WORKS | | Recreation—Culture | 603,571.19 | PRIOR YEARS TAXES OUTSTANDING | |
| Streets and Drainage | 327,960.00 | Public Works | | Balance January 1, 1985 | 777,904.89 |
| Sewers and Sewage Processing | | Buildings and Grounds | | Collected in 1985 | 645,178.03 |
| Garbage and Trash Disposal | 285,170.64 | Library and Education | | Cancelled, Abated or Adjusted 1985 | 25,503.87 |
| Public Buildings and Grounds | 829,733.34 | Conservation | | Transfers to Tax Title Liens or Foreclosed | 83,142.98 |
| Other Public Works | | All Other | | Balance December 31, 1985 | 24,080.01 |
| HEALTH and WELFARE | | CAPITAL DEBT AUTHORIZED, DECEMBER 31, 1985 | | TAX TITLE LIENS OUTSTANDING | |
| Health Services Except Environmental | | ISSUED AND UNISSUED | | Balance January 1, 1985 | 1,330,396.89 |
| Welfare-Public Assistance | 93,645.15 | SCHOOL | 2,614,000 | Transfer From Taxes | 405,039.74 |
| Hospitals, Clinics, First Aid | | Self-liquidating | 10,314,663 | Redeemed in 1985 | 135,335.69 |
| Animal, Insect, & Rodent Control | 51,303.00 | Other | 2,355,500 | Cancelled, Abated or Adjusted (1985) | 10,150.37 |
| Other Welfare Services | | Total | 15,284,163 | Transfers to Foreclosed Property | |
| RECREATION and CONSERVATION | | ISSUED AND OUTSTANDING | | Balance December 31, 1985 | 1,589,950.57 |
| Beaches and Boardwalks | | SCHOOL | 2,614,000.00 | PROPERTY ACQUIRED BY DEED OR | |
| Parks, Playgrounds, Shade Trees | 43,000.00 | Self-liquidating | 10,314,638.35 | FORECLOSURE | |
| Land Reclamation & Conservation | 150.00 | Other | 2,355,500.00 | Balance January 1, 1985 | 755,552.90 |
| Other Recreational Services | 78,515.00 | Total | 15,284,138.35 | Transfers From Taxes or Liens | |
| EDUCATION (excluding schools) | | EQUALIZED VALUATION BASIS | | Sale for Cash (1985) | |
| Libraries | 70,000.00 | FOR NET DEBT COMPUTATION | 358,207,049 | Cancelled, Abated or Adjusted (1985) | |
| Other Educational Services | | REAL PROPERTY VALUATIONS | | Balance December 31, 1985 | 755,552.90 |
| STATUTORY EXPENDITURES | | Code Class # of Parcels % VAL'N | | CURRENT FINANCES DECEMBER 31, 1985 | |
| Pensions & F. I. C. A. | 369,175.00 | 1 Vacant Land 5173 7.11 | 19,629,525.00 | ASSETS | |
| Employee Fringe Benefits | 304,493.03 | 2 Residential 7111 82.12 | 226,678,350.00 | Cash Dec. 31, 1985 | 2,247,960.72 |
| Other Statutory Expenditures | | 3 Farm 518 2.76 | 7,622,150.00 | Taxes Receivable | 886,337.18 |
| CETA And Other Public Employment Programs | | 4a Commercial 147 4.66 | 12,853,100.00 | Tax Title Liens | 1,589,950.57 |
| MUNICIPAL FUNCTIONS | | 4b Industrial 10 1.15 | 3,170,700.00 | Foreclosed Property | 755,552.90 |
| CAPITAL IMPROVEMENTS | *MEMO* | 4c Apartments 42 2.21 | 6,086,700.00 | Emergencies & Other Deferred Charges | 43,405.23 |
| DEBT SERVICE | | Total 13001 | 276,040,525.00 | State and Federal Aid Receivable | 18,529.56 |
| Principal Payments | 90,000.00 | Land Area 64.67 Sq. Miles | | Other Receivables | 107,475.03 |
| Interest Payments | 205,044.97 | Net Valuation Taxable-Municipal | 280,288,297 | Total | 5,649,211.19 |
| DEFERRED CHARGES | | Net Valuation Taxable-County | 356,885,627 | LIABILITIES, RESERVES, AND SURPLUS | |
| SCHOOL, COUNTY, SPECIAL DISTRICT TAXES | 6,557,462.73 | State Equalized Valuation | 388,919,630 | Cash Liabilities | 960,184.05 |
| RESERVE FOR UNCOLLECTED TAXES | 1,210,740.92 | State Equalization Ratio | 71.76 | Reserves for Receivables | 3,278,344.62 |
| EXPENDITURES | TOTAL 13,748,356.63 | | | Surplus Dec. 31, 1985 | 1,410,682.52 |

1108
 Population 1980 **2,109**
 Population 1985 **2,232**
 S & P Rating
 Moody Rating **A**

General Tax Rate Per \$100.
2.48
 State Equalized Tax Rate
2.01

PENNINGTON BOROUGH – MERCER CO.
Form of Government:
Borough Council
Number of Members on Governing Body – 6

PER CAPITA:
 Gross Debt **476.81**
 Net Debt **384.02**
 Debt Service **38.26**
 Total Tax Levy **878.75**
 Municipal Expenditures **360.04**

PER CENT:
 Gross Debt **1.29**
 Net Debt **1.04**
 Tax Levy Collected **97.30**
 Tax Levy Cancelled, Abated or Adjusted **.01**

| EXPENDITURES | | REVENUES-REALIZED | | 1985 PROPERTY TAX | |
|---|---------------------|--|----------------------|---|---------------------|
| GENERAL GOVERNMENT | | | | STATE EQUALIZED TAX RATE → | |
| Governing Body & Public Boards | | 1985 Property Taxes Collected | 1,901,944.61 | Local District School Taxes | |
| Municipal Clerk | | 1985 Payments in Lieu of Taxes | | Regional & Consolidated School Tax | 1.06 |
| Financial Administration | 8,000.00 | Delinquent Tax & Lien Collections | 54,060.73 | School Taxes in Municipal Budget | |
| Assessment of Taxes | 5,559.25 | Business Personalty Replacement Taxes | 22,639.08 | County Taxes | .67 |
| Collection of Taxes | 6,840.00 | Taxes from Public Utilities | 136,355.00 | County Library Taxes | |
| Planning, Housing & Development | 22,457.50 | Other Miscellaneous Tax Revenues | | Local Municipal Purpose Taxes | .27 |
| Human Resources | 1,123.18 | State Aid Revenues | 20,289.90 | Veteran & Senior Citizen Taxes | |
| Elections | 638.77 | Federal Aid Revenues | | Total Taxes for Rate Computation | 2.00 |
| General Administration (other) | 69,915.54 | State and Local Fiscal Assistance Act Utilized | 8,716.29 | Special District Taxes | |
| JUDICIARY | | Sale of Acquired Property | | Bank Corp. Taxes | 10,279.39 |
| Municipal Courts | 10,460.00 | Other Miscellaneous Revenues | 347,980.25 | Added and Omitted Taxes | 57,273.44 |
| PUBLIC SAFETY | | Total | 2,491,985.86 | Total Taxes Levied - ABSTRACT | 1,961,366.73 |
| Fire Protection | 10,000.00 | Prior Years Surplus Appropriated | 125,000.00 | Total Taxes Billed | 1,954,699.13 |
| Police Protection | 80,648.47 | REVENUES | 2,616,985.86 | 1985 TAXES COLLECTED | 1,901,944.61 |
| Civil Defense & Disaster Control | 5.00 | Reserve For Uncollected Taxes | 122,231.09 | 1985 Taxes Cancelled, Abated or Adjusted | 237.46 |
| Environmental Inspection & Control | 32,297.85 | CAPITAL OUTLAY | 295,327.70 | Transfer to Tax Title Liens or Foreclosed | 956.04 |
| Other Public Safety | | Total | 227,643.70 | Balance Outstanding Dec. 31, 1985 | 51,561.02 |
| PUBLIC WORKS | | Public Enterprises | 6,412.95 | PRIOR YEARS TAXES OUTSTANDING | |
| Streets and Drainage | 128,011.62 | Recreation—Culture | | Balance January 1, 1985 | 54,060.73 |
| Sewers and Sewage Processing | 102,062.50 | Public Works | 61,271.05 | Collected in 1985 | 54,060.73 |
| Garbage and Trash Disposal | 20,800.00 | Buildings and Grounds | | Cancelled, Abated or Adjusted 1985 | |
| Public Buildings and Grounds | | Library and Education | | Transfers to Tax Title Liens or Foreclosed | |
| Other Public Works | | Conservation | | Balance December 31, 1985 | |
| HEALTH and WELFARE | | All Other | | TAX TITLE LIENS OUTSTANDING | |
| Health Services Except Environmental | 7,666.38 | CAPITAL DEBT AUTHORIZED, DECEMBER 31, 1985 | | Balance January 1, 1985 | 4,202.73 |
| Welfare-Public Assistance | 2,230.00 | ISSUED AND UNISSUED | | Transfer From Taxes | 585.28 |
| Hospitals, Clinics, First Aid | | School | 40,519 | Redeemed in 1985 | |
| Animal, Insect, & Rodent Control | | Self-Liquidating | 436,170 | Cancelled, Abated or Adjusted (1985) | |
| Other Welfare Services | | Other | 587,539 | Transfers to Foreclosed Property | |
| RECREATION and CONSERVATION | | Total | 1,064,228 | Balance December 31, 1985 | 4,788.01 |
| Beaches and Boardwalks | | ISSUED AND OUTSTANDING | | PROPERTY ACQUIRED BY DEED OR FORECLOSURE | |
| Parks, Playgrounds, Shade Trees | 6,241.81 | School | 40,519.29 | Balance January 1, 1985 | 3,689.74 |
| Land Reclamation & Conservation | | Self-Liquidating | 370,000.00 | Transfers From Taxes or Liens | 370.76 |
| Other Recreational Services | 1,015.30 | Other | 275,000.00 | Sale for Cash (1985) | |
| EDUCATION (excluding schools) | | Total | 685,519.29 | Cancelled, Abated or Adjusted (1985) | |
| Libraries | 28,899.00 | EQUALIZED VALUATION BASIS | | Balance December 31, 1985 | 4,060.50 |
| Other Educational Services | | FOR NET DEBT COMPUTATION | 82,604,690 | CURRENT FINANCES DECEMBER 31, 1985 | |
| STATUTORY EXPENDITURES | | REAL PROPERTY VALUATIONS | | ASSETS | |
| Pensions & F. I. C. A. | 36,719.46 | Code Class # of Parcels % VAL'N | | Cash Dec. 31, 1985 | 711,514.56 |
| Employee Fringe Benefits | 9,087.47 | 1 Vacant Land 85 2.60 | 1,934,900.00 | Taxes Receivable | 51,561.02 |
| Other Statutory Expenditures | 2,000.00 | 2 Residential 635 84.83 | 63,117,375.00 | Tax Title Liens | 4,788.01 |
| CETA And Other Public Employment Programs | | 3 Farm 7 .03 | 19,675.00 | Foreclosed Property | 4,060.50 |
| MUNICIPAL FUNCTIONS | | 4a Commercial 48 12.01 | 8,932,850.00 | Emergencies & Other Deferred Charges | 14,278.01 |
| CAPITAL IMPROVEMENTS | *MEMO* | 4b Industrial 4 .54 | 404,000.00 | State and Federal Aid Receivable | 1,209.41 |
| DEBT SERVICE | | 4c Apartments | | Other Receivables | 11,416.73 |
| Principal Payments | 70,000.00 | Total | 74,408,800.00 | Total | 798,828.24 |
| Interest Payments | 15,400.00 | Land Area .99 Sq. Miles | | LIABILITIES, RESERVES, AND SURPLUS | |
| DEFERRED CHARGES | | Net Valuation Taxable-Municipal | 76,509,100 | Cash Liabilities | 285,407.97 |
| SCHOOL, COUNTY, SPECIAL DISTRICT TAXES | 1,641,756.74 | Net Valuation Taxable-County | 85,204,402 | Reserves for Receivables | 70,330.20 |
| RESERVE FOR UNCOLLECTED TAXES | 122,231.09 | State Equalized Valuation | 94,122,395 | Surplus Dec. 31, 1985 | 443,090.07 |
| EXPENDITURES | | State Equalization Ratio | 80.86 | Total | 798,828.24 |
| TOTAL | 2,445,366.93 | | | | |

| | | | |
|------------------------|--------|----------------------------|-------|
| PER CAPITA: | | PER CENT: | |
| Gross Debt | 40.52 | Gross Debt | 46 |
| Net Debt | | Net Debt | |
| Debt Service | | Tax Levy Collected | 83.48 |
| Total Tax Levy | 329.68 | Tax Levy Cancelled, Abated | |
| Municipal Expenditures | 321.83 | or Adjusted | 1.21 |

| EXPENDITURES | | REVENUES-REALIZED | | 1985 PROPERTY TAX | |
|---|--------------|--|---------------|--|--------------|
| GENERAL GOVERNMENT | | | | STATE EQUALIZED TAX RATE | |
| Governing Body & Public Boards | | 1985 Property Taxes Collected | 1,465,057.46 | Local District School Taxes | |
| Municipal Clerk | | 1985 Payments in Lieu of Taxes | 32,111.76 | Regional & Consolidated School Tax | 1.67 |
| Financial Administration | 21,400.00 | Delinquent Tax & Lien Collections | 315,218.50 | School Taxes in Municipal Budget | |
| Assessment of Taxes | 7,938.83 | Business Personality Replacement Taxes | 64,363.60 | County Taxes | .81 |
| Collection of Taxes | 26,600.00 | Taxes from Public Utilities | 261,370.00 | County Library Taxes | |
| Planning, Housing & Development | 24,566.35 | Other Miscellaneous Tax Revenues | | Local Municipal Purpose Taxes | 1.04 |
| Human Resources | | State Aid Revenues | 172,100.14 | Veteran & Senior Citizen Taxes | |
| Elections | | Federal Aid Revenues | | Total Taxes for Rate Computation | 3.52 |
| General Administration (other) | 163,787.79 | State and Local Fiscal Assistance Act Utilized | 70,137.69 | Special District Taxes | |
| JUDICIARY | | Sale of Acquired Property | 23,195.00 | Bank Corp. Taxes | 9,613.61 |
| Municipal Courts | 25,000.00 | Other Miscellaneous Revenues | 192,827.04 | Added and Omitted Taxes | 6,884.47 |
| PUBLIC SAFETY | | Total | 2,596,381.19 | Total Taxes Levied - ABSTRACT | 1,761,820.14 |
| Fire Protection | 32,575.00 | Prior Years Surplus Appropriated | 262,157.64 | Total Taxes Billed | 1,755,047.97 |
| Police Protection | 522,233.14 | REVENUES | 2,858,538.83 | 1985 TAXES COLLECTED | 1,465,057.46 |
| Civil Defense & Disaster Control | | Reserve For Uncollected Taxes | 332,500.00 | 1985 Taxes Cancelled, Abated or Adjusted | 21,152.28 |
| Environmental Inspection & Control | 36,414.41 | CAPITAL OUTLAY | 45,704.46 | Transfer to Tax Title Liens or Foreclosed | 32,909.30 |
| Other Public Safety | | TOTAL | | Balance Outstanding Dec. 31, 1985 | 235,928.93 |
| PUBLIC WORKS | | | | PRIOR YEARS TAXES OUTSTANDING | |
| Streets and Drainage | 162,595.45 | Public Enterprises | | Balance January 1, 1985 | 226,462.51 |
| Sewers and Sewage Processing | | Recreation—Culture | | Collected in 1985 | 209,255.25 |
| Garbage and Trash Disposal | 120,000.00 | Public Works | 30,565.85 | Cancelled, Abated or Adjusted 1985 | 14,334.75 |
| Public Buildings and Grounds | 30,345.63 | Buildings and Grounds | 15,138.61 | Transfers to Tax Title Liens or Foreclosed | 2,872.51 |
| Other Public Works | | Library and Education | | Balance December 31, 1985 | |
| HEALTH and WELFARE | | Conservation | | TAX TITLE LIENS OUTSTANDING | |
| Health Services Except Environmental | 6,250.00 | All Other | | Balance January 1, 1985 | 230,258.62 |
| Welfare-Public Assistance | 8,140.00 | CAPITAL DEBT AUTHORIZED, DECEMBER 31, 1985 | | Transfer From Taxes | 37,251.55 |
| Hospitals, Clinics, First Aid | 1,000.00 | ISSUED AND UNISSUED | | Redeemed in 1985 | 105,963.25 |
| Animal, Insect, & Rodent Control | 3,000.00 | School | 216,542 | Cancelled, Abated or Adjusted (1985) | |
| Other Welfare Services | | Self-liquidating | | Transfers to Foreclosed Property | |
| RECREATION and CONSERVATION | | Other | | Balance December 31, 1985 | 161,546.92 |
| Beaches and Boardwalks | | Total | 216,542 | PROPERTY ACQUIRED BY DEED OR FORECLOSURE | |
| Parks, Playgrounds, Shade Trees | 19.95 | ISSUED AND OUTSTANDING | | Balance January 1, 1985 | 160,800.00 |
| Land Reclamation & Conservation | | School | 216,542.02 | Transfers From Taxes or Liens | |
| Other Recreational Services | 12,500.00 | Self-liquidating | | Sale for Cash (1985) | 23,195.00 |
| EDUCATION (excluding schools) | | Other | | Cancelled, Abated or Adjusted (1985) | |
| Libraries | 8,000.00 | Total | 216,542.02 | Balance December 31, 1985 | 137,605.00 |
| Other Educational Services | | EQUALIZED VALUATION BASIS | | CURRENT FINANCES DECEMBER 31, 1985 | |
| STATUTORY EXPENDITURES | | FOR NET DEBT COMPUTATION | 46,897,435 | ASSETS | |
| Pensions & F. I. C. A. | 76,500.00 | REAL PROPERTY VALUATIONS | | Cash Dec. 31, 1985 | 735,918.43 |
| Employee Fringe Benefits | | Code Class # of Parcels % VAL'N | | Taxes Receivable | 235,928.93 |
| Other Statutory Expenditures | 5,000.00 | 1 Vacant Land 280 1.53 | 564,600.00 | Tax Title Liens | 161,546.92 |
| CETA And Other Public Employment Programs | | 2 Residential 1263 71.18 | 26,190,750.00 | Foreclosed Property | 137,605.00 |
| MUNICIPAL FUNCTIONS | 1,293,866.55 | 3 Farm 2 | 1,200.00 | Emergencies & Other Deferred Charges | 47,567.14 |
| CAPITAL IMPROVEMENTS | *MEMO* | 4a Commercial 122 18.79 | 6,912,000.00 | State and Federal Aid Receivable | 6,866.04 |
| DEBT SERVICE | | 4b Industrial | | Other Receivables | 121,059.57 |
| Principal Payments | | 4c Apartments 13 8.50 | 3,125,700.00 | Total | 1,446,492.03 |
| Interest Payments | | Total 1680 | 36,794,250.00 | LIABILITIES, RESERVES, AND SURPLUS | |
| DEFERRED CHARGES | 93,500.00 | Land Area .90 Sq. Miles | | Cash Liabilities | 254,885.88 |
| SCHOOL, COUNTY, SPECIAL DISTRICT TAXES | 1,228,322.06 | Net Valuation Taxable-Municipal | 38,761,940 | Reserves for Receivables | 656,140.42 |
| RESERVE FOR UNCOLLECTED TAXES | 332,500.00 | Net Valuation Taxable-County | 51,179,302 | Surplus Dec. 31, 1985 | 535,465.73 |
| EXPENDITURES | 2,948,188.61 | State Equalized Valuation | 48,995,219 | Total | 1,446,492.03 |
| | | State Equalization Ratio | 78.24 | | |

0427
Population 1980 33,775
Population 1985 34,255
S & P Rating A+
Moody Rating AAA

General Tax Rate Per \$100. 4.70
State Equalized Tax Rate 3.07

PENNSAUKEN TOWNSHIP - CAMDEN CO.
Form of Government:
Township Council
Number of Members on Governing Body - 5

PER CAPITA:
Gross Debt 801.74
Net Debt 586.01
Debt Service 85.80
Total Tax Levy 791.06
Municipal Expenditures 430.31
PER CENT:
Gross Debt 3.41
Net Debt 2.49
Tax Levy Collected 95.95
Tax Levy Cancelled, Abated or Adjusted .52

| EXPENDITURES | | REVENUES-REALIZED | | 1985 PROPERTY TAX | |
|--|---------------|---|---------------|--|------|
| GENERAL GOVERNMENT | | | | STATE EQUALIZED TAX RATE | |
| Governing Body & Public Boards | 64,038.00 | 1985 Property Taxes Collected | 25,976,755.05 | Local District School Taxes | 1.47 |
| Municipal Clerk | 191,609.00 | 1985 Payments in Lieu of Taxes | 812,264.64 | Regional & Consolidated School Tax | |
| Financial Administration | 118,057.00 | Delinquent Tax & Lien Collections | 1,142,005.60 | School Taxes in Municipal Budget | |
| Assessment of Taxes | 127,909.00 | Business Personalty Replacement Taxes | 4,003,780.24 | County Taxes | 1.20 |
| Collection of Taxes | 151,485.00 | Taxes from Public Utilities | 774,107.33 | County Library Taxes | |
| Planning, Housing & Development | 231,381.00 | Other Miscellaneous Tax Revenues | 19,912.00 | Local Municipal Purpose Taxes | .39 |
| Human Resources | 1,198,520.00 | State Aid Revenues | 401,214.65 | Veteran & Senior Citizen Taxes | |
| Elections | | Federal Aid Revenues | 49,092.15 | Total Taxes for Rate Computation | 3.06 |
| General Administration (other) | | State and Local Fiscal Assistance Act Utilized | 4,117,560.45 | Special District Taxes | |
| JUDICIARY | 192,085.00 | Sale of Acquired Property | 775,000.00 | Bank Corp. Taxes | |
| Municipal Courts | | Other Miscellaneous Revenues | 37,296,692.11 | Added and Omitted Taxes | |
| PUBLIC SAFETY | | Total | 38,071,692.11 | Total Taxes Levied - ABSTRACT | |
| Fire Protection | 685,917.00 | Prior Years Surplus Appropriated | 1,080,986.54 | Total Taxes Billed | |
| Police Protection | 3,609,776.10 | REVENUES | 2,792,820.30 | 1985 TAXES COLLECTED | |
| Civil Defense & Disaster Control | 3,360.00 | Reserve For Uncollected Taxes | | 1985 Taxes Cancelled, Abated or Adjusted | |
| Environmental Inspection & Control | 260,719.00 | | | Transfer to Tax Title Liens or Foreclosed | |
| Other Public Safety | | | | Balance Outstanding Dec. 31, 1985 | |
| PUBLIC WORKS | | | | | |
| Streets and Drainage | 738,037.25 | CAPITAL OUTLAY | | PRIOR YEARS TAXES OUTSTANDING | |
| Sewers and Sewage Processing | | Public Enterprises | 891,178.84 | Balance January 1, 1985 | |
| Garbage and Trash Disposal | 437,000.00 | Recreation—Culture | 390,200.78 | Collected in 1985 | |
| Public Buildings and Grounds | 325,910.00 | Public Works | 743,824.93 | Cancelled, Abated or Adjusted 1985 | |
| Other Public Works | 425,683.00 | Buildings and Grounds | 767,553.75 | Transfers to Tax Title Liens or Foreclosed | |
| HEALTH and WELFARE | | Library and Education | | Balance December 31, 1985 | |
| Health Services Except Environmental | 27,778.00 | Conservation | 62.00 | TAX TITLE LIENS OUTSTANDING | |
| Welfare-Public Assistance | 34,098.00 | All Other | | Balance January 1, 1985 | |
| Hospitals, Clinics, First Aid | | CAPITAL DEBT AUTHORIZED, DECEMBER 31, 1985 | | Transfer From Taxes | |
| Animal, Insect, & Rodent Control | | ISSUED AND UNISSUED | | Redeemed in 1985 | |
| Other Welfare Services | | School | 2,529,000 | Cancelled, Abated or Adjusted (1985) | |
| RECREATION and CONSERVATION | | Self-Liquidating | 2,747,458 | Transfers to Foreclosed Property | |
| Beaches and Boardwalks | | Other | 22,187,000 | Balance December 31, 1985 | |
| Parks, Playgrounds, Shade Trees | 300,806.00 | Total | 27,463,458 | PROPERTY ACQUIRED BY DEED OR | |
| Land Reclamation & Conservation | 1,525.00 | ISSUED AND OUTSTANDING | | FORECLOSURE | |
| Other Recreational Services | 61,411.00 | School | 2,529,000.00 | Balance January 1, 1985 | |
| EDUCATION (excluding schools) | | Self-Liquidating | 824,958.60 | Transfers From Taxes or Liens | |
| Libraries | 254,000.00 | Other | 22,187,000.00 | Sale for Cash (1985) | |
| Other Educational Services | 27,742.00 | Total | 25,540,958.60 | Cancelled, Abated or Adjusted (1985) | |
| STATUTORY EXPENDITURES | | EQUALIZED VALUATION BASIS | | Balance December 31, 1985 | |
| Pensions & F. I. C. A. | 765,747.38 | FOR NET DEBT COMPUTATION | | CURRENT FINANCES DECEMBER 31, 1985 | |
| Employee Fringe Benefits | 469,760.00 | REAL PROPERTY VALUATIONS | | ASSETS | |
| Other Statutory Expenditures | 5,556.35 | Code Class # of Parcels % VAL'N | | Cash Dec. 31, 1985 | |
| CETA and Other Public Employment Programs | | 1 Vacant Land 794 2.60 | | Taxes Receivable | |
| MUNICIPAL FUNCTIONS | | 2 Residential 10471 51.79 | | Tax Title Liens | |
| CAPITAL IMPROVEMENTS | | 3 Farm 734 35.21 | | Foreclosed Property | |
| DEBT SERVICE | | 4a Commercial 38 9.05 | | Emergencies & Other Deferred Charges | |
| Principal Payments | 1,384,000.00 | 4b Industrial 27 1.35 | | State and Federal Aid Receivable | |
| Interest Payments | 1,555,200.33 | 4c Apartments 12064 | | Other Receivables | |
| DEFERRED CHARGES | | Total | | Total | |
| SCHOOL, COUNTY, SPECIAL DISTRICT TAXES | 10,104.04 | Land Area 10.56 Sq. Miles | | LIABILITIES, RESERVES, AND SURPLUS | |
| RESERVE FOR UNCOLLECTED TAXES | 23,595,755.86 | Net Valuation Taxable-Municipal | | Cash Liabilities | |
| EXPENDITURES | 1,080,986.54 | Net Valuation Taxable-County | | Reserves for Receivables | |
| TOTAL | 38,335,956.85 | State Equalized Valuation | | Surplus Dec. 31, 1985 | |
| | | State Equalization Ratio | | Total | |

| | |
|-----------------------------|------|
| General Tax Rate Per \$100. | 4.60 |
| State Equalized Tax Rate | 2.39 |

PENNSVILLE TOWNSHIP – SALEM COUNTY

Form of Government:

Township Council

Number of Members on Governing Body – 5

PER CAPITA:

| | |
|------------------------|--------|
| Gross Debt | 34.49 |
| Net Debt | 34.49 |
| Debt Service | 7.30 |
| Total Tax Levy | 620.15 |
| Municipal Expenditures | 557.33 |

PER CENT:

| | |
|---|-------|
| Gross Debt | .14 |
| Net Debt | .14 |
| Tax Levy Collected | 93.06 |
| Tax Levy Cancelled, Abated or Adjusted | .06 |

| EXPENDITURES | | REVENUES-REALIZED | | 1985 PROPERTY TAX | |
|---|---------------|--|---------------|--|--------------|
| GENERAL GOVERNMENT | | | | STATE EQUALIZED TAX RATE | |
| Governing Body & Public Boards | 59,760.00 | 1985 Property Taxes Collected | 7,885,985.51 | Local District School Taxes | 1.46 |
| Municipal Clerk | 27,212.96 | 1985 Payments in Lieu of Taxes | | Regional & Consolidated School Tax | |
| Financial Administration | 63,800.00 | Delinquent Tax & Lien Collections | 508,559.28 | School Taxes in Municipal Budget | |
| Assessment of Taxes | 30,100.00 | Business Personalty Replacement Taxes | 1,951,242.80 | County Taxes | .92 |
| Collection of Taxes | 62,618.00 | Taxes from Public Utilities | 3,558,251.00 | County Library Taxes | |
| Planning, Housing & Development | 502,156.00 | Other Miscellaneous Tax Revenues | 144,086.32 | Local Municipal Purpose Taxes | |
| Human Resources | 46,899.00 | State Aid Revenues | 309,527.00 | Veteran & Senior Citizen Taxes | 172,300.00 |
| Elections | | Federal Aid Revenues | 61,837.45 | Total Taxes for Rate Computation | 2.38 |
| General Administration (other) | 391,740.00 | State and Local Fiscal Assistance Act Utilized | | Special District Taxes | |
| JUDICIARY | | Sale of Acquired Property | 719,870.65 | Bank Corp. Taxes | 15,836.48 |
| Municipal Courts | 75,705.74 | Other Miscellaneous Revenues | 15,139,360.01 | Added and Omitted Taxes | 26,967.09 |
| PUBLIC SAFETY | | Total | 1,016,600.00 | Total Taxes Levied - ABSTRACT | 8,474,378.86 |
| Fire Protection | 185,892.00 | Prior Years Surplus Appropriated | 16,155,960.01 | Total Taxes Billed | 8,474,180.44 |
| Police Protection | 1,325,094.13 | REVENUES | 755,251.27 | 1985 TAXES COLLECTED | 7,885,985.51 |
| Civil Defense & Disaster Control | 35,465.00 | Reserve For Uncollected Taxes | 158,736.16 | 1985 Taxes Cancelled, Abated or Adjusted | 5,211.80 |
| Environmental Inspection & Control | 55,084.32 | | | Transfer to Tax Title Liens or Foreclosed | 30,368.36 |
| Other Public Safety | | | | Balance Outstanding Dec. 31, 1985 | 552,614.77 |
| PUBLIC WORKS | | CAPITAL OUTLAY | TOTAL | PRIOR YEARS TAXES OUTSTANDING | |
| Streets and Drainage | 1,554,612.49 | Public Enterprises | | Balance January 1, 1985 | 488,600.31 |
| Sewers and Sewage Processing | 28,000.00 | Recreation—Culture | | Collected in 1985 | 472,023.55 |
| Garbage and Trash Disposal | 483,390.43 | Public Works | 64,245.06 | Cancelled, Abated or Adjusted 1985 | 1,750.00 |
| Public Buildings and Grounds | 155,300.00 | Buildings and Grounds | 94,491.10 | Transfers to Tax Title Liens or Foreclosed | 10,975.56 |
| Other Public Works | | Library and Education | | Balance December 31, 1985 | 3,851.20 |
| HEALTH and WELFARE | | Conservation | | TAX TITLE LIENS OUTSTANDING | |
| Health Services Except Environmental | 83,178.05 | All Other | | Balance January 1, 1985 | 53,265.72 |
| Welfare-Public Assistance | 10,695.00 | | | Transfer From Taxes | 41,344.02 |
| Hospitals, Clinics, First Aid | | CAPITAL DEBT AUTHORIZED, DECEMBER 31, 1985 | | Redeemed in 1985 | 36,535.73 |
| Animal, Insect, & Rodent Control | 14,074.00 | ISSUED AND UNISSUED | GROSS DEBT | Cancelled, Abated or Adjusted (1985) | |
| Other Welfare Services | | School | | Transfers to Foreclosed Property | |
| RECREATION and CONSERVATION | | Self-liquidating | 225,000 | Balance December 31, 1985 | 58,074.01 |
| Beaches and Boardwalks | 18,564.00 | Other | 246,358 | PROPERTY ACQUIRED BY DEED OR | |
| Parks, Playgrounds, Shade Trees | | Total | 471,358 | FORECLOSURE | |
| Land Reclamation & Conservation | 15,000.00 | | | Balance January 1, 1985 | 102,074.00 |
| Other Recreational Services | 325,694.80 | ISSUED AND OUTSTANDING | | Transfers From Taxes or Liens | |
| EDUCATION (excluding schools) | | School | | Sale for Cash (1985) | |
| Libraries | 87,650.00 | Self-liquidating | 90,000.00 | Cancelled, Abated or Adjusted (1985) | |
| Other Educational Services | | Other | 213,716.08 | Balance December 31, 1985 | 102,074.00 |
| STATUTORY EXPENDITURES | | Total | 303,716.08 | CURRENT FINANCES DECEMBER 31, 1985 | |
| Pensions & F. I. C. A. | 394,930.00 | EQUALIZED VALUATION BASIS | | ASSETS | |
| Employee Fringe Benefits | 358,700.00 | FOR NET DEBT COMPUTATION | 345,389,653 | Cash Dec. 31, 1985 | 2,566,252.03 |
| Other Statutory Expenditures | 25,000.00 | REAL PROPERTY VALUATIONS | | Taxes Receivable | 556,465.97 |
| CETA And Other Public Employment Programs | | Code | Class | # of Parcels | % VAL'N |
| MUNICIPAL FUNCTIONS | | 1 | Vacant Land | 1659 | 2.11 |
| TOTAL | 6,416,315.92 | 2 | Residential | 4223 | 48.91 |
| CAPITAL IMPROVEMENTS | *MEMO* | 3 | Farm | 189 | 1.05 |
| DEBT SERVICE | | 4a | Commercial | 190 | 7.63 |
| Principal Payments | 77,600.00 | 4b | Industrial | 5 | 37.86 |
| Interest Payments | 22,216.20 | 4c | Apartments | 7 | 2.44 |
| | | Total | | 6273 | |
| DEFERRED CHARGES | 344,585.13 | Land Area | 23.10 | Sq. Miles | |
| SCHOOL, COUNTY, SPECIAL DISTRICT TAXES | 8,431,575.29 | Net Valuation Taxable-Municipal | 183,635,073 | | |
| RESERVE FOR UNCOLLECTED TAXES | 755,251.27 | Net Valuation Taxable-County | 419,093,383 | | |
| EXPENDITURES | TOTAL | State Equalized Valuation | 351,839,613 | | |
| | 16,047,543.81 | State Equalization Ratio | 51.88 | | |
| | | | | LIABILITIES, RESERVES, AND SURPLUS | |
| | | | | Cash Liabilities | 1,252,628.40 |
| | | | | Reserves for Receivables | 779,311.12 |
| | | | | Surplus Dec. 31, 1985 | 1,342,369.21 |
| | | | | Total | 3,374,308.73 |

1431
 Population 1980 **13,776**
 Population 1985 **13,532**
 S & P Rating
 Moody Rating **A1**

General Tax Rate Per \$100. **7.31**
 State Equalized Tax Rate **2.40**

PEQUANNOCK TOWNSHIP – MORRIS CO.
Form of Government:
Council-Manager Plan E (OMCL 50)
Number of Members on Governing Body – 5

PER CAPITA:
 Gross Debt **656.39**
 Net Debt **198.22**
 Debt Service **31.41**
 Total Tax Levy **883.94**
 Municipal Expenditures **339.70**

PER CENT:
 Gross Debt **1.99**
 Net Debt **.60**
 Tax Levy Collected **98.44**
 Tax Levy Cancelled, Abated or Adjusted **.12**

| EXPENDITURES | | REVENUES-REALIZED | | 1985 PROPERTY TAX | |
|--|----------------------|--|-----------------------|---|----------------------|
| GENERAL GOVERNMENT | | | | STATE EQUALIZED TAX RATE | |
| Governing Body & Public Boards | | 1985 Property Taxes Collected | 11,755,527.54 | Local District School Taxes | 1.57 |
| Municipal Clerk | | 1985 Payments in Lieu of Taxes | | Regional & Consolidated School Tax | |
| Financial Administration | 61,490.00 | Delinquent Tax & Lien Collections | 168,923.36 | School Taxes in Municipal Budget | |
| Assessment of Taxes | 29,968.00 | Business Personality Replacement Taxes | 125,830.92 | County Taxes | .36 |
| Collection of Taxes | 38,020.00 | Taxes from Public Utilities | 761,764.00 | County Library Taxes | |
| Planning, Housing & Development | 51,303.00 | Other Miscellaneous Tax Revenues | | Local Municipal Purpose Taxes | .47 |
| Human Resources | 905.00 | State Aid Revenues | 164,406.70 | Veteran & Senior Citizen Taxes | |
| Elections | | Federal Aid Revenues | | Total Taxes for Rate Computation | 2.40 |
| General Administration (other) | 337,781.00 | State and Local Fiscal Assistance Act Utilized | 105,095.00 | Special District Taxes | |
| JUDICIARY | | Sale of Acquired Property | | Bank Corp. Taxes | 23,697.73 |
| Municipal Courts | 38,095.00 | Other Miscellaneous Revenues | 515,765.29 | Added and Omitted Taxes | 72,267.05 |
| PUBLIC SAFETY | | Total | 13,597,312.81 | Total Taxes Levied - ABSTRACT | 11,961,529.41 |
| Fire Protection | 67,160.00 | Prior Years Surplus Appropriated | 686,000.00 | Total Taxes Billed | 11,941,400.68 |
| Police Protection | 913,975.80 | REVENUES TOTAL | 14,283,312.81 | 1985 TAXES COLLECTED | 11,755,527.54 |
| Civil Defense & Disaster Control | 28,350.00 | Reserve For Uncollected Taxes | 498,557.00 | 1985 Taxes Cancelled, Abated or Adjusted | 14,559.14 |
| Environmental Inspection & Control | 29,668.00 | CAPITAL OUTLAY TOTAL | 513,562.52 | Transfer to Tax Title Liens or Foreclosed | 3,257.78 |
| Other Public Safety | | | | Balance Outstanding Dec. 31, 1985 | 168,056.22 |
| PUBLIC WORKS | | | | PRIOR YEARS TAXES OUTSTANDING | |
| Streets and Drainage | 375,920.00 | Public Enterprises | 287,419.76 | Balance January 1, 1985 | 173,503.30 |
| Sewers and Sewage Processing | 249,717.00 | Recreation—Culture | | Collected in 1985 | 168,923.36 |
| Garbage and Trash Disposal | | Public Works | 147,480.12 | Cancelled, Abated or Adjusted 1985 | |
| Public Buildings and Grounds | 169,960.00 | Buildings and Grounds | 78,662.64 | Transfers to Tax Title Liens or Foreclosed | 2,162.21 |
| Other Public Works | | Library and Education | | Balance December 31, 1985 | 2,417.73 |
| HEALTH and WELFARE | | Conservation | | TAX TITLE LIENS OUTSTANDING | |
| Health Services Except Environmental | 236,564.00 | All Other | | Balance January 1, 1985 | 1,609.70 |
| Welfare-Public Assistance | 2,725.00 | CAPITAL DEBT AUTHORIZED, DECEMBER 31, 1985 | | Transfer From Taxes | 5,707.57 |
| Hospitals, Clinics, First Aid | | ISSUED AND UNISSUED | | Redeemed in 1985 | |
| Animal, Insect, & Rodent Control | 5,000.00 | School | 582,000 | Cancelled, Abated or Adjusted (1985) | |
| Other Welfare Services | | Self-liquidating | 5,618,000 | Transfers to Foreclosed Property | |
| RECREATION and CONSERVATION | | Other | 2,682,260 | Balance December 31, 1985 | 7,317.27 |
| Beaches and Boardwalks | | Total | 8,882,260 | PROPERTY ACQUIRED BY DEED OR FORECLOSURE | |
| Parks, Playgrounds, Shade Trees | 244,408.00 | ISSUED AND OUTSTANDING | | Balance January 1, 1985 | 491,550.00 |
| Land Reclamation & Conservation | 200.00 | School | 582,000.00 | Transfers From Taxes or Liens | |
| Other Recreational Services | 121,815.00 | Self-Liquidating | 5,618,000.00 | Sale for Cash (1985) | |
| EDUCATION (excluding schools) | | Other | 1,943,500.00 | Cancelled, Abated or Adjusted (1985) | |
| Libraries | 260,000.00 | Total | 8,143,500.00 | Balance December 31, 1985 | 491,550.00 |
| Other Educational Services | | EQUALIZED VALUATION BASIS | | CURRENT FINANCES DECEMBER 31, 1985 | |
| STATUTORY EXPENDITURES | | FOR NET DEBT COMPUTATION | 446,395,391 | ASSETS | |
| Pensions & F. I. C. A. | 255,349.20 | REAL PROPERTY VALUATIONS | | Cash Dec. 31, 1985 | 1,588,911.24 |
| Employee Fringe Benefits | 79,700.00 | Code Class # of Parcels % VAL'N | | Taxes Receivable | 170,473.95 |
| Other Statutory Expenditures | | 1 Vacant Land 264 3.06 | 4,956,250.00 | Tax Title Liens | 7,317.27 |
| CETA And Other Public Employment Programs | | 2 Residential 3967 81.44 | 131,703,000.00 | Foreclosed Property | 491,550.00 |
| MUNICIPAL FUNCTIONS | 3,598,074.00 | 3 Farm 28 .22 | 347,800.00 | Emergencies & Other Deferred Charges | 211,327.25 |
| CAPITAL IMPROVEMENTS | *MEMO* | 4a Commercial 168 13.75 | 22,242,550.00 | State and Federal Aid Receivable | 10,708.68 |
| DEBT SERVICE | | 4b Industrial 9 1.53 | 2,477,200.00 | Other Receivables | 35,553.37 |
| Principal Payments | 275,000.00 | 4c Apartments | | Total | 2,515,841.76 |
| Interest Payments | 150,022.47 | Total | 161,726,800.00 | LIABILITIES, RESERVES, AND SURPLUS | |
| DEFERRED CHARGES | 75,190.84 | Land Area 6.95 Sq. Miles | | Cash Liabilities | 832,612.30 |
| SCHOOL, COUNTY, SPECIAL DISTRICT TAXES | 9,523,574.79 | Net Valuation Taxable-Municipal | 162,368,449 | Reserves for Receivables | 683,527.95 |
| RESERVE FOR UNCOLLECTED TAXES | 498,557.00 | Net Valuation Taxable-County | 486,126,587 | Surplus Dec. 31, 1985 | 999,701.51 |
| EXPENDITURES | | State Equalized Valuation | 493,711,286 | Total | 2,515,841.76 |
| TOTAL | 14,120,419.10 | State Equalization Ratio | 32.80 | | |

1216
 Population 1980 38,951
 Population 1985 37,881
 S & P Rating
 Moody Rating BAA
 General Tax Rate Per \$100. 6.51
 State Equalized Tax Rate 2.60

PERTH AMBOY CITY – MIDDLESEX COUNTY
Form of Government:
Mayor–Council Plan B (OMCL 50)
Number of Members on Governing Body – 5

PER CAPITA:
 Gross Debt 666.13
 Net Debt 210.07
 Debt Service 33.01
 Total Tax Levy 562.67
 Municipal Expenditures 464.94
 PER CENT:
 Gross Debt 3.78
 Net Debt 1.19
 Tax Levy Collected 96.69
 Tax Levy Cancelled, Abated or Adjusted .07

| EXPENDITURES | | REVENUES-REALIZED | | 1985 PROPERTY TAX | |
|---|---------------|--|--|--|---------------|
| GENERAL GOVERNMENT | | | | STATE EQUALIZED TAX RATE → .99 | |
| Governing Body & Public Boards | 173,850.00 | 1985 Property Taxes Collected | | Local District School Taxes | 8,128,328.25 |
| Municipal Clerk | 152,073.00 | 1985 Payments in Lieu of Taxes | | Regional & Consolidated School Tax | |
| Financial Administration | 402,729.00 | Delinquent Tax & Lien Collections | | School Taxes in Municipal Budget | 204,578.50 |
| Assessment of Taxes | 171,126.00 | Business Personalty Replacement Taxes | | County Taxes | 4,965,954.90 |
| Collection of Taxes | | Taxes from Public Utilities | | County Library Taxes | |
| Planning, Housing & Development | 23,202.00 | Other Miscellaneous Tax Revenues | | Local Municipal Purpose Taxes | 7,958,450.50 |
| Human Resources | 1,058,202.00 | State Aid Revenues | | Veteran & Senior Citizen Taxes | 345,150.00 |
| Elections | 14,800.00 | Federal Aid Revenues | | Total Taxes for Rate Computation | 21,602,462.15 |
| General Administration (other) | 1,785,393.99 | State and Local Fiscal Assistance Act Utilized | | Special District Taxes | |
| JUDICIARY | | Sale of Acquired Property | | Bank Corp. Taxes | 30,524.66 |
| Municipal Courts | 242,755.00 | Other Miscellaneous Revenues | | Added and Omitted Taxes | 26,558.84 |
| PUBLIC SAFETY | | Total | | Total Taxes Levied - ABSTRACT | 21,314,395.65 |
| Fire Protection | 1,539,922.00 | Prior Years Surplus Appropriated | | Total Taxes Billed | 21,304,976.82 |
| Police Protection | 3,348,476.75 | REVENUES TOTAL | | 1985 TAXES COLLECTED | 20,598,767.41 |
| Civil Defense & Disaster Control | 21,000.00 | Reserve For Uncollected Taxes | | 1985 Taxes Cancelled, Abated or Adjusted | 14,061.60 |
| Environmental Inspection & Control | 641,824.00 | CAPITAL OUTLAY TOTAL | | Transfer to Tax Title Liens or Foreclosed | 68,875.26 |
| Other Public Safety | | | | Balance Outstanding Dec. 31, 1985 | 623,272.55 |
| PUBLIC WORKS | | | | PRIOR YEARS TAXES OUTSTANDING | |
| Streets and Drainage | 1,137,090.00 | Public Enterprises | | Balance January 1, 1985 | 730,560.08 |
| Sewers and Sewage Processing | 974,258.00 | Recreation—Culture | | Collected in 1985 | 605,680.14 |
| Garbage and Trash Disposal | 46,500.00 | Public Works | | Cancelled, Abated or Adjusted 1985 | 21,443.70 |
| Public Buildings and Grounds | 726,934.00 | Buildings and Grounds | | Transfers to Tax Title Liens or Foreclosed | 49,161.35 |
| Other Public Works | | Library and Education | | Balance December 31, 1985 | 54,274.89 |
| HEALTH and WELFARE | | Conservation | | TAX TITLE LIENS OUTSTANDING | |
| Health Services Except Environmental | 176,568.00 | All Other | | Balance January 1, 1985 | 222,756.02 |
| Welfare-Public Assistance | 200,000.00 | CAPITAL DEBT AUTHORIZED, DECEMBER 31, 1985 | | Transfer From Taxes | 118,036.61 |
| Hospitals, Clinics, First Aid | | ISSUED AND UNISSUED GROSS DEBT NET DEBT | | Redeemed in 1985 | 52,778.69 |
| Animal, Insect, & Rodent Control | 47,532.00 | School 3,812,000 | | Cancelled, Abated or Adjusted (1985) | |
| Other Welfare Services | 180,845.00 | Self-liquidating 16,841,204 | | Transfers to Foreclosed Property | |
| RECREATION and CONSERVATION | | Other 4,580,293 | | Balance December 31, 1985 | 288,013.94 |
| Beaches and Boardwalks | | Total 25,233,497 | | PROPERTY ACQUIRED BY DEED OR | |
| Parks, Playgrounds, Shade Trees | 253,037.00 | ISSUED AND OUTSTANDING | | FORECLOSURE | |
| Land Reclamation & Conservation | | School 3,812,000.00 | | Balance January 1, 1985 | 359,800.00 |
| Other Recreational Services | 164,641.00 | Self-Liquidating 5,316,000.00 | | Transfers From Taxes or Liens | |
| EDUCATION (excluding schools) | | Other 3,086,000.00 | | Sale for Cash (1985) | |
| Libraries | 273,277.00 | Total 12,214,000.00 | | Cancelled, Abated or Adjusted (1985) | |
| Other Educational Services | | EQUALIZED VALUATION BASIS FOR NET DEBT COMPUTATION | | Balance December 31, 1985 | 359,800.00 |
| STATUTORY EXPENDITURES | | REAL PROPERTY VALUATIONS | | CURRENT FINANCES DECEMBER 31, 1985 | |
| Pensions & F. I. C. A. | 1,575,581.00 | Code Class # of Parcels % VAL'N ASSESSED VALUATION | | ASSETS | |
| Employee Fringe Benefits | | 1 Vacant Land 314 .85 2,749,300.00 | | Cash Dec. 31, 1985 | 4,092,899.23 |
| Other Statutory Expenditures | 30,000.00 | 2 Residential 6750 40.95 132,295,200.00 | | Taxes Receivable | 677,547.44 |
| CETA And Other Public Employment Programs | | 3 Farm 42,766,000.00 | | Tax Title Liens | 288,013.94 |
| MUNICIPAL FUNCTIONS TOTAL | 15,361,616.74 | 4a Commercial 913 13.24 128,798,500.00 | | Foreclosed Property | 359,800.00 |
| CAPITAL IMPROVEMENTS *MEMO* | 25,000.00 | 4b Industrial 206 39.86 16,491,100.00 | | Emergencies & Other Deferred Charges | 335,260.14 |
| DEBT SERVICE | | 4c Apartments 124 5.10 323,100,100.00 | | State and Federal Aid Receivable | 88,693.16 |
| Principal Payments | 810,000.00 | Total 8307 | | Other Receivables | 648,101.40 |
| Interest Payments | 440,440.25 | Land Area 4.55 Sq. Miles | | Total | 6,490,315.31 |
| TYPE I SCHL DEBT *MEMO | 788,278.50 | Net Valuation Taxable-Municipal | | LIABILITIES, RESERVES, AND SURPLUS | |
| DEFERRED CHARGES | 107,790.20 | Net Valuation Taxable-County | | Cash Liabilities | 3,198,388.26 |
| SCHOOL, COUNTY, SPECIAL DISTRICT TAXES | 13,298,861.65 | State Equalized Valuation | | Reserves for Receivables | 1,608,758.39 |
| RESERVE FOR UNCOLLECTED TAXES | 892,657.42 | State Equalization Ratio 39.87 | | Surplus Dec. 31, 1985 | 1,683,168.66 |
| EXPENDITURES TOTAL | 30,911,366.26 | | | Total | 6,490,315.31 |

1985/3000

* ABOVE DEBT SERVICE INCLUDES TYPE I SCHOOL DEBT

2119
Population 1980 16,647
Population 1985 16,073
S & P Rating
Moody Rating

General Tax Rate Per \$100. 3.52
State Equalized Tax Rate 2.79

PHILLIPSBURG TOWN - WARREN COUNTY
Form of Government:
Council-Manager Plan B (OMCL 50)
Number of Members on Governing Body - 5

PER CAPITA:
Gross Debt 230.88
Net Debt 115.85
Debt Service 29.15
Total Tax Levy 466.62
Municipal Expenditures 371.66
PER CENT:
Gross Debt 1.50
Net Debt .75
Tax Levy Collected 94.91
Tax Levy Cancelled, Abated or Adjusted .09

| EXPENDITURES | | REVENUES-REALIZED | | 1985 PROPERTY TAX | |
|---|---------------|--|--|--|--------------|
| GENERAL GOVERNMENT | | | | STATE EQUALIZED TAX RATE → | |
| Governing Body & Public Boards | 39,800.00 | 1985 Property Taxes Collected | | Local District School Taxes 1.26 | 3,375,044.00 |
| Municipal Clerk | 51,310.00 | 1985 Payments in Lieu of Taxes | | Regional & Consolidated School Tax | |
| Financial Administration | 20,000.00 | Delinquent Tax & Lien Collections | | School Taxes in Municipal Budget | |
| Assessment of Taxes | 34,533.00 | Business Personalty Replacement Taxes | | County Taxes .69 | 1,840,627.97 |
| Collection of Taxes | 96,308.00 | Taxes from Public Utilities | | County Library Taxes | |
| Planning, Housing & Development | | Other Miscellaneous Tax Revenues | | Local Municipal Purpose Taxes .84 | 2,252,101.99 |
| Human Resources | 206,219.00 | State Aid Revenues | | Veteran & Senior Citizen Taxes | 250,800.00 |
| Elections | 8,100.00 | Federal Aid Revenues | | Total Taxes for Rate Computation 2.79 | 7,718,573.96 |
| General Administration (other) | 738,786.00 | State and Local Fiscal Assistance Act Utilized | | Special District Taxes | |
| JUDICIARY | | Sale of Acquired Property | | Bank Corp. Taxes | 29,369.25 |
| Municipal Courts | 48,106.00 | Other Miscellaneous Revenues | | Added and Omitted Taxes | 2,881.90 |
| PUBLIC SAFETY | | Total | | Total Taxes Levied - ABSTRACT | 7,500,025.11 |
| Fire Protection | 121,280.00 | Prior Years Surplus Appropriated | | Total Taxes Billed | 7,487,832.43 |
| Police Protection | 1,008,547.46 | REVENUES TOTAL | | 1985 TAXES COLLECTED | 7,106,572.88 |
| Civil Defense & Disaster Control | 1,800.00 | Reserve For Uncollected Taxes | | 1985 Taxes Cancelled, Abated or Adjusted | 6,905.90 |
| Environmental Inspection & Control | 62,306.00 | CAPITAL OUTLAY TOTAL | | Transfer to Tax Title Liens or Foreclosed | 36,835.70 |
| Other Public Safety | | | | Balance Outstanding Dec. 31, 1985 | 337,517.95 |
| PUBLIC WORKS | | Public Enterprises | | PRIOR YEARS TAXES OUTSTANDING | |
| Streets and Drainage | 222,729.00 | Recreation—Culture | | Balance January 1, 1985 | 434,197.31 |
| Sewers and Sewage Processing | 568,399.00 | Public Works | | Collected in 1985 | 418,995.28 |
| Garbage and Trash Disposal | 148,775.53 | Buildings and Grounds | | Cancelled, Abated or Adjusted 1985 | 5,519.36 |
| Public Buildings and Grounds | 24,053.79 | Library and Education | | Transfers to Tax Title Liens or Foreclosed | 4,573.73 |
| Other Public Works | 520,570.00 | Conservation | | Balance December 31, 1985 | 5,108.94 |
| HEALTH and WELFARE | | All Other | | TAX TITLE LIENS OUTSTANDING | |
| Health Services Except Environmental | | CAPITAL DEBT AUTHORIZED, DECEMBER 31, 1985 | | Balance January 1, 1985 | 165,134.21 |
| Welfare-Public Assistance | 23,722.00 | ISSUED AND UNISSUED | | Transfer From Taxes | 41,977.26 |
| Hospitals, Clinics, First Aid | | GROSS DEBT | | Redeemed in 1985 | 71,046.82 |
| Animal, Insect, & Rodent Control | 2,000.00 | NET DEBT | | Cancelled, Abated or Adjusted (1985) | |
| Other Welfare Services | | School | | Transfers to Foreclosed Property | |
| RECREATION and CONSERVATION | | Self-Liquidating | | Balance December 31, 1985 | 136,064.65 |
| Beaches and Boardwalks | | Other | | PROPERTY ACQUIRED BY DEED OR | |
| Parks, Playgrounds, Shade Trees | 60,060.00 | Total | | FORECLOSURE | |
| Land Reclamation & Conservation | 13,000.00 | ISSUED AND OUTSTANDING | | Balance January 1, 1985 | 331,894.67 |
| Other Recreational Services | 48,372.00 | School | | Transfers From Taxes or Liens | |
| EDUCATION (excluding schools) | | Self-Liquidating | | Sale for Cash (1985) | 161,149.67 |
| Libraries | 257,852.00 | Other | | Cancelled, Abated or Adjusted (1985) | |
| Other Educational Services | | Total | | Balance December 31, 1985 | 170,745.00 |
| STATUTORY EXPENDITURES | | EQUALIZED VALUATION BASIS | | CURRENT FINANCES DECEMBER 31, 1985 | |
| Pensions & F. I. C. A. | 379,000.00 | FOR NET DEBT COMPUTATION | | ASSETS | |
| Employee Fringe Benefits | 179,300.00 | REAL PROPERTY VALUATIONS | | Cash Dec. 31, 1985 | 3,469,615.85 |
| Other Statutory Expenditures | 25,000.00 | Code Class # of Parcels % VAL'N | | Taxes Receivable | 342,626.89 |
| CETA and Other Public Employment Programs | | 1 Vacant Land 324 1.39 | | Tax Title Liens | 136,064.65 |
| MUNICIPAL FUNCTIONS TOTAL | 4,909,928.78 | 2 Residential 4379 63.62 | | Foreclosed Property | 170,745.00 |
| CAPITAL IMPROVEMENTS *MEMO* | 48,225.37 | 3 Farm 3 .02 | | Emergencies & Other Deferred Charges | 218,274.36 |
| DEBT SERVICE | | 4a Commercial 348 13.62 | | State and Federal Aid Receivable | 150,039.68 |
| Principal Payments | 365,000.00 | 4b Industrial 38 17.77 | | Other Receivables | 50,824.98 |
| Interest Payments | 103,555.58 | 4c Apartments 19 3.59 | | Total | 4,538,191.41 |
| DEFERRED CHARGES | 1,968.71 | Total 5111 | | LIABILITIES, RESERVES, AND SURPLUS | |
| SCHOOL, COUNTY, SPECIAL DISTRICT TAXES | 5,215,671.97 | Land Area 2.90 Sq. Miles | | Cash Liabilities | 2,761,707.40 |
| RESERVE FOR UNCOLLECTED TAXES | 593,177.59 | Net Valuation Taxable-Municipal | | Reserves for Receivables | 700,261.52 |
| EXPENDITURES TOTAL | 11,189,302.63 | Net Valuation Taxable-County | | Surplus Dec. 31, 1985 | 1,076,222.49 |
| | | State Equalized Valuation | | Total | 4,538,191.41 |
| | | State Equalization Ratio | | | |

1709
 Population 1980 **2,810**
 Population 1985 **2,847**
 S & P Rating
 Moody Rating

General Tax Rate Per \$100. **4.04**
 State Equalized Tax Rate **2.09**

PILES GROVE TOWNSHIP – SALEM COUNTY
Form of Government:
Township Committee
Number of Members on Governing Body – 3

PER CAPITA:
 Gross Debt **709.77**
 Net Debt **12.29**
 Debt Service **19.41**
 Total Tax Levy **636.88**
 Municipal Expenditures **378.30**

PER CENT:
 Gross Debt **2.50**
 Net Debt **.04**
 Tax Levy Collected **93.98**
 Tax Levy Cancelled, Abated or Adjusted **.30**

| EXPENDITURES | | REVENUES-REALIZED | | 1985 PROPERTY TAX | |
|---|---------------------|--|----------------------|--|---------------------|
| GENERAL GOVERNMENT | | | | STATE EQUALIZED TAX RATE \rightarrow | |
| Governing Body & Public Boards | | 1985 Property Taxes Collected | 1,700,950.50 | Local District School Taxes | |
| Municipal Clerk | | 1985 Payments in Lieu of Taxes | | Regional & Consolidated School Tax 1.32 | 1,139,400.59 |
| Financial Administration | 11,100.00 | Delinquent Tax & Lien Collections | 146,595.15 | School Taxes in Municipal Budget | |
| Assessment of Taxes | 51,738.62 | Business Personality Replacement Taxes | 45,057.56 | County Taxes | .77 |
| Collection of Taxes | 7,500.00 | Taxes from Public Utilities | 418,734.00 | County Library Taxes | |
| Planning, Housing & Development | 17,762.75 | Other Miscellaneous Tax Revenues | | Local Municipal Purpose Taxes | |
| Human Resources | 2,200.00 | State Aid Revenues | 63,504.07 | Veteran & Senior Citizen Taxes | 26,900.00 |
| Elections | | Federal Aid Revenues | | Total Taxes for Rate Computation 2.09 | 1,825,604.37 |
| General Administration (other) | 57,755.00 | State and Local Fiscal Assistance Act Utilized | 12,094.25 | Special District Taxes | |
| JUDICIARY | | Sale of Acquired Property | | Bank Corp. Taxes | 3,305.87 |
| Municipal Courts | 24,500.00 | Other Miscellaneous Revenues | 365,517.38 | Added and Omitted Taxes | 11,186.44 |
| PUBLIC SAFETY | | Total | 2,752,452.91 | Total Taxes Levied - ABSTRACT | 1,813,196.68 |
| Fire Protection | 58,500.00 | Prior Years Surplus Appropriated | 434,515.08 | Total Taxes Billed | 1,809,890.81 |
| Police Protection | 5,500.00 | REVENUES TOTAL | 3,186,967.99 | 1985 TAXES COLLECTED | 1,700,950.50 |
| Civil Defense & Disaster Control | 1,000.00 | Reserve For Uncollected Taxes | 188,000.00 | 1985 Taxes Cancelled, Abated or Adjusted | 5,368.67 |
| Environmental Inspection & Control | 21,227.56 | | | Transfer to Tax Title Liens or Foreclosed | 2,504.80 |
| Other Public Safety | | | | Balance Outstanding Dec. 31, 1985 | 101,066.84 |
| PUBLIC WORKS | | CAPITAL OUTLAY TOTAL | | PRIOR YEARS TAXES OUTSTANDING | |
| Streets and Drainage | 292,970.47 | Public Enterprises | | Balance January 1, 1985 | 153,395.68 |
| Sewers and Sewage Processing | | Recreation—Culture | | Collected in 1985 | 146,595.15 |
| Garbage and Trash Disposal | 42,470.57 | Public Works | | Cancelled, Abated or Adjusted 1985 | |
| Public Buildings and Grounds | 10,500.00 | Buildings and Grounds | | Transfers to Tax Title Liens or Foreclosed | |
| Other Public Works | | Library and Education | | Balance December 31, 1985 | 6,800.53 |
| HEALTH and WELFARE | | Conservation | | TAX TITLE LIENS OUTSTANDING | |
| Health Services Except Environmental | 3,300.00 | All Other | | Balance January 1, 1985 | 10,507.18 |
| Welfare-Public Assistance | 7,050.00 | | | Transfer From Taxes | 2,504.80 |
| Hospitals, Clinics, First Aid | | CAPITAL DEBT AUTHORIZED, DECEMBER 31, 1985 | | Redeemed in 1985 | |
| Animal, Insect, & Rodent Control | 4,000.00 | ISSUED AND UNISSUED GROSS DEBT | | Cancelled, Abated or Adjusted (1985) | |
| Other Welfare Services | | School | 1,985,719 | Transfers to Foreclosed Property | |
| RECREATION and CONSERVATION | | Self-liquidating | | Balance December 31, 1985 | 13,011.98 |
| Beaches and Boardwalks | | Other | 35,000 | PROPERTY ACQUIRED BY DEED OR | |
| Parks, Playgrounds, Shade Trees | 3,500.00 | Total | 2,020,719 | FORECLOSURE | |
| Land Reclamation & Conservation | | | | Balance January 1, 1985 | 1,400.00 |
| Other Recreational Services | 2,000.00 | ISSUED AND OUTSTANDING | | Transfers From Taxes or Liens | |
| EDUCATION (excluding schools) | | School | 1,985,719.45 | Sale for Cash (1985) | |
| Libraries | 3,500.00 | Self-liquidating | | Cancelled, Abated or Adjusted (1985) | |
| Other Educational Services | 175,000.00 | Other | 35,000.00 | Balance December 31, 1985 | 1,400.00 |
| STATUTORY EXPENDITURES | | Total | 2,020,719.45 | CURRENT FINANCES DECEMBER 31, 1985 | |
| Pensions & F. I. C. A. | 18,500.00 | EQUALIZED VALUATION BASIS | | ASSETS | |
| Employee Fringe Benefits | 9,500.00 | FOR NET DEBT COMPUTATION | 80,886,128 | Cash Dec. 31, 1985 | 2,905,265.50 |
| Other Statutory Expenditures | 1,500.00 | REAL PROPERTY VALUATIONS | | Taxes Receivable | 107,867.37 |
| CETA And Other Public Employment Programs | | Code Class # of Parcels % VAL'N | ASSESSED VALUATION | Tax Title Liens | 13,011.98 |
| MUNICIPAL FUNCTIONS TOTAL | 832,574.97 | 1 Vacant Land 199 2.30 | 1,005,400.00 | Foreclosed Property | 1,400.00 |
| CAPITAL IMPROVEMENTS *MEMO* | | 2 Residential 767 60.67 | 26,535,700.00 | Emergencies & Other Deferred Charges | 4,766.54 |
| DEBT SERVICE | | 3 Farm 646 27.15 | 11,876,100.00 | State and Federal Aid Receivable | 1,980.02 |
| Principal Payments | 50,000.00 | 4a Commercial 52 8.10 | 3,543,300.00 | Other Receivables | 104,757.61 |
| Interest Payments | 5,261.50 | 4b Industrial 2 1.61 | 705,700.00 | Total | 3,139,049.02 |
| DEFERRED CHARGES | 1,194.89 | 4c Apartments 2 .17 | 73,500.00 | LIABILITIES, RESERVES, AND SURPLUS | |
| SCHOOL, COUNTY, SPECIAL DISTRICT TAXES | 1,798,704.37 | Total 1668 | 43,739,700.00 | Cash Liabilities | 219,090.14 |
| RESERVE FOR UNCOLLECTED TAXES | 188,000.00 | Land Area 36.10 Sq. Miles | | Reserves for Receivables | 123,422.91 |
| EXPENDITURES TOTAL | 2,875,735.73 | Net Valuation Taxable-Municipal | 44,526,610 | Surplus Dec. 31, 1985 | 2,796,535.97 |
| | | Net Valuation Taxable-County | 84,349,009 | Total | 3,139,049.02 |
| | | State Equalized Valuation | 85,423,174 | | |
| | | State Equalization Ratio | 51.68 | | |

1522
 Population 1980 **1,796**
 Population 1985 **1,773**
 S & P Rating
 Moody Rating

General Tax Rate Per \$100. **2.45**
 State Equalized Tax Rate **2.46**

PINE BEACH BOROUGH – OCEAN COUNTY
Form of Government:
Borough Council
Number of Members on Governing Body – 6

PER CAPITA:
 Gross Debt **1,456.14** Gross Debt **4.82**
 Net Debt **65.01** Net Debt **.22**
 Debt Service Tax Levy Collected **95.79**
 Total Tax Levy **794.90** Tax Levy Cancelled, Abated
 Municipal Expenditures **347.47** or Adjusted

| EXPENDITURES | | REVENUES-REALIZED | | 1985 PROPERTY TAX | |
|---|---------------------|--|----------------------|--|---------------------|
| GENERAL GOVERNMENT | | | | STATE EQUALIZED TAX RATE | |
| Governing Body & Public Boards | | 1985 Property Taxes Collected | 1,348,158.57 | Local District School Taxes | |
| Municipal Clerk | | 1985 Payments in Lieu of Taxes | | Regional & Consolidated School Tax | 1.52 |
| Financial Administration | 7,000.00 | Delinquent Tax & Lien Collections | 91,969.15 | School Taxes in Municipal Budget | |
| Assessment of Taxes | 4,220.04 | Business Personalty Replacement Taxes | 3,011.56 | County Taxes | .43 * |
| Collection of Taxes | 4,119.93 | Taxes from Public Utilities | 119,930.00 | County Library Taxes | .03 |
| Planning, Housing & Development | 2,424.39 | Other Miscellaneous Tax Revenues | | Local Municipal Purpose Taxes | .48 |
| Human Resources | | State Aid Revenues | 15,176.42 | Veteran & Senior Citizen Taxes | |
| Elections | | Federal Aid Revenues | 17,064.00 | Total Taxes for Rate Computation | 2.46 |
| General Administration (other) | 100,085.63 | State and Local Fiscal Assistance Act Utilized | | Special District Taxes | |
| JUDICIARY | | Sale of Acquired Property | 178,500.70 | Bank Corp. Taxes | 1,927.26 |
| Municipal Courts | 7,554.54 | Other Miscellaneous Revenues | 56,920.00 | Added and Omitted Taxes | 12,765.62 |
| PUBLIC SAFETY | | Total | 1,773,810.40 | Total Taxes Levied - ABSTRACT | 1,409,360.29 |
| Fire Protection | 15,000.00 | Prior Years Surplus Appropriated | 56,920.00 | Total Taxes Billed | 1,407,433.13 |
| Police Protection | 156,132.67 | REVENUES TOTAL | 1,830,730.40 | 1985 TAXES COLLECTED | 1,348,158.57 |
| Civil Defense & Disaster Control | 246.49 | Reserve For Uncollected Taxes | 98,711.63 | 1985 Taxes Cancelled, Abated or Adjusted | |
| Environmental Inspection & Control | 3,683.01 | CAPITAL OUTLAY TOTAL | 317,213.49 | Transfer to Tax Title Liens or Foreclosed | |
| Other Public Safety | | Public Enterprises | 215,501.74 | Balance Outstanding Dec. 31, 1985 | 59,274.56 |
| PUBLIC WORKS | | Recreation—Culture | | PRIOR YEARS TAXES OUTSTANDING | |
| Streets and Drainage | 47,868.43 | Public Works | 101,711.75 | Balance January 1, 1985 | 93,682.38 |
| Sewers and Sewage Processing | 58,354.71 | Buildings and Grounds | | Collected in 1985 | 87,639.94 |
| Garbage and Trash Disposal | 23,906.40 | Library and Education | | Cancelled, Abated or Adjusted 1985 | |
| Public Buildings and Grounds | 13,065.63 | Conservation | | Transfers to Tax Title Liens or Foreclosed | |
| Other Public Works | | All Other | | Balance December 31, 1985 | 6,042.44 |
| HEALTH and WELFARE | | CAPITAL DEBT AUTHORIZED, DECEMBER 31, 1985 | | TAX TITLE LIENS OUTSTANDING | |
| Health Services Except Environmental | | ISSUED AND UNISSUED GROSS DEBT NET DEBT | | Balance January 1, 1985 | 5,373.51 |
| Welfare-Public Assistance | 560.00 | School | 434,336 | Transfer From Taxes | |
| Hospitals, Clinics, First Aid | | Self-liquidating | 2,102,000 | Redeemed in 1985 | 4,329.21 |
| Animal, Insect, & Rodent Control | 1,182.15 | Other | 45,405 | Cancelled, Abated or Adjusted (1985) | |
| Other Welfare Services | | Total | 2,581,741 | Transfers to Foreclosed Property | |
| RECREATION and CONSERVATION | | ISSUED AND OUTSTANDING | | Balance December 31, 1985 | 1,044.30 |
| Beaches and Boardwalks | 3,010.62 | School | 434,336.41 | PROPERTY ACQUIRED BY DEED OR | |
| Parks, Playgrounds, Shade Trees | 89.00 | Self-Liquidating | 1,052,000.00 | FORECLOSURE | |
| Land Reclamation & Conservation | | Other | 1,486,336.41 | Balance January 1, 1985 | 12,200.00 |
| Other Recreational Services | 820.00 | Total | 1,486,336.41 | Transfers From Taxes or Liens | |
| EDUCATION (excluding schools) | | EQUALIZED VALUATION BASIS | | Sale for Cash (1985) | |
| Libraries | | FOR NET DEBT COMPUTATION | 53,547,267 | Cancelled, Abated or Adjusted (1985) | |
| Other Educational Services | 24,438.41 | REAL PROPERTY VALUATIONS | | Balance December 31, 1985 | 12,200.00 |
| STATUTORY EXPENDITURES | | Code Class # of Parcels % VAL'N ASSESSED VALUATION | | CURRENT FINANCES DECEMBER 31, 1985 | |
| Pensions & F. I. C. A. | 16,662.38 | 1 Vacant Land 100 2.79 | 1,580,700.00 | ASSETS | |
| Employee Fringe Benefits | 2,000.00 | 2 Residential 755 91.53 | 51,921,800.00 | Cash Dec. 31, 1985 | 821,132.95 |
| Other Statutory Expenditures | | 3 Farm 19 5.69 | 3,225,200.00 | Taxes Receivable | 65,317.00 |
| CETA And Other Public Employment Programs | 492,424.43 | 4a Commercial | | Tax Title Liens | 1,044.30 |
| MUNICIPAL FUNCTIONS TOTAL | 6,500.00 | 4b Industrial | | Foreclosed Property | 12,200.00 |
| CAPITAL IMPROVEMENTS *MEMO* | | 4c Apartments | | Emergencies & Other Deferred Charges | 19,680.00 |
| DEBT SERVICE | | Total | 56,727,700.00 | State and Federal Aid Receivable | |
| Principal Payments | | Land Area .60 Sq. Miles | | Other Receivables | 49,640.91 |
| Interest Payments | | Net Valuation Taxable-Municipal | 56,888,752 | Total | 969,015.16 |
| DEFERRED CHARGES | 24,920.00 | Net Valuation Taxable-County | 54,305,534 | LIABILITIES, RESERVES, AND SURPLUS | |
| SCHOOL, COUNTY, SPECIAL DISTRICT TAXES | 1,123,567.41 | State Equalized Valuation | 56,747,286 | Cash Liabilities | 693,739.29 |
| RESERVE FOR UNCOLLECTED TAXES | 98,711.63 | State Equalization Ratio | 100.25 | Reserves for Receivables | 129,202.21 |
| EXPENDITURES TOTAL | 1,739,623.47 | | | Surplus Dec. 31, 1985 | 146,073.66 |

0428
 Population 1980 **8,684**
 Population 1985 **9,108**
 S & P Rating
 Moody Rating **BAA1**

General Tax Rate Per \$100. **4.36**
 State Equalized Tax Rate **3.32**

PINE HILL BOROUGH - CAMDEN COUNTY
Form of Government:
Borough Council
Number of Members on Governing Body - 6

PER CAPITA:
 Gross Debt **401.02**
 Net Debt **140.21**
 Debt Service **18.14**
 Total Tax Levy **443.35**
 Municipal Expenditures **247.88**

PER CENT:
 Gross Debt **3.23**
 Net Debt **1.13**
 Tax Levy Collected **91.06**
 Tax Levy Cancelled, Abated or Adjusted **.02**

| EXPENDITURES | | REVENUES-REALIZED | | 1985 PROPERTY TAX | |
|---|--------------|--|---------------|--|-------------------|
| GENERAL GOVERNMENT | | | | STATE EQUALIZED TAX RATE | |
| Governing Body & Public Boards | 19,195.00 | 1985 Property Taxes Collected | 3,675,270.72 | Local District School Taxes | .84 1,010,477.50 |
| Municipal Clerk | | 1985 Payments in Lieu of Taxes | 238,109.72 | Regional & Consolidated School Tax | .68 813,779.67 |
| Financial Administration | 19,900.00 | Delinquent Tax & Lien Collections | 181,679.00 | School Taxes in Municipal Budget | |
| Assessment of Taxes | 23,450.00 | Business Personalty Replacement Taxes | 9,757.36 | County Taxes | 1.14 1,361,404.45 |
| Collection of Taxes | 35,260.00 | Taxes from Public Utilities | 506,048.00 | County Library Taxes | .03 32,047.41 |
| Planning, Housing & Development | 10,100.00 | Other Miscellaneous Tax Revenues | | Local Municipal Purpose Taxes | .63 760,000.00 |
| Human Resources | | State Aid Revenues | 112,556.85 | Veteran & Senior Citizen Taxes | |
| Elections | 4,475.00 | Federal Aid Revenues | | Total Taxes for Rate Computation | 3.32 4,052,309.03 |
| General Administration (other) | 264,861.65 | State and Local Fiscal Assistance Act Utilized | 35,617.00 | Special District Taxes | |
| JUDICIARY | | Sale of Acquired Property | | Bank Corp. Taxes | 3,641.47 |
| Municipal Courts | 47,901.29 | Other Miscellaneous Revenues | 182,878.38 | Added and Omitted Taxes | 56,636.25 |
| PUBLIC SAFETY | | Total | 4,941,917.03 | Total Taxes Levied - ABSTRACT | 4,037,986.75 |
| Fire Protection | 68,900.00 | Prior Years Surplus Appropriated | 423,000.00 | Total Taxes Billed | 4,036,221.73 |
| Police Protection | 595,126.33 | REVENUES TOTAL | 5,364,917.03 | 1985 TAXES COLLECTED | 3,675,270.72 |
| Civil Defense & Disaster Control | 50.00 | Reserve For Uncollected Taxes | 325,000.00 | 1985 Taxes Cancelled, Abated or Adjusted | 806.85 |
| Environmental Inspection & Control | | CAPITAL OUTLAY TOTAL | 320,347.79 | Transfer to Tax Title Liens or Foreclosed | 129,905.68 |
| Other Public Safety | | | | Balance Outstanding Dec. 31, 1985 | 230,238.48 |
| PUBLIC WORKS | | | | PRIOR YEARS TAXES OUTSTANDING | |
| Streets and Drainage | 169,114.57 | Public Enterprises | | Balance January 1, 1985 | 170,031.61 |
| Sewers and Sewage Processing | | Recreation—Culture | | Collected in 1985 | 135,240.92 |
| Garbage and Trash Disposal | 227,000.00 | Public Works | 278,457.79 | Cancelled, Abated or Adjusted 1985 | 4.73 |
| Public Buildings and Grounds | 27,449.48 | Buildings and Grounds | 41,890.00 | Transfers to Tax Title Liens or Foreclosed | 32,121.34 |
| Other Public Works | 30,000.00 | Library and Education | | Balance December 31, 1985 | 2,664.62 |
| HEALTH and WELFARE | | Conservation | | TAX TITLE LIENS OUTSTANDING | |
| Health Services Except Environmental | 3,008.02 | All Other | | Balance January 1, 1985 | 188,063.55 |
| Welfare-Public Assistance | 2,423.00 | CAPITAL DEBT AUTHORIZED, DECEMBER 31, 1985 | | Transfer From Taxes | 167,047.42 |
| Hospitals, Clinics, First Aid | | ISSUED AND UNISSUED GROSS DEBT | | Redeemed in 1985 | 46,438.08 |
| Animal, Insect, & Rodent Control | 2,500.00 | School | 2,358,860 | Cancelled, Abated or Adjusted (1985) | |
| Other Welfare Services | | Self-Liquidating | | Transfers to Foreclosed Property | |
| RECREATION and CONSERVATION | | Other | 1,293,606 | Balance December 31, 1985 | 308,672.89 |
| Beaches and Boardwalks | | Total | 3,652,467 | PROPERTY ACQUIRED BY DEED OR FORECLOSURE | |
| Parks, Playgrounds, Shade Trees | 11,000.00 | ISSUED AND OUTSTANDING | | Balance January 1, 1985 | 101,050.00 |
| Land Reclamation & Conservation | | School | 489,860.99 | Transfers From Taxes or Liens | |
| Other Recreational Services | 7,000.00 | Self-Liquidating | | Sale for Cash (1985) | |
| EDUCATION (excluding schools) | | Other | 1,289,000.00 | Cancelled, Abated or Adjusted (1985) | |
| Libraries | | Total | 1,778,860.99 | Balance December 31, 1985 | 101,050.00 |
| Other Educational Services | | EQUALIZED VALUATION BASIS | | CURRENT FINANCES DECEMBER 31, 1985 | |
| STATUTORY EXPENDITURES | | FOR NET DEBT COMPUTATION | 113,247,105 | ASSETS | |
| Pensions & F. I. C. A. | 131,696.65 | REAL PROPERTY VALUATIONS | | Cash Dec. 31, 1985 | 460,567.71 |
| Employee Fringe Benefits | 55,900.00 | Code Class # of Parcels % VAL'N | | Taxes Receivable | 232,903.10 |
| Other Statutory Expenditures | 4,793.84 | 1 Vacant Land 523 5.82 | 5,264,550.00 | Tax Title Liens | 308,672.89 |
| CETA And Other Public Employment Programs | | 2 Residential 2390 79.25 | 71,630,750.00 | Foreclosed Property | 101,050.00 |
| MUNICIPAL FUNCTIONS TOTAL | 1,761,104.83 | 3 Farm 4 .04 | 40,100.00 | Emergencies & Other Deferred Charges | 30,839.41 |
| CAPITAL IMPROVEMENTS *MEMO* | | 4a Commercial 39 3.97 | 3,589,000.00 | State and Federal Aid Receivable | 1,564.27 |
| DEBT SERVICE | | 4b Industrial 4 .52 | 474,200.00 | Other Receivables | 475,903.52 |
| Principal Payments | 60,000.00 | 4c Apartments 6 10.38 | 9,382,000.00 | Total | 1,611,500.90 |
| Interest Payments | 105,229.50 | Total 2966 | 90,380,600.00 | LIABILITIES, RESERVES, AND SURPLUS | |
| DEFERRED CHARGES | 6,398.75 | Land Area 3.97 Sq. Miles | | Cash Liabilities | 193,039.27 |
| SCHOOL, COUNTY, SPECIAL DISTRICT TAXES | 3,217,709.03 | Net Valuation Taxable-Municipal | 91,253,942 | Reserves for Receivables | 1,118,529.51 |
| RESERVE FOR UNCOLLECTED TAXES | 325,000.00 | Net Valuation Taxable-County | 117,768,584 | Surplus Dec. 31, 1985 | 299,932.12 |
| EXPENDITURES TOTAL | 5,475,442.11 | State Equalized Valuation | 119,498,621 | Total | 1,611,500.90 |
| | | State Equalization Ratio | 76.19 | | |

0429

Population 1980

Population 1985

S & P Rating

Moody Rating

23

25

General Tax Rate Per \$100.

2.25

State Equalized Tax Rate

3.62

PINE VALLEY BOROUGH - CAMDEN CO.

Form of Government:

Commission (1911)

Number of Members on Governing Body - 3

PER CAPITA:

Gross Debt

Net Debt

Debt Service

Total Tax Levy

Municipal Expenditures

5,642.11

2,883.56

PER CENT:

Gross Debt

Net Debt

Tax Levy Collected

Tax Levy Cancelled, Abated

or Adjusted

100.00

| EXPENDITURES | | REVENUES-REALIZED | | 1985 PROPERTY TAX | |
|---|------------|--|--|--|--|
| GENERAL GOVERNMENT | | | | STATE EQUALIZED TAX RATE → | |
| Governing Body & Public Boards | | | | Local District School Taxes | |
| Municipal Clerk | | | | Regional & Consolidated School Tax | |
| Financial Administration | 600.00 | 1985 Property Taxes Collected | | School Taxes in Municipal Budget | |
| Assessment of Taxes | 500.00 | 1985 Payments in Lieu of Taxes | | County Taxes | |
| Collection of Taxes | 765.00 | Delinquent Tax & Lien Collections | | County Library Taxes | |
| Planning, Housing & Development | | Business Personalty Replacement Taxes | | Local Municipal Purpose Taxes | |
| Human Resources | | Taxes from Public Utilities | | Veteran & Senior Citizen Taxes | |
| Elections | 1,495.00 | Other Miscellaneous Tax Revenues | | Total Taxes for Rate Computation | |
| General Administration (other) | 5,030.00 | State Aid Revenues | | Special District Taxes | |
| JUDICIARY | | Federal Aid Revenues | | Bank Corp. Taxes | |
| Municipal Courts | 550.00 | State and Local Fiscal Assistance Act Utilized | | Added and Omitted Taxes | |
| PUBLIC SAFETY | | Sale of Acquired Property | | Total Taxes Levied - ABSTRACT | |
| Fire Protection | 300.00 | Other Miscellaneous Revenues | | Total Taxes Billed | |
| Police Protection | 48,525.00 | Prior Years Surplus Appropriated | | 1985 TAXES COLLECTED | |
| Civil Defense & Disaster Control | | REVENUES | | 1985 Taxes Cancelled, Abated or Adjusted | |
| Environmental Inspection & Control | 2,120.00 | Reserve For Uncollected Taxes | | Transfer to Tax Title Liens or Foreclosed | |
| Other Public Safety | | CAPITAL OUTLAY | | Balance Outstanding Dec. 31, 1985 | |
| PUBLIC WORKS | | TOTAL | | PRIOR YEARS TAXES OUTSTANDING | |
| Streets and Drainage | | | | Balance January 1, 1985 | |
| Sewers and Sewage Processing | 3,600.00 | | | Collected in 1985 | |
| Garbage and Trash Disposal | 804.00 | | | Cancelled, Abated or Adjusted 1985 | |
| Public Buildings and Grounds | | | | Transfers to Tax Title Liens or Foreclosed | |
| Other Public Works | | | | Balance December 31, 1985 | |
| HEALTH and WELFARE | | | | TAX TITLE LIENS OUTSTANDING | |
| Health Services Except Environmental | | | | Balance January 1, 1985 | |
| Welfare-Public Assistance | | | | Transfer From Taxes | |
| Hospitals, Clinics, First Aid | | | | Redeemed in 1985 | |
| Animal, Insect, & Rodent Control | | | | Cancelled, Abated or Adjusted (1985) | |
| Other Welfare Services | | | | Transfers to Foreclosed Property | |
| RECREATION and CONSERVATION | | | | Balance December 31, 1985 | |
| Beaches and Boardwalks | | | | PROPERTY ACQUIRED BY DEED OR | |
| Parks, Playgrounds, Shade Trees | | | | FORECLOSURE | |
| Land Reclamation & Conservation | | | | Balance January 1, 1985 | |
| Other Recreational Services | | | | Transfers From Taxes or Liens | |
| EDUCATION (excluding schools) | | | | Sale for Cash (1985) | |
| Libraries | | | | Cancelled, Abated or Adjusted (1985) | |
| Other Educational Services | | | | Balance December 31, 1985 | |
| STATUTORY EXPENDITURES | | | | CURRENT FINANCES DECEMBER 31, 1985 | |
| Pensions & F. I. C. A. | 5,800.00 | | | ASSETS | |
| Employee Fringe Benefits | | | | Cash Dec. 31, 1985 | |
| Other Statutory Expenditures | 400.00 | | | Taxes Receivable | |
| CETA And Other Public Employment Programs | | | | Tax Title Liens | |
| MUNICIPAL FUNCTIONS | 70,489.00 | | | Foreclosed Property | |
| CAPITAL IMPROVEMENTS | *MEMO* | | | Emergencies & Other Deferred Charges | |
| DEBT SERVICE | | | | State and Federal Aid Receivable | |
| Principal Payments | | | | Other Receivables | |
| Interest Payments | | | | Total | |
| DEFERRED CHARGES | 1,600.00 | | | LIABILITIES, RESERVES, AND SURPLUS | |
| SCHOOL, COUNTY, SPECIAL DISTRICT TAXES | 74,652.80 | | | Cash Liabilities | |
| RESERVE FOR UNCOLLECTED TAXES | | | | Reserves for Receivables | |
| EXPENDITURES | 146,741.80 | | | Surplus Dec. 31, 1985 | |
| TOTAL | | | | Total | |

1217
Population 1980 42,223
Population 1985 43,252
S & P Rating AA-
Moody Rating AA

General Tax Rate Per \$100. 4.42
State Equalized Tax Rate 2.39

PISCATAWAY TWP. - MIDDLESEX COUNTY
Form of Government:
Mayor-Council Plan F (OMCL 50)
Number of Members on Governing Body - 7

PER CAPITA:
Gross Debt 680.30
Net Debt 435.46
Debt Service 34.57
Total Tax Levy 872.54
Municipal Expenditures 314.71
PER CENT:
Gross Debt 2.10
Net Debt 1.35
Tax Levy Collected 97.71
Tax Levy Cancelled, Abated or Adjusted .03

| EXPENDITURES | | REVENUES-REALIZED | | 1985 PROPERTY TAX | |
|---|---------------|--|--|--|--------------------|
| GENERAL GOVERNMENT | | 1985 Property Taxes Collected | | STATE EQUALIZED TAX RATE → | |
| Governing Body & Public Boards | 33,310.00 | 1985 Payments in Lieu of Taxes | | Local District School Taxes | 1.47 22,328,691.00 |
| Municipal Clerk | 70,600.00 | Delinquent Tax & Lien Collections | | Regional & Consolidated School Tax | |
| Financial Administration | 224,910.00 | Business Personalty Replacement Taxes | | School Taxes in Municipal Budget | |
| Assessment of Taxes | 334,770.00 | Taxes from Public Utilities | | County Taxes | .58 8,812,519.17 |
| Collection of Taxes | 3,000.00 | Other Miscellaneous Tax Revenues | | County Library Taxes | |
| Planning, Housing & Development | 128,715.00 | State Aid Revenues | | Local Municipal Purpose Taxes | .33 5,063,499.49 |
| Human Resources | 67,247.40 | Federal Aid Revenues | | Veteran & Senior Citizen Taxes | 249,200.00 |
| Elections | 16,100.00 | State and Local Fiscal Assistance Act Utilized | | Total Taxes for Rate Computation | 2.38 36,453,909.66 |
| General Administration (other) | 738,070.00 | Sale of Acquired Property | | Special District Taxes | 875,043.00 |
| JUDICIARY | | Other Miscellaneous Revenues | | Bank Corp. Taxes | 21,548.07 |
| Municipal Courts | 139,930.00 | Total | | Added and Omitted Taxes | 637,751.71 |
| PUBLIC SAFETY | | Prior Years Surplus Appropriated | | Total Taxes Levied - ABSTRACT | 37,739,052.44 |
| Fire Protection | 660.00 | REVENUES | | Total Taxes Billed | 37,762,498.31 |
| Police Protection | 3,258,212.99 | Reserve For Uncollected Taxes | | 1985 TAXES COLLECTED | 36,897,969.95 |
| Civil Defense & Disaster Control | 2,395.00 | CAPITAL OUTLAY TOTAL | | 1985 Taxes Cancelled, Abated or Adjusted | 10,328.93 |
| Environmental Inspection & Control | 269,720.00 | Public Enterprises | | Transfer to Tax Title Liens or Foreclosed | 20,690.14 |
| Other Public Safety | | Recreation—Culture | | Balance Outstanding Dec. 31, 1985 | 833,509.29 |
| PUBLIC WORKS | | Public Works | | PRIOR YEARS TAXES OUTSTANDING | |
| Streets and Drainage | 1,331,680.00 | Buildings and Grounds | | Balance January 1, 1985 | 714,870.85 |
| Sewers and Sewage Processing | 13,000.00 | Library and Education | | Collected in 1985 | 646,243.32 |
| Garbage and Trash Disposal | 246,485.00 | Conservation | | Cancelled, Abated or Adjusted 1985 | 48,508.88 |
| Public Buildings and Grounds | 815,316.00 | All Other | | Transfers to Tax Title Liens or Foreclosed | 904.94 |
| Other Public Works | 136,790.00 | CAPITAL DEBT AUTHORIZED, DECEMBER 31, 1985 | | Balance December 31, 1985 | 19,213.71 |
| HEALTH and WELFARE | | ISSUED AND UNISSUED | | TAX TITLE LIENS OUTSTANDING | |
| Health Services Except Environmental | 224,552.00 | GROSS DEBT | | Balance January 1, 1985 | 123,412.65 |
| Welfare-Public Assistance | 112,640.00 | NET DEBT | | Transfer From Taxes | 21,756.67 |
| Hospitals, Clinics, First Aid | | School | | Redeemed in 1985 | 82,904.32 |
| Animal, Insect, & Rodent Control | | Self-liquidating | | Cancelled, Abated or Adjusted (1985) | 1,286.89 |
| Other Welfare Services | 16,668.00 | Other | | Transfers to Foreclosed Property | 12,048.10 |
| RECREATION and CONSERVATION | | Total | | Balance December 31, 1985 | 48,930.01 |
| Beaches and Boardwalks | 307,080.00 | ISSUED AND OUTSTANDING | | PROPERTY ACQUIRED BY DEED OR | |
| Parks, Playgrounds, Shade Trees | 128,894.00 | School | | FORECLOSURE | |
| Land Reclamation & Conservation | 391,895.00 | Self-Liquidating | | Balance January 1, 1985 | 3,793,050.00 |
| Other Recreational Services | | Other | | Transfers From Taxes or Liens | 12,048.10 |
| EDUCATION (excluding schools) | | Total | | Sale for Cash (1985) | |
| Libraries | 623,310.00 | EQUALIZED VALUATION BASIS | | Cancelled, Abated or Adjusted (1985) | |
| Other Educational Services | 8,010.00 | FOR NET DEBT COMPUTATION | | Balance December 31, 1985 | 3,805,098.10 |
| STATUTORY EXPENDITURES | | REAL PROPERTY VALUATIONS | | CURRENT FINANCES DECEMBER 31, 1985 | |
| Pensions & F. I. C. A. | 897,754.71 | Code Class # of Parcels % VAL'N | | ASSETS | |
| Employee Fringe Benefits | 540,000.00 | 1 Vacant Land 916 3.36 | | Cash Dec. 31, 1985 | 1,849,413.10 |
| Other Statutory Expenditures | | 2 Residential 9113 46.93 | | Taxes Receivable | 852,723.00 |
| CETA And Other Public Employment Programs | | 3 Farm 63 .42 | | Tax Title Liens | 48,930.01 |
| MUNICIPAL FUNCTIONS TOTAL | 11,081,715.10 | 4a Commercial 176 3.85 | | Foreclosed Property | 3,805,098.10 |
| CAPITAL IMPROVEMENTS *MEMO* | 100,000.00 | 4b Industrial 154 40.32 | | Emergencies & Other Deferred Charges | 93,180.00 |
| DEBT SERVICE | | 4c Apartments 20 5.12 | | State and Federal Aid Receivable | |
| Principal Payments | 725,000.00 | Total 10442 | | Other Receivables | 296,667.30 |
| Interest Payments | 770,006.00 | Land Area 18.90 Sq. Miles | | Total | 6,946,011.51 |
| DEFERRED CHARGES | 85,197.71 | Net Valuation Taxable-Municipal | | LIABILITIES, RESERVES, AND SURPLUS | |
| SCHOOL, COUNTY, SPECIAL DISTRICT TAXES | 32,016,253.17 | Net Valuation Taxable-County | | Cash Liabilities | 1,219,119.29 |
| RESERVE FOR UNCOLLECTED TAXES | 950,000.00 | State Equalized Valuation | | Reserves for Receivables | 5,003,418.41 |
| EXPENDITURES TOTAL | 45,628,171.98 | State Equalization Ratio | | Surplus Dec. 31, 1985 | 723,473.81 |
| | | | | Total | 6,946,011.51 |

0815

Population 1980 **9,744**
 Population 1985 **9,491**
 S & P Rating
 Moody Rating

General Tax Rate Per \$100.

2.97
 State Equalized Tax Rate
2.66

PITMAN BOROUGH – GLOUCESTER COUNTY**Form of Government:****Borough Council****Number of Members on Governing Body – 6****PER CAPITA:**

Gross Debt **179.20**
 Net Debt **57.61**
 Debt Service **14.65**
 Total Tax Levy **526.10**
 Municipal Expenditures **275.90**

PER CENT:

Gross Debt **.97**
 Net Debt **.31**
 Tax Levy Collected **95.80**
 Tax Levy Cancelled, Abated or Adjusted **.07**

| EXPENDITURES | | REVENUES-REALIZED | | 1985 PROPERTY TAX | |
|---|---------------------|--|-----------------------|--|---------------------|
| GENERAL GOVERNMENT | | | | STATE EQUALIZED TAX RATE 1.36 | |
| Governing Body & Public Boards | | | | Local District School Taxes | 2,511,117.69 |
| Municipal Clerk | | | | Regional & Consolidated School Tax | |
| Financial Administration | 19,100.00 | 1985 Property Taxes Collected | 4,770,918.95 | School Taxes in Municipal Budget | |
| Assessment of Taxes | 13,500.00 | 1985 Payments in Lieu of Taxes | | County Taxes | 1,212,323.44 |
| Collection of Taxes | 14,487.00 | Delinquent Tax & Lien Collections | 246,977.51 | County Library Taxes | 37,652.58 |
| Planning, Housing & Development | 9,459.13 | Business Personalty Replacement Taxes | 120,456.56 | Local Municipal Purpose Taxes | 1,138,000.00 |
| Human Resources | 12,348.95 | Taxes from Public Utilities | 391,318.00 | Veteran & Senior Citizen Taxes | 100,500.00 |
| Elections | 6,050.00 | Other Miscellaneous Tax Revenues | | Total Taxes for Rate Computation | 4,999,593.71 |
| General Administration (other) | 250,546.00 | State Aid Revenues | 251,555.48 | Special District Taxes | 66,191.29 |
| JUDICIARY | | Federal Aid Revenues | | Bank Corp. Taxes | 13,749.40 |
| Municipal Courts | 23,850.00 | State and Local Fiscal Assistance Act Utilized | 94,386.74 | Added and Omitted Taxes | 14,146.26 |
| PUBLIC SAFETY | | Sale of Acquired Property | 281.87 | Total Taxes Levied - ABSTRACT | 4,993,180.66 |
| Fire Protection | 48,804.00 | Other Miscellaneous Revenues | 392,725.14 | Total Taxes Billed | 4,980,302.08 |
| Police Protection | 532,251.00 | Total | 6,268,620.25 | 1985 TAXES COLLECTED | 4,770,918.95 |
| Civil Defense & Disaster Control | 1,100.00 | Prior Years Surplus Appropriated | 474,405.88 | 1985 Taxes Cancelled, Abated or Adjusted | 3,514.72 |
| Environmental Inspection & Control | 40,771.00 | REVENUES TOTAL | 6,743,026.13 | Transfer to Tax Title Liens or Foreclosed | 12,108.78 |
| Other Public Safety | | Reserve For Uncollected Taxes | 290,238.37 | Balance Outstanding Dec. 31, 1985 | 193,759.63 |
| PUBLIC WORKS | | CAPITAL OUTLAY TOTAL | 46,685.66 | PRIOR YEARS TAXES OUTSTANDING | |
| Streets and Drainage | 256,223.00 | Public Enterprises | 9,884.00 | Balance January 1, 1985 | 232,483.09 |
| Sewers and Sewage Processing | | Recreation—Culture | 960.00 | Collected in 1985 | 222,367.99 |
| Garbage and Trash Disposal | 334,500.00 | Public Works | 31,586.66 | Cancelled, Abated or Adjusted 1985 | 1,112.10 |
| Public Buildings and Grounds | 177,178.04 | Buildings and Grounds | 4,255.00 | Transfers to Tax Title Liens or Foreclosed | 2,868.03 |
| Other Public Works | | Library and Education | | Balance December 31, 1985 | 6,134.97 |
| HEALTH and WELFARE | | Conservation | | TAX TITLE LIENS OUTSTANDING | |
| Health Services Except Environmental | 1,655.00 | All Other | | Balance January 1, 1985 | 38,384.95 |
| Welfare-Public Assistance | 12,456.00 | CAPITAL DEBT AUTHORIZED, DECEMBER 31, 1985 | | Transfer From Taxes | 17,117.66 |
| Hospitals, Clinics, First Aid | | ISSUED AND UNISSUED GROSS DEBT | | Redeemed in 1985 | 24,609.52 |
| Animal, Insect, & Rodent Control | 2,750.00 | School | 1,069,000 | Cancelled, Abated or Adjusted (1985) | |
| Other Welfare Services | | Self-liquidating | 85,000 | Transfers to Foreclosed Property | |
| RECREATION and CONSERVATION | | Other | 546,800 | Balance December 31, 1985 | 30,893.09 |
| Beaches and Boardwalks | | Total | 1,700,800 | PROPERTY ACQUIRED BY DEED OR FORECLOSURE | |
| Parks, Playgrounds, Shade Trees | 50,086.00 | ISSUED AND OUTSTANDING | | Balance January 1, 1985 | 81,115.00 |
| Land Reclamation & Conservation | 2,000.00 | School | 1,609,000.00 | Transfers From Taxes or Liens | |
| Other Recreational Services | 19,749.00 | Self-Liquidating | 85,000.00 | Sale for Cash (1985) | 66,300.00 |
| EDUCATION (excluding schools) | | Other | 546,800.00 | Cancelled, Abated or Adjusted (1985) | |
| Libraries | 89,934.00 | Total | 2,240,800.00 | Balance December 31, 1985 | 14,815.00 |
| Other Educational Services | | EQUALIZED VALUATION BASIS | | CURRENT FINANCES DECEMBER 31, 1985 | |
| STATUTORY EXPENDITURES | | FOR NET DEBT COMPUTATION | 174,928,858 | ASSETS | |
| Pensions & F. I. C. A. | 163,000.05 | REAL PROPERTY VALUATIONS | | Cash Dec. 31, 1985 | 1,221,583.95 |
| Employee Fringe Benefits | 65,800.00 | Code Class # of Parcels % VAL'N | | Taxes Receivable | 199,894.60 |
| Other Statutory Expenditures | 5,000.00 | 1 Vacant Land 117 1.13 | 1,857,000.00 | Tax Title Liens | 30,893.09 |
| CETA And Other Public Employment Programs | | 2 Residential 2775 81.72 | 134,072,000.00 | Foreclosed Property | 14,815.00 |
| MUNICIPAL FUNCTIONS TOTAL | 2,152,598.17 | 3 Farm 6 .08 | 126,100.00 | Emergencies & Other Deferred Charges | 2,829.17 |
| CAPITAL IMPROVEMENTS *MEMO* | 282,700.00 | 4a Commercial 154 8.47 | 13,891,200.00 | State and Federal Aid Receivable | 12,348.95 |
| DEBT SERVICE | | 4b Industrial 2 6.56 | 10,769,500.00 | Other Receivables | 43,651.21 |
| Principal Payments | 85,238.00 | 4c Apartments 6 2.05 | 3,355,700.00 | Total | 1,526,015.97 |
| Interest Payments | 53,847.16 | Total 3060 | 164,071,500.00 | LIABILITIES, RESERVES, AND SURPLUS | |
| DEFERRED CHARGES | 36,599.67 | Land Area 2.26 Sq. Miles | | Cash Liabilities | 446,345.24 |
| SCHOOL, COUNTY, SPECIAL DISTRICT TAXES | 3,827,285.00 | Net Valuation Taxable-Municipal | 164,988,952 | Reserves for Receivables | 289,253.90 |
| RESERVE FOR UNCOLLECTED TAXES | 290,238.37 | Net Valuation Taxable-County | 181,423,620 | Surplus Dec. 31, 1985 | 790,416.83 |
| EXPENDITURES TOTAL | 6,445,806.37 | State Equalized Valuation | 184,401,934 | Total | 1,526,015.97 |
| | | State Equalization Ratio | 89.42 | | |

1710
Population 1980 6,954
Population 1985 7,718
S & P Rating
Moody Rating

General Tax Rate Per \$100. 2.99
State Equalized Tax Rate 2.17

PITTSBURGH TOWNSHIP - SALEM COUNTY
Form of Government:
Township Committee
Number of Members on Governing Body - 5

PER CAPITA:
Gross Debt 345.43
Net Debt 10.75
Debt Service 362.39
Total Tax Levy 183.94
Municipal Expenditures

PER CENT:
Gross Debt 2.30
Net Debt .07
Tax Levy Collected 89.19
Tax Levy Cancelled, Abated or Adjusted

| EXPENDITURES | | REVENUES-REALIZED | | 1985 PROPERTY TAX | |
|---|--------------|--|---------------|--|--------------|
| GENERAL GOVERNMENT | | | | STATE EQUALIZED TAX RATE | |
| Governing Body & Public Boards | | 1985 Property Taxes Collected | 2,492,876.66 | Local District School Taxes 1.35 | 1,613,444.25 |
| Municipal Clerk | | 1985 Payments in Lieu of Taxes | | Regional & Consolidated School Tax | |
| Financial Administration | 31,400.00 | Delinquent Tax & Lien Collections | 303,419.74 | School Taxes in Municipal Budget | |
| Assessment of Taxes | 34,860.00 | Business Personalty Replacement Taxes | 49,139.40 | County Taxes .82 | 978,061.99 |
| Collection of Taxes | 42,790.00 | Taxes from Public Utilities | 425,696.71 | County Library Taxes | |
| Planning, Housing & Development | 20,251.30 | Other Miscellaneous Tax Revenues | | Local Municipal Purpose Taxes | |
| Human Resources | 34,001.00 | State Aid Revenues | 93,978.46 | Veteran & Senior Citizen Taxes | 78,200.00 |
| Elections | 2,225.00 | Federal Aid Revenues | | Total Taxes for Rate Computation 2.17 | 2,669,706.24 |
| General Administration (other) | 167,885.03 | State and Local Fiscal Assistance Act Utilized | 73,392.28 | Special District Taxes | 174,351.36 |
| JUDICIARY | | Sale of Acquired Property | | Bank Corp. Taxes | 2,016.49 |
| Municipal Courts | 47,625.00 | Other Miscellaneous Revenues | 369,051.40 | Added and Omitted Taxes | 29,025.20 |
| PUBLIC SAFETY | | Total | 3,807,554.65 | Total Taxes Levied - ABSTRACT | 2,796,899.29 |
| Fire Protection | 1,380.08 | Prior Years Surplus Appropriated | 530,052.14 | Total Taxes Billed | 2,794,882.80 |
| Police Protection | 5,200.00 | REVENUES TOTAL | 4,337,606.79 | 1985 TAXES COLLECTED | 2,492,876.66 |
| Civil Defense & Disaster Control | 5,050.00 | Reserve For Uncollected Taxes | 365,709.72 | 1985 Taxes Cancelled, Abated or Adjusted | |
| Environmental Inspection & Control | 16,275.00 | | | Transfer to Tax Title Liens or Foreclosed | 3,741.52 |
| Other Public Safety | | CAPITAL OUTLAY TOTAL | 316,701.82 | Balance Outstanding Dec. 31, 1985 | 298,264.22 |
| PUBLIC WORKS | | | | PRIOR YEARS TAXES OUTSTANDING | |
| Streets and Drainage | 242,848.25 | Public Enterprises | | Balance January 1, 1985 | 306,696.28 |
| Sewers and Sewage Processing | | Recreation—Culture | | Collected in 1985 | 298,779.42 |
| Garbage and Trash Disposal | 202,750.00 | Public Works | | Cancelled, Abated or Adjusted 1985 | |
| Public Buildings and Grounds | 26,300.00 | Buildings and Grounds | 316,701.82 | Transfers to Tax Title Liens or Foreclosed | |
| Other Public Works | 13,000.00 | Library and Education | | Balance December 31, 1985 | 7,916.86 |
| HEALTH and WELFARE | | Conservation | | TAX TITLE LIENS OUTSTANDING | |
| Health Services Except Environmental | 1,090.00 | All Other | | Balance January 1, 1985 | 24,287.80 |
| Welfare-Public Assistance | 1,180.00 | | | Transfer From Taxes | 3,741.52 |
| Hospitals, Clinics, First Aid | 4,500.00 | CAPITAL DEBT AUTHORIZED, DECEMBER 31, 1985 | | Redeemed in 1985 | 6,565.33 |
| Animal, Insect, & Rodent Control | 33,590.00 | ISSUED AND UNISSUED | | Cancelled, Abated or Adjusted (1985) | |
| Other Welfare Services | | School | 2,583,000 | Transfers to Foreclosed Property | |
| RECREATION and CONSERVATION | | Self-liquidating | 83,000 | Balance December 31, 1985 | 21,463.99 |
| Beaches and Boardwalks | | Other | 83,000 | PROPERTY ACQUIRED BY DEED OR | |
| Parks, Playgrounds, Shade Trees | | Total | 2,666,000 | FORECLOSURE | |
| Land Reclamation & Conservation | | | | Balance January 1, 1985 | 225.00 |
| Other Recreational Services | 25,500.00 | ISSUED AND OUTSTANDING | | Transfers From Taxes or Liens | |
| EDUCATION (excluding schools) | | School | 2,583,000.00 | Sale for Cash (1985) | |
| Libraries | | Self-Liquidating | | Cancelled, Abated or Adjusted (1985) | |
| Other Educational Services | | Other | | Balance December 31, 1985 | 225.00 |
| STATUTORY EXPENDITURES | | Total | 2,583,000.00 | CURRENT FINANCES DECEMBER 31, 1985 | |
| Pensions & F. I. C. A. | 50,000.00 | EQUALIZED VALUATION BASIS | | ASSETS | |
| Employee Fringe Benefits | 40,000.00 | FOR NET DEBT COMPUTATION | 115,880,506 | Cash Dec. 31, 1985 | 2,409,316.16 |
| Other Statutory Expenditures | 4,250.00 | REAL PROPERTY VALUATIONS | | Taxes Receivable | 306,181.08 |
| CETA And Other Public Employment Programs | | Code Class # of Parcels % VAL'N | | Tax Title Liens | 21,463.99 |
| MUNICIPAL FUNCTIONS TOTAL | 1,053,950.66 | 1 Vacant Land 1168 8.69 | 7,437,800.00 | Foreclosed Property | 225.00 |
| CAPITAL IMPROVEMENTS *MEMO* | 150,000.00 | 2 Residential 1686 69.91 | 59,816,500.00 | Emergencies & Other Deferred Charges | 659.38 |
| DEBT SERVICE | | 3 Farm 853 12.01 | 10,277,000.00 | State and Federal Aid Receivable | 46,177.61 |
| Principal Payments | | 4a Commercial 97 9.39 | 8,033,900.00 | Other Receivables | 35,330.87 |
| Interest Payments | | 4b Industrial | | Total | 2,819,354.09 |
| DEFERRED CHARGES | | 4c Apartments | | LIABILITIES, RESERVES, AND SURPLUS | |
| SCHOOL, COUNTY, SPECIAL DISTRICT TAXES | 2,765,857.60 | Total 3804 | 85,565,200.00 | Cash Liabilities | 1,285,619.25 |
| RESERVE FOR UNCOLLECTED TAXES | 365,709.72 | Land Area 46.50 Sq. Miles | | Reserves for Receivables | 363,200.94 |
| EXPENDITURES TOTAL | 4,185,517.98 | Net Valuation Taxable-Municipal | 86,801,783 | Surplus Dec. 31, 1985 | 1,170,533.90 |
| | | Net Valuation Taxable-County | 124,739,588 | Total | 2,819,354.09 |
| | | State Equalized Valuation | 119,338,998 | | |
| | | State Equalization Ratio | 72.45 | | |

2012
Population 1980 45,555
Population 1985 46,076
S & P Rating A+
Moody Rating A

General Tax Rate Per \$100.

6.11
State Equalized Tax Rate
3.22

PLAINFIELD CITY - UNION COUNTY

Form of Government:

Special Charter (P.L. 1968 c. 159)

Number of Members on Governing Body - 7

PER CAPITA:

Gross Debt 423.20
Net Debt 223.87
Debt Service 44.87
Total Tax Levy 530.29
Municipal Expenditures 515.77

PER CENT:

Gross Debt 2.96
Net Debt 1.57
Tax Levy Collected 92.54
Tax Levy Cancelled, Abated or Adjusted .46

| EXPENDITURES | | REVENUES-REALIZED | | 1985 PROPERTY TAX | |
|---|---------------|--|--|--|--------------------|
| GENERAL GOVERNMENT | | | | STATE EQUALIZED TAX RATE | |
| Governing Body & Public Boards | 110,358.00 | 1985 Property Taxes Collected | | Local District School Taxes | 1.30 9,847,369.50 |
| Municipal Clerk | 123,120.00 | 1985 Payments in Lieu of Taxes | | Regional & Consolidated School Tax | |
| Financial Administration | 231,113.00 | Delinquent Tax & Lien Collections | | School Taxes in Municipal Budget | .04 336,603.00 |
| Assessment of Taxes | 78,673.00 | Business Personalty Replacement Taxes | | County Taxes | .49 3,706,599.52 |
| Collection of Taxes | 73,348.00 | Taxes from Public Utilities | | County Library Taxes | |
| Planning, Housing & Development | 266,911.00 | Other Miscellaneous Tax Revenues | | Local Municipal Purpose Taxes | 1.37 10,379,128.04 |
| Human Resources | 1,674,381.73 | State Aid Revenues | | Veteran & Senior Citizen Taxes | |
| Elections | | Federal Aid Revenues | | Total Taxes for Rate Computation | 3.20 24,481,750.06 |
| General Administration (other) | 3,305,967.00 | State and Local Fiscal Assistance Act Utilized | | Special District Taxes | |
| JUDICIARY | | Sale of Acquired Property | | Bank Corp. Taxes | 70,518.79 |
| Municipal Courts | 285,441.00 | Other Miscellaneous Revenues | | Added and Omitted Taxes | 93,236.02 |
| PUBLIC SAFETY | | Prior Years Surplus Appropriated | | Total Taxes Levied - ABSTRACT | 24,433,454.87 |
| Fire Protection | 3,532,191.00 | REVENUES | | Total Taxes Billed | 24,362,936.08 |
| Police Protection | 3,380,438.00 | Reserve For Uncollected Taxes | | 1985 TAXES COLLECTED | 22,545,399.21 |
| Civil Defense & Disaster Control | 9,400.00 | CAPITAL OUTLAY | | 1985 Taxes Cancelled, Abated or Adjusted | 112,495.12 |
| Environmental Inspection & Control | 215,148.00 | Public Enterprises | | Transfer to Tax Title Liens or Foreclosed | 467,648.04 |
| Other Public Safety | | Recreation—Culture | | Balance Outstanding Dec. 31, 1985 | 1,237,393.71 |
| PUBLIC WORKS | | Public Works | | PRIOR YEARS TAXES OUTSTANDING | |
| Streets and Drainage | 580,720.00 | Buildings and Grounds | | Balance January 1, 1985 | 1,225,435.19 |
| Sewers and Sewage Processing | | Library and Education | | Collected in 1985 | 1,049,812.41 |
| Garbage and Trash Disposal | 2,900.00 | Conservation | | Cancelled, Abated or Adjusted 1985 | 78,422.28 |
| Public Buildings and Grounds | 1,478,095.00 | All Other | | Transfers to Tax Title Liens or Foreclosed | 62,264.06 |
| Other Public Works | | CAPITAL DEBT AUTHORIZED, DECEMBER 31, 1985 | | Balance December 31, 1985 | 34,936.44 |
| HEALTH and WELFARE | | ISSUED AND UNISSUED | | TAX TITLE LIENS OUTSTANDING | |
| Health Services Except Environmental | 927,451.73 | School | | Balance January 1, 1985 | 988,217.42 |
| Welfare-Public Assistance | 75,000.00 | Self-liquidating | | Transfer From Taxes | 569,222.38 |
| Hospitals, Clinics, First Aid | | Other | | Redeemed in 1985 | 527,208.17 |
| Animal, Insect, & Rodent Control | 22,100.00 | Total | | Cancelled, Abated or Adjusted (1985) | 745.42 |
| Other Welfare Services | 401,591.00 | ISSUED AND OUTSTANDING | | Transfers to Foreclosed Property | 117,003.94 |
| RECREATION and CONSERVATION | | School | | Balance December 31, 1985 | 912,482.27 |
| Beaches and Boardwalks | | Self-Liquidating | | PROPERTY ACQUIRED BY DEED OR | |
| Parks, Playgrounds, Shade Trees | 20,000.00 | Other | | FORECLOSURE | |
| Land Reclamation & Conservation | 7,212.00 | Total | | Balance January 1, 1985 | 2,000,571.06 |
| Other Recreational Services | 524,524.00 | EQUALIZED VALUATION BASIS | | Transfers From Taxes or Liens | 117,003.94 |
| EDUCATION (excluding schools) | | FOR NET DEBT COMPUTATION | | Sale for Cash (1985) | |
| Libraries | 520,767.00 | REAL PROPERTY VALUATIONS | | Cancelled, Abated or Adjusted (1985) | 299,100.00 |
| Other Educational Services | 28,275.00 | Code Class # of Parcels % VAL'N | | Balance December 31, 1985 | 1,818,475.00 |
| STATUTORY EXPENDITURES | | ASSESSED VALUATION | | CURRENT FINANCES DECEMBER 31, 1985 | |
| Pensions & F. I. C. A. | 1,918,000.00 | Cash Dec. 31, 1985 | | ASSETS | |
| Employee Fringe Benefits | | 1 Vacant Land 431 .82 | | Taxes Receivable | 3,159,341.20 |
| Other Statutory Expenditures | 60,000.00 | 2 Residential 8804 73.34 | | Tax Title Liens | 1,272,330.15 |
| CETA And Other Public Employment Programs | | 3 Farm 1 | | Foreclosed Property | 912,482.27 |
| MUNICIPAL FUNCTIONS | | 4a Commercial 746 14.68 | | Emergencies & Other Deferred Charges | 1,818,475.00 |
| CAPITAL IMPROVEMENTS | 53,000.00 | 4b Industrial 79 3.59 | | State and Federal Aid Receivable | 2,040.44 |
| DEBT SERVICE | | 4c Apartments 124 7.56 | | Other Receivables | 3,863,798.09 |
| Principal Payments | 945,825.00 | Total 10185 | | Total | 11,028,467.15 |
| Interest Payments | 1,121,546.85 | Land Area 6.00 Sq. Miles | | LIABILITIES, RESERVES, AND SURPLUS | |
| TYPE I SCHL DEBT *MEMO | 929,654.91 | Net Valuation Taxable-Municipal | | Cash Liabilities | 5,057,767.17 |
| DEFERRED CHARGES | 26,000.00 | Net Valuation Taxable-County | | Reserves for Receivables | 4,497,457.41 |
| SCHOOL, COUNTY, SPECIAL DISTRICT TAXES | 13,890,572.02 | State Equalized Valuation | | Surplus Dec. 31, 1985 | 1,473,242.57 |
| RESERVE FOR UNCOLLECTED TAXES | 1,818,000.00 | State Equalization Ratio | | Total | 11,028,467.15 |
| EXPENDITURES | 37,655,069.33 | | | | |

1218
Population 1980 5,605
Population 1985 9,040
S & P Rating
Moody Rating AA

General Tax Rate Per \$100. 1.82
State Equalized Tax Rate 1.67

PLAINSBORO TOWNSHIP – MIDDLESEX CO.

Form of Government:

Township Committee

Number of Members on Governing Body – 3

PER CAPITA:
Gross Debt 1,235.66
Net Debt 422.82
Debt Service 73.61
Total Tax Levy 1,122.23
Municipal Expenditures 397.68

PER CENT:
Gross Debt 2.55
Net Debt .87
Tax Levy Collected 98.17
Tax Levy Cancelled, Abated or Adjusted .86

| EXPENDITURES | | REVENUES-REALIZED | | 1985 PROPERTY TAX | |
|---|---------------|--|----------------|--|-------------------|
| GENERAL GOVERNMENT | | | | STATE EQUALIZED TAX RATE | |
| Governing Body & Public Boards | | 1985 Property Taxes Collected | 9,995,681.81 | Local District School Taxes | |
| Municipal Clerk | | 1985 Payments in Lieu of Taxes | 1,071.89 | Regional & Consolidated School Tax | .83 4,685,026.99 |
| Financial Administration | 40,755.00 | Delinquent Tax & Lien Collections | 41,720.96 | School Taxes in Municipal Budget | |
| Assessment of Taxes | 40,125.00 | Business Personalty Replacement Taxes | 74,379.48 | County Taxes | .52 2,945,357.91 |
| Collection of Taxes | 21,870.00 | Taxes from Public Utilities | 533,109.00 | County Library Taxes | |
| Planning, Housing & Development | 102,470.00 | Other Miscellaneous Tax Revenues | | Local Municipal Purpose Taxes | .30 1,697,615.34 |
| Human Resources | 14,594.22 | State Aid Revenues | 15,938.50 | Veteran & Senior Citizen Taxes | |
| Elections | 3,850.00 | Federal Aid Revenues | 10,215.41 | Total Taxes for Rate Computation | 1.65 9,338,250.24 |
| General Administration (other) | 539,295.90 | State and Local Fiscal Assistance Act Utilized | 26,976.00 | Special District Taxes | |
| JUDICIARY | | Sale of Acquired Property | | Bank Corp. Taxes | 13,539.40 |
| Municipal Courts | 60,620.00 | Other Miscellaneous Revenues | 730,844.55 | Added and Omitted Taxes | 803,432.96 |
| PUBLIC SAFETY | | Total | 11,429,937.60 | Total Taxes Levied - ABSTRACT | 10,144,972.60 |
| Fire Protection | 129,493.00 | Prior Years Surplus Appropriated | 481,200.00 | Total Taxes Billed | 10,181,904.63 |
| Police Protection | 749,597.96 | REVENUES TOTAL | 11,911,137.60 | 1985 TAXES COLLECTED | 9,995,681.81 |
| Civil Defense & Disaster Control | 36,896.00 | Reserve For Uncollected Taxes | 109,000.00 | 1985 Taxes Cancelled, Abated or Adjusted | 87,113.65 |
| Environmental Inspection & Control | 321,208.00 | CAPITAL OUTLAY TOTAL | 289,470.28 | Transfer to Tax Title Liens or Foreclosed | |
| Other Public Safety | | | | Balance Outstanding Dec. 31, 1985 | 99,109.17 |
| PUBLIC WORKS | | | | PRIOR YEARS TAXES OUTSTANDING | |
| Streets and Drainage | 258,551.00 | Public Enterprises | | Balance January 1, 1985 | 41,720.96 |
| Sewers and Sewage Processing | 450.00 | Recreation—Culture | 212,281.12 | Collected in 1985 | 41,720.96 |
| Garbage and Trash Disposal | | Public Works | 49,794.13 | Cancelled, Abated or Adjusted 1985 | |
| Public Buildings and Grounds | 118,019.00 | Buildings and Grounds | 27,395.03 | Transfers to Tax Title Liens or Foreclosed | |
| Other Public Works | | Library and Education | | Balance December 31, 1985 | |
| HEALTH and WELFARE | | Conservation | | TAX TITLE LIENS OUTSTANDING | |
| Health Services Except Environmental | 3,700.00 | All Other | | Balance January 1, 1985 | |
| Welfare-Public Assistance | 7,610.00 | | | Transfer From Taxes | |
| Hospitals, Clinics, First Aid | | CAPITAL DEBT AUTHORIZED, DECEMBER 31, 1985 | | Redeemed in 1985 | |
| Animal, Insect, & Rodent Control | 5,680.00 | ISSUED AND UNISSUED GROSS DEBT | 7,348,065 | Cancelled, Abated or Adjusted (1985) | |
| Other Welfare Services | 250.00 | School | | Transfers to Foreclosed Property | |
| RECREATION and CONSERVATION | | Self-liquidating | 3,822,281 | Balance December 31, 1985 | |
| Beaches and Boardwalks | | Other | | PROPERTY ACQUIRED BY DEED OR | |
| Parks, Playgrounds, Shade Trees | 97,456.00 | Total | 11,170,346 | FORECLOSURE | |
| Land Reclamation & Conservation | 7,475.00 | | | Balance January 1, 1985 | 7,600.00 |
| Other Recreational Services | 62,347.50 | ISSUED AND OUTSTANDING | | Transfers From Taxes or Liens | |
| EDUCATION (excluding schools) | | School | 7,348,065.66 | Sale for Cash (1985) | |
| Libraries | 35,990.00 | Self-Liquidating | | Cancelled, Abated or Adjusted (1985) | |
| Other Educational Services | | Other | | Balance December 31, 1985 | 7,600.00 |
| STATUTORY EXPENDITURES | | Total | 10,928,065.66 | CURRENT FINANCES DECEMBER 31, 1985 | |
| Pensions & F. I. C. A. | 132,579.00 | EQUALIZED VALUATION BASIS | | ASSETS | |
| Employee Fringe Benefits | | FOR NET DEBT COMPUTATION | 438,003,004 | Cash Dec. 31, 1985 | 1,278,817.08 |
| Other Statutory Expenditures | | REAL PROPERTY VALUATIONS | | Taxes Receivable | 99,109.17 |
| CETA And Other Public Employment Programs | | Code Class # of Parcels % VAL'N | | Tax Title Liens | |
| MUNICIPAL FUNCTIONS TOTAL | 2,790,882.58 | 1 Vacant Land 767 3.64 | 18,578,700.00 | Foreclosed Property | 7,600.00 |
| CAPITAL IMPROVEMENTS *MEMO* | 51,740.00 | 2 Residential 1143 26.29 | 134,163,700.00 | Emergencies & Other Deferred Charges | 69,000.00 |
| DEBT SERVICE | | 3 Farm 158 1.25 | 6,398,000.00 | State and Federal Aid Receivable | |
| Principal Payments | 316,000.00 | 4a Commercial 53 11.30 | 57,657,700.00 | Other Receivables | 122,364.29 |
| Interest Payments | 349,422.78 | 4b Industrial 30 33.90 | 173,016,800.00 | Total | 1,576,890.54 |
| | | 4c Apartments 21 23.62 | 120,521,600.00 | LIABILITIES, RESERVES, AND SURPLUS | |
| DEFERRED CHARGES | 29,747.71 | Total 2172 | 510,336,500.00 | Cash Liabilities | 936,655.04 |
| SCHOOL, COUNTY, SPECIAL DISTRICT TAXES | 7,630,384.90 | Land Area 11.80 Sq. Miles | | Reserves for Receivables | 229,073.46 |
| RESERVE FOR UNCOLLECTED TAXES | 109,000.00 | Net Valuation Taxable-Municipal | 515,300,641 | Surplus Dec. 31, 1985 | 411,162.04 |
| EXPENDITURES TOTAL | 11,225,437.97 | Net Valuation Taxable-County | 509,980,126 | Total | 1,576,890.54 |
| | | State Equalized Valuation | 562,043,263 | | |
| | | State Equalization Ratio | 91.61 | | |

0119
Population 1980 13,435
Population 1985 14,404
S & P Rating
Moody Rating BAA

General Tax Rate Per \$100. 3.71
State Equalized Tax Rate 2.99

PLEASANTVILLE CITY – ATLANTIC COUNTY
Form of Government:
City Charter Act (P.L. 1897 c. 30)
Number of Members on Governing Body – 7

PER CAPITA:
Gross Debt 558.39
Net Debt 323.52
Debt Service 45.14
Total Tax Levy 639.76
Municipal Expenditures 493.30
PER CENT:
Gross Debt 2.93
Net Debt 1.70
Tax Levy Collected 91.05
Tax Levy Cancelled, Abated or Adjusted

| EXPENDITURES | | REVENUES-REALIZED | | 1985 PROPERTY TAX | |
|---|---------------|--|----------------|--|--------------|
| GENERAL GOVERNMENT | | | | STATE EQUALIZED TAX RATE | |
| Governing Body & Public Boards | | 1985 Property Taxes Collected | 8,373,947.33 | Local District School Taxes 1.40 | 4,205,081.81 |
| Municipal Clerk | 82,792.00 | 1985 Payments in Lieu of Taxes | | Regional & Consolidated School Tax | |
| Financial Administration | 93,567.79 | Delinquent Tax & Lien Collections | 739,861.71 | School Taxes in Municipal Budget | |
| Assessment of Taxes | 39,722.83 | Business Personalty Replacement Taxes | 139,036.83 | County Taxes .47 * | 1,412,760.45 |
| Collection of Taxes | 58,028.00 | Taxes from Public Utilities | 997,982.00 | County Library Taxes .03 | 95,175.17 |
| Planning, Housing & Development | 107,235.85 | Other Miscellaneous Tax Revenues | | Local Municipal Purpose Taxes 1.07 | 3,213,280.38 |
| Human Resources | | State Aid Revenues | 254,731.25 | Veteran & Senior Citizen Taxes | 177,400.00 |
| Elections | 6,050.00 | Federal Aid Revenues | 16,451.00 | Total Taxes for Rate Computation 2.97 | 9,103,697.81 |
| General Administration (other) | 432,091.85 | State and Local Fiscal Assistance Act Utilized | 147,972.00 | Special District Taxes | |
| JUDICIARY | | Sale of Acquired Property | | Bank Corp. Taxes | 18,111.30 |
| Municipal Courts | 75,153.00 | Other Miscellaneous Revenues | 1,124,962.61 | Added and Omitted Taxes | 270,651.02 |
| PUBLIC SAFETY | | Total | 11,794,944.73 | Total Taxes Levied - ABSTRACT | 9,215,060.13 |
| Fire Protection | 720,030.00 | Prior Years Surplus Appropriated | 840,000.00 | Total Taxes Billed | 9,196,948.83 |
| Police Protection | 1,321,173.51 | REVENUES TOTAL | 12,634,944.73 | 1985 TAXES COLLECTED | 8,373,947.33 |
| Civil Defense & Disaster Control | 18,051.00 | Reserve For Uncollected Taxes | 1,058,443.46 | 1985 Taxes Cancelled, Abated or Adjusted | |
| Environmental Inspection & Control | 93,065.20 | CAPITAL OUTLAY TOTAL | 519,601.37 | Transfer to Tax Title Liens or Foreclosed | 180,000.00 |
| Other Public Safety | 80,000.00 | | | Balance Outstanding Dec. 31, 1985 | 643,001.50 |
| PUBLIC WORKS | | | | PRIOR YEARS TAXES OUTSTANDING | |
| Streets and Drainage | 828,915.00 | Public Enterprises | 37,072.32 | Balance January 1, 1985 | 670,537.29 |
| Sewers and Sewage Processing | | Recreation—Culture | | Collected in 1985 | 564,481.29 |
| Garbage and Trash Disposal | 199,470.06 | Public Works | 482,529.05 | Cancelled, Abated or Adjusted 1985 | |
| Public Buildings and Grounds | 253,700.00 | Buildings and Grounds | | Transfers to Tax Title Liens or Foreclosed | 83,957.67 |
| Other Public Works | | Library and Education | | Balance December 31, 1985 | 22,098.33 |
| HEALTH and WELFARE | | Conservation | | TAX TITLE LIENS OUTSTANDING | |
| Health Services Except Environmental | | All Other | | Balance January 1, 1985 | 448,238.99 |
| Welfare-Public Assistance | 24,160.00 | CAPITAL DEBT AUTHORIZED, DECEMBER 31, 1985 | | Transfer From Taxes | 277,814.73 |
| Hospitals, Clinics, First Aid | | ISSUED AND UNISSUED | | Redeemed in 1985 | 175,380.42 |
| Animal, Insect, & Rodent Control | 23,440.00 | School | 1,988,000 | Cancelled, Abated or Adjusted (1985) | |
| Other Welfare Services | | Self-liquidating | 2,350,000 | Transfers to Foreclosed Property | |
| RECREATION and CONSERVATION | | Other | 3,705,000 | Balance December 31, 1985 | 550,673.30 |
| Beaches and Boardwalks | | Total | 8,043,000 | PROPERTY ACQUIRED BY DEED OR | |
| Parks, Playgrounds, Shade Trees | 88,155.00 | | | FORECLOSURE | |
| Land Reclamation & Conservation | | ISSUED AND OUTSTANDING | | Balance January 1, 1985 | 1,005,267.00 |
| Other Recreational Services | | School | 1,988,000.00 | Transfers From Taxes or Liens | |
| EDUCATION (excluding schools) | | Self-Liquidating | 2,350,000.00 | Sale for Cash (1985) | |
| Libraries | | Other | 3,705,000.00 | Cancelled, Abated or Adjusted (1985) | |
| Other Educational Services | | Total | 8,043,000.00 | Balance December 31, 1985 | 1,005,267.00 |
| STATUTORY EXPENDITURES | | EQUALIZED VALUATION BASIS | | CURRENT FINANCES DECEMBER 31, 1985 | |
| Pensions & F. I. C. A. | 497,913.50 | FOR NET DEBT COMPUTATION | 274,742.633 | ASSETS | |
| Employee Fringe Benefits | 293,670.00 | REAL PROPERTY VALUATIONS | | Cash Dec. 31, 1985 | 4,753,389.52 |
| Other Statutory Expenditures | 33,632.50 | Code Class # of Parcels % VAL'N | | Taxes Receivable | 665,099.83 |
| CETA And Other Public Employment Programs | | 1 Vacant Land 851 7.08 | 16,309,200.00 | Tax Title Liens | 550,673.30 |
| MUNICIPAL FUNCTIONS TOTAL | 5,370,017.09 | 2 Residential 4434 66.99 | 154,390,000.00 | Foreclosed Property | 1,005,267.00 |
| CAPITAL IMPROVEMENTS *MEMO* | 50,000.00 | 3 Farm | | Emergencies & Other Deferred Charges | 73,931.52 |
| DEBT SERVICE | | 4a Commercial 330 19.60 | 45,175,575.00 | State and Federal Aid Receivable | |
| Principal Payments | 270,000.00 | 4b Industrial 28 4.13 | 9,521,800.00 | Other Receivables | 577,114.35 |
| Interest Payments | 380,153.13 | 4c Apartments 17 2.19 | 5,058,200.00 | Total | 7,625,475.52 |
| | | Total 5660 | 230,454,775.00 | LIABILITIES, RESERVES, AND SURPLUS | |
| DEFERRED CHARGES | 26,929.12 | Land Area 5.80 Sq. Miles | | Cash Liabilities | 2,031,667.26 |
| SCHOOL, COUNTY, SPECIAL DISTRICT TAXES | 5,713,017.43 | Net Valuation Taxable-Municipal | 240,897,804 | Reserves for Receivables | 3,381,762.89 |
| RESERVE FOR UNCOLLECTED TAXES | 1,058,443.46 | Net Valuation Taxable-County | 295,829,212 | Surplus Dec. 31, 1985 | 2,212,045.37 |
| EXPENDITURES TOTAL | 12,818,560.23 | State Equalized Valuation | 296,885,966 | Total | 7,625,475.52 |
| | | State Equalization Ratio | 80.46 | | |

1985/3000

*Includes County Health Service Taxes or County Vocational School Taxes. See Table 13.

1523
 Population 1980 **4,674**
 Population 1985 **4,914**
 S & P Rating
 Moody Rating

General Tax Rate Per \$100. **3.02**
 State Equalized Tax Rate **1.94**

PLUMSTED TOWNSHIP – OCEAN COUNTY
Form of Government:
Township Committee
Number of Members on Governing Body – 3

PER CAPITA:
 Gross Debt **110.09**
 Net Debt **17.91**
 Debt Service **5.90**
 Total Tax Levy **374.37**
 Municipal Expenditures **154.10**

PER CENT:
 Gross Debt **.66**
 Net Debt **.11**
 Tax Levy Collected **93.90**
 Tax Levy Cancelled, Abated or Adjusted

| EXPENDITURES | | REVENUES-REALIZED | | 1985 PROPERTY TAX | |
|---|---------------------|--|---------------------|--|---------------------|
| GENERAL GOVERNMENT | | | | STATE EQUALIZED TAX RATE | |
| Governing Body & Public Boards | | 1985 Property Taxes Collected | 1,716,910.40 | Local District School Taxes 1.43 | 1,317,686.00 |
| Municipal Clerk | | 1985 Payments in Lieu of Taxes | | Regional & Consolidated School Tax | |
| Financial Administration | 9,600.00 | Delinquent Tax & Lien Collections | 104,096.99 | School Taxes in Municipal Budget | |
| Assessment of Taxes | 59,500.00 | Business Personalty Replacement Taxes | 20,169.32 | County Taxes .42 * | 386,338.69 |
| Collection of Taxes | 17,571.42 | Taxes from Public Utilities | 201,091.00 | County Library Taxes .03 | 25,057.71 |
| Planning, Housing & Development | 2,643.19 | Other Miscellaneous Tax Revenues | | Local Municipal Purpose Taxes .06 | 58,000.00 |
| Human Resources | | State Aid Revenues | 31,179.05 | Veteran & Senior Citizen Taxes | 51,100.00 |
| Elections | | Federal Aid Revenues | | Total Taxes for Rate Computation 1.94 | 1,838,182.40 |
| General Administration (other) | 105,448.87 | State and Local Fiscal Assistance Act Utilized | 18,919.97 | Special District Taxes | |
| JUDICIARY | | Sale of Acquired Property | | Bank Corp. Taxes | 11,151.80 |
| Municipal Courts | 28,484.00 | Other Miscellaneous Revenues | | Added and Omitted Taxes | 41,426.94 |
| PUBLIC SAFETY | | Total | 2,279,769.20 | Total Taxes Levied - ABSTRACT | 1,839,661.14 |
| Fire Protection | 38,500.00 | Prior Years Surplus Appropriated | 89,967.37 | Total Taxes Billed | 1,828,509.34 |
| Police Protection* | 100,267.09 | REVENUES TOTAL | 2,369,736.57 | 1985 TAXES COLLECTED | 1,716,910.40 |
| Civil Defense & Disaster Control | 2,000.00 | Reserve For Uncollected Taxes | 125,156.15 | 1985 Taxes Cancelled, Abated or Adjusted | |
| Environmental Inspection & Control | 11,113.96 | CAPITAL OUTLAY TOTAL | 20,382.36 | Transfer to Tax Title Liens or Foreclosed | |
| Other Public Safety | | | | Balance Outstanding Dec. 31, 1985 | 111,598.84 |
| PUBLIC WORKS | | | | PRIOR YEARS TAXES OUTSTANDING | |
| Streets and Drainage | 115,300.16 | Public Enterprises | | Balance January 1, 1985 | 124,717.54 |
| Sewers and Sewage Processing | 1,200.00 | Recreation—Culture | | Collected in 1985 | 104,096.99 |
| Garbage and Trash Disposal | 17,230.28 | Public Works | 20,382.36 | Cancelled, Abated or Adjusted 1985 | |
| Public Buildings and Grounds | 13,109.81 | Buildings and Grounds | | Transfers to Tax Title Liens or Foreclosed | |
| Other Public Works | 100.00 | Library and Education | | Balance December 31, 1985 | 20,620.55 |
| HEALTH and WELFARE | | Conservation | | TAX TITLE LIENS OUTSTANDING | |
| Health Services Except Environmental | 2,758.77 | All Other | | Balance January 1, 1985 | 4,186.59 |
| Welfare-Public Assistance | 4,800.00 | CAPITAL DEBT AUTHORIZED, DECEMBER 31, 1985 | | Transfer From Taxes | |
| Hospitals, Clinics, First Aid | | ISSUED AND UNISSUED GROSS DEBT NET DEBT | | Redeemed in 1985 | |
| Animal, Insect, & Rodent Control | 7,207.42 | School 453,000 | | Cancelled, Abated or Adjusted (1985) | |
| Other Welfare Services | | Self-liquidating | | Transfers to Foreclosed Property | |
| RECREATION and CONSERVATION | | Other 88,000 | 88,000 | Balance December 31, 1985 | 4,186.59 |
| Beaches and Boardwalks | | Total 541,000 | 88,000 | PROPERTY ACQUIRED BY DEED OR | |
| Parks, Playgrounds, Shade Trees | | | | FORECLOSURE | |
| Land Reclamation & Conservation | | ISSUED AND OUTSTANDING | | Balance January 1, 1985 | |
| Other Recreational Services | 33,000.00 | School | 88,000.00 | Transfers From Taxes or Liens | |
| EDUCATION (excluding schools) | | Self-Liquidating | | Sale for Cash (1985) | |
| Libraries | 7,000.00 | Other | 88,000.00 | Cancelled, Abated or Adjusted (1985) | |
| Other Educational Services | | Total | 176,000.00 | Balance December 31, 1985 | |
| STATUTORY EXPENDITURES | | EQUALIZED VALUATION BASIS | | CURRENT FINANCES DECEMBER 31, 1985 | |
| Pensions & F. I. C. A. | 23,756.93 | FOR NET DEBT COMPUTATION | 82,166,891 | ASSETS | |
| Employee Fringe Benefits | | REAL PROPERTY VALUATIONS | | Cash Dec. 31, 1985 | 852,534.74 |
| Other Statutory Expenditures | 2,500.00 | Code Class # of Parcels % VAL'N ASSESSED VALUATION | | Taxes Receivable | 132,219.39 |
| CETA And Other Public Employment Programs | | 1 Vacant Land 673 7.69 4,394,850.00 | | Tax Title Liens | 4,186.59 |
| MUNICIPAL FUNCTIONS TOTAL | 603,091.90 | 2 Residential 1272 73.31 41,923,200.00 | | Foreclosed Property | |
| CAPITAL IMPROVEMENTS *MEMO* | | 3 Farm 316 10.54 6,027,900.00 | | Emergencies & Other Deferred Charges | 45,000.00 |
| DEBT SERVICE | | 4a Commercial 81 6.99 3,998,900.00 | | State and Federal Aid Receivable | |
| Principal Payments | 29,000.00 | 4b Industrial 2 .71 407,300.00 | | Other Receivables | |
| Interest Payments | | 4c Apartments 6 .76 435,150.00 | | Total | 1,033,940.72 |
| DEFERRED CHARGES | | Total 2350 57,187,300.00 | | LIABILITIES, RESERVES, AND SURPLUS | |
| SCHOOL, COUNTY, SPECIAL DISTRICT TAXES | 1,729,082.40 | Land Area 40.70 Sq. Miles | | Cash Liabilities | 807,922.85 |
| RESERVE FOR UNCOLLECTED TAXES | 125,156.15 | Net Valuation Taxable-Municipal | 59,265,080 | Reserves for Receivables | 136,406.08 |
| EXPENDITURES TOTAL | 2,486,330.45 | Net Valuation Taxable-County | 85,177,585 | Surplus Dec. 31, 1985 | 89,611.79 |
| | | State Equalized Valuation | 91,085,251 | Total | 1,033,940.72 |
| | | State Equalization Ratio | 64.25 | | |

2120
Population 1980 3,856
Population 1985 3,716
S & P Rating
Moody Rating

General Tax Rate Per \$100. 3.19
State Equalized Tax Rate 2.10

POHATCONG TOWNSHIP – WARREN CO.
Form of Government:
Township Committee
Number of Members on Governing Body – 3

PER CAPITA:
Gross Debt 59.01
Net Debt 50.94
Debt Service 23.57
Total Tax Levy 548.16
Municipal Expenditures 339.54
PER CENT:
Gross Debt .25
Net Debt .21
Tax Levy Collected 92.85
Tax Levy Cancelled, Abated or Adjusted .05

| EXPENDITURES | | REVENUES-REALIZED | | 1985 PROPERTY TAX | |
|---|--------------|--|--------------|--|--------------|
| GENERAL GOVERNMENT | | 1985 Property Taxes Collected | | STATE EQUALIZED TAX RATE → | |
| Governing Body & Public Boards | | | 1,888,059.04 | Local District School Taxes | 1.07 |
| Municipal Clerk | | | | Regional & Consolidated School Tax | |
| Financial Administration | 12,280.00 | 1985 Payments in Lieu of Taxes | 89,868.42 | School Taxes in Municipal Budget | |
| Assessment of Taxes | 18,845.00 | Delinquent Tax & Lien Collections | 55,286.76 | County Taxes | .66 |
| Collection of Taxes | 9,325.00 | Business Personalty Replacement Taxes | 193,922.00 | County Library Taxes | .03 |
| Planning, Housing & Development | 19,380.00 | Taxes from Public Utilities | 97,369.48 | Local Municipal Purpose Taxes | .33 |
| Human Resources | | Other Miscellaneous Tax Revenues | 37,631.34 | Veteran & Senior Citizen Taxes | |
| Elections | 1,087.77 | State Aid Revenues | 292,155.43 | Total Taxes for Rate Computation | 2.09 |
| General Administration (other) | 121,392.39 | Federal Aid Revenues | 2,654,292.47 | Special District Taxes | |
| JUDICIARY | | State and Local Fiscal Assistance Act Utilized | 270,000.00 | Bank Corp. Taxes | 6,700.09 |
| Municipal Courts | 26,173.91 | Sale of Acquired Property | 2,924,292.47 | Added and Omitted Taxes | 19,332.87 |
| PUBLIC SAFETY | | Other Miscellaneous Revenues | 178,020.00 | Total Taxes Levied - ABSTRACT | 2,036,948.00 |
| Fire Protection | 42,897.58 | Total | 34,663.41 | Total Taxes Billed | 2,033,547.76 |
| Police Protection | 216,595.04 | Prior Years Surplus Appropriated | | 1985 TAXES COLLECTED | 1,888,059.04 |
| Civil Defense & Disaster Control | 2,040.00 | REVENUES | | 1985 Taxes Cancelled, Abated or Adjusted | 1,100.00 |
| Environmental Inspection & Control | 14,050.00 | Reserve For Uncollected Taxes | | Transfer to Tax Title Liens or Foreclosed | 9,941.72 |
| Other Public Safety | 124,000.00 | CAPITAL OUTLAY | | Balance Outstanding Dec. 31, 1985 | 134,447.00 |
| PUBLIC WORKS | | Total | | PRIOR YEARS TAXES OUTSTANDING | |
| Streets and Drainage | 268,156.44 | Public Enterprises | | Balance January 1, 1985 | 112,088.65 |
| Sewers and Sewage Processing | | Recreation—Culture | | Collected in 1985 | 75,517.17 |
| Garbage and Trash Disposal | | Public Works | 34,663.41 | Cancelled, Abated or Adjusted 1985 | .99 |
| Public Buildings and Grounds | 29,000.00 | Buildings and Grounds | | Transfers to Tax Title Liens or Foreclosed | |
| Other Public Works | | Library and Education | | Balance December 31, 1985 | 36,570.49 |
| HEALTH and WELFARE | | Conservation | | TAX TITLE LIENS OUTSTANDING | |
| Health Services Except Environmental | 50.00 | All Other | | Balance January 1, 1985 | 49,162.09 |
| Welfare-Public Assistance | 742.49 | CAPITAL DEBT AUTHORIZED, DECEMBER 31, 1985 | | Transfer From Taxes | 9,941.72 |
| Hospitals, Clinics, First Aid | | ISSUED AND UNISSUED | | Redeemed in 1985 | 14,351.25 |
| Animal, Insect, & Rodent Control | 100.00 | School | | Cancelled, Abated or Adjusted (1985) | 1,868.25 |
| Other Welfare Services | | Self-liquidating | 30,000 | Transfers to Foreclosed Property | |
| RECREATION and CONSERVATION | | Other | 189,280 | Balance December 31, 1985 | 42,884.31 |
| Beaches and Boardwalks | | Total | 219,280 | PROPERTY ACQUIRED BY DEED OR | |
| Parks, Playgrounds, Shade Trees | 8,100.00 | ISSUED AND OUTSTANDING | | FORECLOSURE | |
| Land Reclamation & Conservation | 1,420.15 | School | | Balance January 1, 1985 | |
| Other Recreational Services | | Self-Liquidating | | Transfers From Taxes or Liens | |
| EDUCATION (excluding schools) | | Other | | Sale for Cash (1985) | |
| Libraries | | Total | 173,642.00 | Cancelled, Abated or Adjusted (1985) | |
| Other Educational Services | 1,330.54 | EQUALIZED VALUATION BASIS | | Balance December 31, 1985 | |
| STATUTORY EXPENDITURES | | FOR NET DEBT COMPUTATION | 89,269,269 | CURRENT FINANCES DECEMBER 31, 1985 | |
| Pensions & F. I. C. A. | 52,785.20 | REAL PROPERTY VALUATIONS | | ASSETS | |
| Employee Fringe Benefits | 23,769.06 | Code Class # of Parcels % VAL'N | | Cash Dec. 31, 1985 | 995,698.12 |
| Other Statutory Expenditures | 1,600.00 | 1 Vacant Land 186 2.16 | | Taxes Receivable | 171,017.49 |
| CETA And Other Public Employment Programs | | 2 Residential 1190 73.44 | | Tax Title Liens | 42,884.31 |
| MUNICIPAL FUNCTIONS | | 3 Farm 247 8.45 | | Foreclosed Property | |
| CAPITAL IMPROVEMENTS | *MEMO* | 4a Commercial 65 14.48 | | Emergencies & Other Deferred Charges | 27,521.51 |
| DEBT SERVICE | | 4b Industrial 4 1.27 | | State and Federal Aid Receivable | |
| Principal Payments | 72,572.00 | 4c Apartments 2 .21 | | Other Receivables | 53,695.85 |
| Interest Payments | 15,022.09 | Total 1694 | | Total | 1,290,817.28 |
| DEFERRED CHARGES | 988.93 | Land Area 14.08 Sq. Miles | | LIABILITIES, RESERVES, AND SURPLUS | |
| SCHOOL, COUNTY, SPECIAL DISTRICT TAXES | 1,692,915.04 | Net Valuation Taxable-Municipal | 63,135,261 | Cash Liabilities | 833,000.85 |
| RESERVE FOR UNCOLLECTED TAXES | 178,020.00 | Net Valuation Taxable-County | 92,102,031 | Reserves for Receivables | 216,997.65 |
| EXPENDITURES | | State Equalized Valuation | 95,701,893 | Surplus Dec. 31, 1985 | 240,818.78 |
| TOTAL | 2,954,638.63 | State Equalization Ratio | 65.76 | Total | 1,290,817.28 |

1524
Population 1980 17,747
Population 1985 18,375
S & P Rating
Moody Rating AAA

General Tax Rate Per \$100. 2.37
State Equalized Tax Rate 1.93

POINT PLEASANT BOROUGH - OCEAN CO.
Form of Government:
Borough Council
Number of Members on Governing Body - 6

PER CAPITA:
Gross Debt 706.49
Net Debt 167.97
Debt Service 12.30
Total Tax Levy 678.56
Municipal Expenditures 252.25

PER CENT:
Gross Debt 2.36
Net Debt .56
Tax Levy Collected 94.69
Tax Levy Cancelled, Abated or Adjusted .07

| EXPENDITURES | | REVENUES-REALIZED | | 1985 PROPERTY TAX | |
|--|---------------|--|--|--|--------------------|
| GENERAL GOVERNMENT | | | | STATE EQUALIZED TAX RATE | |
| Governing Body & Public Boards | 109,254.00 | 1985 Property Taxes Collected | | Local District School Taxes | 1.22 7,682,756.50 |
| Municipal Clerk | | 11,781,138.29 | | Regional & Consolidated School Tax | |
| Financial Administration | 36,361.00 | 1985 Payments in Lieu of Taxes | | School Taxes in Municipal Budget | |
| Assessment of Taxes | 48,493.00 | Delinquent Tax & Lien Collections | | County Taxes | .41 * 2,581,733.26 |
| Collection of Taxes | 38,197.00 | Business Personalty Replacement Taxes | | County Library Taxes | .03 167,450.56 |
| Planning, Housing & Development | 38,906.00 | Taxes from Public Utilities | | Local Municipal Purpose Taxes | .28 1,737,000.00 |
| Human Resources | | Other Miscellaneous Tax Revenues | | Veteran & Senior Citizen Taxes | 299,550.00 |
| Elections | | State Aid Revenues | | Total Taxes for Rate Computation | 1.94 12,468,490.32 |
| General Administration (other) | 290,907.83 | Federal Aid Revenues | | Special District Taxes | |
| JUDICIARY | | State and Local Fiscal Assistance Act Utilized | | Bank Corp. Taxes | 30,665.87 |
| Municipal Courts | 35,887.00 | Sale of Acquired Property | | Added and Omitted Taxes | 268,965.16 |
| PUBLIC SAFETY | | Other Miscellaneous Revenues | | Total Taxes Levied - ABSTRACT | 12,468,571.35 |
| Fire Protection | 42,286.00 | Total | | Total Taxes Billed | 12,442,203.98 |
| Police Protection | 1,084,377.70 | Prior Years Surplus Appropriated | | 1985 TAXES COLLECTED | 11,781,138.29 |
| Civil Defense & Disaster Control | 2,075.00 | REVENUES TOTAL | | 1985 Taxes Cancelled, Abated or Adjusted | 8,343.11 |
| Environmental Inspection & Control | 113,451.00 | Reserve For Uncollected Taxes | | Transfer to Tax Title Liens or Foreclosed | 26,362.84 |
| Other Public Safety | | CAPITAL OUTLAY TOTAL | | Balance Outstanding Dec. 31, 1985 | 626,359.74 |
| PUBLIC WORKS | | | | PRIOR YEARS TAXES OUTSTANDING | |
| Streets and Drainage | 348,600.00 | Public Enterprises | | Balance January 1, 1985 | 539,673.37 |
| Sewers and Sewage Processing | | Recreation—Culture | | Collected in 1985 | 539,511.66 |
| Garbage and Trash Disposal | 822,245.03 | Public Works | | Cancelled, Abated or Adjusted 1985 | |
| Public Buildings and Grounds | 54,999.00 | Buildings and Grounds | | Transfers to Tax Title Liens or Foreclosed | 161.71 |
| Other Public Works | | Library and Education | | Balance December 31, 1985 | |
| HEALTH and WELFARE | | Conservation | | TAX TITLE LIENS OUTSTANDING | |
| Health Services Except Environmental | 26,642.00 | All Other | | Balance January 1, 1985 | 93,139.97 |
| Welfare-Public Assistance | 16,766.00 | CAPITAL DEBT AUTHORIZED, DECEMBER 31, 1985 | | Transfer From Taxes | 26,581.41 |
| Hospitals, Clinics, First Aid | | ISSUED AND UNISSUED GROSS DEBT NET DEBT | | Redeemed in 1985 | 41,926.00 |
| Animal, Insect, & Rodent Control | 4,575.00 | School 1,278,000 | | Cancelled, Abated or Adjusted (1985) | |
| Other Welfare Services | | Self-liquidating 8,617,451 | | Transfers to Foreclosed Property | |
| RECREATION and CONSERVATION | | Other 3,086,387 | | Balance December 31, 1985 | 77,795.38 |
| Beaches and Boardwalks | 7,550.00 | Total 12,981,838 | | PROPERTY ACQUIRED BY DEED OR | |
| Parks, Playgrounds, Shade Trees | | ISSUED AND OUTSTANDING | | FORECLOSURE | |
| Land Reclamation & Conservation | 3,329.83 | School 1,278,000.00 | | Balance January 1, 1985 | 73,850.00 |
| Other Recreational Services | 64,495.00 | Self-Liquidating 7,633,000.00 | | Transfers From Taxes or Liens | |
| EDUCATION (excluding schools) | | Other 654,337.00 | | Sale for Cash (1985) | |
| Libraries | | Total 9,565,337.00 | | Cancelled, Abated or Adjusted (1985) | |
| Other Educational Services | | EQUALIZED VALUATION BASIS | | Balance December 31, 1985 | 73,850.00 |
| STATUTORY EXPENDITURES | | FOR NET DEBT COMPUTATION | | CURRENT FINANCES DECEMBER 31, 1985 | |
| Pensions & F. I. C. A. | 319,204.17 | REAL PROPERTY VALUATIONS | | ASSETS | |
| Employee Fringe Benefits | 129,950.00 | Code Class # of Parcels % VAL'N | | Cash Dec. 31, 1985 | 4,826,796.90 |
| Other Statutory Expenditures | | 1 Vacant Land 817 4.58 | | Taxes Receivable | 626,359.74 |
| CETA And Other Public Employment Programs | | 2 Residential 6593 83.72 | | Tax Title Liens | 77,795.38 |
| MUNICIPAL FUNCTIONS | | 3 Farm | | Foreclosed Property | 73,850.00 |
| CAPITAL IMPROVEMENTS | | 4a Commercial 264 9.44 | | Emergencies & Other Deferred Charges | 49,078.43 |
| DEBT SERVICE | | 4b Industrial | | State and Federal Aid Receivable | 17,873.92 |
| Principal Payments | 188,663.00 | 4c Apartments 18 2.26 | | Other Receivables | 177,006.32 |
| Interest Payments | 37,291.60 | Total 7692 | | Total | 5,848,760.69 |
| DEFERRED CHARGES | | Land Area 3.70 Sq. Miles | | LIABILITIES, RESERVES, AND SURPLUS | |
| SCHOOL, COUNTY, SPECIAL DISTRICT TAXES | 41,584.38 | Net Valuation Taxable-Municipal | | Cash Liabilities | 4,318,677.87 |
| RESERVE FOR UNCOLLECTED TAXES | 10,431,940.32 | Net Valuation Taxable-County | | Reserves for Receivables | 955,011.44 |
| EXPENDITURES | | State Equalized Valuation | | Surplus Dec. 31, 1985 | 575,071.38 |
| TOTAL | 15,067,028.28 | State Equalization Ratio | | Total | 5,848,760.69 |
| | | 81.47 | | | |

1525
Population 1980 5,415
Population 1985 5,404
S & P Rating
Moody Rating BAA1

General Tax Rate Per \$100. 1.67
State Equalized Tax Rate 1.54

PT. PLEASANT BEACH BORO. - OCEAN CO.

Form of Government:

Borough Council

Number of Members on Governing Body - 6

PER CAPITA:

Gross Debt 716.88
Net Debt 39.23
Debt Service
Total Tax Levy 963.55
Municipal Expenditures 534.92

PER CENT:

Gross Debt 1.32
Net Debt .07
Tax Levy Collected 93.79
Tax Levy Cancelled, Abated or Adjusted

| EXPENDITURES | | REVENUES-REALIZED | | 1985 PROPERTY TAX | |
|---|--------------|--|----------------|--|-------------------|
| GENERAL GOVERNMENT | | | | STATE EQUALIZED TAX RATE .84 | |
| Governing Body & Public Boards | | 1985 Property Taxes Collected | 4,850,846.11 | Local District School Taxes | 2,781,681.50 |
| Municipal Clerk | | 1985 Payments in Lieu of Taxes | | Regional & Consolidated School Tax | |
| Financial Administration | 23,231.00 | Delinquent Tax & Lien Collections | 313,597.12 | School Taxes in Municipal Budget | |
| Assessment of Taxes | 21,986.00 | Business Personalty Replacement Taxes | 102,743.08 | County Taxes | * 1,370,903.82 |
| Collection of Taxes | 24,600.00 | Taxes from Public Utilities | 476,321.02 | County Library Taxes | .03 88,908.57 |
| Planning, Housing & Development | 18,000.00 | Other Miscellaneous Tax Revenues | | Local Municipal Purpose Taxes | .27 882,093.60 |
| Human Resources | 2,850.00 | State Aid Revenues | 48,192.82 | Veteran & Senior Citizen Taxes | 64,600.00 |
| Elections | | Federal Aid Revenues | | Total Taxes for Rate Computation | 1.55 5,188,187.49 |
| General Administration (other) | 353,460.18 | State and Local Fiscal Assistance Act Utilized | 101,177.00 | Special District Taxes | |
| JUDICIARY | | Sale of Acquired Property | | Bank Corp. Taxes | 36,907.61 |
| Municipal Courts | 47,934.00 | Other Miscellaneous Revenues | 730,907.76 | Added and Omitted Taxes | 46,555.82 |
| PUBLIC SAFETY | | Total | 6,623,784.91 | Total Taxes Levied - ABSTRACT | 5,207,050.92 |
| Fire Protection | 60,650.00 | Prior Years Surplus Appropriated | 474,180.00 | Total Taxes Billed | 5,172,092.73 |
| Police Protection | 937,240.95 | REVENUES TOTAL | 7,097,964.91 | 1985 TAXES COLLECTED | 4,850,846.11 |
| Civil Defense & Disaster Control | 1,000.00 | Reserve For Uncollected Taxes | 335,000.00 | 1985 Taxes Cancelled, Abated or Adjusted | |
| Environmental Inspection & Control | 85,004.00 | CAPITAL OUTLAY TOTAL | 175,774.34 | Transfer to Tax Title Liens or Foreclosed | |
| Other Public Safety | 150.00 | | | Balance Outstanding Dec. 31, 1985 | 321,246.62 |
| PUBLIC WORKS | | | | PRIOR YEARS TAXES OUTSTANDING | |
| Streets and Drainage | 241,234.29 | Public Enterprises | | Balance January 1, 1985 | 329,078.99 |
| Sewers and Sewage Processing | | Recreation—Culture | 11,082.01 | Collected in 1985 | 312,437.98 |
| Garbage and Trash Disposal | 223,886.00 | Public Works | 158,005.60 | Cancelled, Abated or Adjusted 1985 | |
| Public Buildings and Grounds | 87,750.00 | Buildings and Grounds | 6,686.73 | Transfers to Tax Title Liens or Foreclosed | |
| Other Public Works | 4,000.00 | Library and Education | | Balance December 31, 1985 | 16,641.01 |
| HEALTH and WELFARE | | Conservation | | TAX TITLE LIENS OUTSTANDING | |
| Health Services Except Environmental | 8,570.00 | All Other | | Balance January 1, 1985 | 2,360.52 |
| Welfare-Public Assistance | 14,900.00 | | | Transfer From Taxes | |
| Hospitals, Clinics, First Aid | | CAPITAL DEBT AUTHORIZED, DECEMBER 31, 1985 | | Redeemed in 1985 | 1,159.14 |
| Animal, Insect, & Rodent Control | | ISSUED AND UNISSUED | | Cancelled, Abated or Adjusted (1985) | |
| Other Welfare Services | | School | 2,178,000 | Transfers to Foreclosed Property | |
| | | Self-liquidating | 1,484,000 | Balance December 31, 1985 | 1,201.38 |
| RECREATION and CONSERVATION | | Other | 212,000 | PROPERTY ACQUIRED BY DEED OR | |
| Beaches and Boardwalks | 27,585.00 | Total | 3,874,000 | FORECLOSURE | |
| Parks, Playgrounds, Shade Trees | 29,901.00 | | | Balance January 1, 1985 | |
| Land Reclamation & Conservation | 2,515.98 | ISSUED AND OUTSTANDING | | Transfers From Taxes or Liens | |
| Other Recreational Services | 8,200.00 | School | 2,178,000.00 | Sale for Cash (1985) | |
| EDUCATION (excluding schools) | | Self-Liquidating | 1,484,000.00 | Cancelled, Abated or Adjusted (1985) | |
| Libraries | 7,000.00 | Other | 65,000.00 | Balance December 31, 1985 | |
| Other Educational Services | | Total | 3,727,000.00 | CURRENT FINANCES DECEMBER 31, 1985 | |
| STATUTORY EXPENDITURES | | EQUALIZED VALUATION BASIS | | ASSETS | |
| Pensions & F. I. C. A. | 167,082.00 | FOR NET DEBT COMPUTATION | 294,047,442 | Cash Dec. 31, 1985 | 2,108,308.42 |
| Employee Fringe Benefits | 101,583.82 | REAL PROPERTY VALUATIONS | | Taxes Receivable | 337,887.63 |
| Other Statutory Expenditures | 9,000.00 | Code Class # of Parcels % VAL'N | | Tax Title Liens | 1,201.38 |
| CETA And Other Public Employment Programs | | 1 Vacant Land 266 4.90 | 15,011,600.00 | Foreclosed Property | |
| MUNICIPAL FUNCTIONS TOTAL | 2,509,314.22 | 2 Residential 2275 66.68 | 204,137,800.00 | Emergencies & Other Deferred Charges | 83,800.00 |
| CAPITAL IMPROVEMENTS *MEMO* | 5,000.00 | 3 Farm | | State and Federal Aid Receivable | 19,972.00 |
| DEBT SERVICE | | 4a Commercial 279 24.51 | 75,035,600.00 | Other Receivables | 37,902.88 |
| Principal Payments | | 4b Industrial | | Total | 2,589,072.31 |
| Interest Payments | | 4c Apartments 29 3.91 | 11,959,300.00 | LIABILITIES, RESERVES, AND SURPLUS | |
| DEFERRED CHARGES | 46,400.00 | Total 2849 | 306,144,300.00 | Cash Liabilities | 1,561,364.11 |
| SCHOOL, COUNTY, SPECIAL DISTRICT TAXES | 4,241,493.89 | Land Area 1.50 Sq. Miles | | Reserves for Receivables | 340,491.89 |
| RESERVE FOR UNCOLLECTED TAXES | 335,000.00 | Net Valuation Taxable-Municipal | 306,918,378 | Surplus Dec. 31, 1985 | 687,216.31 |
| EXPENDITURES TOTAL | 7,132,208.11 | Net Valuation Taxable-County | 301,997,057 | Total | 2,589,072.31 |
| | | State Equalized Valuation | 331,706,193 | | |
| | | State Equalization Ratio | 92.51 | | |

1609
Population 1980 10,660
Population 1985 11,034
S & P Rating
Moody Rating A1

General Tax Rate Per \$100. 8.13
State Equalized Tax Rate 2.57

POMPTON LAKES BOROUGH - PASSAIC CO.
Form of Government:
Borough Council
Number of Members on Governing Body - 6

PER CAPITA:
Gross Debt 347.99
Net Debt 216.53
Debt Service 46.15
Total Tax Levy 795.45
Municipal Expenditures 363.48

PER CENT:
Gross Debt 1.28
Net Debt .80
Tax Levy Collected 97.67
Tax Levy Cancelled, Abated or Adjusted .04

| EXPENDITURES | | REVENUES-REALIZED | | 1985 PROPERTY TAX | |
|---|---------------|--|--------------------|--|-------------------|
| GENERAL GOVERNMENT | | | | STATE EQUALIZED TAX RATE 1.47 | 4,987,530.00 |
| Governing Body & Public Boards | | 1985 Property Taxes Collected | 8,548,229.31 | Local District School Taxes | |
| Municipal Clerk | | 1985 Payments in Lieu of Taxes | 36,976.81 | Regional & Consolidated School Tax | |
| Financial Administration | 78,867.00 | Delinquent Tax & Lien Collections | 162,779.60 | School Taxes in Municipal Budget | |
| Assessment of Taxes | 28,935.00 | Business Personality Replacement Taxes | 268,451.16 | County Taxes | .58 1,964,706.04 |
| Collection of Taxes | 62,327.00 | Taxes from Public Utilities | 583,392.00 | County Library Taxes | |
| Planning, Housing & Development | 6,725.00 | Other Miscellaneous Tax Revenues | | Local Municipal Purpose Taxes | .52 1,761,351.06 |
| Human Resources | 9,775.00 | State Aid Revenues | 125,208.16 | Veteran & Senior Citizen Taxes | |
| Elections | 5,600.00 | Federal Aid Revenues | | Total Taxes for Rate Computation | 2.57 8,824,637.10 |
| General Administration (other) | 372,848.86 | State and Local Fiscal Assistance Act Utilized | 54,758.61 | Special District Taxes | |
| JUDICIARY | | Sale of Acquired Property | | Bank Corp. Taxes | 30,433.87 |
| Municipal Courts | 31,982.00 | Other Miscellaneous Revenues | 622,445.58 | Added and Omitted Taxes | 32,958.95 |
| PUBLIC SAFETY | | Total | 10,402,241.23 | Total Taxes Levied - ABSTRACT | 8,776,979.92 |
| Fire Protection | 55,071.00 | Prior Years Surplus Appropriated | 528,500.00 | Total Taxes Billed | 8,751,917.63 |
| Police Protection | 874,049.46 | REVENUES TOTAL | 10,930,741.23 | 1985 TAXES COLLECTED | 8,548,229.31 |
| Civil Defense & Disaster Control | 5,200.00 | Reserve For Uncollected Taxes | 392,060.41 | 1985 Taxes Cancelled, Abated or Adjusted | 3,585.33 |
| Environmental Inspection & Control | 22,752.50 | CAPITAL OUTLAY TOTAL | 273,102.39 | Transfer to Tax Title Liens or Foreclosed | |
| Other Public Safety | | | | Balance Outstanding Dec. 31, 1985 | 200,102.99 |
| PUBLIC WORKS | | | | PRIOR YEARS TAXES OUTSTANDING | |
| Streets and Drainage | 435,442.00 | Public Enterprises | | Balance January 1, 1985 | 163,423.15 |
| Sewers and Sewage Processing | 3,500.00 | Recreation—Culture | | Collected in 1985 | 162,779.60 |
| Garbage and Trash Disposal | 341,902.00 | Public Works | 273,102.39 | Cancelled, Abated or Adjusted 1985 | |
| Public Buildings and Grounds | 83,673.00 | Buildings and Grounds | | Transfers to Tax Title Liens or Foreclosed | |
| Other Public Works | | Library and Education | | Balance December 31, 1985 | 643.55 |
| HEALTH and WELFARE | | Conservation | | TAX TITLE LIENS OUTSTANDING | |
| Health Services Except Environmental | 115,956.00 | All Other | | Balance January 1, 1985 | |
| Welfare-Public Assistance | 4,800.00 | CAPITAL DEBT AUTHORIZED, DECEMBER 31, 1985 | | Transfer From Taxes | |
| Hospitals, Clinics, First Aid | | ISSUED AND UNISSUED | | Redeemed in 1985 | |
| Animal, Insect, & Rodent Control | | School | 1,437,500 | Cancelled, Abated or Adjusted (1985) | |
| Other Welfare Services | | Self-liquidating | | Transfers to Foreclosed Property | |
| RECREATION and CONSERVATION | | Other | 2,402,200 | Balance December 31, 1985 | |
| Beaches and Boardwalks | 13,150.00 | Total | 3,839,700 | PROPERTY ACQUIRED BY DEED OR | |
| Parks, Playgrounds, Shade Trees | 300.00 | | | FORECLOSURE | |
| Land Reclamation & Conservation | 19,000.00 | ISSUED AND OUTSTANDING | | Balance January 1, 1985 | 36,475.00 |
| Other Recreational Services | | School | 1,437,500.00 | Transfers From Taxes or Liens | |
| EDUCATION (excluding schools) | | Self-Liquidating | | Sale for Cash (1985) | |
| Libraries | 100,000.00 | Other | 2,383,850.00 | Cancelled, Abated or Adjusted (1985) | |
| Other Educational Services | | Total | 3,821,350.00 | Balance December 31, 1985 | 36,475.00 |
| STATUTORY EXPENDITURES | | EQUALIZED VALUATION BASIS | | CURRENT FINANCES DECEMBER 31, 1985 | |
| Pensions & F. I. C. A. | 291,590.00 | FOR NET DEBT COMPUTATION | 299,233,079 | ASSETS | |
| Employee Fringe Benefits | 96,948.53 | REAL PROPERTY VALUATIONS | | Cash Dec. 31, 1985 | 989,099.80 |
| Other Statutory Expenditures | 12,000.00 | Code Class # of Parcels % VAL'N | ASSESSED VALUATION | Taxes Receivable | 200,746.54 |
| CETA And Other Public Employment Programs | | 1 Vacant Land 201 1.30 | 1,383,900.00 | Tax Title Liens | |
| MUNICIPAL FUNCTIONS TOTAL | 3,072,394.35 | 2 Residential 3146 80.23 | 85,405,540.00 | Foreclosed Property | 36,475.00 |
| CAPITAL IMPROVEMENTS *MEMO* | 20,000.00 | 3 Farm | | Emergencies & Other Deferred Charges | 132,671.61 |
| DEBT SERVICE | | 4a Commercial 150 10.52 | 11,199,400.00 | State and Federal Aid Receivable | 4,500.00 |
| Principal Payments | 301,000.00 | 4b Industrial 5 4.84 | 5,153,250.00 | Other Receivables | 127,445.51 |
| Interest Payments | 208,204.16 | 4c Apartments 7 3.11 | 3,309,100.00 | Total | 1,490,938.46 |
| | | Total 3509 | 106,451,190.00 | LIABILITIES, RESERVES, AND SURPLUS | |
| DEFERRED CHARGES | 36,986.93 | Land Area 3.00 Sq. Miles | | Cash Liabilities | 492,559.00 |
| SCHOOL, COUNTY, SPECIAL DISTRICT TAXES | 6,952,236.04 | Net Valuation Taxable-Municipal | 107,244,264 | Reserves for Receivables | 364,667.05 |
| RESERVE FOR UNCOLLECTED TAXES | 392,060.41 | Net Valuation Taxable-County | 308,270,615 | Surplus Dec. 31, 1985 | 633,712.41 |
| EXPENDITURES TOTAL | 10,962,881.89 | State Equalized Valuation | 337,770,861 | Total | 1,490,938.46 |
| | | State Equalization Ratio | 31.59 | | |

0120
 Population 1980 **837**
 Population 1985 **890**
 S & P Rating
 Moody Rating

General Tax Rate Per \$100.

State Equalized Tax Rate
1.68
1.85

PORT REPUBLIC CITY - ATLANTIC CO.

Form of Government:

City Charter (P.L. 1897 c. 30)

Number of Members on Governing Body - 7

PER CAPITA:

Gross Debt **797.75**
 Net Debt
 Debt Service **49.16**
 Total Tax Levy **648.32**
 Municipal Expenditures **335.60**

PER CENT:

Gross Debt **1.99**
 Net Debt
 Tax Levy Collected **90.87**
 Tax Levy Cancelled, Abated or Adjusted

| EXPENDITURES | | REVENUES-REALIZED | | 1985 PROPERTY TAX | |
|---|-------------------|--|----------------------|--|-------------------|
| GENERAL GOVERNMENT | | | | STATE EQUALIZED TAX RATE | |
| Governing Body & Public Boards | | 1985 Property Taxes Collected | 524,359.89 | Local District School Taxes | 1.24 |
| Municipal Clerk | | 1985 Payments in Lieu of Taxes | | Regional & Consolidated School Tax | |
| Financial Administration | 8,450.00 | Delinquent Tax & Lien Collections | 51,496.52 | School Taxes in Municipal Budget | .14 |
| Assessment of Taxes | 4,300.00 | Business Personalty Replacement Taxes | 5,963.48 | County Taxes | .44 |
| Collection of Taxes | 6,200.00 | Taxes from Public Utilities | 129,794.00 | County Library Taxes | .03 |
| Planning, Housing & Development | 950.00 | Other Miscellaneous Tax Revenues | | Local Municipal Purpose Taxes | |
| Human Resources | | State Aid Revenues | 35,623.92 | Veteran & Senior Citizen Taxes | |
| Elections | 950.00 | Federal Aid Revenues | | Total Taxes for Rate Computation | 1.85 |
| General Administration (other) | 49,275.24 | State and Local Fiscal Assistance Act Utilized | 3,520.02 | Special District Taxes | |
| JUDICIARY | | Sale of Acquired Property | | Bank Corp. Taxes | |
| Municipal Courts | 9,672.33 | Other Miscellaneous Revenues | 35,149.21 | Added and Omitted Taxes | |
| PUBLIC SAFETY | | Total | 785,907.04 | Total Taxes Levied - ABSTRACT | 5,761.64 |
| Fire Protection | 22,501.00 | Prior Years Surplus Appropriated | 42,068.62 | Total Taxes Billed | 577,005.05 |
| Police Protection | 1,600.00 | REVENUES TOTAL | 827,975.66 | 1985 TAXES COLLECTED | 524,359.89 |
| Civil Defense & Disaster Control | 460.90 | Reserve For Uncollected Taxes | 57,433.06 | 1985 Taxes Cancelled, Abated or Adjusted | |
| Environmental Inspection & Control | 2,220.90 | CAPITAL OUTLAY TOTAL | 19,500.00 | Transfer to Tax Title Liens or Foreclosed | 5,565.84 |
| Other Public Safety | | | | Balance Outstanding Dec. 31, 1985 | 47,125.50 |
| PUBLIC WORKS | | | | PRIOR YEARS TAXES OUTSTANDING | |
| Streets and Drainage | 33,600.00 | Public Enterprises | | Balance January 1, 1985 | 43,747.36 |
| Sewers and Sewage Processing | | Recreation—Culture | | Collected in 1985 | 36,300.04 |
| Garbage and Trash Disposal | 28,000.00 | Public Works | 15,200.00 | Cancelled, Abated or Adjusted 1985 | 1,838.00 |
| Public Buildings and Grounds | 2,650.00 | Buildings and Grounds | 4,300.00 | Transfers to Tax Title Liens or Foreclosed | 4,436.93 |
| Other Public Works | 1,000.00 | Library and Education | | Balance December 31, 1985 | 1,172.39 |
| HEALTH and WELFARE | | Conservation | | TAX TITLE LIENS OUTSTANDING | |
| Health Services Except Environmental | 500.00 | All Other | | Balance January 1, 1985 | 19,536.19 |
| Welfare-Public Assistance | 125.00 | CAPITAL DEBT AUTHORIZED, DECEMBER 31, 1985 | | Transfer From Taxes | 10,053.07 |
| Hospitals, Clinics, First Aid | | ISSUED AND UNISSUED | | Redeemed in 1985 | 15,196.48 |
| Animal, Insect, & Rodent Control | 3,085.10 | SCHOOL | 710,000 | Cancelled, Abated or Adjusted (1985) | |
| Other Welfare Services | | Self-liquidating | | Transfers to Foreclosed Property | |
| RECREATION and CONSERVATION | | Other | | Balance December 31, 1985 | 14,392.78 |
| Beaches and Boardwalks | | Total | 710,000 | PROPERTY ACQUIRED BY DEED OR FORECLOSURE | |
| Parks, Playgrounds, Shade Trees | 9,100.00 | ISSUED AND OUTSTANDING | | Balance January 1, 1985 | 1,000.00 |
| Land Reclamation & Conservation | | School | 225,000.00 | Transfers From Taxes or Liens | |
| Other Recreational Services | | Self-liquidating | | Sale for Cash (1985) | |
| EDUCATION (excluding schools) | | Other | | Cancelled, Abated or Adjusted (1985) | |
| Libraries | | Total | 225,000.00 | Balance December 31, 1985 | 1,000.00 |
| Other Educational Services | | EQUALIZED VALUATION BASIS | | CURRENT FINANCES DECEMBER 31, 1985 | |
| STATUTORY EXPENDITURES | | FOR NET DEBT COMPUTATION | 35,624,229 | ASSETS | |
| Pensions & F. I. C. A. | 4,550.00 | REAL PROPERTY VALUATIONS | | Cash Dec. 31, 1985 | 254,776.84 |
| Employee Fringe Benefits | 1,750.00 | Code Class # of Parcels % VAL'N | | Taxes Receivable | 48,297.89 |
| Other Statutory Expenditures | 900.00 | 1 Vacant Land 227 18.19 | 6,113,500.00 | Tax Title Liens | 14,392.78 |
| CETA And Other Public Employment Programs | | 2 Residential 319 73.52 | 24,713,600.00 | Foreclosed Property | 1,000.00 |
| MUNICIPAL FUNCTIONS TOTAL | 191,840.47 | 3 Farm 20 2.56 | 859,200.00 | Emergencies & Other Deferred Charges | 7,065.91 |
| CAPITAL IMPROVEMENTS *MEMO* | 4,500.00 | 4a Commercial 13 5.74 | 1,929,800.00 | State and Federal Aid Receivable | |
| DEBT SERVICE | | 4b Industrial | | Other Receivables | |
| Principal Payments | 25,000.00 | 4c Apartments | | Total | 138,345.69 |
| Interest Payments | 18,750.00 | Total | 579 | LIABILITIES, RESERVES, AND SURPLUS | |
| TYPE I SCHL DEBT *MEMO | 43,750.00 | Land Area 8.10 Sq. Miles | | Cash Liabilities | 165,993.30 |
| DEFERRED CHARGES | 5,659.98 | Net Valuation Taxable-Municipal | 34,005,333 | Reserves for Receivables | 202,036.36 |
| SCHOOL, COUNTY, SPECIAL DISTRICT TAXES | 571,243.41 | Net Valuation Taxable-County | 28,946,544 | Surplus Dec. 31, 1985 | 95,849.45 |
| RESERVE FOR UNCOLLECTED TAXES | 57,433.06 | State Equalized Valuation | 30,835,841 | Total | 463,879.11 |
| EXPENDITURES TOTAL | 869,926.92 | State Equalization Ratio | 110.41 | | |

1985/3000

* ABOVE DEBT SERVICE INCLUDES TYPE I SCHOOL DEBT

*Includes County Health Service Taxes or County Vocational School Taxes. See Table 13.

1109
 Population 1980 12,035
 Population 1985 12,031
 S & P Rating
 Moody Rating
 General Tax Rate Per \$100. 2.50
 State Equalized Tax Rate 1.95

PRINCETON BOROUGH – MERCER COUNTY
Form of Government:
Borough Council
Number of Members on Governing Body – 6

PER CAPITA:
 Gross Debt 464.61
 Net Debt 261.92
 Debt Service 50.79
 Total Tax Levy 864.33
 Municipal Expenditures 636.48
 PER CENT:
 Gross Debt 1.21
 Net Debt .68
 Tax Levy Collected 97.24
 Tax Levy Cancelled, Abated or Adjusted .01

| EXPENDITURES | | REVENUES-REALIZED | | 1985 PROPERTY TAX | |
|---|--------------|--|--|--|------|
| GENERAL GOVERNMENT | | | | STATE EQUALIZED TAX RATE → | |
| Governing Body & Public Boards | 14,342.00 | 1985 Property Taxes Collected | | Local District School Taxes | |
| Municipal Clerk | | 1985 Payments in Lieu of Taxes | | Regional & Consolidated School Tax | .86 |
| Financial Administration | 13,000.00 | Delinquent Tax & Lien Collections | | School Taxes in Municipal Budget | |
| Assessment of Taxes | 10,717.76 | Business Personalty Replacement Taxes | | County Taxes | .70 |
| Collection of Taxes | 76,086.00 | Taxes from Public Utilities | | County Library Taxes | |
| Planning, Housing & Development | 97,045.09 | Other Miscellaneous Tax Revenues | | Local Municipal Purpose Taxes | .39 |
| Human Resources | 50,463.00 | State Aid Revenues | | Veteran & Senior Citizen Taxes | |
| Elections | 7,200.00 | Federal Aid Revenues | | Total Taxes for Rate Computation | 1.95 |
| General Administration (other) | 890,400.17 | State and Local Fiscal Assistance Act Utilized | | Special District Taxes | |
| JUDICIARY | | Sale of Acquired Property | | Bank Corp. Taxes | |
| Municipal Courts | 155,827.83 | Other Miscellaneous Revenues | | Added and Omitted Taxes | |
| PUBLIC SAFETY | | Prior Years Surplus Appropriated | | Total Taxes Levied - ABSTRACT | |
| Fire Protection | 129,150.00 | REVENUES | | Total Taxes Billed | |
| Police Protection | 1,139,028.46 | Reserve For Uncollected Taxes | | 1985 TAXES COLLECTED | |
| Civil Defense & Disaster Control | 400.00 | CAPITAL OUTLAY | | 1985 Taxes Cancelled, Abated or Adjusted | |
| Environmental Inspection & Control | 103,491.72 | TOTAL | | Transfer to Tax Title Liens or Foreclosed | |
| Other Public Safety | | | | Balance Outstanding Dec. 31, 1985 | |
| PUBLIC WORKS | | | | PRIOR YEARS TAXES OUTSTANDING | |
| Streets and Drainage | 495,405.38 | Public Enterprises | | Balance January 1, 1985 | |
| Sewers and Sewage Processing | 1,737,964.00 | Recreation—Culture | | Collected in 1985 | |
| Garbage and Trash Disposal | 370,930.00 | Public Works | | Cancelled, Abated or Adjusted 1985 | |
| Public Buildings and Grounds | 196,815.33 | Buildings and Grounds | | Transfers to Tax Title Liens or Foreclosed | |
| Other Public Works | | Library and Education | | Balance December 31, 1985 | |
| HEALTH and WELFARE | | Conservation | | TAX TITLE LIENS OUTSTANDING | |
| Health Services Except Environmental | 141,135.85 | All Other | | Balance January 1, 1985 | |
| Welfare-Public Assistance | 33,574.00 | CAPITAL DEBT AUTHORIZED, DECEMBER 31, 1985 | | Transfer From Taxes | |
| Hospitals, Clinics, First Aid | | ISSUED AND UNISSUED | | Redeemed in 1985 | |
| Animal, Insect, & Rodent Control | | GROSS DEBT | | Cancelled, Abated or Adjusted (1985) | |
| Other Welfare Services | | NET DEBT | | Transfers to Foreclosed Property | |
| RECREATION and CONSERVATION | | SCHOOL | | Balance December 31, 1985 | |
| Beaches and Boardwalks | | Self-liquidating | | PROPERTY ACQUIRED BY DEED OR | |
| Parks, Playgrounds, Shade Trees | | Other | | FORECLOSURE | |
| Land Reclamation & Conservation | | Total | | Balance January 1, 1985 | |
| Other Recreational Services | | ISSUED AND OUTSTANDING | | Transfers From Taxes or Liens | |
| EDUCATION (excluding schools) | | SCHOOL | | Sale for Cash (1985) | |
| Libraries | | Self-Liquidating | | Cancelled, Abated or Adjusted (1985) | |
| Other Educational Services | | Other | | Balance December 31, 1985 | |
| STATUTORY EXPENDITURES | | Total | | CURRENT FINANCES DECEMBER 31, 1985 | |
| Pensions & F. I. C. A. | | EQUALIZED VALUATION BASIS | | ASSETS | |
| Employee Fringe Benefits | | FOR NET DEBT COMPUTATION | | Cash Dec. 31, 1985 | |
| Other Statutory Expenditures | | REAL PROPERTY VALUATIONS | | Taxes Receivable | |
| CETA And Other Public Employment Programs | | Code Class # of Parcels % VAL'N | | Tax Title Liens | |
| MUNICIPAL FUNCTIONS | | 1 Vacant Land 156 1.61 | | Foreclosed Property | |
| CAPITAL IMPROVEMENTS | | 2 Residential 1879 73.08 | | Emergencies & Other Deferred Charges | |
| DEBT SERVICE | | 3 Farm 190 20.71 | | State and Federal Aid Receivable | |
| Principal Payments | | 4a Commercial 190 20.71 | | Other Receivables | |
| Interest Payments | | 4b Industrial 41 4.60 | | Total | |
| DEFERRED CHARGES | | 4c Apartments 2266 | | LIABILITIES, RESERVES, AND SURPLUS | |
| SCHOOL, COUNTY, SPECIAL DISTRICT TAXES | | Land Area 1.76 Sq. Miles | | Cash Liabilities | |
| RESERVE FOR UNCOLLECTED TAXES | | Net Valuation Taxable-Municipal | | Reserves for Receivables | |
| EXPENDITURES | | Net Valuation Taxable-County | | Surplus Dec. 31, 1985 | |
| TOTAL | | State Equalized Valuation | | Total | |
| | | State Equalization Ratio | | | |

1110
 Population 1980 **13,683**
 Population 1985 **14,202**
 S & P Rating **AA**
 Moody Rating **AA1**

General Tax Rate Per \$100. **2.48**
 State Equalized Tax Rate **1.82**

PRINCETON TOWNSHIP – MERCER COUNTY
Form of Government:
Township Committee
Number of Members on Governing Body – 5

PER CAPITA:
 Gross Debt **926.41**
 Net Debt **416.02**
 Debt Service **58.57**
 Total Tax Levy **1,180.54**
 Municipal Expenditures **538.85**

PER CENT:
 Gross Debt **1.63**
 Net Debt **.73**
 Tax Levy Collected **97.26**
 Tax Levy Cancelled, Abated or Adjusted **.13**

| EXPENDITURES | | REVENUES-REALIZED | | 1985 PROPERTY TAX | |
|--|---------------|--|--|---|--------------------|
| GENERAL GOVERNMENT | | | | STATE EQUALIZED TAX RATE \rightarrow | |
| Governing Body & Public Boards | 94,660.00 | 1985 Property Taxes Collected | | Local District School Taxes | |
| Municipal Clerk | 15,701.00 | 16,311,166.46 | | Regional & Consolidated School Tax | .85 7,694,527.18 |
| Financial Administration | 79,810.00 | 1985 Payments in Lieu of Taxes | | School Taxes in Municipal Budget | |
| Assessment of Taxes | 27,642.00 | Delinquent Tax & Lien Collections | | County Taxes | .67 6,108,543.36 |
| Collection of Taxes | 78,568.50 | Business Personalty Replacement Taxes | | County Library Taxes | |
| Planning, Housing & Development | 160,717.00 | Taxes from Public Utilities | | Local Municipal Purpose Taxes | .29 2,650,000.00 |
| Human Resources | 212,046.00 | Other Miscellaneous Tax Revenues | | Veteran & Senior Citizen Taxes | 64,700.00 |
| Elections | 4,425.00 | State Aid Revenues | | Total Taxes for Rate Computation | 1.81 16,517,770.54 |
| General Administration (other) | 974,090.00 | Federal Aid Revenues | | Special District Taxes | 69,831.48 |
| JUDICIARY | | State and Local Fiscal Assistance Act Utilized | | Bank Corp. Taxes | 21,504.72 |
| Municipal Courts | 49,515.00 | Sale of Acquired Property | | Added and Omitted Taxes | 221,553.44 |
| PUBLIC SAFETY | | Other Miscellaneous Revenues | | Total Taxes Levied - ABSTRACT | 16,765,960.18 |
| Fire Protection | 135,291.00 | Total | | Total Taxes Billed | 16,770,564.73 |
| Police Protection | 1,070,250.11 | Prior Years Surplus Appropriated | | 1985 TAXES COLLECTED | 16,311,166.46 |
| Civil Defense & Disaster Control | 200.00 | REVENUES | | 1985 Taxes Cancelled, Abated or Adjusted | 21,571.04 |
| Environmental Inspection & Control | 61,627.00 | Reserve For Uncollected Taxes | | Transfer to Tax Title Liens or Foreclosed | 4,426.62 |
| Other Public Safety | | TOTAL | | Balance Outstanding Dec. 31, 1985 | 433,400.61 |
| PUBLIC WORKS | | CAPITAL OUTLAY | | PRIOR YEARS TAXES OUTSTANDING | |
| Streets and Drainage | 505,591.00 | Public Enterprises | | Balance January 1, 1985 | 726,914.48 |
| Sewers and Sewage Processing | 1,084,893.00 | Recreation—Culture | | Collected in 1985 | 547,892.89 |
| Garbage and Trash Disposal | 64,875.00 | Public Works | | Cancelled, Abated or Adjusted 1985 | |
| Public Buildings and Grounds | 95,391.00 | Buildings and Grounds | | Transfers to Tax Title Liens or Foreclosed | |
| Other Public Works | | Library and Education | | Balance December 31, 1985 | 179,021.59 |
| HEALTH and WELFARE | | Conservation | | TAX TITLE LIENS OUTSTANDING | |
| Health Services Except Environmental | 108,273.00 | All Other | | Balance January 1, 1985 | 23,955.37 |
| Welfare-Public Assistance | 40,560.00 | CAPITAL DEBT AUTHORIZED, DECEMBER 31, 1985 | | Transfer From Taxes | 4,426.62 |
| Hospitals, Clinics, First Aid | | ISSUED AND UNISSUED | | Redeemed in 1985 | 11,784.53 |
| Animal, Insect, & Rodent Control | 2.07 | GROSS DEBT | | Cancelled, Abated or Adjusted (1985) | |
| Other Welfare Services | | NET DEBT | | Transfers to Foreclosed Property | |
| RECREATION and CONSERVATION | | SCHOOL | | Balance December 31, 1985 | 16,597.46 |
| Beaches and Boardwalks | | Self-Liquidating | | PROPERTY ACQUIRED BY DEED OR FORECLOSURE | |
| Parks, Playgrounds, Shade Trees | 3,850.00 | Other | | Balance January 1, 1985 | |
| Land Reclamation & Conservation | 1,700.00 | Total | | Transfers From Taxes or Liens | |
| Other Recreational Services | 227,472.00 | ISSUED AND OUTSTANDING | | Sale for Cash (1985) | |
| EDUCATION (excluding schools) | | SCHOOL | | Cancelled, Abated or Adjusted (1985) | |
| Libraries | 458,308.00 | Self-Liquidating | | Balance December 31, 1985 | |
| Other Educational Services | 9,500.00 | Other | | CURRENT FINANCES DECEMBER 31, 1985 | |
| STATUTORY EXPENDITURES | | Total | | ASSETS | |
| Pensions & F. I. C. A. | 297,202.89 | EQUALIZED VALUATION BASIS | | Cash Dec. 31, 1985 | 3,388,241.78 |
| Employee Fringe Benefits | | FOR NET DEBT COMPUTATION | | Taxes Receivable | 612,422.20 |
| Other Statutory Expenditures | 1,000.00 | REAL PROPERTY VALUATIONS | | Tax Title Liens | 16,597.46 |
| CETA And Other Public Employment Programs | | Code Class # of Parcels % VAL'N | | Foreclosed Property | |
| MUNICIPAL FUNCTIONS | | ASSESSED VALUATION | | Emergencies & Other Deferred Charges | |
| CAPITAL IMPROVEMENTS | 125,000.00 | 1 Vacant Land 465 3.88 | | State and Federal Aid Receivable | 10,396.89 |
| DEBT SERVICE | | 2 Residential 3580 84.84 | | Other Receivables | 50,487.24 |
| Principal Payments | 559,354.55 | 3 Farm 65 2.05 | | Total | 4,078,145.57 |
| Interest Payments | 272,443.62 | 4a Commercial 82 5.69 | | LIABILITIES, RESERVES, AND SURPLUS | |
| | | 4b Industrial 2 .27 | | Cash Liabilities | 1,465,898.49 |
| | | 4c Apartments 6 3.27 | | Reserves for Receivables | 679,506.90 |
| | | Total 4200 | | Surplus Dec. 31, 1985 | 1,932,740.18 |
| DEFERRED CHARGES | | Land Area 16.25 Sq. Miles | | Total | 4,078,145.57 |
| SCHOOL, COUNTY, SPECIAL DISTRICT TAXES | 13,872,902.02 | Net Valuation Taxable-Municipal | | | |
| RESERVE FOR UNCOLLECTED TAXES | 812,738.00 | Net Valuation Taxable-County | | | |
| EXPENDITURES | | State Equalized Valuation | | | |
| TOTAL | 21,525,598.76 | State Equalization Ratio | | | |

1610
Population 1980 5,142
Population 1985 5,225
S & P Rating
Moody Rating

General Tax Rate Per \$100. 6.93
State Equalized Tax Rate 2.38

PROSPECT PARK BOROUGH - PASSAIC CO.
Form of Government:
Borough Council
Number of Members on Governing Body - 6

PER CAPITA:
Gross Debt 134.23
Net Debt 80.77
Debt Service 15.28
Total Tax Levy 433.65
Municipal Expenditures 198.94
PER CENT:
Gross Debt .82
Net Debt .50
Tax Levy Collected 99.45
Tax Levy Cancelled, Abated or Adjusted .05

| EXPENDITURES | | REVENUES-REALIZED | | 1985 PROPERTY TAX | |
|---|--------------|--|---------------|--|--------------|
| GENERAL GOVERNMENT | | | | STATE EQUALIZED TAX RATE | |
| Governing Body & Public Boards | | 1985 Property Taxes Collected | 2,237,967.61 | Local District School Taxes .67 | 636,938.00 |
| Municipal Clerk | | 1985 Payments in Lieu of Taxes | 11,964.02 | Regional & Consolidated School Tax .52 | 490,154.92 |
| Financial Administration | 6,700.00 | Delinquent Tax & Lien Collections | 52,735.96 | School Taxes in Municipal Budget | |
| Assessment of Taxes | 10,300.00 | Business Personalty Replacement Taxes | 171,413.00 | County Taxes .59 | 556,731.24 |
| Collection of Taxes | 13,500.00 | Taxes from Public Utilities | 109,297.40 | County Library Taxes | |
| Planning, Housing & Development | 800.00 | Other Miscellaneous Tax Revenues | 21,493.61 | Local Municipal Purpose Taxes .60 | 566,349.31 |
| Human Resources | | State Aid Revenues | 82,015.14 | Veteran & Senior Citizen Taxes | 61,300.00 |
| Elections | | Federal Aid Revenues | 2,686,886.74 | Total Taxes for Rate Computation 2.38 | 2,311,473.47 |
| General Administration (other) | 95,405.00 | State and Local Fiscal Assistance Act Utilized | 68,800.00 | Special District Taxes | |
| JUDICIARY | | Sale of Acquired Property | 2,755,686.74 | Bank Corp. Taxes | 15,652.52 |
| Municipal Courts | 22,500.00 | Other Miscellaneous Revenues | 45,138.23 | Added and Omitted Taxes | |
| PUBLIC SAFETY | | Total | | Total Taxes Levied - ABSTRACT | 2,265,825.99 |
| Fire Protection | 20,750.00 | Prior Years Surplus Appropriated | | Total Taxes Billed | 2,250,370.45 |
| Police Protection | 309,120.01 | REVENUES | | 1985 TAXES COLLECTED | 2,237,967.61 |
| Civil Defense & Disaster Control | 556.67 | Reserve For Uncollected Taxes | | 1985 Taxes Cancelled, Abated or Adjusted | 1,150.00 |
| Environmental Inspection & Control | 9,000.00 | | | Transfer to Tax Title Liens or Foreclosed | 3,936.24 |
| Other Public Safety | | | | Balance Outstanding Dec. 31, 1985 | 7,316.60 |
| PUBLIC WORKS | | CAPITAL OUTLAY | | PRIOR YEARS TAXES OUTSTANDING | |
| Streets and Drainage | 107,588.20 | Public Enterprises | | Balance January 1, 1985 | 6,264.11 |
| Sewers and Sewage Processing | 51,795.15 | Recreation—Culture | | Collected in 1985 | 6,261.27 |
| Garbage and Trash Disposal | 152,800.00 | Public Works | | Cancelled, Abated or Adjusted 1985 | |
| Public Buildings and Grounds | 27,800.00 | Buildings and Grounds | | Transfers to Tax Title Liens or Foreclosed | |
| Other Public Works | | Library and Education | | Balance December 31, 1985 | 2.84 |
| HEALTH and WELFARE | | Conservation | | TAX TITLE LIENS OUTSTANDING | |
| Health Services Except Environmental | 14,900.00 | All Other | | Balance January 1, 1985 | 18,189.74 |
| Welfare-Public Assistance | 3,200.00 | | | Transfer From Taxes | 3,936.24 |
| Hospitals, Clinics, First Aid | | CAPITAL DEBT AUTHORIZED, DECEMBER 31, 1985 | | Redeemed in 1985 | 5,702.75 |
| Animal, Insect, & Rodent Control | | ISSUED AND UNISSUED | | Cancelled, Abated or Adjusted (1985) | |
| Other Welfare Services | | School | 279,357 | Transfers to Foreclosed Property | |
| RECREATION and CONSERVATION | | Self-liquidating | 422,000 | Balance December 31, 1985 | 16,423.23 |
| Beaches and Boardwalks | | Other | 422,000 | PROPERTY ACQUIRED BY DEED OR | |
| Parks, Playgrounds, Shade Trees | | Total | 701,357 | FORECLOSURE | |
| Land Reclamation & Conservation | | | | Balance January 1, 1985 | 250.00 |
| Other Recreational Services | 1,153.63 | ISSUED AND OUTSTANDING | | Transfers From Taxes or Liens | |
| EDUCATION (excluding schools) | | School | 279,357.76 | Sale for Cash (1985) | |
| Libraries | | Self-liquidating | 392,000.00 | Cancelled, Abated or Adjusted (1985) | |
| Other Educational Services | | Other | 671,357.76 | Balance December 31, 1985 | 250.00 |
| STATUTORY EXPENDITURES | | Total | | CURRENT FINANCES DECEMBER 31, 1985 | |
| Pensions & F. I. C. A. | 45,594.95 | EQUALIZED VALUATION BASIS | | ASSETS | |
| Employee Fringe Benefits | 21,000.00 | FOR NET DEBT COMPUTATION | 85,142,816 | Cash Dec. 31, 1985 | 253,258.09 |
| Other Statutory Expenditures | 1.00 | REAL PROPERTY VALUATIONS | | Taxes Receivable | 7,319.44 |
| CETA And Other Public Employment Programs | | Code Class # of Parcels % VAL'N | | Tax Title Liens | 16,423.23 |
| MUNICIPAL FUNCTIONS | | 1 Vacant Land 27 1.06 | 341,700.00 | Foreclosed Property | 250.00 |
| CAPITAL IMPROVEMENTS | *MEMO* | 2 Residential 1069 84.02 | 27,100,700.00 | Emergencies & Other Deferred Charges | |
| DEBT SERVICE | | 3 Farm | | State and Federal Aid Receivable | 563,546.45 |
| Principal Payments | 35,000.00 | 4a Commercial 74 12.98 | 4,185,600.00 | Other Receivables | 16,437.09 |
| Interest Payments | 44,835.00 | 4b Industrial 3 1.82 | 587,500.00 | Total | 857,234.30 |
| DEFERRED CHARGES | | 4c Apartments 1 .13 | 41,400.00 | LIABILITIES, RESERVES, AND SURPLUS | |
| SCHOOL, COUNTY, SPECIAL DISTRICT TAXES | | Total 1174 | 32,256,900.00 | Cash Liabilities | 82,608.10 |
| RESERVE FOR UNCOLLECTED TAXES | | Land Area .45 Sq. Miles | | Reserves for Receivables | 40,330.76 |
| EXPENDITURES | | Net Valuation Taxable-Municipal | 32,472,878 | Surplus Dec. 31, 1985 | 734,295.44 |
| TOTAL | 2,723,262.00 | Net Valuation Taxable-County | 87,299,482 | Total | 857,234.30 |
| | | State Equalized Valuation | 94,204,614 | | |
| | | State Equalization Ratio | 34.32 | | |

1711

Population 1980 **2,887**
 Population 1985 **2,871**
 S & P Rating
 Moody Rating

General Tax Rate Per \$100.

1.92

State Equalized Tax Rate

2.15

QUINTON TOWNSHIP - SALEM COUNTY
Form of Government:
Township Committee
Number of Members on Governing Body - 3

PER CAPITA:

Gross Debt **312.09**
 Net Debt **48.76**
 Debt Service
 Total Tax Levy **386.30**
 Municipal Expenditures **246.15**

PER CENT:

Gross Debt **2.06**
 Net Debt **.32**
 Tax Levy Collected **78.18**
 Tax Levy Cancelled, Abated
 or Adjusted **1.53**

| EXPENDITURES | | REVENUES-REALIZED | | 1985 PROPERTY TAX | |
|---|---------------------|--|--|---|-------------------|
| GENERAL GOVERNMENT | | | | STATE EQUALIZED TAX RATE → 1.40 | |
| Governing Body & Public Boards | 10,200.00 | 1985 Property Taxes Collected | | Local District School Taxes | 720,773.38 |
| Municipal Clerk | 3,800.00 | 1985 Payments in Lieu of Taxes | | Regional & Consolidated School Tax | |
| Financial Administration | 18,562.00 | Delinquent Tax & Lien Collections | | School Taxes in Municipal Budget | |
| Assessment of Taxes | 5,800.00 | Business Personalty Replacement Taxes | | County Taxes | 381,622.96 |
| Collection of Taxes | 14,600.00 | Taxes from Public Utilities | | County Library Taxes | |
| Planning, Housing & Development | 6,151.75 | Other Miscellaneous Tax Revenues | | Local Municipal Purpose Taxes | |
| Human Resources | | State Aid Revenues | | Veteran & Senior Citizen Taxes | 40,550.00 |
| Elections | | Federal Aid Revenues | | Total Taxes for Rate Computation | 2.14 1,142,946.34 |
| General Administration (other) | 40,178.00 | State and Local Fiscal Assistance Act Utilized | | Special District Taxes | |
| JUDICIARY | | Sale of Acquired Property | | Bank Corp. Taxes | 14.91 |
| Municipal Courts | 9,720.25 | Other Miscellaneous Revenues | | Added and Omitted Taxes | 6,646.08 |
| PUBLIC SAFETY | | Total | | Total Taxes Levied - ABSTRACT | 1,109,057.33 |
| Fire Protection | 61,415.00 | Prior Years Surplus Appropriated | | Total Taxes Billed | 1,110,654.82 |
| Police Protection | 7,500.00 | REVENUES TOTAL | | 1985 TAXES COLLECTED | 868,363.70 |
| Civil Defense & Disaster Control | 5,400.00 | Reserve For Uncollected Taxes | | 1985 Taxes Cancelled, Abated or Adjusted | 16,990.06 |
| Environmental Inspection & Control | 9,700.00 | CAPITAL OUTLAY TOTAL | | Transfer to Tax Title Liens or Foreclosed | 36,524.12 |
| Other Public Safety | | | | Balance Outstanding Dec. 31, 1985 | 188,776.94 |
| PUBLIC WORKS | | | | PRIOR YEARS TAXES OUTSTANDING | |
| Streets and Drainage | 159,201.00 | Public Enterprises | | Balance January 1, 1985 | 190,770.29 |
| Sewers and Sewage Processing | 5,000.00 | Recreation—Culture | | Collected in 1985 | 163,497.06 |
| Garbage and Trash Disposal | 29,700.00 | Public Works | | Cancelled, Abated or Adjusted 1985 | 266.00 |
| Public Buildings and Grounds | 29,565.00 | Buildings and Grounds | | Transfers to Tax Title Liens or Foreclosed | 11,006.84 |
| Other Public Works | | Library and Education | | Balance December 31, 1985 | 16,000.39 |
| HEALTH and WELFARE | | Conservation | | TAX TITLE LIENS OUTSTANDING | |
| Health Services Except Environmental | 1,840.00 | All Other | | Balance January 1, 1985 | 274,970.19 |
| Welfare-Public Assistance | 4,600.00 | CAPITAL DEBT AUTHORIZED, DECEMBER 31, 1985 | | Transfer From Taxes | 49,515.52 |
| Hospitals, Clinics, First Aid | 1,500.00 | ISSUED AND UNISSUED GROSS DEBT NET DEBT | | Redeemed in 1985 | 30,406.70 |
| Animal, Insect, & Rodent Control | 5,000.00 | School 756,000 | | Cancelled, Abated or Adjusted (1985) | |
| Other Welfare Services | | Self-liquidating | | Transfers to Foreclosed Property | |
| RECREATION and CONSERVATION | | Other 140,000 | | Balance December 31, 1985 | 294,079.01 |
| Beaches and Boardwalks | | Total 896,000 | | PROPERTY ACQUIRED BY DEED OR | |
| Parks, Playgrounds, Shade Trees | | | | FORECLOSURE | |
| Land Reclamation & Conservation | | | | Balance January 1, 1985 | 100,344.54 |
| Other Recreational Services | 8,500.00 | | | Transfers From Taxes or Liens | |
| EDUCATION (excluding schools) | | | | Sale for Cash (1985) | |
| Libraries | | | | Cancelled, Abated or Adjusted (1985) | |
| Other Educational Services | | | | Balance December 31, 1985 | 100,344.54 |
| STATUTORY EXPENDITURES | | | | CURRENT FINANCES DECEMBER 31, 1985 | |
| Pensions & F. I. C. A. | 7,100.00 | | | ASSETS | |
| Employee Fringe Benefits | | | | Cash Dec. 31, 1985 | 668,491.07 |
| Other Statutory Expenditures | 1,000.00 | | | Taxes Receivable | 204,777.33 |
| CETA And Other Public Employment Programs | | | | Tax Title Liens | 294,079.01 |
| MUNICIPAL FUNCTIONS TOTAL | 446,033.00 | | | Foreclosed Property | 100,344.54 |
| CAPITAL IMPROVEMENTS *MEMO* | | | | Emergencies & Other Deferred Charges | 9,587.28 |
| DEBT SERVICE | | | | State and Federal Aid Receivable | |
| Principal Payments | | | | Other Receivables | 3,253.67 |
| Interest Payments | | | | Total | 1,280,532.90 |
| DEFERRED CHARGES | 2,671.87 | | | LIABILITIES, RESERVES, AND SURPLUS | |
| SCHOOL, COUNTY, SPECIAL DISTRICT TAXES | 1,102,396.34 | | | Cash Liabilities | 252,499.78 |
| RESERVE FOR UNCOLLECTED TAXES | 258,000.00 | | | Reserves for Receivables | 602,454.55 |
| EXPENDITURES TOTAL | 1,809,101.21 | | | Surplus Dec. 31, 1985 | 425,578.57 |
| | | | | Total | 1,280,532.90 |

2013
Population 1980 26,723
Population 1985 26,656
S & P Rating
Moody Rating A1

General Tax Rate Per \$100. 5.55
State Equalized Tax Rate 2.84

RAHWAY CITY - UNION COUNTY
Form of Government:
Mayor-Council Plan F (OMCL 50)
Number of Members on Governing Body - 9

PER CAPITA:
Gross Debt 492.32
Net Debt 222.58
Debt Service 31.11
Total Tax Levy 753.79
Municipal Expenditures 483.76
PER CENT:
Gross Debt 2.10
Net Debt .95
Tax Levy Collected 98.31
Tax Levy Cancelled, Abated or Adjusted .04

| EXPENDITURES | | REVENUES-REALIZED | | 1985 PROPERTY TAX | |
|--|---------------|---|----------------|---|--------------------|
| GENERAL GOVERNMENT | | | | STATE EQUALIZED TAX RATE | |
| Governing Body & Public Boards | 14,675.00 | 1985 Property Taxes Collected | 19,738,688.33 | Local District School Taxes | 1.32 9,280,441.00 |
| Municipal Clerk | 109,519.00 | 1985 Payments in Lieu of Taxes | 304,756.97 | Regional & Consolidated School Tax | 22,900.00 |
| Financial Administration | 199,302.00 | Delinquent Tax & Lien Collections | 540,552.84 | School Taxes in Municipal Budget | 3,571,290.80 |
| Assessment of Taxes | 175,556.00 | Business Personalty Replacement Taxes | 832,773.64 | County Taxes | .51 |
| Collection of Taxes | | Taxes from Public Utilities | 1,637,835.00 | County Library Taxes | |
| Planning, Housing & Development | 20,974.00 | Other Miscellaneous Tax Revenues | | Local Municipal Purpose Taxes | 1.01 7,143,937.56 |
| Human Resources | 113,672.00 | State Aid Revenues | 726,312.56 | Veteran & Senior Citizen Taxes | 347,100.00 |
| Elections | | Federal Aid Revenues | | Total Taxes for Rate Computation | 2.84 20,365,669.36 |
| General Administration (other) | 474,604.00 | State and Local Fiscal Assistance Act Utilized | 295,420.80 | Special District Taxes | |
| JUDICIARY | 149,022.18 | Sale of Acquired Property | | Bank Corp. Taxes | 23,737.83 |
| Municipal Courts | | Other Miscellaneous Revenues | 1,252,203.59 | Added and Omitted Taxes | 50,654.85 |
| PUBLIC SAFETY | 2,049,946.00 | Total | 25,328,543.73 | Total Taxes Levied - ABSTRACT | 20,092,962.04 |
| Fire Protection | 2,729,877.58 | Prior Years Surplus Appropriated | 200,000.00 | Total Taxes Billed | 20,078,878.80 |
| Police Protection | 8,887.00 | REVENUES | 25,528,543.73 | 1985 TAXES COLLECTED | 19,738,688.33 |
| Civil Defense & Disaster Control | 236,447.00 | Reserve For Uncollected Taxes | 480,802.09 | 1985 Taxes Cancelled, Abated or Adjusted | 8,298.92 |
| Environmental Inspection & Control | | CAPITAL OUTLAY | 220,300.31 | Transfer to Tax Title Liens or Foreclosed | 50,366.59 |
| Other Public Safety | | Total | 8,932.34 | Balance Outstanding Dec. 31, 1985 | 281,524.96 |
| PUBLIC WORKS | 1,502,857.42 | Public Enterprises | | PRIOR YEARS TAXES OUTSTANDING | |
| Streets and Drainage | 858,840.67 | Recreation—Culture | 172,769.49 | Balance January 1, 1985 | 359,151.92 |
| Garbage and Trash Disposal | 15,870.00 | Public Works | 38,598.48 | Collected in 1985 | 354,514.86 |
| Public Buildings and Grounds | 20,000.00 | Buildings and Grounds | | Cancelled, Abated or Adjusted 1985 | |
| Other Public Works | | Library and Education | | Transfers to Tax Title Liens or Foreclosed | 4,044.44 |
| HEALTH and WELFARE | 323,842.00 | Conservation | | Balance December 31, 1985 | 592.62 |
| Health Services Except Environmental | 16,500.00 | All Other | | TAX TITLE LIENS OUTSTANDING | |
| Welfare-Public Assistance | 2,000.00 | CAPITAL DEBT AUTHORIZED, DECEMBER 31, 1985 | | Balance January 1, 1985 | 322,428.16 |
| Hospitals, Clinics, First Aid | 13,504.00 | ISSUED AND UNISSUED | | Transfer From Taxes | 54,967.91 |
| Animal, Insect, & Rodent Control | | School | 3,919,000 | Redeemed in 1985 | 186,037.98 |
| Other Welfare Services | | Self-liquidating | 3,269,400 | Cancelled, Abated or Adjusted (1985) | |
| RECREATION and CONSERVATION | 126,424.00 | Other | 5,934,755 | Transfers to Foreclosed Property | |
| Beaches and Boardwalks | | Total | 13,123,155 | Balance December 31, 1985 | 191,358.09 |
| Parks, Playgrounds, Shade Trees | | ISSUED AND OUTSTANDING | | PROPERTY ACQUIRED BY DEED OR FORECLOSURE | |
| Land Reclamation & Conservation | | School | 3,919,000.00 | Balance January 1, 1985 | 1,019,500.00 |
| Other Recreational Services | | Self-Liquidating | 1,969,000.00 | Transfers From Taxes or Liens | |
| EDUCATION (excluding schools) | 269,034.00 | Other | 5,460,500.00 | Sole for Cash (1985) | 241,166.00 |
| Libraries | | Total | 11,348,500.00 | Cancelled, Abated or Adjusted (1985) | 28,034.00 |
| Other Educational Services | | EQUALIZED VALUATION BASIS | | Balance December 31, 1985 | 750,300.00 |
| STATUTORY EXPENDITURES | 1,181,325.69 | FOR NET DEBT COMPUTATION | 624,437,915 | CURRENT FINANCES DECEMBER 31, 1985 | |
| Pensions & F. I. C. A. | 383,167.00 | REAL PROPERTY VALUATIONS | | ASSETS | |
| Employee Fringe Benefits | 20,000.00 | Code Class # of Parcels % VAL'N | | Cash Dec. 31, 1985 | 1,129,762.51 |
| Other Statutory Expenditures | | 1 Vacant Land 580 1.54 | 5,445,400.00 | Taxes Receivable | 282,117.58 |
| CETA And Other Public Employment Programs | 11,585,130.54 | 2 Residential 6894 63.32 | 223,186,400.00 | Tax Title Liens | 191,358.09 |
| MUNICIPAL FUNCTIONS | 19,500.00 | 3 Farm | | Foreclosed Property | 750,300.00 |
| CAPITAL IMPROVEMENTS | *MEMO* | 4a Commercial 437 10.76 | 37,942,200.00 | Emergencies & Other Deferred Charges | 80,000.00 |
| DEBT SERVICE | 279,000.00 | 4b Industrial 139 20.95 | 73,833,500.00 | State and Federal Aid Receivable | 43,479.88 |
| Principal Payments | 550,201.79 | 4c Apartments 67 3.43 | 12,092,600.00 | Other Receivables | 122,745.84 |
| Interest Payments | 30,160.00 | Total 8117 | 352,500,100.00 | Total | 2,599,763.90 |
| TYPE I SCHL DEBT | *MEMO* | Land Area 4.00 Sq. Miles | | LIABILITIES, RESERVES, AND SURPLUS | |
| DEFERRED CHARGES | 12,874,631.80 | Net Valuation Taxable-Municipal | 360,868,900 | Cash Liabilities | 719,042.95 |
| SCHOOL, COUNTY, SPECIAL DISTRICT TAXES | 480,802.09 | Net Valuation Taxable-County | 654,798,824 | Reserves for Receivables | 1,346,521.51 |
| RESERVE FOR UNCOLLECTED TAXES | 25,769,766.22 | State Equalized Valuation | 698,401,103 | Surplus Dec. 31, 1985 | 534,199.44 |
| EXPENDITURES | TOTAL | State Equalization Ratio | 51.15 | Total | 2,599,763.90 |

1985/3000

* ABOVE DEBT SERVICE INCLUDES TYPE I SCHOOL DEBT

0248
Population 1980 12,899
Population 1985 13,161
S & P Rating
Moody Rating A1

General Tax Rate Per \$100.

4.22
State Equalized Tax Rate
2.20

RAMSEY BOROUGH - BERGEN COUNTY
Form of Government:
Borough Council
Number of Members on Governing Body - 6

PER CAPITA:
Gross Debt 907.77
Net Debt 667.52
Debt Service 110.97
Total Tax Levy 1,286.12
Municipal Expenditures 567.35
PER CENT:
Gross Debt 1.82
Net Debt 1.34
Tax Levy Collected 96.79
Tax Levy Cancelled, Abated or Adjusted .08

| EXPENDITURES | | REVENUES-REALIZED | | 1985 PROPERTY TAX | |
|---|---------------|--|--------------------|--|---------------|
| GENERAL GOVERNMENT | | | | STATE EQUALIZED TAX RATE | 1.30 |
| Governing Body & Public Boards | | 1985 Property Taxes Collected | 16,376,676.92 | Local District School Taxes | 9,967,287.00 |
| Municipal Clerk | | 1985 Payments in Lieu of Taxes | | Regional & Consolidated School Tax | |
| Financial Administration | | Delinquent Tax & Lien Collections | 436,330.45 | School Taxes in Municipal Budget | |
| Assessment of Taxes | 47,700.00 | Business Personalty Replacement Taxes | 232,051.52 | County Taxes | 2,722,198.59 |
| Collection of Taxes | 60,000.00 | Taxes from Public Utilities | 1,447,871.00 | County Library Taxes | |
| Planning, Housing & Development | 45,600.00 | Other Miscellaneous Tax Revenues | | Local Municipal Purpose Taxes | 4,085,969.19 |
| Human Resources | 10,250.00 | State Aid Revenues | 138,300.04 | Veteran & Senior Citizen Taxes | 74,500.00 |
| Elections | | Federal Aid Revenues | | Total Taxes for Rate Computation | 16,849,954.78 |
| General Administration (other) | 760,670.54 | State and Local Fiscal Assistance Act Utilized | 147,627.83 | Special District Taxes | |
| JUDICIARY | | Sale of Acquired Property | | Bank Corp. Taxes | 34,175.62 |
| Municipal Courts | 80,000.00 | Other Miscellaneous Revenues | 714,316.74 | Added and Omitted Taxes | 116,987.84 |
| PUBLIC SAFETY | | Total | 19,493,174.50 | Total Taxes Levied - ABSTRACT | 16,926,618.24 |
| Fire Protection | 88,100.00 | Prior Years Surplus Appropriated | 880,000.00 | Total Taxes Billed | 16,919,830.96 |
| Police Protection | 1,281,200.78 | REVENUES TOTAL | 20,373,174.50 | 1985 TAXES COLLECTED | 16,376,676.92 |
| Civil Defense & Disaster Control | 12,000.00 | Reserve For Uncollected Taxes | 818,672.94 | 1985 Taxes Cancelled, Abated or Adjusted | 12,982.72 |
| Environmental Inspection & Control | 74,741.00 | CAPITAL OUTLAY TOTAL | 537,014.83 | Transfer to Tax Title Liens or Foreclosed | 1,941.20 |
| Other Public Safety | | | | Balance Outstanding Dec. 31, 1985 | 528,230.12 |
| PUBLIC WORKS | | | | PRIOR YEARS TAXES OUTSTANDING | |
| Streets and Drainage | 440,588.50 | Public Enterprises | 1,856.51 | Balance January 1, 1985 | 438,271.92 |
| Sewers and Sewage Processing | 640,000.00 | Recreation—Culture | | Collected in 1985 | 434,945.49 |
| Garbage and Trash Disposal | 571,000.00 | Public Works | 513,623.22 | Cancelled, Abated or Adjusted 1985 | 3,326.43 |
| Public Buildings and Grounds | 64,595.00 | Buildings and Grounds | 21,535.10 | Transfers to Tax Title Liens or Foreclosed | |
| Other Public Works | 65,000.00 | Library and Education | | Balance December 31, 1985 | |
| HEALTH and WELFARE | | Conservation | | TAX TITLE LIENS OUTSTANDING | |
| Health Services Except Environmental | 100,774.00 | All Other | | Balance January 1, 1985 | 15,821.39 |
| Welfare-Public Assistance | 11,200.00 | CAPITAL DEBT AUTHORIZED, DECEMBER 31, 1985 | | Transfer From Taxes | 1,941.20 |
| Hospitals, Clinics, First Aid | | ISSUED AND UNISSUED | | Redeemed in 1985 | 1,384.96 |
| Animal, Insect, & Rodent Control | | School | 1,468,000 | Cancelled, Abated or Adjusted (1985) | |
| Other Welfare Services | | Self-liquidating | 941,800 | Transfers to Foreclosed Property | |
| RECREATION and CONSERVATION | | Other | 9,537,417 | Balance December 31, 1985 | 16,377.63 |
| Beaches and Boardwalks | | Total | 11,947,217 | PROPERTY ACQUIRED BY DEED OR | |
| Parks, Playgrounds, Shade Trees | 14,450.00 | ISSUED AND OUTSTANDING | | FORECLOSURE | |
| Land Reclamation & Conservation | 1,900.00 | School | 1,468,000.00 | Balance January 1, 1985 | 28,100.00 |
| Other Recreational Services | 44,309.00 | Self-Liquidating | 800,000.00 | Transfers From Taxes or Liens | |
| EDUCATION (excluding schools) | | Other | 8,024,317.00 | Sale for Cash (1985) | |
| Libraries | 200,000.00 | Total | 10,292,317.00 | Cancelled, Abated or Adjusted (1985) | |
| Other Educational Services | | EQUALIZED VALUATION BASIS | | Balance December 31, 1985 | 28,100.00 |
| STATUTORY EXPENDITURES | | FOR NET DEBT COMPUTATION | 655,486,409 | CURRENT FINANCES DECEMBER 31, 1985 | |
| Pensions & F. I. C. A. | 340,243.67 | REAL PROPERTY VALUATIONS | | ASSETS | |
| Employee Fringe Benefits | 177,000.00 | Code Class # of Parcels % VAL'N | ASSESSED VALUATION | Cash Dec. 31, 1985 | 2,338,363.50 |
| Other Statutory Expenditures | 15,000.00 | 1 Vacant Land 220 2.43 | 9,560,900.00 | Taxes Receivable | 528,230.12 |
| CETA And Other Public Employment Programs | | 2 Residential 3905 71.52 | 281,522,700.00 | Tax Title Liens | 16,377.63 |
| MUNICIPAL FUNCTIONS TOTAL | 5,146,322.49 | 3 Farm 7 .04 | 150,100.00 | Foreclosed Property | 28,100.00 |
| CAPITAL IMPROVEMENTS *MEMO* | 300,000.00 | 4a Commercial 181 14.90 | 58,661,600.00 | Emergencies & Other Deferred Charges | 144,000.00 |
| DEBT SERVICE | | 4b Industrial 25 9.06 | 35,669,000.00 | State and Federal Aid Receivable | 6,784.91 |
| Principal Payments | 759,401.00 | 4c Apartments 6 2.05 | 8,070,000.00 | Other Receivables | 158,029.25 |
| Interest Payments | 701,064.71 | Total 4344 | 393,634,300.00 | Total | 3,219,885.41 |
| DEFERRED CHARGES | 41,459.45 | Land Area 5.90 Sq. Miles | | LIABILITIES, RESERVES, AND SURPLUS | |
| SCHOOL, COUNTY, SPECIAL DISTRICT TAXES | 12,689,485.59 | Net Valuation Taxable-Municipal | 398,171,638 | Cash Liabilities | 1,010,364.01 |
| RESERVE FOR UNCOLLECTED TAXES | 818,672.94 | Net Valuation Taxable-County | 673,727,278 | Reserves for Receivables | 730,737.00 |
| EXPENDITURES TOTAL | 20,156,406.18 | State Equalized Valuation | 760,515,781 | Surplus Dec. 31, 1985 | 1,478,784.40 |
| | | State Equalization Ratio | 52.07 | Total | 3,219,885.41 |

1432
Population 1980 17,828
Population 1985 18,619
S & P Rating A+
Moody Rating A1

General Tax Rate Per \$100. 2.81
State Equalized Tax Rate 2.41

RANDOLPH TOWNSHIP – MORRIS COUNTY
Form of Government:
Council-Manager Plan E (OMCL 50)
Number of Members on Governing Body – 7

PER CAPITA:
Gross Debt 669.96
Net Debt 291.95
Debt Service 49.48
Total Tax Levy 999.33
Municipal Expenditures 418.35
PER CENT:
Gross Debt 1.86
Net Debt .81
Tax Levy Collected 98.00
Tax Levy Cancelled, Abated or Adjusted .29

| EXPENDITURES | | REVENUES-REALIZED | | 1985 PROPERTY TAX | |
|---|---------------|--|--|--|------|
| GENERAL GOVERNMENT | | | | STATE EQUALIZED TAX RATE | |
| Governing Body & Public Boards | | | | Local District School Taxes | 1.48 |
| Municipal Clerk | | | | Regional & Consolidated School Tax | |
| Financial Administration | 178,104.00 | 1985 Property Taxes Collected | | School Taxes in Municipal Budget | |
| Assessment of Taxes | 76,563.00 | 1985 Payments in Lieu of Taxes | | County Taxes | .35 |
| Collection of Taxes | 1,500.00 | Delinquent Tax & Lien Collections | | County Library Taxes | .01 |
| Planning, Housing & Development | 114,779.00 | Business Personality Replacement Taxes | | Local Municipal Purpose Taxes | .56 |
| Human Resources | 21,612.88 | Taxes from Public Utilities | | Veteran & Senior Citizen Taxes | |
| Elections | 4,750.00 | Other Miscellaneous Tax Revenues | | Total Taxes for Rate Computation | 2.40 |
| General Administration (other) | 881,468.00 | State Aid Revenues | | Special District Taxes | |
| JUDICIARY | | Federal Aid Revenues | | Bank Corp. Taxes | |
| Municipal Courts | 85,361.97 | State and Local Fiscal Assistance Act Utilized | | Added and Omitted Taxes | |
| PUBLIC SAFETY | | Sale of Acquired Property | | Total Taxes Levied - ABSTRACT | |
| Fire Protection | 163,850.00 | Other Miscellaneous Revenues | | Total Taxes Billed | |
| Police Protection | 1,501,215.82 | | | 1985 TAXES COLLECTED | |
| Civil Defense & Disaster Control | 1,350.00 | Prior Years Surplus Appropriated | | 1985 Taxes Cancelled, Abated or Adjusted | |
| Environmental Inspection & Control | 150,314.00 | REVENUES | | Transfer to Tax Title Liens or Foreclosed | |
| Other Public Safety | | Reserve For Uncollected Taxes | | Balance Outstanding Dec. 31, 1985 | |
| PUBLIC WORKS | | CAPITAL OUTLAY | | PRIOR YEARS TAXES OUTSTANDING | |
| Streets and Drainage | 738,273.00 | Public Enterprises | | Balance January 1, 1985 | |
| Sewers and Sewage Processing | 9,377.00 | Recreation—Culture | | Collected in 1985 | |
| Garbage and Trash Disposal | 532,544.72 | Public Works | | Cancelled, Abated or Adjusted 1985 | |
| Public Buildings and Grounds | 241,550.00 | Buildings and Grounds | | Transfers to Tax Title Liens or Foreclosed | |
| Other Public Works | 34,500.00 | Library and Education | | Balance December 31, 1985 | |
| HEALTH and WELFARE | | Conservation | | TAX TITLE LIENS OUTSTANDING | |
| Health Services Except Environmental | 128,100.00 | All Other | | Balance January 1, 1985 | |
| Welfare-Public Assistance | 38,995.00 | CAPITAL DEBT AUTHORIZED, DECEMBER 31, 1985 | | Transfer From Taxes | |
| Hospitals, Clinics, First Aid | | ISSUED AND UNISSUED | | Redeemed in 1985 | |
| Animal, Insect, & Rodent Control | 22,486.00 | SCHOOL | | Cancelled, Abated or Adjusted (1985) | |
| Other Welfare Services | | Self-liquidating | | Transfers to Foreclosed Property | |
| RECREATION and CONSERVATION | | Other | | Balance December 31, 1985 | |
| Beaches and Boardwalks | 111,150.00 | Total | | PROPERTY ACQUIRED BY DEED OR | |
| Parks, Playgrounds, Shade Trees | 31,214.92 | ISSUED AND OUTSTANDING | | FORECLOSURE | |
| Land Reclamation & Conservation | 362,801.00 | SCHOOL | | Balance January 1, 1985 | |
| Other Recreational Services | | Self-liquidating | | Transfers From Taxes or Liens | |
| EDUCATION (excluding schools) | | Other | | Sale for Cash (1985) | |
| Libraries | 168,950.00 | Total | | Cancelled, Abated or Adjusted (1985) | |
| Other Educational Services | 4,650.00 | EQUALIZED VALUATION BASIS | | Balance December 31, 1985 | |
| STATUTORY EXPENDITURES | | FOR NET DEBT COMPUTATION | | CURRENT FINANCES DECEMBER 31, 1985 | |
| Pensions & F. I. C. A. | 359,837.00 | REAL PROPERTY VALUATIONS | | ASSETS | |
| Employee Fringe Benefits | | Code Class # of Parcels % VAL'N | | Cash Dec. 31, 1985 | |
| Other Statutory Expenditures | | ASSESSSED VALUATION | | Taxes Receivable | |
| CETA And Other Public Employment Programs | 5,965,297.31 | 1 Vacant Land 767 7.03 | | Tax Title Liens | |
| MUNICIPAL FUNCTIONS | | 2 Residential 4511 73.97 | | Foreclosed Property | |
| CAPITAL IMPROVEMENTS | 87,085.00 | 3 Farm 72 .41 | | Emergencies & Other Deferred Charges | |
| DEBT SERVICE | | 4a Commercial 134 8.03 | | State and Federal Aid Receivable | |
| Principal Payments | 464,200.00 | 4b Industrial 28 5.36 | | Other Receivables | |
| Interest Payments | 457,040.36 | 4c Apartments 6 5.20 | | Total | |
| DEFERRED CHARGES | | Total 5518 | | LIABILITIES, RESERVES, AND SURPLUS | |
| SCHOOL, COUNTY, SPECIAL DISTRICT TAXES | 37,400.00 | Land Area 20.88 Sq. Miles | | Cash Liabilities | |
| RESERVE FOR UNCOLLECTED TAXES | 14,022,377.33 | Net Valuation Taxable-Municipal | | Reserves for Receivables | |
| EXPENDITURES | | Net Valuation Taxable-County | | Surplus Dec. 31, 1985 | |
| TOTAL | 21,811,648.52 | State Equalized Valuation | | Total | |
| | | State Equalization Ratio | | | |

1816

Population 1980 **6,128**
 Population 1985 **6,019**
 S & P Rating
 Moody Rating **A**

General Tax Rate Per \$100.

4.01
 State Equalized Tax Rate
2.43

RARITAN BOROUGH – SOMERSET COUNTY
Form of Government:
Borough Council
Number of Members on Governing Body – 6

PER CAPITA:

Gross Debt **551.30**
 Net Debt **448.17**
 Debt Service **59.71**
 Total Tax Levy **1,102.08**
 Municipal Expenditures **474.24**

PER CENT:

Gross Debt **1.36**
 Net Debt **1.10**
 Tax Levy Collected **98.39**
 Tax Levy Cancelled, Abated or Adjusted **.03**

| EXPENDITURES | | REVENUES-REALIZED | | 1985 PROPERTY TAX | |
|---|---------------------|--|-----------------------|--|---------------------|
| GENERAL GOVERNMENT | | | | STATE EQUALIZED TAX RATE \rightarrow | |
| Governing Body & Public Boards | | 1985 Property Taxes Collected | 6,525,403.95 | Local District School Taxes | |
| Municipal Clerk | | 1985 Payments in Lieu of Taxes | | Regional & Consolidated School Tax 1.49 | 4,069,433.66 |
| Financial Administration | 33,500.00 | Delinquent Tax & Lien Collections | 156,973.00 | School Taxes in Municipal Budget | |
| Assessment of Taxes | 12,400.00 | Business Personalty Replacement Taxes | 248,033.60 | County Taxes | .48 |
| Collection of Taxes | 20,200.00 | Taxes from Public Utilities | 401,395.00 | County Library Taxes | |
| Planning, Housing & Development | 11,085.00 | Other Miscellaneous Tax Revenues | | Local Municipal Purpose Taxes | .46 |
| Human Resources | | State Aid Revenues | 75,970.76 | Veteran & Senior Citizen Taxes | |
| Elections | 1,400.00 | Federal Aid Revenues | | Total Taxes for Rate Computation | 2.43 |
| General Administration (other) | 316,450.00 | State and Local Fiscal Assistance Act Utilized | 64,084.00 | Special District Taxes | |
| JUDICIARY | | Sole of Acquired Property | | Bank Corp. Taxes | 5,399.40 |
| Municipal Courts | 26,800.00 | Other Miscellaneous Revenues | 378,192.79 | Added and Omitted Taxes | 22,796.18 |
| PUBLIC SAFETY | | Total | 7,850,053.10 | Total Taxes Levied - ABSTRACT | 6,633,448.38 |
| Fire Protection | 54,150.00 | Prior Years Surplus Appropriated | 600,000.00 | Total Taxes Billed | 6,632,199.25 |
| Police Protection | 510,556.59 | REVENUES TOTAL | 8,450,053.10 | 1985 TAXES COLLECTED | 6,525,403.95 |
| Civil Defense & Disaster Control | 25.00 | Reserve For Uncollected Taxes | 265,300.00 | 1985 Taxes Cancelled, Abated or Adjusted | 1,732.73 |
| Environmental Inspection & Control | 21,425.00 | CAPITAL OUTLAY TOTAL | 411,285.17 | Transfer to Tax Title Liens or Foreclosed | 192.48 |
| Other Public Safety | | | | Balance Outstanding Dec. 31, 1985 | 104,870.09 |
| PUBLIC WORKS | | | | PRIOR YEARS TAXES OUTSTANDING | |
| Streets and Drainage | 189,450.00 | Public Enterprises | | Balance January 1, 1985 | 195,406.67 |
| Sewers and Sewage Processing | 407,000.00 | Recreation—Culture | | Collected in 1985 | 154,695.25 |
| Garbage and Trash Disposal | 209,000.00 | Public Works | 374,169.97 | Cancelled, Abated or Adjusted 1985 | |
| Public Buildings and Grounds | 23,370.00 | Buildings and Grounds | 31,940.20 | Transfers to Tax Title Liens or Foreclosed | |
| Other Public Works | 31,000.00 | Library and Education | 5,175.00 | Balance December 31, 1985 | 40,711.42 |
| HEALTH and WELFARE | | Conservation | | TAX TITLE LIENS OUTSTANDING | |
| Health Services Except Environmental | 26,800.00 | All Other | | Balance January 1, 1985 | 69,026.15 |
| Welfare-Public Assistance | 6,000.00 | CAPITAL DEBT AUTHORIZED, DECEMBER 31, 1985 | | Transfer From Taxes | 192.48 |
| Hospitals, Clinics, First Aid | | ISSUED AND UNISSUED GROSS DEBT NET DEBT | | Redeemed in 1985 | 2,277.75 |
| Animal, Insect, & Rodent Control | 4,500.00 | School 616,833 | | Cancelled, Abated or Adjusted (1985) | |
| Other Welfare Services | 500.00 | Self-liquidating | | Transfers to Foreclosed Property | |
| RECREATION and CONSERVATION | | Other | 2,701,435 | Balance December 31, 1985 | 66,940.88 |
| Beaches and Boardwalks | | Total | 3,318,269 | PROPERTY ACQUIRED BY DEED OR FORECLOSURE | |
| Parks, Playgrounds, Shade Trees | 37,500.00 | ISSUED AND OUTSTANDING | | Balance January 1, 1985 | 6,305.00 |
| Land Reclamation & Conservation | 350.00 | School | 616,833.24 | Transfers From Taxes or Liens | |
| Other Recreational Services | 5,000.00 | Self-Liquidating | | Sale for Cash (1985) | |
| EDUCATION (excluding schools) | | Other | 2,701,435.77 | Cancelled, Abated or Adjusted (1985) | |
| Libraries | 54,850.00 | Total | 3,318,269.01 | Balance December 31, 1985 | 6,305.00 |
| Other Educational Services | | EQUALIZED VALUATION BASIS | | CURRENT FINANCES DECEMBER 31, 1985 | |
| STATUTORY EXPENDITURES | | FOR NET DEBT COMPUTATION | 244,387,565 | ASSETS | |
| Pensions & F. I. C. A. | 147,000.00 | REAL PROPERTY VALUATIONS | | Cash Dec. 31, 1985 | 1,422,374.61 |
| Employee Fringe Benefits | 65,000.00 | Code Class # of Parcels % VAL'N | ASSESSED VALUATION | Taxes Receivable | 145,581.51 |
| Other Statutory Expenditures | 4,000.00 | 1 Vacant Land 105 1.25 | 2,038,720.00 | Tax Title Liens | 66,940.88 |
| CETA And Other Public Employment Programs | | 2 Residential 1605 48.61 | 79,580,000.00 | Foreclosed Property | 6,305.00 |
| MUNICIPAL FUNCTIONS TOTAL | 2,219,311.59 | 3 Farm 1 .02 | 31,100.00 | Emergencies & Other Deferred Charges | |
| CAPITAL IMPROVEMENTS *MEMO* | 17,000.00 | 4a Commercial 128 14.01 | 22,943,025.00 | State and Federal Aid Receivable | |
| DEBT SERVICE | | 4b Industrial 14 36.03 | 58,983,100.00 | Other Receivables | 82,169.99 |
| Principal Payments | 184,296.41 | 4c Apartments 1 .08 | 137,300.00 | Total | 1,723,371.99 |
| Interest Payments | 175,125.37 | Total 1854 | 163,713,245.00 | LIABILITIES, RESERVES, AND SURPLUS | |
| DEFERRED CHARGES | 10,440.22 | Land Area 2.00 Sq. Miles | | Cash Liabilities | 757,927.30 |
| SCHOOL, COUNTY, SPECIAL DISTRICT TAXES | 5,365,901.95 | Net Valuation Taxable-Municipal | 164,823,013 | Reserves for Receivables | 265,019.79 |
| RESERVE FOR UNCOLLECTED TAXES | 265,300.00 | Net Valuation Taxable-County | 257,590,315 | Surplus Dec. 31, 1985 | 700,424.90 |
| EXPENDITURES TOTAL | 8,220,375.54 | State Equalized Valuation | 271,649,165 | Total | 1,723,371.99 |
| | | State Equalization Ratio | 60.55 | | |

1021
Population 1980 8,292
Population 1985 10,053
S & P Rating
Moody Rating AAA

General Tax Rate Per \$100.
3.58
State Equalized Tax Rate
2.02

RARITAN TOWNSHIP - HUNTERDON CO.
Form of Government:
Township Committee
Number of Members on Governing Body - 5

PER CAPITA:
Gross Debt 759.00
Net Debt 519.85
Debt Service 67.09
Total Tax Levy 1,037.03
Municipal Expenditures 399.80
PER CENT:
Gross Debt 1.80
Net Debt 1.23
Tax Levy Collected 95.03
Tax Levy Cancelled, Abated or Adjusted 1.69

| EXPENDITURES | | REVENUES-REALIZED | | 1985 PROPERTY TAX | |
|---|---------------|--|----------------|--|---------------|
| GENERAL GOVERNMENT | | | | STATE EQUALIZED TAX RATE | |
| Governing Body & Public Boards | | 1985 Property Taxes Collected | 9,861,326.82 | Local District School Taxes | |
| Municipal Clerk | | 1985 Payments in Lieu of Taxes | | Regional & Consolidated School Tax | 1.31 |
| Financial Administration | 39,458.00 | Delinquent Tax & Lien Collections | 428,058.15 | School Taxes in Municipal Budget | |
| Assessment of Taxes | 65,443.00 | Business Personality Replacement Taxes | 318,030.64 | County Taxes | .43 |
| Collection of Taxes | 32,232.00 | Taxes from Public Utilities | 1,117,382.00 | County Library Taxes | .03 |
| Planning, Housing & Development | 120,553.00 | Other Miscellaneous Tax Revenues | | Local Municipal Purpose Taxes | .25 |
| Human Resources | | State Aid Revenues | 57,194.20 | Veteran & Senior Citizen Taxes | |
| Elections | 3,200.00 | Federal Aid Revenues | | Total Taxes for Rate Computation | 2.02 |
| General Administration (other) | 320,963.00 | State and Local Fiscal Assistance Act Utilized | 73,461.19 | Special District Taxes | |
| JUDICIARY | | Sale of Acquired Property | | Bank Corp. Taxes | 49,024.79 |
| Municipal Courts | 53,350.00 | Other Miscellaneous Revenues | 844,543.21 | Added and Omitted Taxes | 313,241.00 |
| PUBLIC SAFETY | | Total | 12,699,996.21 | Total Taxes Levied - ABSTRACT | 10,425,284.51 |
| Fire Protection | 80,326.00 | Prior Years Surplus Appropriated | 710,000.00 | Total Taxes Billed | 10,377,584.02 |
| Police Protection | 779,408.14 | REVENUES | 13,409,996.21 | 1985 TAXES COLLECTED | 9,861,326.82 |
| Civil Defense & Disaster Control | | Reserve For Uncollected Taxes | 416,586.25 | 1985 Taxes Cancelled, Abated or Adjusted | 175,133.02 |
| Environmental Inspection & Control | 125,005.00 | CAPITAL OUTLAY | 1,071,675.15 | Transfer to Tax Title Liens or Foreclosed | 3,368.78 |
| Other Public Safety | | Total | | Balance Outstanding Dec. 31, 1985 | 337,755.40 |
| PUBLIC WORKS | | | | PRIOR YEARS TAXES OUTSTANDING | |
| Streets and Drainage | 880,670.00 | Public Enterprises | | Balance January 1, 1985 | 466,412.52 |
| Sewers and Sewage Processing | | Recreation—Culture | | Collected in 1985 | 419,002.95 |
| Garbage and Trash Disposal | | Public Works | 1,043,030.00 | Cancelled, Abated or Adjusted 1985 | 3,403.63 |
| Public Buildings and Grounds | 105,816.00 | Buildings and Grounds | 28,645.15 | Transfers to Tax Title Liens or Foreclosed | .90 |
| Other Public Works | | Library and Education | | Balance December 31, 1985 | 44,005.04 |
| HEALTH and WELFARE | | Conservation | | TAX TITLE LIENS OUTSTANDING | |
| Health Services Except Environmental | 10,750.00 | All Other | | Balance January 1, 1985 | 27,538.05 |
| Welfare-Public Assistance | 7,700.00 | CAPITAL DEBT AUTHORIZED, DECEMBER 31, 1985 | | Transfer From Taxes | 3,369.68 |
| Hospitals, Clinics, First Aid | | ISSUED AND UNISSUED | | Redeemed in 1985 | 9,055.20 |
| Animal, Insect, & Rodent Control | | School | 2,404,155 | Cancelled, Abated or Adjusted (1985) | |
| Other Welfare Services | | Self-liquidating | | Transfers to Foreclosed Property | |
| RECREATION and CONSERVATION | | Other | 5,226,090 | Balance December 31, 1985 | 21,852.53 |
| Beaches and Boardwalks | 18,000.00 | Total | 7,630,245 | PROPERTY ACQUIRED BY DEED OR | |
| Parks, Playgrounds, Shade Trees | 1,260.00 | ISSUED AND OUTSTANDING | | FORECLOSURE | |
| Land Reclamation & Conservation | | School | 2,290,601.88 | Balance January 1, 1985 | |
| Other Recreational Services | | Self-liquidating | | Transfers From Taxes or Liens | |
| EDUCATION (excluding schools) | | Other | 5,170,000.00 | Sale for Cash (1985) | |
| Libraries | | Total | 7,460,601.88 | Cancelled, Abated or Adjusted (1985) | |
| Other Educational Services | 7,500.00 | EQUALIZED VALUATION BASIS | | Balance December 31, 1985 | |
| STATUTORY EXPENDITURES | | FOR NET DEBT COMPUTATION | 424,230,324 | CURRENT FINANCES DECEMBER 31, 1985 | |
| Pensions & F. I. C. A. | 183,000.00 | REAL PROPERTY VALUATIONS | | ASSETS | |
| Employee Fringe Benefits | 70,000.00 | Code Class # of Parcels % VAL'N | | Cash Dec. 31, 1985 | 2,497,235.74 |
| Other Statutory Expenditures | 12,000.00 | 1 Vacant Land 1120 6.05 | 16,851,800.00 | Taxes Receivable | 381,760.44 |
| CETA And Other Public Employment Programs | | 2 Residential 2768 58.82 | 163,957,900.00 | Tax Title Liens | 21,852.53 |
| MUNICIPAL FUNCTIONS | 2,916,634.14 | 3 Farm 584 5.96 | 16,623,600.00 | Foreclosed Property | |
| CAPITAL IMPROVEMENTS | 143,500.00 | 4a Commercial 158 14.12 | 39,363,700.00 | Emergencies & Other Deferred Charges | 960.46 |
| DEBT SERVICE | | 4b Industrial 24 15.06 | 41,970,000.00 | State and Federal Aid Receivable | 17,110.79 |
| Principal Payments | 175,000.00 | 4c Apartments | | Other Receivables | 13,213.34 |
| Interest Payments | 499,500.00 | Total | 4654 | Total | 2,932,133.30 |
| DEFERRED CHARGES | 11,424.49 | Land Area 38.60 Sq. Miles | | LIABILITIES, RESERVES, AND SURPLUS | |
| SCHOOL, COUNTY, SPECIAL DISTRICT TAXES | 8,796,925.10 | Net Valuation Taxable-Municipal | 281,126,900 | Cash Liabilities | 502,738.96 |
| RESERVE FOR UNCOLLECTED TAXES | 416,586.25 | Net Valuation Taxable-County | 456,641,535 | Reserves for Receivables | 416,826.31 |
| EXPENDITURES | | State Equalized Valuation | 496,978,805 | Surplus Dec. 31, 1985 | 2,012,568.03 |
| TOTAL | 12,816,069.98 | State Equalization Ratio | 56.36 | Total | 2,932,133.30 |

1022
Population 1980 10,855
Population 1985 11,267
S & P Rating
Moody Rating AAA

General Tax Rate Per \$100. 2.38
State Equalized Tax Rate 1.95

READINGTON TWP. - HUNTERDON CO.
Form of Government:
Township Committee
Number of Members on Governing Body - 5

PER CAPITA:
Gross Debt 578.21
Net Debt 510.74
Debt Service 32.82
Total Tax Levy 879.15
Municipal Expenditures 317.54
PER CENT:
Gross Debt 1.46
Net Debt 1.29
Tax Levy Collected 95.06
Tax Levy Cancelled, Abated or Adjusted .01

| EXPENDITURES | | REVENUES-REALIZED | | 1985 PROPERTY TAX | |
|---|---------------|--|---------------|--|--------------|
| GENERAL GOVERNMENT | | | | STATE EQUALIZED TAX RATE | |
| Governing Body & Public Boards | | 1985 Property Taxes Collected | 9,421,116.06 | Local District School Taxes .80 | 4,012,256.50 |
| Municipal Clerk | | 1985 Payments in Lieu of Taxes | | Regional & Consolidated School Tax .53 | 2,633,328.35 |
| Financial Administration | 34,500.00 | Delinquent Tax & Lien Collections | 591,304.02 | School Taxes in Municipal Budget | |
| Assessment of Taxes | 42,600.00 | Business Personalty Replacement Taxes | 109,471.92 | County Taxes | 2,165,154.02 |
| Collection of Taxes | 52,900.00 | Taxes from Public Utilities | 987,585.00 | County Library Taxes .03 | 134,414.61 |
| Planning, Housing & Development | 78,385.20 | Other Miscellaneous Tax Revenues | | Local Municipal Purpose Taxes .16 | 784,321.77 |
| Human Resources | 4,000.00 | State Aid Revenues | 55,616.68 | Veteran & Senior Citizen Taxes | 81,600.00 |
| Elections | 3,000.00 | Federal Aid Revenues | | Total Taxes for Rate Computation 1.95 | 9,811,075.25 |
| General Administration (other) | 348,097.00 | State and Local Fiscal Assistance Act Utilized | 54,631.75 | Special District Taxes | |
| JUDICIARY | | Sale of Acquired Property | | Bank Corp. Taxes | 17,656.14 |
| Municipal Courts | 36,900.00 | Other Miscellaneous Revenues | 830,556.54 | Added and Omitted Taxes | 158,260.02 |
| PUBLIC SAFETY | | Total | 12,050,281.97 | Total Taxes Levied - ABSTRACT | 9,905,391.41 |
| Fire Protection | 64,000.00 | Prior Years Surplus Appropriated | 620,000.00 | Total Taxes Billed | 9,911,191.23 |
| Police Protection | 649,300.00 | REVENUES TOTAL | 12,670,281.97 | 1985 TAXES COLLECTED | 9,421,116.06 |
| Civil Defense & Disaster Control | | Reserve For Uncollected Taxes | 628,720.65 | 1985 Taxes Cancelled, Abated or Adjusted | 795.73 |
| Environmental Inspection & Control | 109,803.00 | CAPITAL OUTLAY TOTAL | 952,724.89 | Transfer to Tax Title Liens or Foreclosed | 14,986.86 |
| Other Public Safety | | | | Balance Outstanding Dec. 31, 1985 | 474,292.58 |
| PUBLIC WORKS | | | | PRIOR YEARS TAXES OUTSTANDING | |
| Streets and Drainage | 720,154.75 | Public Enterprises | | Balance January 1, 1985 | 612,776.38 |
| Sewers and Sewage Processing | | Recreation—Culture | | Collected in 1985 | 572,360.46 |
| Garbage and Trash Disposal | 7,000.00 | Public Works | 321,735.84 | Cancelled, Abated or Adjusted 1985 | |
| Public Buildings and Grounds | 55,750.00 | Buildings and Grounds | 630,989.05 | Transfers to Tax Title Liens or Foreclosed | 25,372.03 |
| Other Public Works | | Library and Education | | Balance December 31, 1985 | 15,043.89 |
| HEALTH and WELFARE | | Conservation | | TAX TITLE LIENS OUTSTANDING | |
| Health Services Except Environmental | 15,320.00 | All Other | | Balance January 1, 1985 | 41,167.24 |
| Welfare-Public Assistance | 3,830.00 | | | Transfer From Taxes | 42,976.16 |
| Hospitals, Clinics, First Aid | | | | Redeemed in 1985 | 18,943.56 |
| Animal, Insect, & Rodent Control | | | | Cancelled, Abated or Adjusted (1985) | 167.17 |
| Other Welfare Services | | | | Transfers to Foreclosed Property | |
| RECREATION and CONSERVATION | | | | Balance December 31, 1985 | 65,032.67 |
| Beaches and Boardwalks | | | | PROPERTY ACQUIRED BY DEED OR | |
| Parks, Playgrounds, Shade Trees | 41,800.00 | | | FORECLOSURE | |
| Land Reclamation & Conservation | 3,300.00 | | | Balance January 1, 1985 | 22,650.00 |
| Other Recreational Services | 6,166.00 | | | Transfers From Taxes or Liens | |
| EDUCATION (excluding schools) | | | | Sale for Cash (1985) | |
| Libraries | 13,600.00 | | | Cancelled, Abated or Adjusted (1985) | |
| Other Educational Services | 2,000.00 | | | Balance December 31, 1985 | 22,650.00 |
| STATUTORY EXPENDITURES | | | | CURRENT FINANCES DECEMBER 31, 1985 | |
| Pensions & F. I. C. A. | 179,925.00 | | | ASSETS | |
| Employee Fringe Benefits | 99,785.00 | | | Cash Dec. 31, 1985 | 2,090,771.96 |
| Other Statutory Expenditures | 5,000.00 | | | Taxes Receivable | 489,336.47 |
| CETA And Other Public Employment Programs | | | | Tax Title Liens | 65,032.67 |
| MUNICIPAL FUNCTIONS TOTAL | 2,577,115.95 | | | Foreclosed Property | 22,650.00 |
| CAPITAL IMPROVEMENTS *MEMO* | 50,000.00 | | | Emergencies & Other Deferred Charges | |
| DEBT SERVICE | | | | State and Federal Aid Receivable | 13,735.92 |
| Principal Payments | 136,480.00 | | | Other Receivables | 20,681.84 |
| Interest Payments | 233,320.00 | | | Total | 2,702,208.86 |
| DEFERRED CHARGES | 2,040.00 | | | LIABILITIES, RESERVES, AND SURPLUS | |
| SCHOOL, COUNTY, SPECIAL DISTRICT TAXES | 8,945,153.48 | | | Cash Liabilities | 745,495.60 |
| RESERVE FOR UNCOLLECTED TAXES | 628,720.65 | | | Reserves for Receivables | 597,700.98 |
| EXPENDITURES TOTAL | 12,522,830.08 | | | Surplus Dec. 31, 1985 | 1,359,012.28 |
| | | | | Total | 2,702,208.86 |

12,031
11,821

2.84

2.68

Form of Government:

Borough Council

Municipal Expenditures 2007011

or Adjusted .05

1985/3000

0249
Population 1980 10,294
Population 1985 10,128
S & P Rating
Moody Rating

General Tax Rate Per \$100. 1.30
State Equalized Tax Rate .67

RIDGEFIELD BOROUGH – BERGEN COUNTY
Form of Government:
Borough Council
Number of Members on Governing Body – 6

PER CAPITA:
Gross Debt 414.34
Net Debt 316.83
Debt Service 19.35
Total Tax Levy 374.06
Municipal Expenditures 853.64

PER CENT:
Gross Debt .87
Net Debt .67
Tax Levy Collected 97.62
Tax Levy Cancelled, Abated or Adjusted .38

| EXPENDITURES | | REVENUES-REALIZED | | 1985 PROPERTY TAX | |
|---|---------------|--|----------------|--|------------------|
| GENERAL GOVERNMENT | | | | STATE EQUALIZED TAX RATE | |
| Governing Body & Public Boards | | 1985 Property Taxes Collected | 3,656,770.14 | Local District School Taxes | .31 1,711,015.88 |
| Municipal Clerk | | 1985 Payments in Lieu of Taxes | | Regional & Consolidated School Tax | |
| Financial Administration | | Delinquent Tax & Lien Collections | 94,444.62 | School Taxes in Municipal Budget | |
| Assessment of Taxes | 46,850.00 | Business Personalty Replacement Taxes | 218,105.80 | County Taxes | .36 2,005,672.84 |
| Collection of Taxes | 49,950.00 | Taxes from Public Utilities | 6,938,609.00 | County Library Taxes | |
| Planning, Housing & Development | 29,000.00 | Other Miscellaneous Tax Revenues | 555,995.00 | Local Municipal Purpose Taxes | |
| Human Resources | | State Aid Revenues | 55,811.18 | Veteran & Senior Citizen Taxes | 119,950.00 |
| Elections | | Federal Aid Revenues | | Total Taxes for Rate Computation | .67 3,836,638.72 |
| General Administration (other) | 892,900.00 | State and Local Fiscal Assistance Act Utilized | 40,459.00 | Special District Taxes | |
| JUDICIARY | | Sale of Acquired Property | | Bank Corp. Taxes | 49,800.91 |
| Municipal Courts | 99,000.00 | Other Miscellaneous Revenues | 594,965.32 | Added and Omitted Taxes | 22,011.39 |
| PUBLIC SAFETY | | Total | 12,155,160.06 | Total Taxes Levied - ABSTRACT | 3,788,501.02 |
| Fire Protection | 156,600.00 | Prior Years Surplus Appropriated | 321,598.65 | Total Taxes Billed | 3,745,744.38 |
| Police Protection | 1,251,100.00 | REVENUES TOTAL | 12,476,758.71 | 1985 TAXES COLLECTED | 3,656,770.14 |
| Civil Defense & Disaster Control | 11,700.00 | Reserve For Uncollected Taxes | 151,000.00 | 1985 Taxes Cancelled, Abated or Adjusted | 14,392.80 |
| Environmental Inspection & Control | 23,250.00 | CAPITAL OUTLAY TOTAL | 320,220.15 | Transfer to Tax Title Liens or Foreclosed | |
| Other Public Safety | | | | Balance Outstanding Dec. 31, 1985 | 74,581.44 |
| PUBLIC WORKS | | | | PRIOR YEARS TAXES OUTSTANDING | |
| Streets and Drainage | 820,000.00 | Public Enterprises | 92,061.45 | Balance January 1, 1985 | 94,981.26 |
| Sewers and Sewage Processing | 385,109.11 | Recreation—Culture | | Collected in 1985 | 94,444.62 |
| Garbage and Trash Disposal | 389,759.00 | Public Works | 98,130.87 | Cancelled, Abated or Adjusted 1985 | |
| Public Buildings and Grounds | 197,000.00 | Buildings and Grounds | 130,027.83 | Transfers to Tax Title Liens or Foreclosed | |
| Other Public Works | 104,000.00 | Library and Education | | Balance December 31, 1985 | 536.64 |
| HEALTH and WELFARE | | Conservation | | TAX TITLE LIENS OUTSTANDING | |
| Health Services Except Environmental | 90,500.00 | All Other | | Balance January 1, 1985 | |
| Welfare-Public Assistance | 25,600.00 | CAPITAL DEBT AUTHORIZED, DECEMBER 31, 1985 | | Transfer From Taxes | |
| Hospitals, Clinics, First Aid | | ISSUED AND UNISSUED | | Redeemed in 1985 | |
| Animal, Insect, & Rodent Control | | School | 512,000 | Cancelled, Abated or Adjusted (1985) | |
| Other Welfare Services | | Self-Liquidating | 475,500 | Transfers to Foreclosed Property | |
| RECREATION and CONSERVATION | | Other | 3,208,900 | Balance December 31, 1985 | |
| Beaches and Boardwalks | | Total | 4,196,400 | PROPERTY ACQUIRED BY DEED OR FORECLOSURE | |
| Parks, Playgrounds, Shade Trees | 106,000.00 | ISSUED AND OUTSTANDING | | Balance January 1, 1985 | 110,785.00 |
| Land Reclamation & Conservation | 1,000.00 | School | 512,000.00 | Transfers From Taxes or Liens | |
| Other Recreational Services | 8,000.00 | Self-Liquidating | 428,000.00 | Sole for Cash (1985) | |
| EDUCATION (excluding schools) | | Other | 1,928,150.00 | Cancelled, Abated or Adjusted (1985) | |
| Libraries | 176,000.00 | Total | 2,868,150.00 | Balance December 31, 1985 | 110,785.00 |
| Other Educational Services | 2,998,182.12 | EQUALIZED VALUATION BASIS | | CURRENT FINANCES DECEMBER 31, 1985 | |
| STATUTORY EXPENDITURES | | FOR NET DEBT COMPUTATION | 482,243,906 | ASSETS | |
| Pensions & F. I. C. A. | 418,350.76 | REAL PROPERTY VALUATIONS | | Cash Dec. 31, 1985 | 1,696,948.43 |
| Employee Fringe Benefits | | Code Class # of Parcels % VAL'N | | Taxes Receivable | 75,118.08 |
| Other Statutory Expenditures | 10,000.00 | 1 Vacant Land 139 2.29 | 6,544,000.00 | Tax Title Liens | |
| CETA And Other Public Employment Programs | | 2 Residential 2397 57.83 | 165,137,425.00 | Foreclosed Property | 110,785.00 |
| MUNICIPAL FUNCTIONS TOTAL | 8,289,850.99 | 3 Farm | | Emergencies & Other Deferred Charges | 6,300.56 |
| CAPITAL IMPROVEMENTS *MEMO* | 180,000.00 | 4a Commercial 147 9.95 | 28,402,700.00 | State and Federal Aid Receivable | 20,174.60 |
| DEBT SERVICE | | 4b Industrial 93 25.67 | 73,317,400.00 | Other Receivables | 54,730.38 |
| Principal Payments | 21,500.00 | 4c Apartments 16 4.26 | 12,173,800.00 | Total | 1,964,057.05 |
| Interest Payments | 174,460.56 | Total 2792 | 285,575,325.00 | LIABILITIES, RESERVES, AND SURPLUS | |
| DEFERRED CHARGES | 8,876.84 | Land Area 2.60 Sq. Miles | | Cash Liabilities | 949,044.49 |
| SCHOOL, COUNTY, SPECIAL DISTRICT TAXES | 3,716,688.72 | Net Valuation Taxable-Municipal | 286,440,999 | Reserves for Receivables | 240,633.46 |
| RESERVE FOR UNCOLLECTED TAXES | 151,000.00 | Net Valuation Taxable-County | 502,593,002 | Surplus Dec. 31, 1985 | 774,379.10 |
| EXPENDITURES TOTAL | 12,362,377.11 | State Equalized Valuation | 555,161,120 | Total | 1,964,057.05 |
| | | State Equalization Ratio | 51.69 | | |

0250
Population 1980 12,738
Population 1985 12,392
S & P Rating
Moody Rating A1

General Tax Rate Per \$100.

5.16
State Equalized Tax Rate
2.49

RIDGEFIELD PARK VILLAGE – BERGEN CO.
Form of Government:
Commission (1911)
Number of Members on Governing Body – 5

PER CAPITA:
Gross Debt 151.10
Net Debt 56.12
Debt Service
Total Tax Levy 734.82
Municipal Expenditures 425.56
PER CENT:
Gross Debt .58
Net Debt .22
Tax Levy Collected 95.76
Tax Levy Cancelled, Abated or Adjusted .83

| EXPENDITURES | | REVENUES-REALIZED | | 1985 PROPERTY TAX | |
|---|---------------|--|--|--|--------------|
| GENERAL GOVERNMENT | | | | STATE EQUALIZED TAX RATE 1.47 | |
| Governing Body & Public Boards | 14,100.00 | 1985 Property Taxes Collected 8,723,055.34 | | Local District School Taxes | 5,367,389.10 |
| Municipal Clerk | 57,406.00 | 1985 Payments in Lieu of Taxes | | Regional & Consolidated School Tax | |
| Financial Administration | 20,100.00 | Delinquent Tax & Lien Collections 227,738.74 | | School Taxes in Municipal Budget | |
| Assessment of Taxes | 46,166.00 | Business Personalty Replacement Taxes 211,883.36 | | County Taxes | 1,313,307.89 |
| Collection of Taxes | 72,047.00 | Taxes from Public Utilities 660,977.00 | | County Library Taxes | |
| Planning, Housing & Development | 23,407.00 | Other Miscellaneous Tax Revenues | | Local Municipal Purpose Taxes | 2,370,540.00 |
| Human Resources | 13,312.50 | State Aid Revenues 221,815.13 | | Veteran & Senior Citizen Taxes | 112,850.00 |
| Elections | 2,850.00 | Federal Aid Revenues | | Total Taxes for Rate Computation | 9,164,086.99 |
| General Administration (other) | 337,613.77 | State and Local Fiscal Assistance Act Utilized | | Special District Taxes | |
| JUDICIARY | | Sale of Acquired Property | | Bank Corp. Taxes | 12,655.00 |
| Municipal Courts | 79,276.00 | Other Miscellaneous Revenues | | Added and Omitted Taxes | 42,050.01 |
| PUBLIC SAFETY | | Total 10,896,879.72 | | Total Taxes Levied - ABSTRACT | 9,105,942.00 |
| Fire Protection | 203,620.00 | Prior Years Surplus Appropriated | | Total Taxes Billed | 9,108,843.44 |
| Police Protection | 1,160,225.00 | REVENUES TOTAL 11,796,879.72 | | 1985 TAXES COLLECTED | 8,723,055.34 |
| Civil Defense & Disaster Control | 8,040.00 | Reserve For Uncollected Taxes | | 1985 Taxes Cancelled, Abated or Adjusted | 75,352.51 |
| Environmental Inspection & Control | 97,077.00 | CAPITAL OUTLAY TOTAL 704,377.07 | | Transfer to Tax Title Liens or Foreclosed | 1,733.76 |
| Other Public Safety | | | | Balance Outstanding Dec. 31, 1985 | 308,701.83 |
| PUBLIC WORKS | | | | PRIOR YEARS TAXES OUTSTANDING | |
| Streets and Drainage | 203,200.00 | Public Enterprises | | Balance January 1, 1985 | 225,400.21 |
| Sewers and Sewage Processing | 376,409.23 | Recreation—Culture | | Collected in 1985 | 223,213.43 |
| Garbage and Trash Disposal | 317,220.00 | Public Works | | Cancelled, Abated or Adjusted 1985 | 1,830.10 |
| Public Buildings and Grounds | 473,424.03 | Buildings and Grounds | | Transfers to Tax Title Liens or Foreclosed | 356.68 |
| Other Public Works | 129,400.00 | Library and Education | | Balance December 31, 1985 | |
| HEALTH and WELFARE | | Conservation | | TAX TITLE LIENS OUTSTANDING | |
| Health Services Except Environmental | 83,776.56 | All Other | | Balance January 1, 1985 | 8,771.45 |
| Welfare-Public Assistance | 16,797.00 | CAPITAL DEBT AUTHORIZED, DECEMBER 31, 1985 | | Transfer From Taxes | 2,145.81 |
| Hospitals, Clinics, First Aid | | ISSUED AND UNISSUED GROSS DEBT NET DEBT | | Redeemed in 1985 | 4,525.31 |
| Animal, Insect, & Rodent Control | 3,100.00 | School 1,177,000 | | Cancelled, Abated or Adjusted (1985) | 1,004.52 |
| Other Welfare Services | | Self-liquidating 325,000 | | Transfers to Foreclosed Property | |
| RECREATION and CONSERVATION | | Other 370,480 | | Balance December 31, 1985 | 5,387.43 |
| Beaches and Boardwalks | | Total 1,872,480 | | PROPERTY ACQUIRED BY DEED OR | |
| Parks, Playgrounds, Shade Trees | 115,206.00 | ISSUED AND OUTSTANDING | | FORECLOSURE | |
| Land Reclamation & Conservation | | School 1,177,000.00 | | Balance January 1, 1985 | 69,840.00 |
| Other Recreational Services | 63,965.00 | Self-Liquidating 325,000.00 | | Transfers From Taxes or Liens | |
| EDUCATION (excluding schools) | | Other | | Sale for Cash (1985) | |
| Libraries | 121,443.00 | Total 1,502,000.00 | | Cancelled, Abated or Adjusted (1985) | |
| Other Educational Services | | EQUALIZED VALUATION BASIS | | Balance December 31, 1985 | 69,840.00 |
| STATUTORY EXPENDITURES | | FOR NET DEBT COMPUTATION | | CURRENT FINANCES DECEMBER 31, 1985 | |
| Pensions & F. I. C. A. | 370,714.00 | REAL PROPERTY VALUATIONS | | ASSETS | |
| Employee Fringe Benefits | 148,800.00 | Code Class # of Parcels % VAL'N ASSESSED VALUATION | | Cash Dec. 31, 1985 | 2,027,031.33 |
| Other Statutory Expenditures | 10,000.00 | 1 Vacant Land 118 1.99 3,497,700.00 | | Taxes Receivable | 308,701.83 |
| CETA And Other Public Employment Programs | | 2 Residential 2680 66.70 116,934,700.00 | | Tax Title Liens | 5,387.43 |
| MUNICIPAL FUNCTIONS TOTAL | 4,568,695.09 | 3 Farm 20,822,000.00 | | Foreclosed Property | 69,840.00 |
| CAPITAL IMPROVEMENTS *MEMO* | 5,000.00 | 4a Commercial 194 11.88 10,208,600.00 | | Emergencies & Other Deferred Charges | 139,000.00 |
| DEBT SERVICE | | 4b Industrial 20 5.82 23,860,800.00 | | State and Federal Aid Receivable | 2,591.25 |
| Principal Payments | | 4c Apartments 44 13.61 175,323,800.00 | | Other Receivables | 108,385.79 |
| Interest Payments | | Total 3056 48.22 | | Total | 2,660,937.63 |
| DEFERRED CHARGES | 68,000.00 | Land Area 2.00 Sq. Miles | | LIABILITIES, RESERVES, AND SURPLUS | |
| SCHOOL, COUNTY, SPECIAL DISTRICT TAXES | 6,680,696.99 | Net Valuation Taxable-Municipal | | Cash Liabilities | 1,000,973.57 |
| RESERVE FOR UNCOLLECTED TAXES | 636,890.00 | Net Valuation Taxable-County | | Reserves for Receivables | 479,002.55 |
| EXPENDITURES TOTAL | 11,954,282.08 | State Equalized Valuation | | Surplus Dec. 31, 1985 | 1,180,961.51 |
| | | State Equalization Ratio | | Total | 2,660,937.63 |

0251
Population 1980 25,208
Population 1985 24,923
S & P Rating AA
Moody Rating AA

General Tax Rate Per \$100. 4.18
State Equalized Tax Rate 2.46

RIDGEWOOD VILLAGE – BERGEN COUNTY
Form of Government:
Council-Manager Plan B (OMCL 50)
Number of Members on Governing Body – 5

PER CAPITA:
Gross Debt 648.40
Net Debt 551.58
Debt Service 39.64
Total Tax Levy 1,397.95
Municipal Expenditures 543.36
PER CENT:
Gross Debt 1.32
Net Debt 1.12
Tax Levy Collected 98.04
Tax Levy Cancelled, Abated or Adjusted .02

| EXPENDITURES | | REVENUES-REALIZED | | 1985 PROPERTY TAX | |
|---|-------------------|--|--|--|---------------|
| GENERAL GOVERNMENT | | 1985 Property Taxes Collected | | STATE EQUALIZED TAX RATE | |
| Governing Body & Public Boards | 15,316.00 | 1985 Payments in Lieu of Taxes | | Local District School Taxes | 1.55 |
| Municipal Clerk | 20,969.00 | Delinquent Tax & Lien Collections | | Regional & Consolidated School Tax | |
| Financial Administration | 188,170.00 | Business Personalty Replacement Taxes | | School Taxes in Municipal Budget | |
| Assessment of Taxes | 439,255.00 | Taxes from Public Utilities | | County Taxes | .35 |
| Collection of Taxes | | Other Miscellaneous Tax Revenues | | County Library Taxes | |
| Planning, Housing & Development | 47,738.00 | State Aid Revenues | | Local Municipal Purpose Taxes | .55 |
| Human Resources | | Federal Aid Revenues | | Veteran & Senior Citizen Taxes | |
| Elections | 9,000.00 | State and Local Fiscal Assistance Act Utilized | | Total Taxes for Rate Computation | 2.45 |
| General Administration (other) | 775,787.15 | Sale of Acquired Property | | Special District Taxes | |
| JUDICIARY | | Other Miscellaneous Revenues | | Bank Corp. Taxes | 71,219.45 |
| Municipal Courts | 114,148.00 | Prior Years Surplus Appropriated | | Added and Omitted Taxes | 99,557.83 |
| PUBLIC SAFETY | | REVENUES | | Total Taxes Levied - ABSTRACT | 34,841,003.03 |
| Fire Protection | 1,406,400.00 | REVENUES | | Total Taxes Billed | 34,844,193.02 |
| Police Protection | 1,964,474.00 | CAPITAL OUTLAY | | 1985 TAXES COLLECTED | 34,162,400.06 |
| Civil Defense & Disaster Control | 31,338.00 | Public Enterprises | | 1985 Taxes Cancelled, Abated or Adjusted | 6,332.70 |
| Environmental Inspection & Control | 72,974.00 | Recreation—Culture | | Transfer to Tax Title Liens or Foreclosed | 7,494.74 |
| Other Public Safety | 47,349.00 | Public Works | | Balance Outstanding Dec. 31, 1985 | 667,965.52 |
| PUBLIC WORKS | | Buildings and Grounds | | PRIOR YEARS TAXES OUTSTANDING | |
| Streets and Drainage | 1,088,427.23 | Library and Education | | Balance January 1, 1985 | 561,833.84 |
| Sewers and Sewage Processing | 9,511.00 | Conservation | | Collected in 1985 | 554,473.49 |
| Garbage and Trash Disposal | 1,027,708.00 | All Other | | Cancelled, Abated or Adjusted 1985 | 7,250.25 |
| Public Buildings and Grounds | 682,859.43 | CAPITAL DEBT AUTHORIZED, DECEMBER 31, 1985 | | Transfers to Tax Title Liens or Foreclosed | 110.10 |
| Other Public Works | 506,304.00 | ISSUED AND UNISSUED | | Balance December 31, 1985 | |
| HEALTH and WELFARE | | SCHOOL | | TAX TITLE LIENS OUTSTANDING | |
| Health Services Except Environmental | 160,927.00 | GROSS DEBT | | Balance January 1, 1985 | 31,818.24 |
| Welfare-Public Assistance | 28,000.00 | NET DEBT | | Transfer From Taxes | 7,632.16 |
| Hospitals, Clinics, First Aid | | SCHOOL | | Redeemed in 1985 | 13,701.20 |
| Animal, Insect, & Rodent Control | | Self-liquidating | | Cancelled, Abated or Adjusted (1985) | |
| Other Welfare Services | | Other | | Transfers to Foreclosed Property | |
| RECREATION and CONSERVATION | | Total | | Balance December 31, 1985 | 25,749.20 |
| Beaches and Boardwalks | | ISSUED AND OUTSTANDING | | PROPERTY ACQUIRED BY DEED OR | |
| Parks, Playgrounds, Shade Trees | 293,800.69 | SCHOOL | | FORECLOSURE | |
| Land Reclamation & Conservation | | Self-Liquidating | | Balance January 1, 1985 | 32,455.00 |
| Other Recreational Services | 141,534.00 | Other | | Transfers From Taxes or Liens | |
| EDUCATION (excluding schools) | | Total | | Sale for Cash (1985) | |
| Libraries | 600,091.00 | EQUALIZED VALUATION BASIS | | Cancelled, Abated or Adjusted (1985) | |
| Other Educational Services | 132,815.00 | FOR NET DEBT COMPUTATION | | Balance December 31, 1985 | 32,455.00 |
| STATUTORY EXPENDITURES | | REAL PROPERTY VALUATIONS | | CURRENT FINANCES DECEMBER 31, 1985 | |
| Pensions & F. I. C. A. | 1,057,224.00 | Code Class # of Parcels % VAL'N | | ASSETS | |
| Employee Fringe Benefits | 385,228.00 | 1 Vacant Land 260 1.04 | | Cash Dec. 31, 1985 | 11,577,436.40 |
| Other Statutory Expenditures | 2,000.00 | 2 Residential 7298 87.40 | | Taxes Receivable | 667,965.52 |
| CETA And Other Public Employment Programs | | 3 Farm 2 .04 | | Tax Title Liens | 25,749.20 |
| MUNICIPAL FUNCTIONS | | 4a Commercial 288 9.29 | | Foreclosed Property | 32,455.00 |
| CAPITAL IMPROVEMENTS | *MEMO* 168,000.00 | 4b Industrial | | Emergencies & Other Deferred Charges | 416,000.00 |
| DEBT SERVICE | | 4c Apartments 26 2.23 | | State and Federal Aid Receivable | 30,655.80 |
| Principal Payments | 460,000.00 | Total 7874 | | Other Receivables | 21,695.01 |
| Interest Payments | 527,953.25 | Land Area 5.90 Sq. Miles | | Total | 12,771,956.93 |
| DEFERRED CHARGES | 356,700.73 | Net Valuation Taxable-Municipal | | LIABILITIES, RESERVES, AND SURPLUS | |
| SCHOOL, COUNTY, SPECIAL DISTRICT TAXES | 26,857,613.01 | Net Valuation Taxable-County | | Cash Liabilities | 10,610,478.90 |
| RESERVE FOR UNCOLLECTED TAXES | 948,210.96 | State Equalized Valuation | | Reserves for Receivables | 747,864.73 |
| EXPENDITURES | | State Equalization Ratio | | Surplus Dec. 31, 1985 | 1,413,613.30 |
| TOTAL | 40,399,825.45 | | | Total | 12,771,956.93 |

1611
Population 1980 12,625
Population 1985 13,306
S & P Rating
Moody Rating AAA

General Tax Rate Per \$100. 9.02
State Equalized Tax Rate 2.67

RINGWOOD BOROUGH - PASSAIC COUNTY
Form of Government:
Council-Manager Plan E (OMCL 50)
Number of Members on Governing Body - 6

PER CAPITA:
Gross Debt 751.92
Net Debt 373.59
Debt Service 40.87
Total Tax Levy 905.47
Municipal Expenditures 405.51
PER CENT:
Gross Debt 2.51
Net Debt 1.25
Tax Levy Collected 97.54
Tax Levy Cancelled, Abated or Adjusted .21

| EXPENDITURES | | REVENUES-REALIZED | | 1985 PROPERTY TAX | |
|---|---------------|-------------------------------|--|--|--------------------|
| GENERAL GOVERNMENT | | 1985 Property Taxes Collected | | STATE EQUALIZED TAX RATE | |
| Governing Body & Public Boards | 24,316.51 | 11,743,741.87 | | Local District School Taxes | .88 3,946,364.00 |
| Municipal Clerk | | 289,750.50 | | Regional & Consolidated School Tax | .51 2,281,992.15 |
| Financial Administration | 60,211.54 | 20,146.08 | | School Taxes in Municipal Budget | |
| Assessment of Taxes | 252,406.78 | 833,516.00 | | County Taxes | .58 2,605,234.26 |
| Collection of Taxes | 61,899.69 | 199,491.31 | | County Library Taxes | |
| Planning, Housing & Development | 45,026.30 | 93,310.37 | | Local Municipal Purpose Taxes | .70 3,135,311.38 |
| Human Resources | | 520,127.34 | | Veteran & Senior Citizen Taxes | 81,150.00 |
| Elections | 12,507.51 | 13,700,083.47 | | Total Taxes for Rate Computation | 2.67 12,050,051.79 |
| General Administration (other) | 612,127.89 | 380,000.00 | | Special District Taxes | |
| JUDICIARY | | 14,080,083.47 | | Bank Corp. Taxes | 16,813.07 |
| Municipal Courts | 42,844.81 | 386,000.00 | | Added and Omitted Taxes | 62,528.21 |
| PUBLIC SAFETY | | 821,784.84 | | Total Taxes Levied - ABSTRACT | 12,048,243.07 |
| Fire Protection | 78,150.00 | 63,736.19 | | Total Taxes Billed | 12,040,148.24 |
| Police Protection | 873,904.08 | 3,896.75 | | 1985 TAXES COLLECTED | 11,743,741.87 |
| Civil Defense & Disaster Control | 18,420.00 | 749,857.27 | | 1985 Taxes Cancelled, Abated or Adjusted | 24,779.87 |
| Environmental Inspection & Control | 54,384.98 | 4,294.63 | | Balance Outstanding Dec. 31, 1985 | 23,903.00 |
| Other Public Safety | | | | Transfer to Tax Title Liens or Foreclosed | 247,723.50 |
| PUBLIC WORKS | | | | PRIOR YEARS TAXES OUTSTANDING | |
| Streets and Drainage | 732,682.19 | | | Balance January 1, 1985 | 277,261.72 |
| Sewers and Sewage Processing | 271,375.00 | | | Collected in 1985 | 247,190.86 |
| Garbage and Trash Disposal | 439,256.84 | | | Cancelled, Abated or Adjusted 1985 | 8,851.61 |
| Public Buildings and Grounds | 33,202.93 | | | Transfers to Tax Title Liens or Foreclosed | 13,479.38 |
| Other Public Works | 70,000.00 | | | Balance December 31, 1985 | 7,739.87 |
| HEALTH and WELFARE | | | | TAX TITLE LIENS OUTSTANDING | |
| Health Services Except Environmental | 96,799.92 | | | Balance January 1, 1985 | 74,490.91 |
| Welfare-Public Assistance | 9,475.00 | | | Transfer From Taxes | 39,866.63 |
| Hospitals, Clinics, First Aid | 23,800.00 | | | Redeemed in 1985 | 42,559.64 |
| Animal, Insect, & Rodent Control | | | | Cancelled, Abated or Adjusted (1985) | 418.82 |
| Other Welfare Services | | | | Transfers to Foreclosed Property | |
| RECREATION and CONSERVATION | | | | Balance December 31, 1985 | 71,379.08 |
| Beaches and Boardwalks | 57,316.86 | | | PROPERTY ACQUIRED BY DEED OR | |
| Parks, Playgrounds, Shade Trees | 2,950.00 | | | FORECLOSURE | |
| Land Reclamation & Conservation | 45,900.53 | | | Balance January 1, 1985 | 219,700.00 |
| Other Recreational Services | | | | Transfers From Taxes or Liens | |
| EDUCATION (excluding schools) | | | | Sale for Cash (1985) | 14,400.00 |
| Libraries | 110,900.00 | | | Cancelled, Abated or Adjusted (1985) | 6,000.00 |
| Other Educational Services | | | | Balance December 31, 1985 | 199,300.00 |
| STATUTORY EXPENDITURES | | | | CURRENT FINANCES DECEMBER 31, 1985 | |
| Pensions & F. I. C. A. | 187,474.20 | | | ASSETS | |
| Employee Fringe Benefits | 156,800.00 | | | Cash Dec. 31, 1985 | 1,062,957.18 |
| Other Statutory Expenditures | 10,000.00 | | | Taxes Receivable | 255,463.37 |
| CETA And Other Public Employment Programs | | | | Tax Title Liens | 71,379.08 |
| MUNICIPAL FUNCTIONS TOTAL | 4,384,133.56 | | | Foreclosed Property | 199,300.00 |
| CAPITAL IMPROVEMENTS *MEMO* | 25,000.00 | | | Emergencies & Other Deferred Charges | 293,958.70 |
| DEBT SERVICE | | | | State and Federal Aid Receivable | |
| Principal Payments | 200,000.00 | | | Other Receivables | 9,919.63 |
| Interest Payments | 343,760.23 | | | Total | 1,892,977.96 |
| DEFERRED CHARGES | 81,846.72 | | | LIABILITIES, RESERVES, AND SURPLUS | |
| SCHOOL, COUNTY, SPECIAL DISTRICT TAXES | 8,833,590.41 | | | Cash Liabilities | 547,137.25 |
| RESERVE FOR UNCOLLECTED TAXES | 386,000.00 | | | Reserves for Receivables | 536,062.08 |
| EXPENDITURES TOTAL | 14,229,330.92 | | | Surplus Dec. 31, 1985 | 809,778.63 |
| | | | | Total | 1,892,977.96 |

0252
Population 1980 11,111
Population 1985 10,753
S & P Rating
Moody Rating A1

General Tax Rate Per \$100. 3.93
State Equalized Tax Rate 2.12

RIVER EDGE BOROUGH – BERGEN COUNTY
Form of Government:
Borough Council
Number of Members on Governing Body – 6

PER CAPITA:
Gross Debt 471.29
Net Debt 373.30
Debt Service 92.09
Total Tax Levy 897.03
Municipal Expenditures 511.91
PER CENT:
Gross Debt 1.30
Net Debt 1.03
Tax Levy Collected 98.57
Tax Levy Cancelled, Abated or Adjusted .06

| EXPENDITURES | | REVENUES-REALIZED | | 1985 PROPERTY TAX | |
|---|----------------------|---|-------------------|--|-------------------|
| GENERAL GOVERNMENT | | | | STATE EQUALIZED TAX RATE | |
| Governing Body & Public Boards | | 1985 Property Taxes Collected | 9,506,545.37 | Local District School Taxes | .51 2,324,312.66 |
| Municipal Clerk | | 1985 Payments in Lieu of Taxes | | Regional & Consolidated School Tax | .64 2,929,031.35 |
| Financial Administration | 93,076.00 | Delinquent Tax & Lien Collections | 117,493.54 | School Taxes in Municipal Budget | |
| Assessment of Taxes | 156,585.00 | Business Personalty Replacement Taxes | 82,811.48 | County Taxes | .35 1,574,811.38 |
| Collection of Taxes | 6,299.76 | Taxes from Public Utilities | 824,718.00 | County Library Taxes | |
| Planning, Housing & Development | 28,263.00 | Other Miscellaneous Tax Revenues | | Local Municipal Purpose Taxes | .61 2,765,949.06 |
| Human Resources | | State Aid Revenues | 132,719.13 | Veteran & Senior Citizen Taxes | 115,450.00 |
| Elections | | Federal Aid Revenues | | Total Taxes for Rate Computation | 2.11 9,709,554.45 |
| General Administration (other) | 416,233.55 | State and Local Fiscal Assistance Act Utilized | 85,237.84 | Special District Taxes | |
| JUDICIARY | | Sale of Acquired Property | | Bank Corp. Taxes | 24,371.96 |
| Municipal Courts | 31,470.00 | Other Miscellaneous Revenues | 626,356.47 | Added and Omitted Taxes | 27,253.42 |
| PUBLIC SAFETY | | Total | 11,375,881.83 | Total Taxes Levied - ABSTRACT | 9,645,729.83 |
| Fire Protection | 121,504.00 | Prior Years Surplus Appropriated | 1,000,000.00 | Total Taxes Billed | 9,644,041.52 |
| Police Protection | 988,310.68 | REVENUES TOTAL | 12,375,881.83 | 1985 TAXES COLLECTED | 9,506,545.37 |
| Civil Defense & Disaster Control | 2,919.00 | Reserve For Uncollected Taxes | 377,969.39 | 1985 Taxes Cancelled, Abated or Adjusted | 5,336.94 |
| Environmental Inspection & Control | 52,621.00 | | | Transfer to Tax Title Liens or Foreclosed | |
| Other Public Safety | | | | Balance Outstanding Dec. 31, 1985 | 132,159.21 |
| PUBLIC WORKS | | CAPITAL OUTLAY TOTAL | 662,187.28 | PRIOR YEARS TAXES OUTSTANDING | |
| Streets and Drainage | 436,809.89 | Public Enterprises | | Balance January 1, 1985 | 117,502.00 |
| Sewers and Sewage Processing | 353,959.00 | Recreation—Culture | 257,762.81 | Collected in 1985 | 117,493.54 |
| Garbage and Trash Disposal | 675,500.00 | Public Works | 354,313.87 | Cancelled, Abated or Adjusted 1985 | |
| Public Buildings and Grounds | 25,769.00 | Buildings and Grounds | 48,115.60 | Transfers to Tax Title Liens or Foreclosed | |
| Other Public Works | 36,729.00 | Library and Education | 1,995.00 | Balance December 31, 1985 | 8.46 |
| HEALTH and WELFARE | | Conservation | | TAX TITLE LIENS OUTSTANDING | |
| Health Services Except Environmental | 52,675.59 | All Other | | Balance January 1, 1985 | |
| Welfare-Public Assistance | 6,020.00 | | | Transfer From Taxes | |
| Hospitals, Clinics, First Aid | 25.00 | CAPITAL DEBT AUTHORIZED, DECEMBER 31, 1985 | | Redeemed in 1985 | |
| Animal, Insect, & Rodent Control | 1,200.00 | ISSUED AND UNISSUED | | Cancelled, Abated or Adjusted (1985) | |
| Other Welfare Services | | School | 1,053,704 | Transfers to Foreclosed Property | |
| RECREATION and CONSERVATION | | Self-liquidating | 4,014,102 | Balance December 31, 1985 | |
| Beaches and Boardwalks | 13,550.00 | Other | 4,014,102 | PROPERTY ACQUIRED BY DEED OR | |
| Parks, Playgrounds, Shade Trees | 300.00 | Total | 5,067,807 | FORECLOSURE | |
| Land Reclamation & Conservation | 60,263.00 | | | Balance January 1, 1985 | |
| Other Recreational Services | | ISSUED AND OUTSTANDING | | Transfers From Taxes or Liens | |
| EDUCATION (excluding schools) | | School | 1,053,704.93 | Sale for Cash (1985) | |
| Libraries | 187,521.00 | Self-liquidating | 2,525,000.00 | Cancelled, Abated or Adjusted (1985) | |
| Other Educational Services | | Other | 3,578,704.93 | Balance December 31, 1985 | |
| STATUTORY EXPENDITURES | | Total | | CURRENT FINANCES DECEMBER 31, 1985 | |
| Pensions & F. I. C. A. | 268,792.90 | EQUALIZED VALUATION BASIS | | ASSETS | |
| Employee Fringe Benefits | 81,950.00 | FOR NET DEBT COMPUTATION | 389,307,606 | Cash Dec. 31, 1985 | 4,477,672.48 |
| Other Statutory Expenditures | 5,000.00 | REAL PROPERTY VALUATIONS | | Taxes Receivable | 132,167.67 |
| CETA And Other Public Employment Programs | | Code Class # of Parcels % VAL'N | | Tax Title Liens | |
| MUNICIPAL FUNCTIONS TOTAL | 4,103,346.37 | 1 Vacant Land 105 .58 | 1,399,490.00 | Foreclosed Property | |
| CAPITAL IMPROVEMENTS *MEMO* | 184,008.00 | 2 Residential 3096 79.95 | 191,332,450.00 | Emergencies & Other Deferred Charges | 140,000.00 |
| DEBT SERVICE | | 3 Farm | | State and Federal Aid Receivable | |
| Principal Payments | 807,527.00 | 4a Commercial 111 11.33 | 27,116,732.00 | Other Receivables | 3,150.85 |
| Interest Payments | 182,765.00 | 4b Industrial 7 .64 | 1,540,500.00 | Total | 4,752,991.00 |
| | | 4c Apartments 18 7.50 | 17,938,850.00 | LIABILITIES, RESERVES, AND SURPLUS | |
| | | Total 3337 | 239,328,022.00 | Cash Liabilities | 1,128,924.46 |
| DEFERRED CHARGES | 33,000.00 | Land Area 1.90 Sq. Miles | | Reserves for Receivables | 132,167.67 |
| SCHOOL, COUNTY, SPECIAL DISTRICT TAXES | 6,828,155.39 | Net Valuation Taxable-Municipal | 244,701,954 | Surplus Dec. 31, 1985 | 3,491,898.87 |
| RESERVE FOR UNCOLLECTED TAXES | 377,969.39 | Net Valuation Taxable-County | 389,514,285 | Total | 4,752,991.00 |
| EXPENDITURES TOTAL | 12,332,763.15 | State Equalized Valuation | 449,893,027 | | |
| | | State Equalization Ratio | 53.84 | | |

0253

Population 1980 **9,489**
 Population 1985 **9,812**
 S & P Rating
 Moody Rating

General Tax Rate Per \$100.

5.81

State Equalized Tax Rate

2.26**RIVER VALE TOWNSHIP – BERGEN COUNTY****Form of Government:****Mayor–Council Plan E (OMCL 50)****Number of Members on Governing Body – 5**

PER CAPITA:

Gross Debt **742.80**
 Net Debt **691.85**
 Debt Service **107.25**
 Total Tax Levy **1,071.16**
 Municipal Expenditures **403.43**

PER CENT:

Gross Debt **1.81**
 Net Debt **1.69**
 Tax Levy Collected **98.47**
 Tax Levy Cancelled, Abated
 or Adjusted **.13**

| EXPENDITURES | | REVENUES-REALIZED | | 1985 PROPERTY TAX | |
|---|---------------|--|--|--|--------------------|
| GENERAL GOVERNMENT | | | | STATE EQUALIZED TAX RATE → | |
| Governing Body & Public Boards | 5,400.00 | | | Local District School Taxes | .92 4,197,463.00 |
| Municipal Clerk | 69,675.00 | 1985 Property Taxes Collected | | Regional & Consolidated School Tax | .48 2,220,716.83 |
| Financial Administration | 69,565.00 | 1985 Payments in Lieu of Taxes | | School Taxes in Municipal Budget | |
| Assessment of Taxes | 14,142.00 | Delinquent Tax & Lien Collections | | County Taxes | .35 1,587,564.63 |
| Collection of Taxes | | Business Personalty Replacement Taxes | | County Library Taxes | |
| Planning, Housing & Development | 6,035.00 | Taxes from Public Utilities | | Local Municipal Purpose Taxes | .51 2,354,947.35 |
| Human Resources | 6,485.00 | Other Miscellaneous Tax Revenues | | Veteran & Senior Citizen Taxes | 69,050.00 |
| Elections | 3,284.00 | State Aid Revenues | | Total Taxes for Rate Computation | 2.26 10,429,741.81 |
| General Administration (other) | 222,974.64 | Federal Aid Revenues | | Special District Taxes | |
| JUDICIARY | | State and Local Fiscal Assistance Act Utilized | | Bank Corp. Taxes | 11,612.69 |
| Municipal Courts | 16,357.00 | Sale of Acquired Property | | Added and Omitted Taxes | 137,929.65 |
| PUBLIC SAFETY | | Other Miscellaneous Revenues | | Total Taxes Levied - ABSTRACT | 10,510,234.15 |
| Fire Protection | 144,730.00 | Total | | Total Taxes Billed | 10,504,808.40 |
| Police Protection | 819,230.00 | Prior Years Surplus Appropriated | | 1985 TAXES COLLECTED | 10,344,384.64 |
| Civil Defense & Disaster Control | | REVENUES TOTAL | | 1985 Taxes Cancelled, Abated or Adjusted | 14,087.97 |
| Environmental Inspection & Control | 34,007.00 | Reserve For Uncollected Taxes | | Transfer to Tax Title Liens or Foreclosed | 17.43 |
| Other Public Safety | | CAPITAL OUTLAY TOTAL | | Balance Outstanding Dec. 31, 1985 | 146,318.36 |
| PUBLIC WORKS | | | | PRIOR YEARS TAXES OUTSTANDING | |
| Streets and Drainage | 123,760.00 | Public Enterprises | | Balance January 1, 1985 | 195,253.92 |
| Sewers and Sewage Processing | 189,270.00 | Recreation—Culture | | Collected in 1985 | 195,096.84 |
| Garbage and Trash Disposal | 47,670.00 | Public Works | | Cancelled, Abated or Adjusted 1985 | 141.00 |
| Public Buildings and Grounds | 65,620.00 | Buildings and Grounds | | Transfers to Tax Title Liens or Foreclosed | |
| Other Public Works | 305,823.33 | Library and Education | | Balance December 31, 1985 | 16.08 |
| HEALTH and WELFARE | | Conservation | | TAX TITLE LIENS OUTSTANDING | |
| Health Services Except Environmental | 53,543.00 | All Other | | Balance January 1, 1985 | 131.40 |
| Welfare-Public Assistance | 1,100.00 | CAPITAL DEBT AUTHORIZED, DECEMBER 31, 1985 | | Transfer From Taxes | 17.43 |
| Hospitals, Clinics, First Aid | | ISSUED AND UNISSUED GROSS DEBT NET DEBT | | Redeemed in 1985 | |
| Animal, Insect, & Rodent Control | | School 500,000 | | Cancelled, Abated or Adjusted (1985) | |
| Other Welfare Services | | Self-liquidating 6,788,390 | | Transfers to Foreclosed Property | |
| RECREATION and CONSERVATION | | Other 7,288,390 | | Balance December 31, 1985 | 148.83 |
| Beaches and Boardwalks | | Total 6,788,390 | | PROPERTY ACQUIRED BY DEED OR | |
| Parks, Playgrounds, Shade Trees | | | | FORECLOSURE | |
| Land Reclamation & Conservation | | ISSUED AND OUTSTANDING | | Balance January 1, 1985 | 325,000.00 |
| Other Recreational Services | 31,281.00 | School 500,000.24 | | Transfers From Taxes or Liens | |
| EDUCATION (excluding schools) | | Self-Liquidating 5,965,310.00 | | Sale for Cash (1985) | |
| Libraries | 126,850.00 | Other 6,465,310.24 | | Cancelled, Abated or Adjusted (1985) | |
| Other Educational Services | | Total 402,129,832 | | Balance December 31, 1985 | 325,000.00 |
| STATUTORY EXPENDITURES | | EQUALIZED VALUATION BASIS | | CURRENT FINANCES DECEMBER 31, 1985 | |
| Pensions & F. I. C. A. | 223,656.00 | FOR NET DEBT COMPUTATION | | ASSETS | |
| Employee Fringe Benefits | | REAL PROPERTY VALUATIONS | | Cash Dec. 31, 1985 | 862,438.19 |
| Other Statutory Expenditures | 1,500.00 | Code Class # of Parcels % VAL'N ASSESSED VALUATION | | Taxes Receivable | 146,334.44 |
| CETA And Other Public Employment Programs | | 1 Vacant Land 150 1.11 1,970,000.00 | | Tax Title Liens | 148.83 |
| MUNICIPAL FUNCTIONS TOTAL | 2,581,957.97 | 2 Residential 2944 89.99 160,246,600.00 | | Foreclosed Property | 325,000.00 |
| CAPITAL IMPROVEMENTS *MEMO* | 100.00 | 3 Farm 2 .07 135,100.00 | | Emergencies & Other Deferred Charges | 66,001.97 |
| DEBT SERVICE | | 4a Commercial 47 7.30 12,991,100.00 | | State and Federal Aid Receivable | 4,041.14 |
| Principal Payments | 708,840.00 | 4b Industrial 1 .19 335,000.00 | | Other Receivables | 4,192.37 |
| Interest Payments | 343,491.59 | 4c Apartments 4 1.34 2,390,800.00 | | Total | 1,408,156.94 |
| | | Total 3148 178,068,600.00 | | LIABILITIES, RESERVES, AND SURPLUS | |
| DEFERRED CHARGES | 25,147.16 | Land Area 4.20 Sq. Miles | | Cash Liabilities | 422,089.96 |
| SCHOOL, COUNTY, SPECIAL DISTRICT TAXES | 8,005,744.46 | Net Valuation Taxable-Municipal | | Reserves for Receivables | 475,675.64 |
| RESERVE FOR UNCOLLECTED TAXES | 299,034.05 | Net Valuation Taxable-County | | Surplus Dec. 31, 1985 | 510,391.34 |
| EXPENDITURES TOTAL | 11,964,215.23 | State Equalized Valuation | | Total | 1,408,156.94 |
| | | State Equalization Ratio 38.94 | | | |

1433
 Population 1980 **2,530**
 Population 1985 **2,462**
 S & P Rating
 Moody Rating **A**

General Tax Rate Per \$100.
4.41
 State Equalized Tax Rate
2.16

RIVERDALE BOROUGH – MORRIS COUNTY
Form of Government:
Borough Council
Number of Members on Governing Body – 6

PER CAPITA:
 Gross Debt **404.91**
 Net Debt **351.09**
 Debt Service **103.97**
 Total Tax Levy **1,150.07**
 Municipal Expenditures **620.66**

PER CENT:
 Gross Debt **.99**
 Net Debt **.86**
 Tax Levy Collected **96.79**
 Tax Levy Cancelled, Abated or Adjusted **.79**

| EXPENDITURES | | REVENUES-REALIZED | | 1985 PROPERTY TAX | |
|---|---------------------|--|--|--|---------------------|
| GENERAL GOVERNMENT | | | | STATE EQUALIZED TAX RATE 1.20 | |
| Governing Body & Public Boards | | | | Local District School Taxes | 1,557,499.22 |
| Municipal Clerk | | | | Regional & Consolidated School Tax | |
| Financial Administration | 21,709.00 | 1985 Property Taxes Collected | | School Taxes in Municipal Budget | |
| Assessment of Taxes | 4,174.00 | 1985 Payments in Lieu of Taxes | | County Taxes | 409,169.64 |
| Collection of Taxes | 21,268.11 | Delinquent Tax & Lien Collections | | County Library Taxes | 16,180.16 |
| Planning, Housing & Development | 19,296.88 | Business Personalty Replacement Taxes | | Local Municipal Purpose Taxes | 822,666.28 |
| Human Resources | | Taxes from Public Utilities | | Veteran & Senior Citizen Taxes | 24,550.00 |
| Elections | | Other Miscellaneous Tax Revenues | | Total Taxes for Rate Computation | 2,830,065.30 |
| General Administration (other) | 152,904.00 | State Aid Revenues | | Special District Taxes | |
| JUDICIARY | | Federal Aid Revenues | | Bank Corp. Taxes | |
| Municipal Courts | 31,850.80 | State and Local Fiscal Assistance Act Utilized | | Added and Omitted Taxes | 25,945.53 |
| PUBLIC SAFETY | | Sale of Acquired Property | | Total Taxes Levied - ABSTRACT | 2,831,460.83 |
| Fire Protection | 28,678.00 | Other Miscellaneous Revenues | | Total Taxes Billed | 2,833,887.12 |
| Police Protection | 425,000.00 | Total | | 1985 TAXES COLLECTED | 2,743,042.20 |
| Civil Defense & Disaster Control | 252.00 | Prior Years Surplus Appropriated | | 1985 Taxes Cancelled, Abated or Adjusted | 22,381.62 |
| Environmental Inspection & Control | 7,907.00 | REVENUES TOTAL | | Transfer to Tax Title Liens or Foreclosed | 15,858.36 |
| Other Public Safety | | Reserve For Uncollected Taxes | | Balance Outstanding Dec. 31, 1985 | 52,604.94 |
| PUBLIC WORKS | | CAPITAL OUTLAY TOTAL | | PRIOR YEARS TAXES OUTSTANDING | |
| Streets and Drainage | 70,642.00 | | | Balance January 1, 1985 | 53,558.76 |
| Sewers and Sewage Processing | | | | Collected in 1985 | 44,517.13 |
| Garbage and Trash Disposal | 120,970.00 | | | Cancelled, Abated or Adjusted 1985 | 3,001.23 |
| Public Buildings and Grounds | 9,300.00 | | | Transfers to Tax Title Liens or Foreclosed | 5,790.40 |
| Other Public Works | 13,634.46 | | | Balance December 31, 1985 | 250.00 |
| HEALTH and WELFARE | | | | TAX TITLE LIENS OUTSTANDING | |
| Health Services Except Environmental | 49,999.41 | | | Balance January 1, 1985 | 26,947.43 |
| Welfare-Public Assistance | 300.00 | | | Transfer From Taxes | 22,967.28 |
| Hospitals, Clinics, First Aid | 350.00 | | | Redeemed in 1985 | 25,045.00 |
| Animal, Insect, & Rodent Control | | | | Cancelled, Abated or Adjusted (1985) | |
| Other Welfare Services | | | | Transfers to Foreclosed Property | |
| RECREATION and CONSERVATION | | | | Balance December 31, 1985 | 24,869.71 |
| Beaches and Boardwalks | | | | PROPERTY ACQUIRED BY DEED OR FORECLOSURE | |
| Parks, Playgrounds, Shade Trees | 5,030.00 | | | Balance January 1, 1985 | |
| Land Reclamation & Conservation | | | | Transfers From Taxes or Liens | |
| Other Recreational Services | 1,000.00 | | | Sale for Cash (1985) | |
| EDUCATION (excluding schools) | | | | Cancelled, Abated or Adjusted (1985) | |
| Libraries | 6,600.00 | | | Balance December 31, 1985 | |
| Other Educational Services | | | | CURRENT FINANCES DECEMBER 31, 1985 | |
| STATUTORY EXPENDITURES | | | | ASSETS | |
| Pensions & F. I. C. A. | 74,046.42 | | | Cash Dec. 31, 1985 | 649,868.94 |
| Employee Fringe Benefits | 26,950.00 | | | Taxes Receivable | 52,854.94 |
| Other Statutory Expenditures | 1,000.00 | | | Tax Title Liens | 24,869.71 |
| CETA And Other Public Employment Programs | | | | Foreclosed Property | |
| MUNICIPAL FUNCTIONS TOTAL | 1,092,862.08 | | | Emergencies & Other Deferred Charges | 132,975.32 |
| CAPITAL IMPROVEMENTS *MEMO* | | | | State and Federal Aid Receivable | |
| DEBT SERVICE | | | | Other Receivables | 13,436.22 |
| Principal Payments | 200,000.00 | | | Total | 874,005.13 |
| Interest Payments | 55,981.97 | | | LIABILITIES, RESERVES, AND SURPLUS | |
| DEFERRED CHARGES | 11,553.89 | | | Cash Liabilities | 291,287.10 |
| SCHOOL, COUNTY, SPECIAL DISTRICT TAXES | 1,982,849.02 | | | Reserves for Receivables | 91,160.87 |
| RESERVE FOR UNCOLLECTED TAXES | 167,665.67 | | | Surplus Dec. 31, 1985 | 491,557.16 |
| EXPENDITURES TOTAL | 3,510,912.63 | | | Total | 874,005.13 |

0330
 Population 1980 **7,941**
 Population 1985 **7,986**
 S & P Rating
 Moody Rating

General Tax Rate Per \$100. **2.90**
 State Equalized Tax Rate **2.20**

RIVERSIDE TOWNSHIP – BURLINGTON CO.
Form of Government:
Township Committee
Number of Members on Governing Body – 5

PER CAPITA:
 Gross Debt **112.55**
 Net Debt **59.96**
 Debt Service **5.76**
 Total Tax Levy **413.36**
 Municipal Expenditures **245.12**

PER CENT:
 Gross Debt **.67**
 Net Debt **.36**
 Tax Levy Collected **93.46**
 Tax Levy Cancelled, Abated or Adjusted

| EXPENDITURES | | REVENUES-REALIZED | | 1985 PROPERTY TAX STATE EQUALIZED TAX RATE | |
|--|-------------------------|--|-----------------------|---|--------------------------|
| GENERAL GOVERNMENT | | | | | |
| Governing Body & Public Boards | | 1985 Property Taxes Collected | 3,079,530.58 | Local District School Taxes 1.37 | 2,041,978.50 |
| Municipal Clerk | | 1985 Payments in Lieu of Taxes | | Regional & Consolidated School Tax | |
| Financial Administration | 51,718.00 | Delinquent Tax & Lien Collections | 224,017.79 | School Taxes in Municipal Budget | |
| Assessment of Taxes | 12,478.00 | Business Personalty Replacement Taxes | 177,822.96 | County Taxes | .58 860,273.50 |
| Collection of Taxes | 22,247.00 | Taxes from Public Utilities | 538,711.00 | County Library Taxes | .03 48,080.80 |
| Planning, Housing & Development | 11,500.00 | Other Miscellaneous Tax Revenues | | Local Municipal Purpose Taxes | .21 309,600.00 |
| Human Resources | 9,000.00 | State Aid Revenues | 63,251.44 | Veteran & Senior Citizen Taxes | 146,400.00 |
| Elections | | Federal Aid Revenues | | Total Taxes for Rate Computation | 2.19 3,406,332.80 |
| General Administration (other) | 203,439.00 | State and Local Fiscal Assistance Act Utilized | 31,833.00 | Special District Taxes | |
| JUDICIARY | | Sale of Acquired Property | | Bank Corp. Taxes | 6,376.04 |
| Municipal Courts | 24,985.00 | Other Miscellaneous Revenues | 309,566.41 | Added and Omitted Taxes | 34,791.61 |
| PUBLIC SAFETY | | Total | 4,424,733.18 | Total Taxes Levied - ABSTRACT | 3,301,100.45 |
| Fire Protection | 70,200.00 | Prior Years Surplus Appropriated | 704,700.00 | Total Taxes Billed | 3,294,898.33 |
| Police Protection | 394,620.00 | REVENUES TOTAL | 5,129,433.18 | 1985 TAXES COLLECTED | 3,079,530.58 |
| Civil Defense & Disaster Control | 1,200.00 | Reserve For Uncollected Taxes | 328,500.00 | 1985 Taxes Cancelled, Abated or Adjusted | |
| Environmental Inspection & Control | 12,300.00 | CAPITAL OUTLAY TOTAL | 206,003.71 | Transfer to Tax Title Liens or Foreclosed | |
| Other Public Safety | | Public Enterprises | | Balance Outstanding Dec. 31, 1985 | 215,367.75 |
| PUBLIC WORKS | | Recreation—Culture | 64,857.60 | PRIOR YEARS TAXES OUTSTANDING | |
| Streets and Drainage | 234,477.00 | Public Works | 141,146.11 | Balance January 1, 1985 | 177,822.55 |
| Sewers and Sewage Processing | | Buildings and Grounds | | Collected in 1985 | 172,184.22 |
| Garbage and Trash Disposal | 199,469.00 | Library and Education | | Cancelled, Abated or Adjusted 1985 | |
| Public Buildings and Grounds | 32,600.00 | Conservation | | Transfers to Tax Title Liens or Foreclosed | |
| Other Public Works | | All Other | | Balance December 31, 1985 | 5,638.33 |
| HEALTH and WELFARE | | CAPITAL DEBT AUTHORIZED, DECEMBER 31, 1985 | | TAX TITLE LIENS OUTSTANDING | |
| Health Services Except Environmental | 11,365.00 | ISSUED AND UNISSUED | | Balance January 1, 1985 | 51,833.57 |
| Welfare-Public Assistance | 14,033.00 | SCHOOL | 420,000 | Transfer From Taxes | |
| Hospitals, Clinics, First Aid | | Self-liquidating | | Redeemed in 1985 | 51,833.57 |
| Animal, Insect, & Rodent Control | | Other | 478,857 | Cancelled, Abated or Adjusted (1985) | |
| Other Welfare Services | | Total | 898,857 | Transfers to Foreclosed Property | |
| RECREATION and CONSERVATION | | ISSUED AND OUTSTANDING | | Balance December 31, 1985 | |
| Beaches and Boardwalks | | SCHOOL | 420,000.00 | PROPERTY ACQUIRED BY DEED OR | |
| Parks, Playgrounds, Shade Trees | 20,700.00 | Self-Liquidating | | FORECLOSURE | |
| Land Reclamation & Conservation | | Other | 80,000.00 | Balance January 1, 1985 | 32,280.00 |
| Other Recreational Services | 4,650.00 | Total | 500,000.00 | Transfers From Taxes or Liens | |
| EDUCATION (excluding schools) | | EQUALIZED VALUATION BASIS | | Sale for Cash (1985) | 21,000.00 |
| Libraries | 20,000.00 | FOR NET DEBT COMPUTATION | 133,568,763 | Cancelled, Abated or Adjusted (1985) | |
| Other Educational Services | | REAL PROPERTY VALUATIONS | | Balance December 31, 1985 | 11,280.00 |
| STATUTORY EXPENDITURES | | Code Class # of Parcels % VAL'N | | CURRENT FINANCES DECEMBER 31, 1985 | |
| Pensions & F. I. C. A. | 106,379.00 | 1 Vacant Land 140 1.32 | 1,447,400.00 | ASSETS | |
| Employee Fringe Benefits | 50,169.00 | 2 Residential 2334 80.08 | 87,814,900.00 | Cash Dec. 31, 1985 | 2,094,465.35 |
| Other Statutory Expenditures | 5,000.00 | 3 Farm | | Taxes Receivable | 221,006.08 |
| CETA And Other Public Employment Programs | | 4a Commercial 157 9.59 | 10,511,700.00 | Tax Title Liens | |
| MUNICIPAL FUNCTIONS | | 4b Industrial 23 5.94 | 6,512,600.00 | Foreclosed Property | 11,280.00 |
| CAPITAL IMPROVEMENTS | *MEMO* 20,000.00 | 4c Apartments 16 3.08 | 3,373,200.00 | Emergencies & Other Deferred Charges | 32,000.00 |
| DEBT SERVICE | | Total 2670 | 109,659,800.00 | State and Federal Aid Receivable | 5,905.57 |
| Principal Payments | 40,000.00 | Land Area 1.54 Sq. Miles | | Other Receivables | 74,245.18 |
| Interest Payments | 6,000.00 | Net Valuation Taxable-Municipal | 112,456,206 | Total | 2,438,902.18 |
| DEFERRED CHARGES | 70,532.00 | Net Valuation Taxable-County | 143,558,070 | LIABILITIES, RESERVES, AND SURPLUS | |
| SCHOOL, COUNTY, SPECIAL DISTRICT TAXES | 2,950,332.80 | State Equalized Valuation | 147,676,575 | Cash Liabilities | 1,230,349.93 |
| RESERVE FOR UNCOLLECTED TAXES | 328,500.00 | State Equalization Ratio | 75.69 | Reserves for Receivables | 306,531.26 |
| EXPENDITURES TOTAL | 4,907,893.80 | | | Surplus Dec. 31, 1985 | 902,020.99 |
| | | | | Total | 2,438,902.18 |

0331
Population 1980 3,068
Population 1985 2,981
S & P Rating
Moody Rating BAA1

General Tax Rate Per \$100. 3.84
State Equalized Tax Rate 2.35

RIVERTON BOROUGH - BURLINGTON CO.
Form of Government:
Borough Council
Number of Members on Governing Body - 6

PER CAPITA:
Gross Debt 286.42
Net Debt 268.57
Debt Service 37.39
Total Tax Levy 589.33
Municipal Expenditures 332.42
PER CENT:
Gross Debt 1.25
Net Debt 1.17
Tax Levy Collected 97.91
Tax Levy Cancelled, Abated or Adjusted .10

| EXPENDITURES | | REVENUES-REALIZED | | 1985 PROPERTY TAX | |
|---|--------------|--|---------------|--|-------------------|
| GENERAL GOVERNMENT | | | | STATE EQUALIZED TAX RATE | |
| Governing Body & Public Boards | | 1985 Property Taxes Collected | 1,711,541.67 | Local District School Taxes 1.29 | 957,384.00 |
| Municipal Clerk | | 1985 Payments in Lieu of Taxes | | Regional & Consolidated School Tax | |
| Financial Administration | 20,960.00 | Delinquent Tax & Lien Collections | 34,880.24 | School Taxes in Municipal Budget | |
| Assessment of Taxes | 3,818.85 | Business Personalty Replacement Taxes | 15,291.92 | County Taxes | .55 410,961.61 |
| Collection of Taxes | 7,972.89 | Taxes from Public Utilities | 169,545.00 | County Library Taxes | .03 22,965.19 |
| Planning, Housing & Development | 2,243.02 | Other Miscellaneous Tax Revenues | | Local Municipal Purpose Taxes | .47 350,897.52 |
| Human Resources | | State Aid Revenues | 73,753.89 | Veteran & Senior Citizen Taxes | 29,475.00 |
| Elections | | Federal Aid Revenues | | Total Taxes for Rate Computation | 2.34 1,771,683.32 |
| General Administration (other) | 79,788.72 | State and Local Fiscal Assistance Act Utilized | 14,475.95 | Special District Taxes | |
| JUDICIARY | | Sale of Acquired Property | | Bank Corp. Taxes | 8,851.64 |
| Municipal Courts | 7,720.00 | Other Miscellaneous Revenues | 299,625.93 | Added and Omitted Taxes | 5,739.73 |
| PUBLIC SAFETY | | Total | 2,319,114.60 | Total Taxes Levied - ABSTRACT | 1,756,799.69 |
| Fire Protection | 42,645.58 | Prior Years Surplus Appropriated | 103,000.00 | Total Taxes Billed | 1,748,117.05 |
| Police Protection | 184,623.25 | REVENUES TOTAL | 2,422,114.60 | 1985 TAXES COLLECTED | 1,711,541.67 |
| Civil Defense & Disaster Control | 26.19 | Reserve For Uncollected Taxes | 43,697.06 | 1985 Taxes Cancelled, Abated or Adjusted | 1,725.76 |
| Environmental Inspection & Control | 6,002.75 | CAPITAL OUTLAY TOTAL | 7,550.58 | Transfer to Tax Title Liens or Foreclosed | |
| Other Public Safety | | Public Enterprises | | Balance Outstanding Dec. 31, 1985 | 34,849.62 |
| PUBLIC WORKS | | Recreation—Culture | 695.62 | PRIOR YEARS TAXES OUTSTANDING | |
| Streets and Drainage | 126,824.62 | Public Works | 6,854.96 | Balance January 1, 1985 | 34,880.24 |
| Sewers and Sewage Processing | 93,042.48 | Buildings and Grounds | | Collected in 1985 | 34,880.24 |
| Garbage and Trash Disposal | 143,832.95 | Library and Education | | Cancelled, Abated or Adjusted 1985 | |
| Public Buildings and Grounds | 1,077.83 | Conservation | | Transfers to Tax Title Liens or Foreclosed | |
| Other Public Works | 11,500.00 | All Other | | Balance December 31, 1985 | |
| HEALTH and WELFARE | | CAPITAL DEBT AUTHORIZED, DECEMBER 31, 1985 | | TAX TITLE LIENS OUTSTANDING | |
| Health Services Except Environmental | 2,710.00 | ISSUED AND UNISSUED GROSS DEBT | | Balance January 1, 1985 | |
| Welfare-Public Assistance | 1,122.00 | School 52,000 | | Transfer From Taxes | |
| Hospitals, Clinics, First Aid | | Self-liquidating | | Redeemed in 1985 | |
| Animal, Insect, & Rodent Control | | Other 801,826 | 800,592 | Cancelled, Abated or Adjusted (1985) | |
| Other Welfare Services | | Total 853,826 | 800,592 | Transfers to Foreclosed Property | |
| RECREATION and CONSERVATION | | ISSUED AND OUTSTANDING | | Balance December 31, 1985 | |
| Beaches and Boardwalks | | School 52,000.00 | | PROPERTY ACQUIRED BY DEED OR | |
| Parks, Playgrounds, Shade Trees | 16,453.55 | Self-Liquidating | | FORECLOSURE | |
| Land Reclamation & Conservation | | Other 654,576.61 | | Balance January 1, 1985 | 2,300.00 |
| Other Recreational Services | 6,239.99 | Total 706,576.61 | | Transfers From Taxes or Liens | |
| EDUCATION (excluding schools) | | EQUALIZED VALUATION BASIS | | Sale for Cash (1985) | |
| Libraries | 4,800.00 | FOR NET DEBT COMPUTATION | 68,367,534 | Cancelled, Abated or Adjusted (1985) | |
| Other Educational Services | | REAL PROPERTY VALUATIONS | | Balance December 31, 1985 | 2,300.00 |
| STATUTORY EXPENDITURES | | Code Class # of Parcels % VAL'N | | CURRENT FINANCES DECEMBER 31, 1985 | |
| Pensions & F. I. C. A. | 44,360.14 | 1 Vacant Land 39 .82 | 367,950.00 | ASSETS | |
| Employee Fringe Benefits | 14,424.14 | 2 Residential 861 90.10 | 40,676,600.00 | Cash Dec. 31, 1985 | 720,335.42 |
| Other Statutory Expenditures | 625.00 | 3 Farm | | Taxes Receivable | 34,849.62 |
| CETA And Other Public Employment Programs | | 4a Commercial 42 5.65 | 2,548,550.00 | Tax Title Liens | |
| MUNICIPAL FUNCTIONS TOTAL | 822,813.95 | 4b Industrial 1 .62 | 277,700.00 | Foreclosed Property | 2,300.00 |
| CAPITAL IMPROVEMENTS *MEMO* | 6,600.00 | 4c Apartments 10 2.82 | 1,274,000.00 | Emergencies & Other Deferred Charges | 5,159.71 |
| DEBT SERVICE | | Total 953 | 45,144,800.00 | State and Federal Aid Receivable | 39,134.00 |
| Principal Payments | 55,000.00 | Land Area .70 Sq. Miles | | Other Receivables | 54,790.91 |
| Interest Payments | 56,452.71 | Net Valuation Taxable-Municipal | 45,433,521 | Total | 856,569.66 |
| DEFERRED CHARGES | 12,977.16 | Net Valuation Taxable-County | 68,568,696 | LIABILITIES, RESERVES, AND SURPLUS | |
| SCHOOL, COUNTY, SPECIAL DISTRICT TAXES | 1,391,310.80 | State Equalized Valuation | 74,030,635 | Cash Liabilities | 534,292.30 |
| RESERVE FOR UNCOLLECTED TAXES | 43,697.06 | State Equalization Ratio 61.22 | | Reserves for Receivables | 91,940.53 |
| EXPENDITURES TOTAL | 2,382,251.68 | | | Surplus Dec. 31, 1985 | 230,336.83 |

0254
Population 1980 5,603
Population 1985 5,428
S & P Rating
Moody Rating

General Tax Rate Per \$100. 2.49
State Equalized Tax Rate 1.46

ROCHELLE PARK TOWNSHIP – BERGEN CO.
Form of Government:
Township Committee
Number of Members on Governing Body – 5

PER CAPITA:
Gross Debt 71.68
Net Debt 66.15
Debt Service 47.21
Total Tax Levy 899.70
Municipal Expenditures 466.38

PER CENT:
Gross Debt .15
Net Debt .14
Tax Levy Collected 99.53
Tax Levy Cancelled, Abated or Adjusted .03

| EXPENDITURES | | REVENUES-REALIZED | | 1985 PROPERTY TAX | |
|---|--------------|--|--------------------|--|-------------------|
| GENERAL GOVERNMENT | | | | STATE EQUALIZED TAX RATE → .66 | 2,183,334.00 |
| Governing Body & Public Boards | | 1985 Property Taxes Collected | 4,851,607.09 | Local District School Taxes | |
| Municipal Clerk | | 1985 Payments in Lieu of Taxes | 12,778.58 | Regional & Consolidated School Tax | |
| Financial Administration | | Delinquent Tax & Lien Collections | 94,641.56 | School Taxes in Municipal Budget | |
| Assessment of Taxes | 6,700.00 | Business Personality Replacement Taxes | 411,366.00 | County Taxes | .35 1,164,982.42 |
| Collection of Taxes | 31,597.00 | Taxes from Public Utilities | 77,748.82 | County Library Taxes | |
| Planning, Housing & Development | 2,750.00 | Other Miscellaneous Tax Revenues | 69,766.88 | Local Municipal Purpose Taxes | .45 1,503,506.11 |
| Human Resources | 20,003.53 | State Aid Revenues | 217,662.81 | Veteran & Senior Citizen Taxes | 98,150.00 |
| Elections | | Federal Aid Revenues | 5,735,571.74 | Total Taxes for Rate Computation | 1.46 4,949,972.53 |
| General Administration (other) | 295,383.86 | State and Local Fiscal Assistance Act Utilized | 334,000.00 | Special District Taxes | |
| JUDICIARY | | Sale of Acquired Property | 6,069,571.74 | Bank Corp. Taxes | 25,622.45 |
| Municipal Courts | 30,140.00 | Other Miscellaneous Revenues | 100,838.64 | Added and Omitted Taxes | 6,153.16 |
| PUBLIC SAFETY | | Total | 36,800.57 | Total Taxes Levied - ABSTRACT | 4,883,598.14 |
| Fire Protection | 62,200.00 | Prior Years Surplus Appropriated | | Total Taxes Billed | 4,851,607.09 |
| Police Protection | 779,832.37 | REVENUES | | 1985 TAXES COLLECTED | |
| Civil Defense & Disaster Control | 150.00 | Reserve For Uncollected Taxes | | 1985 Taxes Cancelled, Abated or Adjusted | 1,279.86 |
| Environmental Inspection & Control | 32,775.00 | CAPITAL OUTLAY | | Transfer to Tax Title Liens or Foreclosed | |
| Other Public Safety | | Total | | Balance Outstanding Dec. 31, 1985 | 21,772.05 |
| PUBLIC WORKS | | | | PRIOR YEARS TAXES OUTSTANDING | |
| Streets and Drainage | 180,129.00 | Public Enterprises | | Balance January 1, 1985 | 12,778.58 |
| Sewers and Sewage Processing | 258,896.43 | Recreation—Culture | 12,444.54 | Collected in 1985 | 12,778.58 |
| Garbage and Trash Disposal | 148,300.00 | Public Works | 1,543.10 | Cancelled, Abated or Adjusted 1985 | |
| Public Buildings and Grounds | 84,000.00 | Buildings and Grounds | 22,812.93 | Transfers to Tax Title Liens or Foreclosed | |
| Other Public Works | | Library and Education | | Balance December 31, 1985 | |
| HEALTH and WELFARE | | Conservation | | TAX TITLE LIENS OUTSTANDING | |
| Health Services Except Environmental | 29,618.00 | All Other | | Balance January 1, 1985 | |
| Welfare-Public Assistance | 4,500.00 | CAPITAL DEBT AUTHORIZED, DECEMBER 31, 1985 | | Transfer From Taxes | |
| Hospitals, Clinics, First Aid | | ISSUED AND UNISSUED | | Redeemed in 1985 | |
| Animal, Insect, & Rodent Control | 3,600.00 | School | 30,000 | Cancelled, Abated or Adjusted (1985) | |
| Other Welfare Services | | Self-liquidating | | Transfers to Foreclosed Property | |
| RECREATION and CONSERVATION | | Other | 359,059 | Balance December 31, 1985 | |
| Beaches and Boardwalks | | Total | 389,059 | PROPERTY ACQUIRED BY DEED OR | |
| Parks, Playgrounds, Shade Trees | 5,050.00 | | | FORECLOSURE | |
| Land Reclamation & Conservation | | ISSUED AND OUTSTANDING | | Balance January 1, 1985 | 5,850.00 |
| Other Recreational Services | 16,572.00 | School | 30,000.00 | Transfers From Taxes or Liens | |
| EDUCATION (excluding schools) | | Self-liquidating | | Sale for Cash (1985) | |
| Libraries | 2,500.00 | Other | | Cancelled, Abated or Adjusted (1985) | |
| Other Educational Services | | Total | 30,000.00 | Balance December 31, 1985 | 5,850.00 |
| STATUTORY EXPENDITURES | | EQUALIZED VALUATION BASIS | | CURRENT FINANCES DECEMBER 31, 1985 | |
| Pensions & F. I. C. A. | 143,107.06 | FOR NET DEBT COMPUTATION | 251,559,249 | ASSETS | |
| Employee Fringe Benefits | | REAL PROPERTY VALUATIONS | | Cash Dec. 31, 1985 | 1,037,202.82 |
| Other Statutory Expenditures | 5,000.00 | Code Class # of Parcels % VAL'N | ASSESSED VALUATION | Taxes Receivable | 21,772.05 |
| CETA And Other Public Employment Programs | | 1 Vacant Land 94 1.84 | 2,998,600.00 | Tax Title Liens | |
| MUNICIPAL FUNCTIONS | | 2 Residential 1712 58.59 | 95,406,800.00 | Foreclosed Property | 5,850.00 |
| CAPITAL IMPROVEMENTS *MEMO* | 20,000.00 | 3 Farm | | Emergencies & Other Deferred Charges | 27,092.29 |
| DEBT SERVICE | | 4a Commercial 112 34.68 | 56,464,700.00 | State and Federal Aid Receivable | 10,199.18 |
| Principal Payments | 248,419.11 | 4b Industrial 26 2.70 | 4,401,900.00 | Other Receivables | 28,256.00 |
| Interest Payments | 7,834.60 | 4c Apartments 3 2.19 | 3,565,400.00 | Total | 1,130,372.34 |
| DEFERRED CHARGES | | Total 1947 | 162,837,400.00 | LIABILITIES, RESERVES, AND SURPLUS | |
| SCHOOL, COUNTY, SPECIAL DISTRICT TAXES | 31,636.00 | Land Area 1.10 Sq. Miles | | Cash Liabilities | 460,382.98 |
| RESERVE FOR UNCOLLECTED TAXES | 3,348,316.42 | Net Valuation Taxable-Municipal | 195,522,323 | Reserves for Receivables | 36,793.30 |
| EXPENDITURES | | Net Valuation Taxable-County | 286,797,159 | Surplus Dec. 31, 1985 | 633,196.06 |
| TOTAL | 5,879,849.02 | State Equalized Valuation | 310,185,605 | Total | 1,130,372.34 |
| | | State Equalization Ratio | 58.68 | | |

1434
 Population 1980 **6,852**
 Population 1985 **6,647**
 S & P Rating **A**
 Moody Rating **A**

General Tax Rate Per \$100. **5.30**
 State Equalized Tax Rate **2.24**

ROCKAWAY BOROUGH – MORRIS COUNTY
Form of Government:
Borough Council
Number of Members on Governing Body – 6

PER CAPITA:
 Gross Debt **557.29**
 Net Debt **207.06**
 Debt Service **13.25**
 Total Tax Levy **796.32**
 Municipal Expenditures **347.93**

PER CENT:
 Gross Debt **1.79**
 Net Debt **.66**
 Tax Levy Collected **96.91**
 Tax Levy Cancelled, Abated or Adjusted

| EXPENDITURES | | REVENUES-REALIZED | | 1985 PROPERTY TAX | |
|---|--------------|--|--|--|--------------|
| GENERAL GOVERNMENT | | | | STATE EQUALIZED TAX RATE → | |
| Governing Body & Public Boards | 680.00 | 1985 Property Taxes Collected | | Local District School Taxes | 1,970,659.50 |
| Municipal Clerk | | 1985 Payments in Lieu of Taxes | | Regional & Consolidated School Tax | 1,240,803.67 |
| Financial Administration | 36,900.00 | Delinquent Tax & Lien Collections | | School Taxes in Municipal Budget | |
| Assessment of Taxes | 11,347.00 | Business Personalty Replacement Taxes | | County Taxes | 850,965.05 |
| Collection of Taxes | 17,792.00 | Taxes from Public Utilities | | County Library Taxes | |
| Planning, Housing & Development | 15,501.00 | Other Miscellaneous Tax Revenues | | Local Municipal Purpose Taxes | 1,202,582.27 |
| Human Resources | 29,754.00 | State Aid Revenues | | Veteran & Senior Citizen Taxes | 57,700.00 |
| Elections | | Federal Aid Revenues | | Total Taxes for Rate Computation | 5,322,710.49 |
| General Administration (other) | 282,066.63 | State and Local Fiscal Assistance Act Utilized | | Special District Taxes | |
| JUDICIARY | | Sale of Acquired Property | | Bank Corp. Taxes | 10,221.77 |
| Municipal Courts | 25,785.00 | Other Miscellaneous Revenues | | Added and Omitted Taxes | 17,874.27 |
| PUBLIC SAFETY | | Total | | Total Taxes Levied - ABSTRACT | 5,293,106.53 |
| Fire Protection | 43,620.00 | Prior Years Surplus Appropriated | | Total Taxes Billed | 5,286,884.91 |
| Police Protection | 416,510.94 | REVENUES | | 1985 TAXES COLLECTED | 5,123,501.09 |
| Civil Defense & Disaster Control | | Reserve For Uncollected Taxes | | 1985 Taxes Cancelled, Abated or Adjusted | |
| Environmental Inspection & Control | 30,154.00 | CAPITAL OUTLAY | | Transfer to Tax Title Liens or Foreclosed | 49,234.70 |
| Other Public Safety | | TOTAL | | Balance Outstanding Dec. 31, 1985 | 114,149.12 |
| PUBLIC WORKS | | Public Enterprises | | PRIOR YEARS TAXES OUTSTANDING | |
| Streets and Drainage | 197,102.00 | Recreation—Culture | | Balance January 1, 1985 | 162,138.02 |
| Sewers and Sewage Processing | 191,498.00 | Public Works | | Collected in 1985 | 83,243.93 |
| Garbage and Trash Disposal | 170,700.00 | Buildings and Grounds | | Cancelled, Abated or Adjusted 1985 | |
| Public Buildings and Grounds | 12,650.00 | Library and Education | | Transfers to Tax Title Liens or Foreclosed | 26,048.96 |
| Other Public Works | 23,800.00 | Conservation | | Balance December 31, 1985 | 52,845.13 |
| HEALTH and WELFARE | | All Other | | TAX TITLE LIENS OUTSTANDING | |
| Health Services Except Environmental | 59,326.00 | CAPITAL DEBT AUTHORIZED, DECEMBER 31, 1985 | | Balance January 1, 1985 | 35,351.00 |
| Welfare-Public Assistance | 6,510.00 | ISSUED AND UNISSUED | | Transfer From Taxes | 81,859.66 |
| Hospitals, Clinics, First Aid | | GROSS DEBT | | Redeemed in 1985 | 44,766.98 |
| Animal, Insect, & Rodent Control | | NET DEBT | | Cancelled, Abated or Adjusted (1985) | |
| Other Welfare Services | | SCHOOL | | Transfers to Foreclosed Property | |
| RECREATION and CONSERVATION | | Self-liquidating | | Balance December 31, 1985 | 72,443.68 |
| Beaches and Boardwalks | | Other | | PROPERTY ACQUIRED BY DEED OR | |
| Parks, Playgrounds, Shade Trees | 500.00 | Total | | FORECLOSURE | |
| Land Reclamation & Conservation | | ISSUED AND OUTSTANDING | | Balance January 1, 1985 | 69,100.00 |
| Other Recreational Services | 43,950.00 | SCHOOL | | Transfers From Taxes or Liens | |
| EDUCATION (excluding schools) | | Self-liquidating | | Sale for Cash (1985) | |
| Libraries | 41,815.00 | Other | | Cancelled, Abated or Adjusted (1985) | |
| Other Educational Services | | Total | | Balance December 31, 1985 | 69,100.00 |
| STATUTORY EXPENDITURES | | EQUALIZED VALUATION BASIS | | CURRENT FINANCES DECEMBER 31, 1985 | |
| Pensions & F. I. C. A. | 100,958.79 | FOR NET DEBT COMPUTATION | | ASSETS | |
| Employee Fringe Benefits | 50,200.00 | REAL PROPERTY VALUATIONS | | Cash Dec. 31, 1985 | 883,600.82 |
| Other Statutory Expenditures | 6,100.00 | Code Class # of Parcels % VAL'N | | Taxes Receivable | 166,994.25 |
| CETA And Other Public Employment Programs | | 1 Vacant Land 131 2.07 | | Tax Title Liens | 72,443.68 |
| MUNICIPAL FUNCTIONS | | 2 Residential 1667 62.81 | | Foreclosed Property | 69,100.00 |
| CAPITAL IMPROVEMENTS | *MEMO* | 3 Farm | | Emergencies & Other Deferred Charges | 58,860.64 |
| DEBT SERVICE | | 4a Commercial 150 18.99 | | State and Federal Aid Receivable | |
| Principal Payments | 19,500.00 | 4b Industrial 24 10.18 | | Other Receivables | 39,205.77 |
| Interest Payments | 68,574.07 | 4c Apartments 24 5.96 | | Total | 1,290,205.16 |
| DEFERRED CHARGES | | Total 1996 | | LIABILITIES, RESERVES, AND SURPLUS | |
| SCHOOL, COUNTY, SPECIAL DISTRICT TAXES | 93,463.68 | Land Area 2.00 Sq. Miles | | Cash Liabilities | 240,108.68 |
| RESERVE FOR UNCOLLECTED TAXES | 4,062,428.22 | Net Valuation Taxable-Municipal | | Reserves for Receivables | 336,866.70 |
| EXPENDITURES | | Net Valuation Taxable-County | | Surplus Dec. 31, 1985 | 713,229.78 |
| TOTAL | 6,375,090.19 | State Equalized Valuation | | Total | 1,290,205.16 |
| | | State Equalization Ratio | | | |

1435
 Population 1980 **19,850**
 Population 1985 **19,722**
 S & P Rating **A**
 Moody Rating **A**

General Tax Rate Per \$100. **2.43**
 State Equalized Tax Rate **2.42**

ROCKAWAY TWP. - MORRIS CO.
Form of Government:
Mayor-Council Plan F (OMCL 50)
Number of Members on Governing Body - 9

PER CAPITA:
 Gross Debt **1,018.60**
 Net Debt **806.93**
 Debt Service **86.36**
 Total Tax Levy **1,125.49**
 Municipal Expenditures **517.85**

PER CENT:
 Gross Debt **2.49**
 Net Debt **1.97**
 Tax Levy Collected **96.32**
 Tax Levy Cancelled, Abated or Adjusted **.04**

| EXPENDITURES | | REVENUES-REALIZED | | 1985 PROPERTY TAX | |
|---|----------------------|--|----------------------|--|---------------------------|
| GENERAL GOVERNMENT | | | | STATE EQUALIZED TAX RATE | |
| Governing Body & Public Boards | | 1985 Property Taxes Collected | 21,448,850.89 | Local District School Taxes | .89 8,145,469.50 |
| Municipal Clerk | | 1985 Payments in Lieu of Taxes | | Regional & Consolidated School Tax | .53 4,866,667.79 |
| Financial Administration | 134,817.00 | Delinquent Tax & Lien Collections | 539,560.71 | School Taxes in Municipal Budget | |
| Assessment of Taxes | 69,625.00 | Business Personalty Replacement Taxes | 287,109.08 | County Taxes | .35 3,199,561.19 |
| Collection of Taxes | 85,300.00 | Taxes from Public Utilities | 795,267.00 | County Library Taxes | .01 126,569.70 |
| Planning, Housing & Development | 43,590.00 | Other Miscellaneous Tax Revenues | | Local Municipal Purpose Taxes | .62 5,677,570.00 |
| Human Resources | | State Aid Revenues | 258,645.45 | Veteran & Senior Citizen Taxes | 125,700.00 |
| Elections | 4,230.00 | Federal Aid Revenues | | Total Taxes for Rate Computation | 2.40 22,141,538.18 |
| General Administration (other) | 1,466,074.69 | State and Local Fiscal Assistance Act Utilized | 232,054.00 | Special District Taxes | |
| JUDICIARY | | Sale of Acquired Property | | Bank Corp. Taxes | 5,025.90 |
| Municipal Courts | 106,074.00 | Other Miscellaneous Revenues | 1,565,444.24 | Added and Omitted Taxes | 176,107.47 |
| PUBLIC SAFETY | | Total | 25,126,931.37 | Total Taxes Levied - ABSTRACT | 22,196,971.55 |
| Fire Protection | 292,282.00 | Prior Years Surplus Appropriated | 499,300.00 | Total Taxes Billed | 22,268,238.44 |
| Police Protection | 1,750,855.77 | REVENUES TOTAL | 25,626,231.37 | 1985 TAXES COLLECTED | 21,448,850.89 |
| Civil Defense & Disaster Control | 4,431.00 | Reserve For Uncollected Taxes | 789,062.24 | 1985 Taxes Cancelled, Abated or Adjusted | 9,145.11 |
| Environmental Inspection & Control | 142,045.00 | CAPITAL OUTLAY TOTAL | 1,935,527.30 | Transfer to Tax Title Liens or Foreclosed | 137,888.74 |
| Other Public Safety | | | | Balance Outstanding Dec. 31, 1985 | 672,353.70 |
| PUBLIC WORKS | | | | PRIOR YEARS TAXES OUTSTANDING | |
| Streets and Drainage | 1,022,939.13 | Public Enterprises | 27,441.30 | Balance January 1, 1985 | 585,294.75 |
| Sewers and Sewage Processing | 17,793.00 | Recreation—Culture | 4,671.15 | Collected in 1985 | 478,260.84 |
| Garbage and Trash Disposal | 65,500.00 | Public Works | 1,848,939.20 | Cancelled, Abated or Adjusted 1985 | 3,236.43 |
| Public Buildings and Grounds | 81,317.37 | Buildings and Grounds | 54,475.65 | Transfers to Tax Title Liens or Foreclosed | 36,452.70 |
| Other Public Works | 142,812.00 | Library and Education | | Balance December 31, 1985 | 67,344.78 |
| HEALTH and WELFARE | | Conservation | | TAX TITLE LIENS OUTSTANDING | |
| Health Services Except Environmental | 357,515.00 | All Other | | Balance January 1, 1985 | 661,912.46 |
| Welfare-Public Assistance | 7,100.00 | CAPITAL DEBT AUTHORIZED, DECEMBER 31, 1985 | | Transfer From Taxes | 185,204.82 |
| Hospitals, Clinics, First Aid | | ISSUED AND UNISSUED GROSS DEBT NET DEBT | | Redeemed in 1985 | 61,299.87 |
| Animal, Insect, & Rodent Control | 19,882.00 | School 3,326,709 | | Cancelled, Abated or Adjusted (1985) | |
| Other Welfare Services | | Self-liquidating 697,361 | | Transfers to Foreclosed Property | |
| RECREATION and CONSERVATION | | Other 16,064,777 | 15,914,337 | Balance December 31, 1985 | 785,817.41 |
| Beaches and Boardwalks | | Total 20,088,847 | 15,914,337 | PROPERTY ACQUIRED BY DEED OR FORECLOSURE | |
| Parks, Playgrounds, Shade Trees | 165,157.91 | ISSUED AND OUTSTANDING | | Balance January 1, 1985 | 1,666,450.00 |
| Land Reclamation & Conservation | 5,155.00 | School 2,659,183.14 | | Transfers From Taxes or Liens | |
| Other Recreational Services | 201,698.22 | Self-Liquidating 697,361.00 | | Sale for Cash (1985) | 1,025,124.00 |
| EDUCATION (excluding schools) | | Other 16,015,514.00 | | Cancelled, Abated or Adjusted (1985) | 295,426.00 |
| Libraries | 226,981.75 | Total 19,372,058.14 | | Balance December 31, 1985 | 345,900.00 |
| Other Educational Services | 2,038.00 | EQUALIZED VALUATION BASIS | | CURRENT FINANCES DECEMBER 31, 1985 | |
| STATUTORY EXPENDITURES | | FOR NET DEBT COMPUTATION 807,480,112 | | ASSETS | |
| Pensions & F. I. C. A. | 523,706.00 | REAL PROPERTY VALUATIONS | | Cash Dec. 31, 1985 | 2,841,524.43 |
| Employee Fringe Benefits | 420,977.22 | Code Class # of Parcels % VAL'N ASSESSED VALUATION | | Taxes Receivable | 739,698.48 |
| Other Statutory Expenditures | 20,000.00 | 1 Vacant Land 1253 9.56 86,509,100.00 | | Tax Title Liens | 785,817.41 |
| CETA And Other Public Employment Programs | | 2 Residential 5883 61.52 556,687,000.00 | | Foreclosed Property | 345,900.00 |
| MUNICIPAL FUNCTIONS TOTAL | 7,379,897.06 | 3 Farm 14 .02 120,700.00 | | Emergencies & Other Deferred Charges | 1,236,553.95 |
| CAPITAL IMPROVEMENTS *MEMO* | 65,000.00 | 4a Commercial 115 18.89 170,904,800.00 | | State and Federal Aid Receivable | 5,914.29 |
| DEBT SERVICE | | 4b Industrial 20 7.80 70,596,900.00 | | Other Receivables | 394,825.93 |
| Principal Payments | 612,000.00 | 4c Apartments 10 2.22 20,128,400.00 | | Total | 6,350,234.49 |
| Interest Payments | 1,091,158.69 | Total 7295 904,946,900.00 | | LIABILITIES, RESERVES, AND SURPLUS | |
| DEFERRED CHARGES | 340,882.89 | Land Area 42.35 Sq. Miles | | Cash Liabilities | 3,303,691.66 |
| SCHOOL, COUNTY, SPECIAL DISTRICT TAXES | 16,338,268.18 | Net Valuation Taxable-Municipal | 909,141,192 | Reserves for Receivables | 2,266,241.82 |
| RESERVE FOR UNCOLLECTED TAXES | 789,062.24 | Net Valuation Taxable-County | 891,784,862 | Surplus Dec. 31, 1985 | 780,301.01 |
| EXPENDITURES TOTAL | 26,551,269.06 | State Equalized Valuation | 912,684,382 | Total | 6,350,234.49 |
| | | State Equalization Ratio | 99.61 | | |

0255

Population 1980 **192**
 Population 1985 **188**
 S & P Rating
 Moody Rating **A1**

General Tax Rate Per \$100.

State Equalized Tax Rate **.98**
.79

ROCKLEIGH BOROUGH – BERGEN COUNTY**Form of Government:****Borough Council****Number of Members on Governing Body – 6**

PER CAPITA:

Gross Debt **3,684.97**
 Net Debt **3,684.97**
 Debt Service **526.36**
 Total Tax Levy **4,299.60**
 Municipal Expenditures **2,674.73**

PER CENT:

Gross Debt **.73**
 Net Debt **.73**
 Tax Levy Collected **99.75**
 Tax Levy Cancelled, Abated
 or Adjusted

| EXPENDITURES | | REVENUES-REALIZED | | 1985 PROPERTY TAX | |
|--|---------------------|--|----------------------|--|-------------------|
| GENERAL GOVERNMENT | | | | STATE EQUALIZED TAX RATE .10 | |
| Governing Body & Public Boards | | 1985 Property Taxes Collected | 811,080.99 | Local District School Taxes | 101,677.17 |
| Municipal Clerk | | 1985 Payments in Lieu of Taxes | | Regional & Consolidated School Tax | |
| Financial Administration | | Delinquent Tax & Lien Collections | 7,112.03 | School Taxes in Municipal Budget | |
| Assessment of Taxes | 3,000.00 | Business Personalty Replacement Taxes | 39,203.08 | County Taxes | 397,074.81 |
| Collection of Taxes | 5,549.88 | Taxes from Public Utilities | 63,048.00 | County Library Taxes | |
| Planning, Housing & Development | 4,000.00 | Other Miscellaneous Tax Revenues | | Local Municipal Purpose Taxes | 308,311.63 |
| Human Resources | | State Aid Revenues | | Veteran & Senior Citizen Taxes | 2,150.00 |
| Elections | | Federal Aid Revenues | | Total Taxes for Rate Computation | 809,213.61 |
| General Administration (other) | 73,311.23 | State and Local Fiscal Assistance Act Utilized | 5,891.48 | Special District Taxes | |
| JUDICIARY | | Sale of Acquired Property | | Bank Corp. Taxes | |
| Municipal Courts | 480.50 | Other Miscellaneous Revenues | 37,992.88 | Added and Omitted Taxes | 1,260.28 |
| PUBLIC SAFETY | | Total | 964,328.46 | Total Taxes Levied - ABSTRACT | 808,323.89 |
| Fire Protection | 28,949.20 | Prior Years Surplus Appropriated | 70,000.00 | Total Taxes Billed | 813,076.03 |
| Police Protection | 156,000.00 | REVENUES TOTAL | 1,034,328.46 | 1985 TAXES COLLECTED | 811,080.99 |
| Civil Defense & Disaster Control | | Reserve For Uncollected Taxes | 22,319.88 | 1985 Taxes Cancelled, Abated or Adjusted | |
| Environmental Inspection & Control | 9,664.31 | CAPITAL OUTLAY TOTAL | 130,140.60 | Transfer to Tax Title Liens or Foreclosed | |
| Other Public Safety | | | | Balance Outstanding Dec. 31, 1985 | 1,995.04 |
| PUBLIC WORKS | | | | PRIOR YEARS TAXES OUTSTANDING | |
| Streets and Drainage | 31,300.05 | Public Enterprises | | Balance January 1, 1985 | 8,904.82 |
| Sewers and Sewage Processing | | Recreation—Culture | | Collected in 1985 | 7,112.03 |
| Garbage and Trash Disposal | 15,000.00 | Public Works | | Cancelled, Abated or Adjusted 1985 | 1,691.23 |
| Public Buildings and Grounds | 14,500.00 | Buildings and Grounds | 130,140.60 | Transfers to Tax Title Liens or Foreclosed | |
| Other Public Works | | Library and Education | | Balance December 31, 1985 | 101.56 |
| HEALTH and WELFARE | | Conservation | | TAX TITLE LIENS OUTSTANDING | |
| Health Services Except Environmental | 6,200.00 | All Other | | Balance January 1, 1985 | |
| Welfare-Public Assistance | | CAPITAL DEBT AUTHORIZED, DECEMBER 31, 1985 | | Transfer From Taxes | |
| Hospitals, Clinics, First Aid | | ISSUED AND UNISSUED GROSS DEBT | | Redeemed in 1985 | |
| Animal, Insect, & Rodent Control | 765.36 | School | | Cancelled, Abated or Adjusted (1985) | |
| Other Welfare Services | | Self-liquidating | | Transfers to Foreclosed Property | |
| RECREATION and CONSERVATION | | Other | 692,775 | Balance December 31, 1985 | |
| Beaches and Boardwalks | | Total | 692,775 | PROPERTY ACQUIRED BY DEED OR | |
| Parks, Playgrounds, Shade Trees | | ISSUED AND OUTSTANDING | | FORECLOSURE | |
| Land Reclamation & Conservation | 1,300.00 | School | | Balance January 1, 1985 | |
| Other Recreational Services | | Self-Liquidating | | Transfers From Taxes or Liens | |
| EDUCATION (excluding schools) | | Other | | Sale for Cash (1985) | |
| Libraries | 200.00 | Total | 610,000.00 | Cancelled, Abated or Adjusted (1985) | |
| Other Educational Services | | EQUALIZED VALUATION BASIS | | Balance December 31, 1985 | |
| STATUTORY EXPENDITURES | | FOR NET DEBT COMPUTATION | 95,092,661 | CURRENT FINANCES DECEMBER 31, 1985 | |
| Pensions & F. I. C. A. | 4,060.64 | REAL PROPERTY VALUATIONS | | ASSETS | |
| Employee Fringe Benefits | | Code Class # of Parcels % VAL'N | | Cash Dec. 31, 1985 | 194,186.86 |
| Other Statutory Expenditures | 175.00 | 1 Vacant Land 20 2.11 | 1,739,800.00 | Taxes Receivable | 2,096.60 |
| CETA And Other Public Employment Programs | | 2 Residential 57 13.40 | 11,063,800.00 | Tax Title Liens | |
| MUNICIPAL FUNCTIONS TOTAL | 354,456.17 | 3 Farm | | Foreclosed Property | |
| CAPITAL IMPROVEMENTS *MEMO* | 10,000.00 | 4a Commercial 5 6.22 | 5,133,200.00 | Emergencies & Other Deferred Charges | 2,980.51 |
| DEBT SERVICE | | 4b Industrial 14 78.27 | 64,613,000.00 | State and Federal Aid Receivable | 160.00 |
| Principal Payments | 70,000.00 | 4c Apartments | | Other Receivables | 34,719.41 |
| Interest Payments | 28,956.18 | Total 96 | 82,549,800.00 | Total | 234,143.38 |
| DEFERRED CHARGES | 27,117.15 | Land Area 1.00 Sq. Miles | | LIABILITIES, RESERVES, AND SURPLUS | |
| SCHOOL, COUNTY, SPECIAL DISTRICT TAXES | 498,751.98 | Net Valuation Taxable-Municipal | 82,838,342 | Cash Liabilities | 113,170.54 |
| RESERVE FOR UNCOLLECTED TAXES | 22,319.88 | Net Valuation Taxable-County | 97,988,111 | Reserves for Receivables | 36,816.01 |
| EXPENDITURES TOTAL | 1,001,601.36 | State Equalized Valuation | 102,252,228 | Surplus Dec. 31, 1985 | 84,156.83 |
| | | State Equalization Ratio | 80.96 | Total | 234,143.38 |

1817
Population 1980 717
Population 1985 702
S & P Rating
Moody Rating

General Tax Rate Per \$100. 1.52
State Equalized Tax Rate 1.27

ROCKY HILL BOROUGH – SOMERSET CO.
Form of Government:
Borough Council
Number of Members on Governing Body – 6

PER CAPITA:
Gross Debt 232.62
Net Debt 230.07
Debt Service 25.92
Total Tax Levy 646.82
Municipal Expenditures 350.51
PER CENT:
Gross Debt .53
Net Debt .52
Tax Levy Collected 96.44
Tax Levy Cancelled, Abated or Adjusted

| EXPENDITURES | | REVENUES-REALIZED | | 1985 PROPERTY TAX | |
|---|------------|--|--------------------|--|------------|
| GENERAL GOVERNMENT | | | | STATE EQUALIZED TAX RATE | |
| Governing Body & Public Boards | | 1985 Property Taxes Collected | 417,068.91 | Local District School Taxes | .61 |
| Municipal Clerk | | 1985 Payments in Lieu of Taxes | 18,091.42 | Regional & Consolidated School Tax | |
| Financial Administration | 7,100.00 | Delinquent Tax & Lien Collections | 26,014.44 | School Taxes in Municipal Budget | |
| Assessment of Taxes | 2,300.00 | Business Personalty Replacement Taxes | 57,978.00 | County Taxes | .48 |
| Collection of Taxes | 5,955.00 | Taxes from Public Utilities | 6,168.40 | County Library Taxes | .04 |
| Planning, Housing & Development | 12,851.00 | Other Miscellaneous Tax Revenues | 2,833.00 | Local Municipal Purpose Taxes | .14 |
| Human Resources | | State Aid Revenues | 43,199.87 | Veteran & Senior Citizen Taxes | |
| Elections | 400.00 | Federal Aid Revenues | 93,267.58 | Total Taxes for Rate Computation | 1.27 |
| General Administration (other) | 40,393.06 | State and Local Fiscal Assistance Act Utilized | 664,621.62 | Special District Taxes | |
| JUDICIARY | | Sale of Acquired Property | 571,354.04 | Bank Corp. Taxes | |
| Municipal Courts | 4,505.00 | Other Miscellaneous Revenues | 34,415.21 | Added and Omitted Taxes | |
| PUBLIC SAFETY | | Total | 29,328.52 | Total Taxes Levied - ABSTRACT | |
| Fire Protection | 12,400.00 | Prior Years Surplus Appropriated | 2,847.70 | Total Taxes Billed | 454,064.74 |
| Police Protection | 6,600.00 | REVENUES TOTAL | 664,621.62 | 1985 TAXES COLLECTED | 417,068.91 |
| Civil Defense & Disaster Control | 150.00 | Reserve For Uncollected Taxes | 26,480.82 | 1985 Taxes Cancelled, Abated or Adjusted | |
| Environmental Inspection & Control | 6,440.00 | CAPITAL OUTLAY TOTAL | 2,847.70 | Transfer to Tax Title Liens or Foreclosed | |
| Other Public Safety | | Public Enterprises | 2,847.70 | Balance Outstanding Dec. 31, 1985 | 15,379.70 |
| PUBLIC WORKS | | Recreation—Culture | | PRIOR YEARS TAXES OUTSTANDING | |
| Streets and Drainage | 19,120.00 | Public Works | 26,480.82 | Balance January 1, 1985 | 18,884.53 |
| Sewers and Sewage Processing | 27,972.00 | Buildings and Grounds | | Collected in 1985 | 18,091.42 |
| Garbage and Trash Disposal | 7,490.00 | Library and Education | | Cancelled, Abated or Adjusted 1985 | |
| Public Buildings and Grounds | | Conservation | | Transfers to Tax Title Liens or Foreclosed | |
| Other Public Works | | All Other | | Balance December 31, 1985 | 793.11 |
| HEALTH and WELFARE | | CAPITAL DEBT AUTHORIZED, DECEMBER 31, 1985 | | TAX TITLE LIENS OUTSTANDING | |
| Health Services Except Environmental | 1,214.00 | ISSUED AND UNISSUED | | Balance January 1, 1985 | |
| Welfare-Public Assistance | 225.00 | School | 132,900 | Transfer From Taxes | |
| Hospitals, Clinics, First Aid | | Self-liquidating | 30,400 | Redeemed in 1985 | |
| Animal, Insect, & Rodent Control | | Other | 163,300 | Cancelled, Abated or Adjusted (1985) | |
| Other Welfare Services | | Total | 161,511 | Transfers to Foreclosed Property | |
| RECREATION and CONSERVATION | | ISSUED AND OUTSTANDING | | Balance December 31, 1985 | |
| Beaches and Boardwalks | | School | 132,000.00 | PROPERTY ACQUIRED BY DEED OR | |
| Parks, Playgrounds, Shade Trees | | Self-Liquidating | 30,400.00 | FORECLOSURE | |
| Land Reclamation & Conservation | | Other | 162,400.00 | Balance January 1, 1985 | |
| Other Recreational Services | 4,000.00 | Total | 162,400.00 | Transfers From Taxes or Liens | |
| EDUCATION (excluding schools) | | EQUALIZED VALUATION BASIS | | Sale for Cash (1985) | |
| Libraries | 2,500.00 | FOR NET DEBT COMPUTATION | 30,772.257 | Cancelled, Abated or Adjusted (1985) | |
| Other Educational Services | | REAL PROPERTY VALUATIONS | | Balance December 31, 1985 | |
| STATUTORY EXPENDITURES | | Code Class # of Parcels % VAL'N | ASSESSED VALUATION | CURRENT FINANCES DECEMBER 31, 1985 | |
| Pensions & F. I. C. A. | 3,180.00 | 1 Vacant Land 17 1.66 | 465,800.00 | ASSETS | |
| Employee Fringe Benefits | | 2 Residential 232 85.60 | 23,999,100.00 | Cash Dec. 31, 1985 | 244,892.02 |
| Other Statutory Expenditures | 300.00 | 3 Farm 7 .12 | 33,300.00 | Taxes Receivable | 16,172.81 |
| CETA And Other Public Employment Programs | | 4a Commercial 17 5.90 | 1,654,500.00 | Tax Title Liens | |
| MUNICIPAL FUNCTIONS TOTAL | 165,095.06 | 4b Industrial 1 4.45 | 1,247,500.00 | Foreclosed Property | |
| CAPITAL IMPROVEMENTS *MEMO* | 42,200.00 | 4c Apartments 5 2.27 | 636,450.00 | Emergencies & Other Deferred Charges | 7,378.06 |
| DEBT SERVICE | | Total 279 | 28,036,650.00 | State and Federal Aid Receivable | 583.15 |
| Principal Payments | 15,200.00 | Land Area .60 Sq. Miles | | Other Receivables | 14,912.61 |
| Interest Payments | 2,996.92 | Net Valuation Taxable-Municipal | 28,101,784 | Total | 283,938.65 |
| DEFERRED CHARGES | 28,353.61 | Net Valuation Taxable-County | 32,332,328 | LIABILITIES, RESERVES, AND SURPLUS | |
| SCHOOL, COUNTY, SPECIAL DISTRICT TAXES | 378,628.46 | State Equalized Valuation | 33,565,731 | Cash Liabilities | 107,570.54 |
| RESERVE FOR UNCOLLECTED TAXES | 34,415.21 | State Equalization Ratio | 83.69 | Reserves for Receivables | 31,085.42 |
| EXPENDITURES TOTAL | 624,689.26 | | | Surplus Dec. 31, 1985 | 145,282.69 |
| | | | | Total | 283,938.65 |

1341
 Population 1980 **835**
 Population 1985 **866**
 S & P Rating
 Moody Rating

General Tax Rate Per \$100. **2.80**
 State Equalized Tax Rate **2.74**

ROOSEVELT BOROUGH – MONMOUTH CO.
Form of Government:
Borough Council
Number of Members on Governing Body – 6

PER CAPITA:
 Gross Debt **573.13**
 Net Debt
 Debt Service
 Total Tax Levy **678.80**
 Municipal Expenditures **243.52**

PER CENT:
 Gross Debt **2.54**
 Net Debt
 Tax Levy Collected **94.90**
 Tax Levy Cancelled, Abated or Adjusted

| EXPENDITURES | | REVENUES-REALIZED | | 1985 PROPERTY TAX | |
|---|-------------------|--|----------------------|--|-------------------|
| GENERAL GOVERNMENT | | | | STATE EQUALIZED TAX RATE | |
| Governing Body & Public Boards | | | | Local District School Taxes | 1.78 |
| Municipal Clerk | | | | Regional & Consolidated School Tax | 380,495.00 |
| Financial Administration | 8,935.00 | 1985 Property Taxes Collected | 557,880.36 | School Taxes in Municipal Budget | |
| Assessment of Taxes | 2,164.00 | 1985 Payments in Lieu of Taxes | | County Taxes | .50 * |
| Collection of Taxes | 7,380.00 | Delinquent Tax & Lien Collections | 24,901.40 | County Library Taxes | .02 |
| Planning, Housing & Development | 1,734.00 | Business Personality Replacement Taxes | 4,603.64 | Local Municipal Purpose Taxes | .44 |
| Human Resources | | Taxes from Public Utilities | 54,122.00 | Veteran & Senior Citizen Taxes | |
| Elections | | Other Miscellaneous Tax Revenues | | Total Taxes for Rate Computation | 2.74 |
| General Administration (other) | 49,772.58 | State Aid Revenues | 12,290.03 | Special District Taxes | |
| JUDICIARY | | Federal Aid Revenues | | Bank Corp. Taxes | |
| Municipal Courts | 4,000.00 | State and Local Fiscal Assistance Act Utilized | 3,677.09 | Added and Omitted Taxes | 1,349.10 |
| PUBLIC SAFETY | | Sale of Acquired Property | | Total Taxes Levied - ABSTRACT | 587,840.25 |
| Fire Protection | 2,819.00 | Other Miscellaneous Revenues | 38,075.89 | Total Taxes Billed | 587,840.25 |
| Police Protection | 6,575.00 | Total | 695,550.41 | 1985 TAXES COLLECTED | 557,880.36 |
| Civil Defense & Disaster Control | 50.00 | Prior Years Surplus Appropriated | 59,000.00 | 1985 Taxes Cancelled, Abated or Adjusted | |
| Environmental Inspection & Control | 3,250.00 | REVENUES TOTAL | 754,550.41 | Transfer to Tax Title Liens or Foreclosed | |
| Other Public Safety | | Reserve For Uncollected Taxes | 30,000.00 | Balance Outstanding Dec. 31, 1985 | 29,959.89 |
| PUBLIC WORKS | | CAPITAL OUTLAY TOTAL | 106,433.85 | PRIOR YEARS TAXES OUTSTANDING | |
| Streets and Drainage | 33,612.09 | Public Enterprises | 81,691.81 | Balance January 1, 1985 | 26,780.77 |
| Sewers and Sewage Processing | | Recreation—Culture | | Collected in 1985 | 24,901.40 |
| Garbage and Trash Disposal | 29,977.00 | Public Works | 24,742.04 | Cancelled, Abated or Adjusted 1985 | |
| Public Buildings and Grounds | 18,175.00 | Buildings and Grounds | | Transfers to Tax Title Liens or Foreclosed | |
| Other Public Works | 5,000.00 | Library and Education | | Balance December 31, 1985 | 1,879.37 |
| HEALTH and WELFARE | | Conservation | | TAX TITLE LIENS OUTSTANDING | |
| Health Services Except Environmental | | All Other | | Balance January 1, 1985 | |
| Welfare-Public Assistance | 100.00 | CAPITAL DEBT AUTHORIZED, DECEMBER 31, 1985 | | Transfer From Taxes | |
| Hospitals, Clinics, First Aid | | ISSUED AND UNISSUED | | Redeemed in 1985 | |
| Animal, Insect, & Rodent Control | 200.00 | School | | Cancelled, Abated or Adjusted (1985) | |
| Other Welfare Services | | Self-liquidating | 496,326 | Transfers to Foreclosed Property | |
| RECREATION and CONSERVATION | | Other | | Balance December 31, 1985 | |
| Beaches and Boardwalks | | Total | 496,326 | PROPERTY ACQUIRED BY DEED OR | |
| Parks, Playgrounds, Shade Trees | 2,000.00 | ISSUED AND OUTSTANDING | | FORECLOSURE | |
| Land Reclamation & Conservation | | School | | Balance January 1, 1985 | |
| Other Recreational Services | 700.00 | Self-Liquidating | 395,681.55 | Transfers From Taxes or Liens | |
| EDUCATION (excluding schools) | | Other | | Sale for Cash (1985) | |
| Libraries | 189.00 | Total | 395,681.55 | Cancelled, Abated or Adjusted (1985) | |
| Other Educational Services | | EQUALIZED VALUATION BASIS | | Balance December 31, 1985 | |
| STATUTORY EXPENDITURES | | FOR NET DEBT COMPUTATION | 19,548,687 | CURRENT FINANCES DECEMBER 31, 1985 | |
| Pensions & F. I. C. A. | 3,458.98 | REAL PROPERTY VALUATIONS | | ASSETS | |
| Employee Fringe Benefits | | Code Class # of Parcels % VAL'N | | Cash Dec. 31, 1985 | 340,970.64 |
| Other Statutory Expenditures | 800.00 | 1 Vacant Land 23 2.54 | 528,100.00 | Taxes Receivable | 31,839.26 |
| CETA And Other Public Employment Programs | | 2 Residential 276 84.93 | 17,691,900.00 | Tax Title Liens | |
| MUNICIPAL FUNCTIONS TOTAL | 180,891.65 | 3 Farm 25 3.94 | 820,730.00 | Foreclosed Property | |
| CAPITAL IMPROVEMENTS *MEMO* | 35,000.00 | 4a Commercial 6 3.66 | 762,600.00 | Emergencies & Other Deferred Charges | |
| DEBT SERVICE | | 4b Industrial 3 1.78 | 370,500.00 | State and Federal Aid Receivable | |
| Principal Payments | | 4c Apartments 1 3.16 | 657,900.00 | Other Receivables | 10,484.68 |
| Interest Payments | | Total 334 | 20,831,730.00 | Total | 383,294.58 |
| DEFERRED CHARGES | | Land Area 1.93 Sq. Miles | | LIABILITIES, RESERVES, AND SURPLUS | |
| SCHOOL, COUNTY, SPECIAL DISTRICT TAXES | 491,431.95 | Net Valuation Taxable-Municipal | 20,910,692 | Cash Liabilities | 190,698.38 |
| RESERVE FOR UNCOLLECTED TAXES | 30,000.00 | Net Valuation Taxable-County | 19,645,523 | Reserves for Receivables | 42,323.94 |
| EXPENDITURES TOTAL | 702,323.60 | State Equalized Valuation | 21,396,737 | Surplus Dec. 31, 1985 | 150,272.26 |
| | | State Equalization Ratio | 97.72 | Total | 383,294.58 |

0718

Population 1980 **5,330**
 Population 1985 **5,498**
 S & P Rating
 Moody Rating

General Tax Rate Per \$100.

4.18

State Equalized Tax Rate

2.05**ROSELAND BOROUGH – ESSEX COUNTY****Form of Government:****Borough Council****Number of Members on Governing Body – 6**

PER CAPITA:

Gross Debt **1,245.28**
 Net Debt **1,021.75**
 Debt Service **29.76**
 Total Tax Levy **1,680.83**
 Municipal Expenditures **582.89**

PER CENT:

Gross Debt **1.77**
 Net Debt **1.45**
 Tax Levy Collected **98.05**
 Tax Levy Cancelled, Abated or Adjusted **1.09**

| EXPENDITURES | | REVENUES-REALIZED | | 1985 PROPERTY TAX | |
|---|----------------------|--|-----------------------|--|---------------------|
| GENERAL GOVERNMENT | | | | STATE EQUALIZED TAX RATE → .34 | 1,515,711.50 |
| Governing Body & Public Boards | | 1985 Property Taxes Collected | 9,067,494.16 | Local District School Taxes → .45 | 2,032,704.11 |
| Municipal Clerk | | 1985 Payments in Lieu of Taxes | | Regional & Consolidated School Tax | |
| Financial Administration | 15,840.00 | Delinquent Tax & Lien Collections | 91,066.00 | School Taxes in Municipal Budget | |
| Assessment of Taxes | 24,645.00 | Business Personalty Replacement Taxes | 162,787.20 | County Taxes | 4,361,892.61 |
| Collection of Taxes | 18,347.00 | Taxes from Public Utilities | 669,638.00 | County Library Taxes | |
| Planning, Housing & Development | 58,218.00 | Other Miscellaneous Tax Revenues | | Local Municipal Purpose Taxes | 1,262,492.35 |
| Human Resources | 31,831.60 | State Aid Revenues | 46,618.91 | Veteran & Senior Citizen Taxes | 35,000.00 |
| Elections | 1,200.00 | Federal Aid Revenues | | Total Taxes for Rate Computation | 9,207,800.57 |
| General Administration (other) | 491,821.00 | State and Local Fiscal Assistance Act Utilized | 21,273.00 | Special District Taxes | |
| JUDICIARY | | Sale of Acquired Property | | Bank Corp. Taxes | 14,545.11 |
| Municipal Courts | 55,068.00 | Other Miscellaneous Revenues | 396,479.21 | Added and Omitted Taxes | 53,852.69 |
| PUBLIC SAFETY | | Total | 10,455,356.48 | Total Taxes Levied - ABSTRACT | 9,241,198.37 |
| Fire Protection | 57,431.00 | Prior Years Surplus Appropriated | 700,000.00 | Total Taxes Billed | 9,247,745.97 |
| Police Protection | 816,522.09 | REVENUES TOTAL | 11,155,356.48 | 1985 TAXES COLLECTED | 9,067,494.16 |
| Civil Defense & Disaster Control | 3,850.00 | Reserve For Uncollected Taxes | 284,552.88 | 1985 Taxes Cancelled, Abated or Adjusted | 100,931.32 |
| Environmental Inspection & Control | 80,341.00 | CAPITAL OUTLAY TOTAL | 715,687.24 | Transfer to Tax Title Liens or Foreclosed | 2,980.34 |
| Other Public Safety | | | | Balance Outstanding Dec. 31, 1985 | 76,340.15 |
| PUBLIC WORKS | | | | PRIOR YEARS TAXES OUTSTANDING | |
| Streets and Drainage | 203,023.00 | Public Enterprises | 69,266.90 | Balance January 1, 1985 | 102,059.98 |
| Sewers and Sewage Processing | | Recreation—Culture | | Collected in 1985 | 89,360.50 |
| Garbage and Trash Disposal | 149,000.00 | Public Works | 233,886.11 | Cancelled, Abated or Adjusted 1985 | 10,045.02 |
| Public Buildings and Grounds | 103,146.00 | Buildings and Grounds | 412,534.23 | Transfers to Tax Title Liens or Foreclosed | 2,614.26 |
| Other Public Works | | Library and Education | | Balance December 31, 1985 | 40.20 |
| HEALTH and WELFARE | | Conservation | | TAX TITLE LIENS OUTSTANDING | |
| Health Services Except Environmental | 27,773.00 | All Other | | Balance January 1, 1985 | 3,213.26 |
| Welfare-Public Assistance | 6,600.00 | CAPITAL DEBT AUTHORIZED, DECEMBER 31, 1985 | | Transfer From Taxes | 5,955.85 |
| Hospitals, Clinics, First Aid | | ISSUED AND UNISSUED | | Redeemed in 1985 | 1,705.50 |
| Animal, Insect, & Rodent Control | 2,079.00 | School | 1,213,497 | Cancelled, Abated or Adjusted (1985) | |
| Other Welfare Services | | Self-liquidating | 1,205,700 | Transfers to Foreclosed Property | |
| RECREATION and CONSERVATION | | Other | 4,427,339 | Balance December 31, 1985 | 7,463.61 |
| Beaches and Boardwalks | | Total | 6,846,536 | PROPERTY ACQUIRED BY DEED OR | |
| Parks, Playgrounds, Shade Trees | 7,981.00 | ISSUED AND OUTSTANDING | | FORECLOSURE | |
| Land Reclamation & Conservation | 1,930.00 | School | 1,213,497.13 | Balance January 1, 1985 | 247,200.00 |
| Other Recreational Services | 64,550.00 | Self-Liquidating | 1,175,000.00 | Transfers From Taxes or Liens | |
| EDUCATION (excluding schools) | | Other | 2,825,410.50 | Sale for Cash (1985) | |
| Libraries | 94,701.00 | Total | 5,213,907.63 | Cancelled, Abated or Adjusted (1985) | |
| Other Educational Services | 100.00 | EQUALIZED VALUATION BASIS | | Balance December 31, 1985 | 247,200.00 |
| STATUTORY EXPENDITURES | | FOR NET DEBT COMPUTATION | 386,736,432 | CURRENT FINANCES DECEMBER 31, 1985 | |
| Pensions & F. I. C. A. | 170,652.00 | REAL PROPERTY VALUATIONS | | ASSETS | |
| Employee Fringe Benefits | 89,100.00 | Code Class # of Parcels % VAL'N | ASSESSED VALUATION | Cash Dec. 31, 1985 | 792,041.17 |
| Other Statutory Expenditures | 5,000.00 | 1 Vacant Land 123 3.79 | 8,287,300.00 | Taxes Receivable | 76,380.35 |
| CETA And Other Public Employment Programs | | 2 Residential 1462 38.64 | 84,586,500.00 | Tax Title Liens | 7,463.61 |
| MUNICIPAL FUNCTIONS TOTAL | 2,580,749.69 | 3 Farm 9 4.45 | 9,727,500.00 | Foreclosed Property | 247,200.00 |
| CAPITAL IMPROVEMENTS *MEMO* | 103,951.00 | 4a Commercial 58 40.25 | 88,117,700.00 | Emergencies & Other Deferred Charges | 46,500.00 |
| DEBT SERVICE | | 4b Industrial 30 8.80 | 19,258,200.00 | State and Federal Aid Receivable | 5,756.38 |
| Principal Payments | 70,000.00 | 4c Apartments 1 4.09 | 8,949,800.00 | Other Receivables | 99,456.13 |
| Interest Payments | 93,629.86 | Total 1683 | 218,927,000.00 | Total | 1,274,797.64 |
| DEFERRED CHARGES | 175,793.43 | Land Area 3.58 Sq. Miles | | LIABILITIES, RESERVES, AND SURPLUS | |
| SCHOOL, COUNTY, SPECIAL DISTRICT TAXES | 7,910,308.22 | Net Valuation Taxable-Municipal | 219,949,600 | Cash Liabilities | 302,409.77 |
| RESERVE FOR UNCOLLECTED TAXES | 284,552.88 | Net Valuation Taxable-County | 409,383,753 | Reserves for Receivables | 416,334.29 |
| EXPENDITURES TOTAL | 11,115,034.08 | State Equalized Valuation | 447,085,957 | Surplus Dec. 31, 1985 | 556,053.58 |
| | | State Equalization Ratio | 49.08 | Total | 1,274,797.64 |

2014
Population 1980 20,641
Population 1985 20,692
S & P Rating
Moody Rating A

General Tax Rate Per \$100. 4.80
State Equalized Tax Rate 3.05

ROSELLE BOROUGH – UNION COUNTY
Form of Government:
Borough Council
Number of Members on Governing Body – 6

PER CAPITA:
Gross Debt 111.54
Net Debt 111.54
Debt Service 16.04
Total Tax Levy 622.91
Municipal Expenditures 406.56
PER CENT:
Gross Debt .61
Net Debt .61
Tax Levy Collected 96.43
Tax Levy Cancelled, Abated or Adjusted .04

| EXPENDITURES | | REVENUES-REALIZED | | 1985 PROPERTY TAX | |
|---|---------------|--|----------------|--|------------------|
| GENERAL GOVERNMENT | | | | STATE EQUALIZED TAX RATE | |
| Governing Body & Public Boards | | 1985 Property Taxes Collected | 12,414,781.97 | Local District School Taxes 1.35 | 5,673,504.50 |
| Municipal Clerk | | 1985 Payments in Lieu of Taxes | 30,000.00 | Regional & Consolidated School Tax | |
| Financial Administration | 22,500.00 | Delinquent Tax & Lien Collections | 453,869.25 | School Taxes in Municipal Budget | |
| Assessment of Taxes | 37,664.00 | Business Personalty Replacement Taxes | 216,995.24 | County Taxes | .50 2,103,264.57 |
| Collection of Taxes | 106,446.00 | Taxes from Public Utilities | 1,171,086.00 | County Library Taxes | |
| Planning, Housing & Development | 10,567.00 | Other Miscellaneous Tax Revenues | | Local Municipal Purpose Taxes 1.19 | 5,011,190.88 |
| Human Resources | 169,871.28 | State Aid Revenues | 596,570.70 | Veteran & Senior Citizen Taxes | 235,850.00 |
| Elections | | Federal Aid Revenues | | Total Taxes for Rate Computation 3.04 | 13,023,809.95 |
| General Administration (other) | 725,526.10 | State and Local Fiscal Assistance Act Utilized | 196,803.00 | Special District Taxes | |
| JUDICIARY | | Sale of Acquired Property | | Bank Corp. Taxes | 22,118.30 |
| Municipal Courts | 67,574.00 | Other Miscellaneous Revenues | 540,735.65 | Added and Omitted Taxes | 79,098.18 |
| PUBLIC SAFETY | | Total | 15,620,841.81 | Total Taxes Levied - ABSTRACT | 12,889,176.43 |
| Fire Protection | 1,038,239.00 | Prior Years Surplus Appropriated | 400,000.00 | Total Taxes Billed | 12,874,578.66 |
| Police Protection | 1,418,811.97 | REVENUES TOTAL | 16,020,841.81 | 1985 TAXES COLLECTED | 12,414,781.97 |
| Civil Defense & Disaster Control | 7,053.00 | Reserve For Uncollected Taxes | 640,000.00 | 1985 Taxes Cancelled, Abated or Adjusted | 4,819.20 |
| Environmental Inspection & Control | 45,386.00 | | | Transfer to Tax Title Liens or Foreclosed | 63,999.50 |
| Other Public Safety | | CAPITAL OUTLAY TOTAL | 301,790.34 | Balance Outstanding Dec. 31, 1985 | 390,977.99 |
| PUBLIC WORKS | | | | PRIOR YEARS TAXES OUTSTANDING | |
| Streets and Drainage | 712,730.29 | Public Enterprises | | Balance January 1, 1985 | 360,178.26 |
| Sewers and Sewage Processing | 737,700.00 | Recreation—Culture | | Collected in 1985 | 334,184.28 |
| Garbage and Trash Disposal | 929,175.00 | Public Works | 82,858.75 | Cancelled, Abated or Adjusted 1985 | 250.00 |
| Public Buildings and Grounds | 43,200.00 | Buildings and Grounds | 153,931.59 | Transfers to Tax Title Liens or Foreclosed | 23,786.54 |
| Other Public Works | 67,000.00 | Library and Education | | Balance December 31, 1985 | 1,957.44 |
| HEALTH and WELFARE | | Conservation | 65,000.00 | TAX TITLE LIENS OUTSTANDING | |
| Health Services Except Environmental | 134,131.00 | All Other | | Balance January 1, 1985 | 269,315.83 |
| Welfare-Public Assistance | 53,531.00 | | | Transfer From Taxes | 91,221.58 |
| Hospitals, Clinics, First Aid | | CAPITAL DEBT AUTHORIZED, DECEMBER 31, 1985 | | Redeemed in 1985 | 119,684.97 |
| Animal, Insect, & Rodent Control | 11,000.00 | ISSUED AND UNISSUED | | Cancelled, Abated or Adjusted (1985) | |
| Other Welfare Services | | School | | Transfers to Foreclosed Property | 12,366.33 |
| RECREATION and CONSERVATION | | Self-liquidating | | Balance December 31, 1985 | 228,486.11 |
| Beaches and Boardwalks | | Other | 2,307,964 | PROPERTY ACQUIRED BY DEED OR | |
| Parks, Playgrounds, Shade Trees | 44,000.00 | Total | 2,307,964 | FORECLOSURE | |
| Land Reclamation & Conservation | 1,800.57 | | | Balance January 1, 1985 | 159,634.67 |
| Other Recreational Services | 43,091.00 | ISSUED AND OUTSTANDING | | Transfers From Taxes or Liens | 12,366.33 |
| EDUCATION (excluding schools) | | School | | Sale for Cash (1985) | |
| Libraries | 129,665.00 | Self-Liquidating | | Cancelled, Abated or Adjusted (1985) | |
| Other Educational Services | | Other | 2,202,150.00 | Balance December 31, 1985 | 172,001.00 |
| STATUTORY EXPENDITURES | | Total | 2,202,150.00 | CURRENT FINANCES DECEMBER 31, 1985 | |
| Pensions & F. I. C. A. | 614,400.37 | EQUALIZED VALUATION BASIS | | ASSETS | |
| Employee Fringe Benefits | 244,508.00 | FOR NET DEBT COMPUTATION | 378,639,677 | Cash Dec. 31, 1985 | 1,577,109.15 |
| Other Statutory Expenditures | | REAL PROPERTY VALUATIONS | | Taxes Receivable | 392,935.43 |
| CETA And Other Public Employment Programs | | Code Class # of Parcels % VAL'N | | Tax Title Liens | 228,486.11 |
| MUNICIPAL FUNCTIONS TOTAL | 7,415,570.58 | 1 Vacant Land 286 1.23 | 3,193,600.00 | Foreclosed Property | 172,001.00 |
| CAPITAL IMPROVEMENTS *MEMO* | 45,000.00 | 2 Residential 4904 71.68 | 186,504,700.00 | Emergencies & Other Deferred Charges | 170,873.10 |
| DEBT SERVICE | | 3 Farm | | State and Federal Aid Receivable | 144,206.21 |
| Principal Payments | 160,000.00 | 4a Commercial 245 11.65 | 30,305,100.00 | Other Receivables | 60,752.88 |
| Interest Payments | 171,943.82 | 4b Industrial 85 7.06 | 18,356,700.00 | Total | 2,746,363.88 |
| DEFERRED CHARGES | 25,107.65 | 4c Apartments 50 8.39 | 21,829,400.00 | LIABILITIES, RESERVES, AND SURPLUS | |
| SCHOOL, COUNTY, SPECIAL DISTRICT TAXES | 7,776,769.07 | Total 5570 | 260,189,500.00 | Cash Liabilities | 901,501.44 |
| RESERVE FOR UNCOLLECTED TAXES | 640,000.00 | Land Area 2.70 Sq. Miles | | Reserves for Receivables | 854,175.42 |
| EXPENDITURES TOTAL | 16,189,391.12 | Net Valuation Taxable-Municipal | 266,572,510 | Surplus Dec. 31, 1985 | 990,687.02 |
| | | Net Valuation Taxable-County | 386,410,514 | Total | 2,746,363.88 |
| | | State Equalized Valuation | 416,546,374 | | |
| | | State Equalization Ratio | 63.44 | | |

2015
 Population 1980 **13,377**
 Population 1985 **13,263**
 S & P Rating
 Moody Rating **A**

General Tax Rate Per \$100. **3.12**
 State Equalized Tax Rate **2.81**

ROSELLE PARK BORO. — UNION CO.
Form of Government:
Borough Council
Number of Members on Governing Body — 6

PER CAPITA:
 Gross Debt **334.66**
 Net Debt **286.00**
 Debt Service **42.68**
 Total Tax Levy **696.76**
 Municipal Expenditures **334.42**

PER CENT:
 Gross Debt **1.48**
 Net Debt **1.26**
 Tax Levy Collected **98.32**
 Tax Levy Cancelled, Abated or Adjusted **.06**

| EXPENDITURES | | REVENUES-REALIZED | | 1985 PROPERTY TAX | |
|---|----------------------|--|----------------------|---|---------------------|
| GENERAL GOVERNMENT | | | | STATE EQUALIZED TAX RATE → 1.54 | |
| Governing Body & Public Boards | | 1985 Property Taxes Collected | 9,082,181.81 | Local District School Taxes | 5,060,606.50 |
| Municipal Clerk | | 1985 Payments in Lieu of Taxes | | Regional & Consolidated School Tax | |
| Financial Administration | 10,500.00 | Delinquent Tax & Lien Collections | 133,438.86 | School Taxes in Municipal Budget | |
| Assessment of Taxes | 12,045.00 | Business Personalty Replacement Taxes | 115,096.12 | County Taxes | .50 |
| Collection of Taxes | 49,280.00 | Taxes from Public Utilities | 617,992.00 | County Library Taxes | |
| Planning, Housing & Development | 10,400.00 | Other Miscellaneous Tax Revenues | | Local Municipal Purpose Taxes | .77 |
| Human Resources | 20,797.00 | State Aid Revenues | 170,466.44 | Veteran & Senior Citizen Taxes | |
| Elections | | Federal Aid Revenues | | Total Taxes for Rate Computation | 2.81 |
| General Administration (other) | 541,166.00 | State and Local Fiscal Assistance Act Utilized | 80,133.00 | Special District Taxes | |
| JUDICIARY | | Sale of Acquired Property | | Bank Corp. Taxes | 7,083.92 |
| Municipal Courts | 45,770.00 | Other Miscellaneous Revenues | 367,547.91 | Added and Omitted Taxes | 5,432.17 |
| PUBLIC SAFETY | | Total | 10,566,856.14 | Total Taxes Levied - ABSTRACT | 9,241,062.73 |
| Fire Protection | 134,385.80 | Prior Years Surplus Appropriated | 500,000.00 | Total Taxes Billed | 9,237,492.82 |
| Police Protection | 925,210.26 | REVENUES TOTAL | 11,066,856.14 | 1985 TAXES COLLECTED | 9,082,181.81 |
| Civil Defense & Disaster Control | 8,255.00 | Reserve For Uncollected Taxes | 322,000.00 | 1985 Taxes Cancelled, Abated or Adjusted | 5,219.84 |
| Environmental Inspection & Control | 39,795.30 | CAPITAL OUTLAY TOTAL | 309,067.93 | Transfer to Tax Title Liens or Foreclosed | 5,250.96 |
| Other Public Safety | | Public Enterprises | 79,583.30 | Balance Outstanding Dec. 31, 1985 | 144,840.21 |
| PUBLIC WORKS | | Recreation—Culture | 89,073.71 | PRIOR YEARS TAXES OUTSTANDING | |
| Streets and Drainage | 588,628.58 | Public Works | 49,176.27 | Balance January 1, 1985 | 132,941.75 |
| Sewers and Sewage Processing | 387,938.00 | Buildings and Grounds | 75,522.39 | Collected in 1985 | 130,150.59 |
| Garbage and Trash Disposal | 73,250.00 | Library and Education | 15,712.26 | Cancelled, Abated or Adjusted 1985 | |
| Public Buildings and Grounds | | Conservation | | Transfers to Tax Title Liens or Foreclosed | 2,791.16 |
| Other Public Works | | All Other | | Balance December 31, 1985 | |
| HEALTH and WELFARE | | | | TAX TITLE LIENS OUTSTANDING | |
| Health Services Except Environmental | 55,880.00 | | | Balance January 1, 1985 | 21,294.09 |
| Welfare-Public Assistance | 11,520.00 | | | Transfer From Taxes | 8,539.23 |
| Hospitals, Clinics, First Aid | | | | Redeemed in 1985 | 3,288.27 |
| Animal, Insect, & Rodent Control | 5,300.00 | | | Cancelled, Abated or Adjusted (1985) | |
| Other Welfare Services | 2,760.00 | | | Transfers to Foreclosed Property | |
| RECREATION and CONSERVATION | | | | Balance December 31, 1985 | 26,545.05 |
| Beaches and Boardwalks | | | | PROPERTY ACQUIRED BY DEED OR | |
| Parks, Playgrounds, Shade Trees | 19,342.00 | | | FORECLOSURE | |
| Land Reclamation & Conservation | | | | Balance January 1, 1985 | 147,450.00 |
| Other Recreational Services | 10,080.00 | | | Transfers From Taxes or Liens | |
| EDUCATION (excluding schools) | | | | Sale for Cash (1985) | |
| Libraries | 99,650.00 | | | Cancelled, Abated or Adjusted (1985) | |
| Other Educational Services | | | | Balance December 31, 1985 | 147,450.00 |
| STATUTORY EXPENDITURES | | | | CURRENT FINANCES DECEMBER 31, 1985 | |
| Pensions & F. I. C. A. | 292,539.70 | | | ASSETS | |
| Employee Fringe Benefits | 192,792.92 | | | Cash Dec. 31, 1985 | 896,783.60 |
| Other Statutory Expenditures | 10,000.00 | | | Taxes Receivable | 144,840.21 |
| CETA And Other Public Employment Programs | | | | Tax Title Liens | 26,545.05 |
| MUNICIPAL FUNCTIONS | | | | Foreclosed Property | 147,450.00 |
| CAPITAL IMPROVEMENTS | 41,000.00 | | | Emergencies & Other Deferred Charges | 79,881.00 |
| DEBT SERVICE | | | | State and Federal Aid Receivable | |
| Principal Payments | 272,500.00 | | | Other Receivables | 37,401.39 |
| Interest Payments | 293,584.59 | | | Total | 1,332,901.25 |
| DEFERRED CHARGES | | | | LIABILITIES, RESERVES, AND SURPLUS | |
| SCHOOL, COUNTY, SPECIAL DISTRICT TAXES | 6,699,845.20 | | | Cash Liabilities | 443,706.15 |
| RESERVE FOR UNCOLLECTED TAXES | 322,000.00 | | | Reserves for Receivables | 335,814.64 |
| EXPENDITURES | 11,135,215.35 | | | Surplus Dec. 31, 1985 | 553,380.46 |
| | | | | Total | 1,332,901.25 |

1436
 Population 1980 **18,878**
 Population 1985 **19,672**
 S & P Rating **A**
 Moody Rating **AAA**

General Tax Rate Per \$100.

2.78

State Equalized Tax Rate

2.26

ROXBURY TOWNSHIP – MORRIS COUNTY

Form of Government:

Council-Manager Plan F (OMCL 50)

Number of Members on Governing Body – 5

PER CAPITA:

Gross Debt **640.87**

Net Debt **228.31**

Debt Service **28.67**

Total Tax Levy **889.85**

Municipal Expenditures **386.65**

PER CENT:

Gross Debt **1.92**

Net Debt **.68**

Tax Levy Collected **96.61**

Tax Levy Cancelled, Abated

or Adjusted **.05**

| EXPENDITURES | | REVENUES-REALIZED | | 1985 PROPERTY TAX | |
|--|------------------|--|--|--|---------------|
| GENERAL GOVERNMENT | | | | STATE EQUALIZED TAX RATE | |
| Governing Body & Public Boards | 3,000.00 | 1985 Property Taxes Collected | | Local District School Taxes | 1.40 |
| Municipal Clerk | | 1985 Payments in Lieu of Taxes | | Regional & Consolidated School Tax | |
| Financial Administration | 104,745.00 | Delinquent Tax & Lien Collections | | School Taxes in Municipal Budget | |
| Assessment of Taxes | 62,550.00 | Business Personalty Replacement Taxes | | County Taxes | .36 |
| Collection of Taxes | 68,250.00 | Taxes from Public Utilities | | County Library Taxes | |
| Planning, Housing & Development | 122,730.00 | Other Miscellaneous Tax Revenues | | Local Municipal Purpose Taxes | .49 |
| Human Resources | 10,000.00 | State Aid Revenues | | Veteran & Senior Citizen Taxes | |
| Elections | 4,406.11 | Federal Aid Revenues | | Total Taxes for Rate Computation | 2.25 |
| General Administration (other) | 799,527.00 | State and Local Fiscal Assistance Act Utilized | | Special District Taxes | |
| JUDICIARY | | Sale of Acquired Property | | Bank Corp. Taxes | 27,652.90 |
| Municipal Courts | 110,600.00 | Other Miscellaneous Revenues | | Added and Omitted Taxes | 297,768.36 |
| PUBLIC SAFETY | | Total | | Total Taxes Levied - ABSTRACT | 17,505,040.02 |
| Fire Protection | 175,294.50 | Prior Years Surplus Appropriated | | Total Taxes Billed | 17,530,467.55 |
| Police Protection | 1,109,399.00 | REVENUES | | 1985 TAXES COLLECTED | 16,935,528.91 |
| Civil Defense & Disaster Control | | Reserve For Uncollected Taxes | | 1985 Taxes Cancelled, Abated or Adjusted | 9,051.03 |
| Environmental Inspection & Control | 106,400.00 | CAPITAL OUTLAY | | Transfer to Tax Title Liens or Foreclosed | 6,766.52 |
| Other Public Safety | | TOTAL | | Balance Outstanding Dec. 31, 1985 | 579,121.09 |
| PUBLIC WORKS | | Public Enterprises | | PRIOR YEARS TAXES OUTSTANDING | |
| Streets and Drainage | 981,607.00 | Recreation—Culture | | Balance January 1, 1985 | 459,444.02 |
| Sewers and Sewage Processing | 205,175.00 | Public Works | | Collected in 1985 | 455,929.65 |
| Garbage and Trash Disposal | 455,320.00 | Buildings and Grounds | | Cancelled, Abated or Adjusted 1985 | 3,514.37 |
| Public Buildings and Grounds | 157,100.00 | Library and Education | | Transfers to Tax Title Liens or Foreclosed | |
| Other Public Works | 107,904.39 | Conservation | | Balance December 31, 1985 | |
| HEALTH and WELFARE | | All Other | | TAX TITLE LIENS OUTSTANDING | |
| Health Services Except Environmental | 122,543.00 | CAPITAL DEBT AUTHORIZED, DECEMBER 31, 1985 | | Balance January 1, 1985 | 119,830.27 |
| Welfare-Public Assistance | 13,920.00 | ISSUED AND UNISSUED | | Transfer From Taxes | 6,766.52 |
| Hospitals, Clinics, First Aid | 1,000.00 | GROSS DEBT | | Redeemed in 1985 | 78,705.97 |
| Animal, Insect, & Rodent Control | 22,932.00 | NET DEBT | | Cancelled, Abated or Adjusted (1985) | |
| Other Welfare Services | | School | | Transfers to Foreclosed Property | |
| RECREATION and CONSERVATION | | Self-liquidating | | Balance December 31, 1985 | 47,890.82 |
| Beaches and Boardwalks | | Other | | PROPERTY ACQUIRED BY DEED OR | |
| Parks, Playgrounds, Shade Trees | 71,800.00 | Total | | FORECLOSURE | |
| Land Reclamation & Conservation | 100,750.00 | ISSUED AND OUTSTANDING | | Balance January 1, 1985 | 532,460.00 |
| Other Recreational Services | 192,823.00 | School | | Transfers From Taxes or Liens | |
| EDUCATION (excluding schools) | | Self-liquidating | | Sale for Cash (1985) | 134,600.00 |
| Libraries | 252,577.00 | Other | | Cancelled, Abated or Adjusted (1985) | 40,400.00 |
| Other Educational Services | | Total | | Balance December 31, 1985 | 357,460.00 |
| STATUTORY EXPENDITURES | | EQUALIZED VALUATION BASIS | | CURRENT FINANCES DECEMBER 31, 1985 | |
| Pensions & F. I. C. A. | 388,125.00 | FOR NET DEBT COMPUTATION | | ASSETS | |
| Employee Fringe Benefits | 303,800.00 | REAL PROPERTY VALUATIONS | | Cash Dec. 31, 1985 | 3,611,511.27 |
| Other Statutory Expenditures | 100.00 | Code Class # of Parcels % VAL'N | | Taxes Receivable | 579,121.09 |
| CETA And Other Public Employment Programs | | ASSESSED VALUATION | | Tax Title Liens | 47,890.82 |
| MUNICIPAL FUNCTIONS | 6,054,378.00 | 1 Vacant Land 775 5.00 | | Foreclosed Property | 357,460.00 |
| CAPITAL IMPROVEMENTS | *MEMO* 95,058.00 | 2 Residential 5883 76.78 | | Emergencies & Other Deferred Charges | 22,935.96 |
| DEBT SERVICE | | 3 Farm 41 .25 | | State and Federal Aid Receivable | 784.62 |
| Principal Payments | 251,770.00 | 4a Commercial 268 13.15 | | Other Receivables | 119,513.42 |
| Interest Payments | 312,188.19 | 4b Industrial 22 4.67 | | Total | 4,739,217.18 |
| | | 4c Apartments 6 .15 | | LIABILITIES, RESERVES, AND SURPLUS | |
| | | Total 6995 | | Cash Liabilities | 1,403,031.76 |
| DEFERRED CHARGES | | Land Area 21.46 Sq. Miles | | Reserves for Receivables | 1,103,985.33 |
| SCHOOL, COUNTY, SPECIAL DISTRICT TAXES | 211,765.24 | Net Valuation Taxable-Municipal | | Surplus Dec. 31, 1985 | 2,232,200.09 |
| RESERVE FOR UNCOLLECTED TAXES | 13,467,927.82 | Net Valuation Taxable-County | | Total | 4,739,217.18 |
| EXPENDITURES | 776,047.00 | State Equalized Valuation | | | |
| TOTAL | 21,074,076.25 | State Equalization Ratio | | | |

1342
Population 1980 7,623
Population 1985 7,386
S & P Rating A+
Moody Rating A1

General Tax Rate Per \$100. 2.64
State Equalized Tax Rate 2.11

RUMSON BOROUGH - MONMOUTH CO.
Form of Government:
Borough Council
Number of Members on Governing Body - 6

PER CAPITA:
Gross Debt 1,306.04
Net Debt 1,024.62
Debt Service 117.47
Total Tax Levy 1,371.64
Municipal Expenditures 578.85
PER CENT:
Gross Debt 2.27
Net Debt 1.78
Tax Levy Collected 96.62
Tax Levy Cancelled, Abated or Adjusted .06

| EXPENDITURES | | REVENUES-REALIZED | | 1985 PROPERTY TAX | |
|---|---------------|--|--------------------|--|--------------------|
| GENERAL GOVERNMENT | | | | STATE EQUALIZED TAX RATE | |
| Governing Body & Public Boards | | 1985 Property Taxes Collected | 9,767,905.22 | Local District School Taxes | .59 2,811,375.40 |
| Municipal Clerk | | 1985 Payments in Lieu of Taxes | | Regional & Consolidated School Tax | .66 3,145,146.74 |
| Financial Administration | 16,425.00 | Delinquent Tax & Lien Collections | 286,810.21 | School Taxes in Municipal Budget | |
| Assessment of Taxes | 57,852.00 | Business Personality Replacement Taxes | 28,282.12 | County Taxes | .49 2,339,820.12 |
| Collection of Taxes | 43,061.00 | Taxes from Public Utilities | 570,426.00 | County Library Taxes | .02 87,665.31 |
| Planning, Housing & Development | 30,481.85 | Other Miscellaneous Tax Revenues | | Local Municipal Purpose Taxes | .34 1,639,398.68 |
| Human Resources | 490.00 | State Aid Revenues | 62,421.07 | Veteran & Senior Citizen Taxes | |
| Elections | 1,695.97 | Federal Aid Revenues | | Total Taxes for Rate Computation | 2.10 10,083,256.25 |
| General Administration (other) | 268,030.80 | State and Local Fiscal Assistance Act Utilized | 31,296.95 | Special District Taxes | |
| JUDICIARY | | Sale of Acquired Property | | Bank Corp. Taxes | 22,114.40 |
| Municipal Courts | 20,268.98 | Other Miscellaneous Revenues | | Added and Omitted Taxes | 85,381.90 |
| PUBLIC SAFETY | | Total | 11,723,816.53 | Total Taxes Levied - ABSTRACT | 10,130,902.55 |
| Fire Protection | 105,166.78 | Prior Years Surplus Appropriated | 600,000.00 | Total Taxes Billed | 10,109,408.39 |
| Police Protection | 594,444.23 | REVENUES TOTAL | 12,323,816.53 | 1985 TAXES COLLECTED | 9,767,905.22 |
| Civil Defense & Disaster Control | 400.00 | Reserve For Uncollected Taxes | 675,431.91 | 1985 Taxes Cancelled, Abated or Adjusted | 6,288.65 |
| Environmental Inspection & Control | 45,541.54 | CAPITAL OUTLAY TOTAL | 215,456.18 | Transfer to Tax Title Liens or Foreclosed | |
| Other Public Safety | | | | Balance Outstanding Dec. 31, 1985 | 335,214.52 |
| PUBLIC WORKS | | | | PRIOR YEARS TAXES OUTSTANDING | |
| Streets and Drainage | 467,684.70 | Public Enterprises | | Balance January 1, 1985 | 390,925.52 |
| Sewers and Sewage Processing | 260,202.71 | Recreation—Culture | | Collected in 1985 | 286,810.21 |
| Garbage and Trash Disposal | 135,015.96 | Public Works | 215,456.18 | Cancelled, Abated or Adjusted 1985 | |
| Public Buildings and Grounds | 34,397.00 | Buildings and Grounds | | Transfers to Tax Title Liens or Foreclosed | |
| Other Public Works | | Library and Education | | Balance December 31, 1985 | 104,115.31 |
| HEALTH and WELFARE | | Conservation | | TAX TITLE LIENS OUTSTANDING | |
| Health Services Except Environmental | 16,829.00 | All Other | | Balance January 1, 1985 | 13,868.60 |
| Welfare-Public Assistance | 6,092.00 | CAPITAL DEBT AUTHORIZED, DECEMBER 31, 1985 | | Transfer From Taxes | |
| Hospitals, Clinics, First Aid | | ISSUED AND UNISSUED GROSS DEBT NET DEBT | | Redeemed in 1985 | |
| Animal, Insect, & Rodent Control | 21,785.00 | School | 1,441,557 | Cancelled, Abated or Adjusted (1985) | |
| Other Welfare Services | | Self-Liquidating | | Transfers to Foreclosed Property | |
| RECREATION and CONSERVATION | | Other | 8,204,873 | Balance December 31, 1985 | 13,868.60 |
| Beaches and Boardwalks | | Total | 9,646,431 | PROPERTY ACQUIRED BY DEED OR | |
| Parks, Playgrounds, Shade Trees | 34,814.00 | | | FORECLOSURE | |
| Land Reclamation & Conservation | 118,586.66 | ISSUED AND OUTSTANDING | | Balance January 1, 1985 | 5,800.00 |
| Other Recreational Services | 37,042.41 | School | 1,091,557.32 | Transfers From Taxes or Liens | |
| EDUCATION (excluding schools) | | Self-Liquidating | | Sale for Cash (1985) | |
| Libraries | | Other | 7,900,000.00 | Cancelled, Abated or Adjusted (1985) | |
| Other Educational Services | 29,100.00 | Total | 8,991,557.32 | Balance December 31, 1985 | 5,800.00 |
| STATUTORY EXPENDITURES | | EQUALIZED VALUATION BASIS | | CURRENT FINANCES DECEMBER 31, 1985 | |
| Pensions & F. I. C. A. | 259,151.58 | FOR NET DEBT COMPUTATION | | ASSETS | |
| Employee Fringe Benefits | 91,000.00 | REAL PROPERTY VALUATIONS | | Cash Dec. 31, 1985 | 3,905,154.59 |
| Other Statutory Expenditures | 100.00 | Code Class # of Parcels % VAL'N | ASSESSED VALUATION | Taxes Receivable | 439,329.83 |
| CETA And Other Public Employment Programs | | 1 Vacant Land 127 1.82 | 6,886,000.00 | Tax Title Liens | 13,868.60 |
| MUNICIPAL FUNCTIONS TOTAL | | 2 Residential 2334 92.59 | 350,608,500.00 | Foreclosed Property | 5,800.00 |
| CAPITAL IMPROVEMENTS *MEMO* | 5,000.00 | 3 Farm | | Emergencies & Other Deferred Charges | 78,086.60 |
| DEBT SERVICE | | 4a Commercial 70 4.94 | 18,716,300.00 | State and Federal Aid Receivable | 2,827.94 |
| Principal Payments | 325,000.00 | 4b Industrial | | Other Receivables | 206,048.95 |
| Interest Payments | 542,659.95 | 4c Apartments 6 .65 | 2,469,200.00 | Total | 4,651,116.51 |
| | | Total 2537 | 378,680,000.00 | LIABILITIES, RESERVES, AND SURPLUS | |
| DEFERRED CHARGES | | Land Area 5.20 Sq. Miles | | Cash Liabilities | 2,488,070.03 |
| SCHOOL, COUNTY, SPECIAL DISTRICT TAXES | 8,384,007.57 | Net Valuation Taxable-Municipal | 380,102,793 | Reserves for Receivables | 665,047.38 |
| RESERVE FOR UNCOLLECTED TAXES | 675,431.91 | Net Valuation Taxable-County | 438,957,211 | Surplus Dec. 31, 1985 | 1,497,999.10 |
| EXPENDITURES TOTAL | 12,659,358.60 | State Equalized Valuation | 476,316,197 | Total | 4,651,116.51 |
| | | State Equalization Ratio | 79.74 | | |

0430
Population 1980 9,461
Population 1985 9,341
S & P Rating
Moody Rating A

General Tax Rate Per \$100. 4.98
State Equalized Tax Rate 2.95

RUNNEMEDE BOROUGH – CAMDEN CO.
Form of Government:
Borough Council
Number of Members on Governing Body – 6

PER CAPITA:
Gross Debt 131.84
Net Debt 69.50
Debt Service 14.98
Total Tax Levy 514.81
Municipal Expenditures 208.36
PER CENT:
Gross Debt .81
Net Debt .43
Tax Levy Collected 96.27
Tax Levy Cancelled, Abated or Adjusted .01

| EXPENDITURES | | REVENUES-REALIZED | | 1985 PROPERTY TAX | |
|---|--------------|--|--------------------|---|--------------|
| GENERAL GOVERNMENT | | | | STATE EQUALIZED TAX RATE | |
| Governing Body & Public Boards | 13,520.00 | 1985 Property Taxes Collected | 4,620,075.78 | Local District School Taxes .97 | 1,571,029.54 |
| Municipal Clerk | | 1985 Payments in Lieu of Taxes | | Regional & Consolidated School Tax .52 | 842,149.34 |
| Financial Administration | 19,850.00 | Delinquent Tax & Lien Collections | 217,566.66 | School Taxes in Municipal Budget | |
| Assessment of Taxes | 8,350.00 | Business Personalty Replacement Taxes | 69,972.08 | County Taxes 1.11 | 1,799,261.65 |
| Collection of Taxes | 44,132.00 | Taxes from Public Utilities | 616,187.00 | County Library Taxes | |
| Planning, Housing & Development | 19,093.00 | Other Miscellaneous Tax Revenues | | Local Municipal Purpose Taxes .36 | 578,000.00 |
| Human Resources | | State Aid Revenues | 130,024.16 | Veteran & Senior Citizen Taxes | 157,150.00 |
| Elections | 4,802.33 | Federal Aid Revenues | | Total Taxes for Rate Computation 2.96 | 4,947,590.53 |
| General Administration (other) | 186,416.00 | State and Local Fiscal Assistance Act Utilized | 74,932.75 | Special District Taxes | |
| JUDICIARY | | Sale of Acquired Property | 4,815.50 | Bank Corp. Taxes | 9,920.80 |
| Municipal Courts | 25,022.03 | Other Miscellaneous Revenues | 159,713.73 | Added and Omitted Taxes | 8,450.06 |
| PUBLIC SAFETY | | Total | 5,893,287.66 | Total Taxes Levied - ABSTRACT | 4,808,811.39 |
| Fire Protection | 65,300.00 | Prior Years Surplus Appropriated | 300,000.00 | Total Taxes Billed | 4,798,890.59 |
| Police Protection | 398,603.76 | REVENUES TOTAL | 6,193,287.66 | 1985 TAXES COLLECTED | 4,620,075.78 |
| Civil Defense & Disaster Control | 1,000.00 | Reserve For Uncollected Taxes | 323,099.35 | 1985 Taxes Cancelled, Abated or Adjusted | 390.54 |
| Environmental Inspection & Control | 13,003.00 | CAPITAL OUTLAY TOTAL | 103,515.87 | Transfer to Tax Title Liens or Foreclosed Balance Outstanding Dec. 31, 1985 | 178,424.27 |
| Other Public Safety | | | | PRIOR YEARS TAXES OUTSTANDING | |
| PUBLIC WORKS | | | | Balance January 1, 1985 | 191,532.41 |
| Streets and Drainage | 231,205.69 | Public Enterprises | | Collected in 1985 | 178,021.93 |
| Sewers and Sewage Processing | | Recreation—Culture | | Cancelled, Abated or Adjusted 1985 | |
| Garbage and Trash Disposal | 200,444.00 | Public Works | 102,118.96 | Transfers to Tax Title Liens or Foreclosed Balance December 31, 1985 | 13,510.48 |
| Public Buildings and Grounds | 2,000.00 | Buildings and Grounds | 1,396.91 | TAX TITLE LIENS OUTSTANDING | |
| Other Public Works | | Library and Education | | Balance January 1, 1985 | 55,495.49 |
| HEALTH and WELFARE | | Conservation | | Transfer From Taxes | |
| Health Services Except Environmental | 4,950.00 | All Other | | Redeemed in 1985 | 39,544.73 |
| Welfare-Public Assistance | 7,264.95 | CAPITAL DEBT AUTHORIZED, DECEMBER 31, 1985 | | Cancelled, Abated or Adjusted (1985) | |
| Hospitals, Clinics, First Aid | | ISSUED AND UNISSUED GROSS DEBT | | Transfers to Foreclosed Property | |
| Animal, Insect, & Rodent Control | | School 582,331 | | Balance December 31, 1985 | 15,950.76 |
| Other Welfare Services | | Self-Liquidating 649,184 | 649,184 | PROPERTY ACQUIRED BY DEED OR FORECLOSURE | |
| RECREATION and CONSERVATION | | Other 1,231,515 | 649,184 | Balance January 1, 1985 | 28,943.00 |
| Beaches and Boardwalks | | ISSUED AND OUTSTANDING | | Transfers From Taxes or Liens | |
| Parks, Playgrounds, Shade Trees | | School 582,331.12 | | Sale for Cash (1985) | 4,815.50 |
| Land Reclamation & Conservation | | Self-Liquidating 420,000.00 | | Cancelled, Abated or Adjusted (1985) | |
| Other Recreational Services | 40,100.00 | Other 1,002,331.12 | | Balance December 31, 1985 | 24,127.50 |
| EDUCATION (excluding schools) | | EQUALIZED VALUATION BASIS | | CURRENT FINANCES DECEMBER 31, 1985 | |
| Libraries | 37,000.00 | FOR NET DEBT COMPUTATION | 152,413,220 | ASSETS | |
| Other Educational Services | | REAL PROPERTY VALUATIONS | | Cash Dec. 31, 1985 | 538,172.01 |
| STATUTORY EXPENDITURES | | Code Class # of Parcels % VAL'N | ASSESSED VALUATION | Taxes Receivable | 191,934.75 |
| Pensions & F. I. C. A. | 94,573.93 | 1 Vacant Land 120 1.28 | 1,213,400.00 | Tax Title Liens | 15,950.76 |
| Employee Fringe Benefits | 51,573.56 | 2 Residential 2439 74.33 | 70,625,700.00 | Foreclosed Property | 24,127.50 |
| Other Statutory Expenditures | 3,400.00 | 3 Farm | | Emergencies & Other Deferred Charges | 3,618.56 |
| CETA And Other Public Employment Programs | | 4a Commercial 162 12.52 | 11,892,000.00 | State and Federal Aid Receivable | |
| MUNICIPAL FUNCTIONS TOTAL | 1,471,604.25 | 4b Industrial 11 2.71 | 2,572,300.00 | Other Receivables | 134,188.43 |
| CAPITAL IMPROVEMENTS *MEMO* | 5,000.00 | 4c Apartments 27 9.17 | 8,715,700.00 | Total | 907,992.01 |
| DEBT SERVICE | | Total 2759 | 95,019,100.00 | LIABILITIES, RESERVES, AND SURPLUS | |
| Principal Payments | 97,500.00 | Land Area 2.00 Sq. Miles | | Cash Liabilities | 181,315.84 |
| Interest Payments | 42,445.75 | Net Valuation Taxable-Municipal | 96,329,984 | Reserves for Receivables | 367,079.82 |
| DEFERRED CHARGES | 11,611.21 | Net Valuation Taxable-County | 155,923,792 | Surplus Dec. 31, 1985 | 359,596.35 |
| SCHOOL, COUNTY, SPECIAL DISTRICT TAXES | 4,212,440.53 | State Equalized Valuation | 161,545,454 | Total | 907,992.01 |
| RESERVE FOR UNCOLLECTED TAXES | 323,099.35 | State Equalization Ratio | 59.30 | | |
| EXPENDITURES TOTAL | 6,158,701.09 | | | | |

0256
Population 1980 19,068
Population 1985 18,663
S & P Rating
Moody Rating A1

General Tax Rate Per \$100. 4.93
State Equalized Tax Rate 2.45

RUTHERFORD BOROUGH – BERGEN CO.
Form of Government:
Borough Council
Number of Members on Governing Body – 6

PER CAPITA:
Gross Debt 259.02
Net Debt 213.79
Debt Service 28.65
Total Tax Levy 900.66
Municipal Expenditures 431.36
PER CENT:
Gross Debt .82
Net Debt .68
Tax Levy Collected 98.52
Tax Levy Cancelled, Abated or Adjusted .31

| EXPENDITURES | | REVENUES-REALIZED | | 1985 PROPERTY TAX | |
|---|---------------|--|--|---|---------------|
| GENERAL GOVERNMENT | | | | STATE EQUALIZED TAX RATE \rightarrow 1.23 | |
| Governing Body & Public Boards | | 1985 Property Taxes Collected | | Local District School Taxes | 8,295,016.50 |
| Municipal Clerk | 11,700.00 | 1985 Payments in Lieu of Taxes | | Regional & Consolidated School Tax | |
| Financial Administration | 121,413.00 | Delinquent Tax & Lien Collections | | School Taxes in Municipal Budget | |
| Assessment of Taxes | 113,938.00 | Business Personalty Replacement Taxes | | County Taxes | 2,394,233.18 |
| Collection of Taxes | 8,075.00 | Taxes from Public Utilities | | County Library Taxes | |
| Planning, Housing & Development | | Other Miscellaneous Tax Revenues | | Local Municipal Purpose Taxes | 5,910,301.50 |
| Human Resources | | State Aid Revenues | | Veteran & Senior Citizen Taxes | 191,750.00 |
| Elections | | Federal Aid Revenues | | Total Taxes for Rate Computation | 16,791,301.18 |
| General Administration (other) | 826,210.00 | State and Local Fiscal Assistance Act Utilized | | Special District Taxes | |
| JUDICIARY | | Sale of Acquired Property | | Bank Corp. Taxes | 77,818.23 |
| Municipal Courts | 111,877.00 | Other Miscellaneous Revenues | | Added and Omitted Taxes | 131,701.00 |
| PUBLIC SAFETY | | Total | | Total Taxes Levied - ABSTRACT | 16,809,070.41 |
| Fire Protection | 196,224.00 | Prior Years Surplus Appropriated | | Total Taxes Billed | 16,737,278.39 |
| Police Protection | 2,000,013.00 | REVENUES TOTAL | | 1985 TAXES COLLECTED | 16,488,745.54 |
| Civil Defense & Disaster Control | 2,050.00 | Reserve For Uncollected Taxes | | 1985 Taxes Cancelled, Abated or Adjusted | 52,079.66 |
| Environmental Inspection & Control | 55,052.00 | CAPITAL OUTLAY TOTAL | | Transfer to Tax Title Liens or Foreclosed | 1,932.56 |
| Other Public Safety | | 592,286.56 | | Balance Outstanding Dec. 31, 1985 | 194,520.63 |
| PUBLIC WORKS | | Public Enterprises | | PRIOR YEARS TAXES OUTSTANDING | |
| Streets and Drainage | 603,209.00 | Recreation—Culture | | Balance January 1, 1985 | 190,524.98 |
| Sewers and Sewage Processing | 316,438.00 | Public Works | | Collected in 1985 | 189,914.34 |
| Garbage and Trash Disposal | 558,182.00 | Buildings and Grounds | | Cancelled, Abated or Adjusted 1985 | |
| Public Buildings and Grounds | 85,325.00 | Library and Education | | Transfers to Tax Title Liens or Foreclosed | |
| Other Public Works | 111,000.00 | Conservation | | Balance December 31, 1985 | 610.64 |
| HEALTH and WELFARE | | All Other | | TAX TITLE LIENS OUTSTANDING | |
| Health Services Except Environmental | 160,180.00 | CAPITAL DEBT AUTHORIZED, DECEMBER 31, 1985 | | Balance January 1, 1985 | 7,434.32 |
| Welfare-Public Assistance | 35,130.00 | ISSUED AND UNISSUED GROSS DEBT NET DEBT | | Transfer From Taxes | 1,932.56 |
| Hospitals, Clinics, First Aid | | School 844,000 | | Redeemed in 1985 | |
| Animal, Insect, & Rodent Control | | Self-liquidating 3,990,000 | | Cancelled, Abated or Adjusted (1985) | |
| Other Welfare Services | | Other 4,834,000 | | Transfers to Foreclosed Property | |
| RECREATION and CONSERVATION | | Total 3,990,000 | | Balance December 31, 1985 | 9,366.88 |
| Beaches and Boardwalks | 245,050.00 | ISSUED AND OUTSTANDING | | PROPERTY ACQUIRED BY DEED OR FORECLOSURE | |
| Parks, Playgrounds, Shade Trees | 300.00 | School 844,000.00 | | Balance January 1, 1985 | 10,925.00 |
| Land Reclamation & Conservation | 209,254.00 | Self-Liquidating 2,925,000.00 | | Transfers From Taxes or Liens | |
| Other Recreational Services | | Other 3,769,000.00 | | Sale for Cash (1985) | |
| EDUCATION (excluding schools) | | Total 589,635,217 | | Cancelled, Abated or Adjusted (1985) | |
| Libraries | 330,956.00 | EQUALIZED VALUATION BASIS FOR NET DEBT COMPUTATION | | Balance December 31, 1985 | 10,925.00 |
| Other Educational Services | 4,700.00 | REAL PROPERTY VALUATIONS | | CURRENT FINANCES DECEMBER 31, 1985 | |
| STATUTORY EXPENDITURES | | Code Class # of Parcels % VAL'N ASSESSED VALUATION | | ASSETS | |
| Pensions & F. I. C. A. | 644,781.00 | 1 Vacant Land 152 2.37 7,811,700.00 | | Cash Dec. 31, 1985 | 1,135,253.00 |
| Employee Fringe Benefits | 316,704.00 | 2 Residential 4681 69.24 228,267,250.00 | | Taxes Receivable | 195,131.27 |
| Other Statutory Expenditures | 5,000.00 | 3 Farm 219 15.59 51,409,800.00 | | Tax Title Liens | 9,366.88 |
| CETA And Other Public Employment Programs | | 4a Commercial 28 8.69 28,653,875.00 | | Foreclosed Property | 10,925.00 |
| MUNICIPAL FUNCTIONS TOTAL | 7,072,761.00 | 4b Industrial 39 4.10 13,525,800.00 | | Emergencies & Other Deferred Charges | 2,700.00 |
| CAPITAL IMPROVEMENTS *MEMO* | 285,000.00 | Total 5119 329,668,425.00 | | State and Federal Aid Receivable | 2,413.84 |
| DEBT SERVICE | | Land Area 2.60 Sq. Miles | | Other Receivables | 5,500.00 |
| Principal Payments | 275,000.00 | Net Valuation Taxable-Municipal | | Total | 1,361,289.99 |
| Interest Payments | 259,682.50 | Net Valuation Taxable-County | | LIABILITIES, RESERVES, AND SURPLUS | |
| DEFERRED CHARGES | 29,000.00 | State Equalized Valuation | | Cash Liabilities | 711,946.82 |
| SCHOOL, COUNTY, SPECIAL DISTRICT TAXES | 10,689,249.68 | State Equalization Ratio 49.78 | | Reserves for Receivables | 218,423.15 |
| RESERVE FOR UNCOLLECTED TAXES | 413,943.00 | | | Surplus Dec. 31, 1985 | 430,920.02 |
| EXPENDITURES TOTAL | 18,739,636.18 | | | Total | 1,361,289.99 |

0257

Population 1980 **14,084**
 Population 1985 **13,865**
 S & P Rating **A**
 Moody Rating **A1**

General Tax Rate Per \$100.

2.71

State Equalized Tax Rate

1.64**SADDLE BROOK TWP. – BERGEN CO.****Form of Government:****Mayor-Council Plan B (OMCL 50)****Number of Members on Governing Body – 7****PER CAPITA:**

Gross Debt **434.43**
 Net Debt **341.53**
 Debt Service **43.83**
 Total Tax Levy **779.92**
 Municipal Expenditures **350.53**

PER CENT:

Gross Debt **1.00**
 Net Debt **.79**
 Tax Levy Collected **98.42**
 Tax Levy Cancelled, Abated or Adjusted **.22**

| EXPENDITURES | | REVENUES-REALIZED | | 1985 PROPERTY TAX | |
|---|----------------------|--|-----------------------|--|----------------------|
| GENERAL GOVERNMENT | | | | STATE EQUALIZED TAX RATE 1.64 | |
| Governing Body & Public Boards | 27,145.00 | 1985 Property Taxes Collected | 10,625,166.06 | Local District School Taxes .91 | 5,894,439.50 |
| Municipal Clerk | 50,210.15 | 1985 Payments in Lieu of Taxes | | Regional & Consolidated School Tax | |
| Financial Administration | 161,036.39 | Delinquent Tax & Lien Collections | 223,906.09 | School Taxes in Municipal Budget | |
| Assessment of Taxes | 29,178.20 | Business Personalty Replacement Taxes | 362,886.68 | County Taxes .38 | 2,491,749.65 |
| Collection of Taxes | 29,948.17 | Taxes from Public Utilities | 1,206,104.32 | County Library Taxes | |
| Planning, Housing & Development | 11,084.91 | Other Miscellaneous Tax Revenues | | Local Municipal Purpose Taxes .35 | 2,236,689.39 |
| Human Resources | 10,404.00 | State Aid Revenues | 147,951.72 | Veteran & Senior Citizen Taxes | 208,600.00 |
| Elections | 11,813.08 | Federal Aid Revenues | | Total Taxes for Rate Computation 1.64 | 10,831,478.54 |
| General Administration (other) | 188,484.87 | State and Local Fiscal Assistance Act Utilized | 122,239.17 | Special District Taxes | |
| JUDICIARY | | Sale of Acquired Property | | Bank Corp. Taxes | 29,710.32 |
| Municipal Courts | 51,942.34 | Other Miscellaneous Revenues | 476,581.30 | Added and Omitted Taxes | 161,025.40 |
| PUBLIC SAFETY | | Total | 13,164,835.34 | Total Taxes Levied - ABSTRACT | 10,813,614.26 |
| Fire Protection | 98,657.00 | Prior Years Surplus Appropriated | 339,000.00 | Total Taxes Billed | 10,795,292.94 |
| Police Protection | 1,228,022.21 | REVENUES TOTAL | 13,503,835.34 | 1985 TAXES COLLECTED | 10,625,166.06 |
| Civil Defense & Disaster Control | 5,140.00 | Reserve For Uncollected Taxes | 283,857.02 | 1985 Taxes Cancelled, Abated or Adjusted | 23,316.91 |
| Environmental Inspection & Control | 46,784.07 | CAPITAL OUTLAY TOTAL | 582,648.40 | Transfer to Tax Title Liens or Foreclosed | 8,195.04 |
| Other Public Safety | | Public Enterprises | | Balance Outstanding Dec. 31, 1985 | 138,614.93 |
| PUBLIC WORKS | | Recreation—Culture | 63,188.73 | PRIOR YEARS TAXES OUTSTANDING | |
| Streets and Drainage | 367,449.65 | Public Works | 466,064.37 | Balance January 1, 1985 | 224,529.65 |
| Sewers and Sewage Processing | 251,562.19 | Buildings and Grounds | 53,395.30 | Collected in 1985 | 223,906.09 |
| Garbage and Trash Disposal | 485,012.00 | Library and Education | | Cancelled, Abated or Adjusted 1985 | |
| Public Buildings and Grounds | 128,015.33 | Conservation | | Transfers to Tax Title Liens or Foreclosed | |
| Other Public Works | 37,500.00 | All Other | | Balance December 31, 1985 | 623.56 |
| HEALTH and WELFARE | | CAPITAL DEBT AUTHORIZED, DECEMBER 31, 1985 | | TAX TITLE LIENS OUTSTANDING | |
| Health Services Except Environmental | 31,772.13 | ISSUED AND UNISSUED | | Balance January 1, 1985 | 30,245.89 |
| Welfare-Public Assistance | 10,263.00 | SCHOOL | 103,000 | Transfer From Taxes | 8,195.04 |
| Hospitals, Clinics, First Aid | | Self-liquidating | 75,550 | Redeemed in 1985 | |
| Animal, Insect, & Rodent Control | 3,148.00 | Other | 5,844,832 | Cancelled, Abated or Adjusted (1985) | |
| Other Welfare Services | | Total | 6,023,382 | Transfers to Foreclosed Property | |
| RECREATION and CONSERVATION | | ISSUED AND OUTSTANDING | | Balance December 31, 1985 | 38,440.93 |
| Beaches and Boardwalks | 32,228.00 | SCHOOL | 103,000.00 | PROPERTY ACQUIRED BY DEED OR | |
| Parks, Playgrounds, Shade Trees | | Self-Liquidating | 10,000.00 | FORECLOSURE | |
| Land Reclamation & Conservation | 25,252.36 | Other | 5,007,925.00 | Balance January 1, 1985 | 163,649.00 |
| Other Recreational Services | | Total | 5,120,925.00 | Transfers From Taxes or Liens | |
| EDUCATION (excluding schools) | | EQUALIZED VALUATION BASIS | | Sale for Cash (1985) | |
| Libraries | 131,121.00 | FOR NET DEBT COMPUTATION | 602,170,674 | Cancelled, Abated or Adjusted (1985) | |
| Other Educational Services | | REAL PROPERTY VALUATIONS | | Balance December 31, 1985 | 163,649.00 |
| STATUTORY EXPENDITURES | | Code Class # of Parcels % VAL'N | | CURRENT FINANCES DECEMBER 31, 1985 | |
| Pensions & F. I. C. A. | 276,259.38 | 1 Vacant Land 133 1.95 | 7,624,800.00 | ASSETS | |
| Employee Fringe Benefits | 212,352.51 | 2 Residential 3785 58.25 | 227,838,300.00 | Cash Dec. 31, 1985 | 803,989.83 |
| Other Statutory Expenditures | | 3 Farm | | Taxes Receivable | 139,238.49 |
| CETA And Other Public Employment Programs | | 4a Commercial 112 19.49 | 76,254,700.00 | Tax Title Liens | 38,440.93 |
| MUNICIPAL FUNCTIONS TOTAL | 3,941,785.94 | 4b Industrial 89 18.43 | 72,108,700.00 | Foreclosed Property | 163,649.00 |
| CAPITAL IMPROVEMENTS *MEMO* | 55,000.00 | 4c Apartments 5 1.87 | 7,332,500.00 | Emergencies & Other Deferred Charges | 30,000.00 |
| DEBT SERVICE | | Total 4124 | 391,159,000.00 | State and Federal Aid Receivable | 13,260.00 |
| Principal Payments | 383,585.00 | Land Area 2.70 Sq. Miles | | Other Receivables | 29,681.04 |
| Interest Payments | 224,151.97 | Net Valuation Taxable-Municipal | 392,408,396 | Total | 1,218,259.29 |
| DEFERRED CHARGES | 26,649.42 | Net Valuation Taxable-County | 617,776,924 | LIABILITIES, RESERVES, AND SURPLUS | |
| SCHOOL, COUNTY, SPECIAL DISTRICT TAXES | 8,386,189.15 | State Equalized Valuation | 647,204,343 | Cash Liabilities | 422,109.78 |
| RESERVE FOR UNCOLLECTED TAXES | 283,857.02 | State Equalization Ratio | 60.56 | Reserves for Receivables | 371,009.46 |
| EXPENDITURES TOTAL | 13,246,218.50 | | | Surplus Dec. 31, 1985 | 425,140.05 |

0258
Population 1980 2,763
Population 1985 2,888
S & P Rating
Moody Rating

General Tax Rate Per \$100. 1.14
State Equalized Tax Rate .94

SADDLE RIVER BOROUGH – BERGEN CO.
Form of Government:
Borough Council
Number of Members on Governing Body – 6

PER CAPITA:
Gross Debt 152.53
Net Debt 152.53
Debt Service 45.47
Total Tax Levy 1,500.27
Municipal Expenditures 707.25
PER CENT:
Gross Debt .11
Net Debt .11
Tax Levy Collected 96.39
Tax Levy Cancelled, Abated or Adjusted .04

| EXPENDITURES | | REVENUES-REALIZED | | 1985 PROPERTY TAX | |
|---|--------------|--|----------------|--|------------------|
| GENERAL GOVERNMENT | | | | STATE EQUALIZED TAX RATE .36 | 1,639,514.95 |
| Governing Body & Public Boards | | 1985 Property Taxes Collected | 4,203,184.73 | Local District School Taxes | |
| Municipal Clerk | 26,500.00 | 1985 Payments in Lieu of Taxes | | Regional & Consolidated School Tax | |
| Financial Administration | 12,500.00 | Delinquent Tax & Lien Collections | 146,662.68 | School Taxes in Municipal Budget | |
| Assessment of Taxes | 25,000.00 | Business Personalty Replacement Taxes | 4,954.92 | County Taxes | .35 1,598,768.97 |
| Collection of Taxes | 17,000.00 | Taxes from Public Utilities | 572,521.00 | County Library Taxes | |
| Planning, Housing & Development | 650.00 | Other Miscellaneous Tax Revenues | | Local Municipal Purpose Taxes | .23 1,033,424.55 |
| Human Resources | | State Aid Revenues | 16,550.18 | Veteran & Senior Citizen Taxes | 13,900.00 |
| Elections | | Federal Aid Revenues | | Total Taxes for Rate Computation | .94 4,285,608.47 |
| General Administration (other) | 230,334.81 | State and Local Fiscal Assistance Act Utilized | 11,138.00 | Special District Taxes | |
| JUDICIARY | | Sale of Acquired Property | | Bank Corp. Taxes | 5,196.64 |
| Municipal Courts | 26,150.00 | Other Miscellaneous Revenues | 346,479.97 | Added and Omitted Taxes | 55,875.54 |
| PUBLIC SAFETY | | Total | 5,301,491.48 | Total Taxes Levied - ABSTRACT | 4,332,780.65 |
| Fire Protection | 45,500.00 | Prior Years Surplus Appropriated | 500,000.00 | Total Taxes Billed | 4,360,674.82 |
| Police Protection | 542,500.00 | REVENUES TOTAL | 5,801,491.48 | 1985 TAXES COLLECTED | 4,203,184.73 |
| Civil Defense & Disaster Control | 100.00 | Reserve For Uncollected Taxes | 379,989.23 | 1985 Taxes Cancelled, Abated or Adjusted | 1,687.39 |
| Environmental Inspection & Control | 48,750.00 | CAPITAL OUTLAY TOTAL | 72,710.96 | Transfer to Tax Title Liens or Foreclosed | |
| Other Public Safety | | Public Enterprises | | Balance Outstanding Dec. 31, 1985 | 155,802.70 |
| PUBLIC WORKS | | Recreation—Culture | | PRIOR YEARS TAXES OUTSTANDING | |
| Streets and Drainage | 124,300.00 | Public Works | 64,299.00 | Balance January 1, 1985 | 146,664.60 |
| Sewers and Sewage Processing | 1,000.00 | Buildings and Grounds | 8,411.96 | Collected in 1985 | 146,662.68 |
| Garbage and Trash Disposal | 205,500.00 | Library and Education | | Cancelled, Abated or Adjusted 1985 | |
| Public Buildings and Grounds | 47,500.00 | Conservation | | Transfers to Tax Title Liens or Foreclosed | |
| Other Public Works | | All Other | | Balance December 31, 1985 | 1.92 |
| HEALTH and WELFARE | | CAPITAL DEBT AUTHORIZED, DECEMBER 31, 1985 | | TAX TITLE LIENS OUTSTANDING | |
| Health Services Except Environmental | 15,260.00 | ISSUED AND UNISSUED | | Balance January 1, 1985 | |
| Welfare-Public Assistance | 500.00 | School | | Transfer From Taxes | |
| Hospitals, Clinics, First Aid | | Self-liquidating | | Redeemed in 1985 | |
| Animal, Insect, & Rodent Control | | Other | 440,500 | Cancelled, Abated or Adjusted (1985) | |
| Other Welfare Services | | Total | 440,500 | Transfers to Foreclosed Property | |
| RECREATION and CONSERVATION | | ISSUED AND OUTSTANDING | | Balance December 31, 1985 | |
| Beaches and Boardwalks | 15,000.00 | School | | PROPERTY ACQUIRED BY DEED OR | |
| Parks, Playgrounds, Shade Trees | 5,500.00 | Self-Liquidating | | FORECLOSURE | |
| Land Reclamation & Conservation | 600.00 | Other | | Balance January 1, 1985 | |
| Other Recreational Services | | Total | 393,000.00 | Transfers From Taxes or Liens | |
| EDUCATION (excluding schools) | | EQUALIZED VALUATION BASIS | | Sale for Cash (1985) | |
| Libraries | 1,000.00 | FOR NET DEBT COMPUTATION | 390,456,622 | Cancelled, Abated or Adjusted (1985) | |
| Other Educational Services | | REAL PROPERTY VALUATIONS | | Balance December 31, 1985 | |
| STATUTORY EXPENDITURES | | Code Class # of Parcels % VAL'N | | CURRENT FINANCES DECEMBER 31, 1985 | |
| Pensions & F. I. C. A. | 114,600.00 | 1 Vacant Land 229 9.40 | 35,405,400.00 | ASSETS | |
| Employee Fringe Benefits | 25,500.00 | 2 Residential 957 88.79 | 334,388,100.00 | Cash Dec. 31, 1985 | 1,744,747.22 |
| Other Statutory Expenditures | | 3 Farm 23 .61 | 2,293,500.00 | Taxes Receivable | 155,804.62 |
| CETA And Other Public Employment Programs | | 4a Commercial 15 1.20 | 4,514,500.00 | Tax Title Liens | |
| MUNICIPAL FUNCTIONS TOTAL | 1,531,244.81 | 4b Industrial | | Foreclosed Property | |
| CAPITAL IMPROVEMENTS *MEMO* | 90,000.00 | 4c Apartments | | Emergencies & Other Deferred Charges | 38,000.00 |
| DEBT SERVICE | | Total 1224 | 376,601,500.00 | State and Federal Aid Receivable | |
| Principal Payments | 99,800.00 | Land Area 4.90 Sq. Miles | | Other Receivables | 3,451.69 |
| Interest Payments | 31,505.52 | Net Valuation Taxable-Municipal | 377,613,972 | Total | 1,942,003.53 |
| DEFERRED CHARGES | | Net Valuation Taxable-County | 397,829,603 | LIABILITIES, RESERVES, AND SURPLUS | |
| SCHOOL, COUNTY, SPECIAL DISTRICT TAXES | 3,238,283.92 | State Equalized Valuation | 458,275,099 | Cash Liabilities | 742,131.59 |
| RESERVE FOR UNCOLLECTED TAXES | 379,989.23 | State Equalization Ratio | 82.36 | Reserves for Receivables | 159,256.31 |
| EXPENDITURES TOTAL | 5,280,823.48 | | | Surplus Dec. 31, 1985 | 1,040,615.63 |
| | | | | Total | 1,942,003.53 |

1712
Population 1980 6,959
Population 1985 6,946
S & P Rating
Moody Rating BAA1

General Tax Rate Per \$100. 4.00
State Equalized Tax Rate 2.83

SALEM CITY – SALEM COUNTY
Form of Government:
Special Charter (P.L. 1858 c. 65)
Number of Members on Governing Body – 9

PER CAPITA:
Gross Debt 768.93
Net Debt
Debt Service 67.15
Total Tax Levy 299.10
Municipal Expenditures 397.30
PER CENT:
Gross Debt 8.21
Net Debt
Tax Levy Collected 86.25
Tax Levy Cancelled, Abated or Adjusted .38

| EXPENDITURES | | REVENUES-REALIZED | | 1985 PROPERTY TAX | |
|---|--------------|--|---------------|--|-------------------|
| GENERAL GOVERNMENT | | | | STATE EQUALIZED TAX RATE | |
| Governing Body & Public Boards | | 1985 Property Taxes Collected | 1,780,587.16 | Local District School Taxes | 1.06 770,000.00 |
| Municipal Clerk | | 1985 Payments in Lieu of Taxes | | Regional & Consolidated School Tax | |
| Financial Administration | 42,296.42 | Delinquent Tax & Lien Collections | 271,817.70 | School Taxes in Municipal Budget | .07 53,799.68 |
| Assessment of Taxes | 29,686.35 | Business Personalty Replacement Taxes | 237,464.80 | County Taxes | .76 549,048.77 |
| Collection of Taxes | 22,196.31 | Taxes from Public Utilities | 494,072.00 | County Library Taxes | |
| Planning, Housing & Development | 47,442.91 | Other Miscellaneous Tax Revenues | | Local Municipal Purpose Taxes | .94 678,572.29 |
| Human Resources | 8,500.00 | State Aid Revenues | 668,311.95 | Veteran & Senior Citizen Taxes | 63,900.00 |
| Elections | | Federal Aid Revenues | | Total Taxes for Rate Computation | 2.83 2,115,320.74 |
| General Administration (other) | 194,279.90 | State and Local Fiscal Assistance Act Utilized | 51,879.00 | Special District Taxes | |
| JUDICIARY | | Sale of Acquired Property | 5,850.00 | Bank Corp. Taxes | 14,771.01 |
| Municipal Courts | 46,285.01 | Other Miscellaneous Revenues | 291,981.40 | Added and Omitted Taxes | 11,385.16 |
| PUBLIC SAFETY | | Total | 3,801,964.01 | Total Taxes Levied - ABSTRACT | 2,077,576.91 |
| Fire Protection | 58,069.42 | Prior Years Surplus Appropriated | 357,000.00 | Total Taxes Billed | 2,064,509.84 |
| Police Protection | 715,454.02 | REVENUES TOTAL | 4,158,964.01 | 1985 TAXES COLLECTED | 1,780,587.16 |
| Civil Defense & Disaster Control | 2,512.38 | Reserve For Uncollected Taxes | 330,250.79 | 1985 Taxes Cancelled, Abated or Adjusted | 7,747.63 |
| Environmental Inspection & Control | 13,550.00 | CAPITAL OUTLAY TOTAL | 253,271.52 | Transfer to Tax Title Liens or Foreclosed | 27,011.02 |
| Other Public Safety | | | | Balance Outstanding Dec. 31, 1985 | 249,164.03 |
| PUBLIC WORKS | | | | PRIOR YEARS TAXES OUTSTANDING | |
| Streets and Drainage | 338,164.81 | Public Enterprises | 864.96 | Balance January 1, 1985 | 270,457.11 |
| Sewers and Sewage Processing | | Recreation—Culture | | Collected in 1985 | 261,322.93 |
| Garbage and Trash Disposal | 66,781.00 | Public Works | 65,693.30 | Cancelled, Abated or Adjusted 1985 | |
| Public Buildings and Grounds | 21,611.11 | Buildings and Grounds | 185,836.26 | Transfers to Tax Title Liens or Foreclosed | |
| Other Public Works | | Library and Education | | Balance December 31, 1985 | 9,134.18 |
| HEALTH and WELFARE | | Conservation | 877.00 | TAX TITLE LIENS OUTSTANDING | |
| Health Services Except Environmental | 1,861.04 | All Other | | Balance January 1, 1985 | 26,419.13 |
| Welfare-Public Assistance | 9,464.32 | CAPITAL DEBT AUTHORIZED, DECEMBER 31, 1985 | | Transfer From Taxes | 27,442.02 |
| Hospitals, Clinics, First Aid | 1,000.00 | ISSUED AND UNISSUED | | Redeemed in 1985 | 10,494.77 |
| Animal, Insect, & Rodent Control | 5,700.00 | School | 3,009,000 | Cancelled, Abated or Adjusted (1985) | |
| Other Welfare Services | | Self-Liquidating | 632,000 | Transfers to Foreclosed Property | |
| RECREATION and CONSERVATION | | Other | 1,700,000 | Balance December 31, 1985 | 43,366.38 |
| Beaches and Boardwalks | | Total | 5,341,000 | PROPERTY ACQUIRED BY DEED OR FORECLOSURE | |
| Parks, Playgrounds, Shade Trees | 35,400.00 | ISSUED AND OUTSTANDING | | Balance January 1, 1985 | 159,700.00 |
| Land Reclamation & Conservation | | School | 3,009,000.00 | Transfers From Taxes or Liens | |
| Other Recreational Services | 2,000.00 | Self-Liquidating | 632,000.00 | Sale for Cash (1985) | 3,750.00 |
| EDUCATION (excluding schools) | | Other | 1,700,000.00 | Cancelled, Abated or Adjusted (1985) | 9,155.54 |
| Libraries | 68,250.00 | Total | 5,341,000.00 | Balance December 31, 1985 | 146,794.46 |
| Other Educational Services | | EQUALIZED VALUATION BASIS | | CURRENT FINANCES DECEMBER 31, 1985 | |
| STATUTORY EXPENDITURES | | FOR NET DEBT COMPUTATION | 65,045,868 | ASSETS | |
| Pensions & F. I. C. A. | 157,980.95 | REAL PROPERTY VALUATIONS | | Cash Dec. 31, 1985 | 903,495.97 |
| Employee Fringe Benefits | 68,000.00 | Code Class # of Parcels % VAL'N | | Taxes Receivable | 258,298.21 |
| Other Statutory Expenditures | 6,500.00 | 1 Vacant Land 217 1.01 | 489,550.00 | Tax Title Liens | 43,366.38 |
| CETA And Other Public Employment Programs | | 2 Residential 1621 54.02 | 26,147,900.00 | Foreclosed Property | 146,794.46 |
| MUNICIPAL FUNCTIONS TOTAL | 1,962,985.95 | 3 Farm 13 .28 | 135,450.00 | Emergencies & Other Deferred Charges | |
| CAPITAL IMPROVEMENTS *MEMO* | 153,447.00 | 4a Commercial 167 27.35 | 13,236,550.00 | State and Federal Aid Receivable | |
| DEBT SERVICE | | 4b Industrial 16 9.98 | 4,830,075.00 | Other Receivables | 25,828.71 |
| Principal Payments | 231,000.00 | 4c Apartments 8 7.36 | 3,562,425.00 | Total | 1,377,783.73 |
| Interest Payments | 235,419.25 | Total | 48,401,950.00 | LIABILITIES, RESERVES, AND SURPLUS | |
| TYPE I SCHL DEBT *MEMO | 466,419.25 | Land Area 2.70 Sq. Miles | | Cash Liabilities | 375,513.08 |
| DEFERRED CHARGES | | Net Valuation Taxable-Municipal | 51,293,567 | Reserves for Receivables | 474,287.76 |
| SCHOOL, COUNTY, SPECIAL DISTRICT TAXES | 1,372,848.45 | Net Valuation Taxable-County | 70,732,295 | Surplus Dec. 31, 1985 | 527,982.89 |
| RESERVE FOR UNCOLLECTED TAXES | 330,250.79 | State Equalized Valuation | 71,363,297 | Total | 1,377,783.73 |
| EXPENDITURES TOTAL | 4,132,504.44 | State Equalization Ratio | 70.71 | | |

1917
 Population 1980 **1,485**
 Population 1985 **1,545**
 S & P Rating
 Moody Rating

General Tax Rate Per \$100. **3.79**
 State Equalized Tax Rate **1.99**

SANDYSTON TOWNSHIP - SUSSEX CO.

Form of Government:

Township Committee

Number of Members on Governing Body - 3

PER CAPITA:
 Gross Debt **270.16**
 Net Debt
 Debt Service
 Total Tax Levy **745.91**
 Municipal Expenditures **305.35**

PER CENT:
 Gross Debt **.77**
 Net Debt
 Tax Levy Collected **90.66**
 Tax Levy Cancelled, Abated or Adjusted

| EXPENDITURES | | REVENUES-REALIZED | | 1985 PROPERTY TAX | |
|---|---------------------|--|----------------------|--|---------------------|
| GENERAL GOVERNMENT | | | | STATE EQUALIZED TAX RATE → | |
| Governing Body & Public Boards | | 1985 Property Taxes Collected | 1,045,514.27 | Local District School Taxes | |
| Municipal Clerk | | 1985 Payments in Lieu of Taxes | | Regional & Consolidated School Tax 1.42 | 820,660.71 |
| Financial Administration | 12,300.00 | Delinquent Tax & Lien Collections | 91,515.16 | School Taxes in Municipal Budget | |
| Assessment of Taxes | 65,000.00 | Business Personalty Replacement Taxes | 14,602.84 | County Taxes | .53 |
| Collection of Taxes | 15,600.00 | Taxes from Public Utilities | 128,382.00 | County Library Taxes | .04 |
| Planning, Housing & Development | 7,500.00 | Other Miscellaneous Tax Revenues | | Local Municipal Purpose Taxes | |
| Human Resources | | State Aid Revenues | 9,202.03 | Veteran & Senior Citizen Taxes | 26,450.00 |
| Elections | | Federal Aid Revenues | | Total Taxes for Rate Computation 1.99 | 1,171,522.37 |
| General Administration (other) | 58,500.00 | State and Local Fiscal Assistance Act Utilized | 12,261.00 | Special District Taxes | |
| JUDICIARY | | Sale of Acquired Property | | Bank Corp. Taxes | 7,354.25 |
| Municipal Courts | 18,500.00 | Other Miscellaneous Revenues | 109,548.92 | Added and Omitted Taxes | |
| PUBLIC SAFETY | | Total | 1,411,026.22 | Total Taxes Levied - ABSTRACT | 1,152,426.62 |
| Fire Protection | 19,025.00 | Prior Years Surplus Appropriated | 175,000.00 | Total Taxes Billed | 1,153,215.69 |
| Police Protection | 3,500.00 | REVENUES TOTAL | 1,586,026.22 | 1985 TAXES COLLECTED | 1,045,514.27 |
| Civil Defense & Disaster Control | 50.00 | Reserve For Uncollected Taxes | 123,115.50 | 1985 Taxes Cancelled, Abated or Adjusted | |
| Environmental Inspection & Control | 12,000.00 | CAPITAL OUTLAY TOTAL | 4,020.25 | Transfer to Tax Title Liens or Foreclosed | 5,381.07 |
| Other Public Safety | | | | Balance Outstanding Dec. 31, 1985 | 102,320.35 |
| PUBLIC WORKS | | | | PRIOR YEARS TAXES OUTSTANDING | |
| Streets and Drainage | 91,261.00 | Public Enterprises | | Balance January 1, 1985 | 93,223.99 |
| Sewers and Sewage Processing | | Recreation—Culture | | Collected in 1985 | 84,496.68 |
| Garbage and Trash Disposal | 7,700.00 | Public Works | 3,500.00 | Cancelled, Abated or Adjusted 1985 | 2,764.71 |
| Public Buildings and Grounds | | Buildings and Grounds | 520.25 | Transfers to Tax Title Liens or Foreclosed | 5,539.76 |
| Other Public Works | | Library and Education | | Balance December 31, 1985 | 422.84 |
| HEALTH and WELFARE | | Conservation | | TAX TITLE LIENS OUTSTANDING | |
| Health Services Except Environmental | 9,700.00 | All Other | | Balance January 1, 1985 | 22,892.73 |
| Welfare-Public Assistance | 2,250.00 | CAPITAL DEBT AUTHORIZED, DECEMBER 31, 1985 | | Transfer From Taxes | 10,983.62 |
| Hospitals, Clinics, First Aid | 3,500.00 | ISSUED AND UNISSUED GROSS DEBT NET DEBT | | Redeemed in 1985 | 7,018.48 |
| Animal, Insect, & Rodent Control | 2,700.00 | School 417,391 | | Cancelled, Abated or Adjusted (1985) | |
| Other Welfare Services | | Self-liquidating | | Transfers to Foreclosed Property | |
| RECREATION and CONSERVATION | | Other | | Balance December 31, 1985 | 26,857.87 |
| Beaches and Boardwalks | | Total 417,391 | | PROPERTY ACQUIRED BY DEED OR | |
| Parks, Playgrounds, Shade Trees | | ISSUED AND OUTSTANDING | | FORECLOSURE | |
| Land Reclamation & Conservation | 1,500.00 | School 417,391.68 | | Balance January 1, 1985 | 53,100.00 |
| Other Recreational Services | | Self-Liquidating | | Transfers From Taxes or Liens | |
| EDUCATION (excluding schools) | | Other | | Sale for Cash (1985) | |
| Libraries | | Total 417,391.68 | | Cancelled, Abated or Adjusted (1985) | |
| Other Educational Services | | EQUALIZED VALUATION BASIS | | Balance December 31, 1985 | 53,100.00 |
| STATUTORY EXPENDITURES | | FOR NET DEBT COMPUTATION | 53,866,807 | CURRENT FINANCES DECEMBER 31, 1985 | |
| Pensions & F. I. C. A. | 13,800.00 | REAL PROPERTY VALUATIONS | | ASSETS | |
| Employee Fringe Benefits | | Code Class # of Parcels % VAL'N | | Cash Dec. 31, 1985 | 359,048.52 |
| Other Statutory Expenditures | 2,000.00 | 1 Vacant Land 316 9.78 | 2,935,000.00 | Taxes Receivable | 102,743.19 |
| CETA And Other Public Employment Programs | | 2 Residential 711 71.19 | 21,367,700.00 | Tax Title Liens | 26,857.87 |
| MUNICIPAL FUNCTIONS TOTAL | 346,386.00 | 3 Farm 210 10.21 | 3,063,200.00 | Foreclosed Property | 53,100.00 |
| CAPITAL IMPROVEMENTS *MEMO* | 36,197.11 | 4a Commercial 42 7.51 | 2,255,100.00 | Emergencies & Other Deferred Charges | 25,720.48 |
| DEBT SERVICE | | 4b Industrial 5 1.31 | 393,600.00 | State and Federal Aid Receivable | 459.73 |
| Principal Payments | | 4c Apartments | | Other Receivables | 10,469.76 |
| Interest Payments | | Total 1284 | 30,014,600.00 | Total | 578,399.55 |
| DEFERRED CHARGES | 2,267.27 | Land Area 41.40 Sq. Miles | | LIABILITIES, RESERVES, AND SURPLUS | |
| SCHOOL, COUNTY, SPECIAL DISTRICT TAXES | 1,145,072.37 | Net Valuation Taxable-Municipal | 30,233,811 | Cash Liabilities | 149,583.00 |
| RESERVE FOR UNCOLLECTED TAXES | 123,115.50 | Net Valuation Taxable-County | 54,890,536 | Reserves for Receivables | 193,170.82 |
| EXPENDITURES TOTAL | 1,616,841.14 | State Equalized Valuation | 57,466,207 | Surplus Dec. 31, 1985 | 235,645.73 |
| | | State Equalization Ratio | 52.43 | Total | 578,399.55 |

1219
Population 1980 29,969
Population 1985 32,367
S & P Rating A+
Moody Rating AA

General Tax Rate Per \$100. 2.92
State Equalized Tax Rate 1.94

SAYREVILLE BOROUGH - MIDDLESEX CO.
Form of Government:
Borough Council
Number of Members on Governing Body - 6

PER CAPITA:
Gross Debt 692.08
Net Debt 515.11
Debt Service 80.38
Total Tax Levy 578.21
Municipal Expenditures 529.20

PER CENT:
Gross Debt 2.59
Net Debt 1.93
Tax Levy Collected 95.96
Tax Levy Cancelled, Abated or Adjusted 2.21

| EXPENDITURES | | REVENUES-REALIZED | | 1985 PROPERTY TAX | |
|---|---------------|--|----------------|--|---------------|
| GENERAL GOVERNMENT | | | | STATE EQUALIZED TAX RATE | |
| Governing Body & Public Boards | | 1985 Property Taxes Collected | 17,933,924.10 | Local District School Taxes 1.34 | 12,675,706.00 |
| Municipal Clerk | 215,213.50 | 1985 Payments in Lieu of Taxes | 451,950.44 | Regional & Consolidated School Tax | |
| Financial Administration | 1,108,100.00 | Delinquent Tax & Lien Collections | 1,449,161.68 | School Taxes in Municipal Budget | |
| Assessment of Taxes | 106,400.00 | Business Personalty Replacement Taxes | 10,006,530.00 | County Taxes | 5,672,475.82 |
| Collection of Taxes | 117,500.00 | Taxes from Public Utilities | 282,073.22 | County Library Taxes | |
| Planning, Housing & Development | 54,573.00 | Other Miscellaneous Tax Revenues | 119,354.00 | Local Municipal Purpose Taxes | 367,000.00 |
| Human Resources | 18,300.00 | State Aid Revenues | 2,734,854.33 | Veteran & Senior Citizen Taxes | 18,715,181.82 |
| Elections | 1,230,100.00 | Federal Aid Revenues | 32,977,847.77 | Total Taxes for Rate Computation | |
| General Administration (other) | 163,500.00 | State and Local Fiscal Assistance Act Utilized | 3,500,000.00 | Special District Taxes | 39,079.55 |
| JUDICIARY | | Sale of Acquired Property | 36,477,847.77 | Bank Corp. Taxes | 327,671.67 |
| Municipal Courts | | Other Miscellaneous Revenues | 1,118,845.00 | Added and Omitted Taxes | 18,714,933.04 |
| PUBLIC SAFETY | | Total | 1,242,965.09 | Total Taxes Levied - ABSTRACT | 18,689,896.73 |
| Fire Protection | 239,000.00 | Prior Years Surplus Appropriated | 36,477,847.77 | Total Taxes Billed | 17,933,924.10 |
| Police Protection | 3,270,837.06 | REVENUES | 1,118,845.00 | 1985 TAXES COLLECTED | 412,136.94 |
| Civil Defense & Disaster Control | 11,000.00 | Reserve For Uncollected Taxes | 1,242,965.09 | Transfer to Tax Title Liens or Foreclosed | 18,571.20 |
| Environmental Inspection & Control | 94,200.00 | CAPITAL OUTLAY | | Balance Outstanding Dec. 31, 1985 | 325,264.49 |
| Other Public Safety | | Total | | PRIOR YEARS TAXES OUTSTANDING | |
| PUBLIC WORKS | | | | Balance January 1, 1985 | 364,190.74 |
| Streets and Drainage | 1,128,900.00 | Public Enterprises | 113,825.63 | Collected in 1985 | 354,687.99 |
| Sewers and Sewage Processing | 922,800.00 | Recreation—Culture | 8,483.08 | Cancelled, Abated or Adjusted 1985 | 750.00 |
| Garbage and Trash Disposal | 892,000.00 | Public Works | 404,407.26 | Transfers to Tax Title Liens or Foreclosed | 4,154.18 |
| Public Buildings and Grounds | 792,500.00 | Buildings and Grounds | 711,778.12 | Balance December 31, 1985 | 4,598.57 |
| Other Public Works | 387,000.00 | Library and Education | 4,471.00 | TAX TITLE LIENS OUTSTANDING | |
| HEALTH and WELFARE | | Conservation | | Balance January 1, 1985 | 151,509.12 |
| Health Services Except Environmental | 72,500.00 | All Other | | Transfer From Taxes | 22,854.69 |
| Welfare-Public Assistance | 39,225.00 | CAPITAL DEBT AUTHORIZED, DECEMBER 31, 1985 | | Redeemed in 1985 | 96,512.45 |
| Hospitals, Clinics, First Aid | 3,000.00 | ISSUED AND UNISSUED | | Cancelled, Abated or Adjusted (1985) | |
| Animal, Insect, & Rodent Control | 8,500.00 | School | 2,582,000 | Transfers to Foreclosed Property | 275.21 |
| Other Welfare Services | | Self-liquidating | 3,146,000 | Balance December 31, 1985 | 77,576.15 |
| RECREATION and CONSERVATION | | Other | 16,672,416 | PROPERTY ACQUIRED BY DEED OR | |
| Beaches and Boardwalks | | Total | 22,400,416 | FORECLOSURE | |
| Parks, Playgrounds, Shade Trees | 615,400.00 | ISSUED AND OUTSTANDING | | Balance January 1, 1985 | 277,092.63 |
| Land Reclamation & Conservation | 2,700.00 | School | 2,582,000.00 | Transfers From Taxes or Liens | 342.37 |
| Other Recreational Services | 124,300.00 | Self-liquidating | 3,144,000.00 | Sale for Cash (1985) | |
| EDUCATION (excluding schools) | | Other | 15,170,000.00 | Cancelled, Abated or Adjusted (1985) | |
| Libraries | 344,000.00 | Total | 20,896,000.00 | Balance December 31, 1985 | 277,435.00 |
| Other Educational Services | 2,350.00 | EQUALIZED VALUATION BASIS | | CURRENT FINANCES DECEMBER 31, 1985 | |
| STATUTORY EXPENDITURES | | FOR NET DEBT COMPUTATION | 864,957,026 | ASSETS | |
| Pensions & F. I. C. A. | 850,500.16 | REAL PROPERTY VALUATIONS | | Cash Dec. 31, 1985 | 12,065,562.77 |
| Employee Fringe Benefits | 390,000.00 | Code Class # of Parcels % VAL'N | | Taxes Receivable | 329,863.06 |
| Other Statutory Expenditures | 100.00 | 1 Vacant Land 881 5.64 | 35,211,300.00 | Tax Title Liens | 77,576.15 |
| CETA And Other Public Employment Programs | | 2 Residential 8119 65.46 | 408,298,000.00 | Foreclosed Property | 277,435.00 |
| MUNICIPAL FUNCTIONS | 13,204,498.72 | 3 Farm 5 .02 | 154,200.00 | Emergencies & Other Deferred Charges | |
| CAPITAL IMPROVEMENTS *MEMO* | 300,000.00 | 4a Commercial 354 8.67 | 54,109,800.00 | State and Federal Aid Receivable | 64,536.50 |
| DEBT SERVICE | | 4b Industrial 30 15.63 | 97,525,100.00 | Other Receivables | 554,932.90 |
| Principal Payments | 1,100,000.00 | 4c Apartments 13 4.56 | 28,473,800.00 | Total | 13,369,906.38 |
| Interest Payments | 1,501,750.00 | Total 9402 | 623,772,200.00 | LIABILITIES, RESERVES, AND SURPLUS | |
| DEFERRED CHARGES | 203,400.59 | Land Area 16.60 Sq. Miles | | Cash Liabilities | 8,332,061.24 |
| SCHOOL, COUNTY, SPECIAL DISTRICT TAXES | 18,348,181.82 | Net Valuation Taxable-Municipal | 628,843,324 | Reserves for Receivables | 1,239,807.11 |
| RESERVE FOR UNCOLLECTED TAXES | 1,118,845.00 | Net Valuation Taxable-County | 1,002,044,060 | Surplus Dec. 31, 1985 | 3,798,038.03 |
| EXPENDITURES | 35,476,676.13 | State Equalized Valuation | 942,887,264 | Total | 13,369,906.38 |
| TOTAL | | State Equalization Ratio | 66.52 | | |

2016
Population 1980 20,774
Population 1985 21,881
S & P Rating
Moody Rating AA

General Tax Rate Per \$100.
2.61
State Equalized Tax Rate
2.43

SCOTCH PLAINS TOWNSHIP - UNION CO.
Form of Government:
Council-Manager Plan E (OMCL 50)
Number of Members on Governing Body - 5

PER CAPITA:
Gross Debt 217.17
Net Debt 150.47
Debt Service 14.27
Total Tax Levy 983.06
Municipal Expenditures 339.40
PER CENT:
Gross Debt .61
Net Debt .42
Tax Levy Collected 98.06
Tax Levy Cancelled, Abated or Adjusted .05

| EXPENDITURES | | REVENUES-REALIZED | | 1985 PROPERTY TAX | |
|---|---------------|--|--------------------|--|---------------|
| GENERAL GOVERNMENT | | | | STATE EQUALIZED TAX RATE | |
| Governing Body & Public Boards | | 1985 Property Taxes Collected | 21,076,309.18 | Local District School Taxes | |
| Municipal Clerk | | 1985 Payments in Lieu of Taxes | | Regional & Consolidated School Tax | 1.61 |
| Financial Administration | 105,810.00 | Delinquent Tax & Lien Collections | 439,514.27 | School Taxes in Municipal Budget | |
| Assessment of Taxes | 54,372.00 | Business Personalty Replacement Taxes | 134,129.92 | County Taxes | .49 |
| Collection of Taxes | 60,823.00 | Taxes from Public Utilities | 1,730,506.00 | County Library Taxes | |
| Planning, Housing & Development | 38,420.00 | Other Miscellaneous Tax Revenues | | Local Municipal Purpose Taxes | .32 |
| Human Resources | 3,000.00 | State Aid Revenues | 210,494.24 | Veteran & Senior Citizen Taxes | |
| Elections | 4,525.00 | Federal Aid Revenues | 101,927.39 | Total Taxes for Rate Computation | 2.42 |
| General Administration (other) | 883,956.00 | State and Local Fiscal Assistance Act Utilized | | Special District Taxes | |
| JUDICIARY | | Sale of Acquired Property | 1,014,276.41 | Bank Corp. Taxes | 17,559.27 |
| Municipal Courts | 40,344.00 | Other Miscellaneous Revenues | 24,707,157.41 | Added and Omitted Taxes | 229,294.89 |
| PUBLIC SAFETY | | Total | 2,000,000.00 | Total Taxes Levied - ABSTRACT | 21,510,443.76 |
| Fire Protection | 294,695.00 | Prior Years Surplus Appropriated | 26,707,157.41 | Total Taxes Billed | 21,492,884.49 |
| Police Protection | 1,563,024.00 | REVENUES | 1,062,200.00 | 1985 TAXES COLLECTED | 21,076,309.18 |
| Civil Defense & Disaster Control | 12,749.00 | Reserve For Uncollected Taxes | 458,236.41 | 1985 Taxes Cancelled, Abated or Adjusted | 10,407.86 |
| Environmental Inspection & Control | 89,094.00 | | | Transfer to Tax Title Liens or Foreclosed | 32,617.84 |
| Other Public Safety | | | | Balance Outstanding Dec. 31, 1985 | 373,549.61 |
| PUBLIC WORKS | | CAPITAL OUTLAY | | PRIOR YEARS TAXES OUTSTANDING | |
| Streets and Drainage | 1,085,016.39 | Public Enterprises | | Balance January 1, 1985 | 446,412.45 |
| Sewers and Sewage Processing | 425,504.00 | Recreation—Culture | | Collected in 1985 | 429,259.47 |
| Garbage and Trash Disposal | 18,483.00 | Public Works | 25,052.28 | Cancelled, Abated or Adjusted 1985 | 2,793.53 |
| Public Buildings and Grounds | 91,629.00 | Buildings and Grounds | 427,684.13 | Transfers to Tax Title Liens or Foreclosed | 14,359.45 |
| Other Public Works | 66,000.00 | Library and Education | 5,500.00 | Balance December 31, 1985 | |
| HEALTH and WELFARE | | Conservation | | TAX TITLE LIENS OUTSTANDING | |
| Health Services Except Environmental | 38,359.00 | All Other | | Balance January 1, 1985 | 101,353.25 |
| Welfare-Public Assistance | 20,005.00 | | | Transfer From Taxes | 49,666.95 |
| Hospitals, Clinics, First Aid | 2,000.00 | CAPITAL DEBT AUTHORIZED, DECEMBER 31, 1985 | | Redeemed in 1985 | 10,254.80 |
| Animal, Insect, & Rodent Control | | ISSUED AND UNISSUED | | Cancelled, Abated or Adjusted (1985) | 234.38 |
| Other Welfare Services | 450.00 | School | 1,391,470 | Transfers to Foreclosed Property | |
| RECREATION and CONSERVATION | | Self-Liquidating | 3,360,391 | Balance December 31, 1985 | 140,531.02 |
| Beaches and Boardwalks | | Other | 4,751,861 | PROPERTY ACQUIRED BY DEED OR FORECLOSURE | |
| Parks, Playgrounds, Shade Trees | 156,450.00 | Total | 3,292,391 | Balance January 1, 1985 | 195,724.00 |
| Land Reclamation & Conservation | | ISSUED AND OUTSTANDING | | Transfers From Taxes or Liens | |
| Other Recreational Services | 104,010.10 | School | 1,391,470.16 | Sale for Cash (1985) | |
| EDUCATION (excluding schools) | | Self-Liquidating | 2,114,000.00 | Cancelled, Abated or Adjusted (1985) | |
| Libraries | 271,381.00 | Other | 3,505,470.16 | Balance December 31, 1985 | 195,724.00 |
| Other Educational Services | | Total | | CURRENT FINANCES DECEMBER 31, 1985 | |
| STATUTORY EXPENDITURES | | EQUALIZED VALUATION BASIS | | ASSETS | |
| Pensions & F. I. C. A. | 566,000.00 | FOR NET DEBT COMPUTATION | 784,164,185 | Cash Dec. 31, 1985 | 5,404,585.82 |
| Employee Fringe Benefits | | REAL PROPERTY VALUATIONS | | Taxes Receivable | 373,549.61 |
| Other Statutory Expenditures | | Code Class # of Parcels % VAL'N | ASSESSED VALUATION | Tax Title Liens | 140,531.02 |
| CETA And Other Public Employment Programs | | 1 Vacant Land 387 1.35 | 11,008,000.00 | Foreclosed Property | 195,724.00 |
| MUNICIPAL FUNCTIONS | 5,996,099.49 | 2 Residential 6347 86.59 | 705,671,200.00 | Emergencies & Other Deferred Charges | 112,000.00 |
| CAPITAL IMPROVEMENTS | *MEMO* | 3 Farm 22 .31 | 2,524,800.00 | State and Federal Aid Receivable | 438.00 |
| DEBT SERVICE | | 4a Commercial 244 7.93 | 64,650,000.00 | Other Receivables | 5,902.57 |
| Principal Payments | 180,000.00 | 4b Industrial 26 .87 | 7,064,900.00 | Total | 6,232,731.02 |
| Interest Payments | 132,178.75 | 4c Apartments 9 2.95 | 24,015,400.00 | LIABILITIES, RESERVES, AND SURPLUS | |
| | | Total 7035 | 814,934,300.00 | Cash Liabilities | 3,082,521.40 |
| DEFERRED CHARGES | 56,000.00 | Land Area 9.20 Sq. Miles | | Reserves for Receivables | 715,707.20 |
| SCHOOL, COUNTY, SPECIAL DISTRICT TAXES | 18,448,369.21 | Net Valuation Taxable-Municipal | 817,668,406 | Surplus Dec. 31, 1985 | 2,434,502.42 |
| RESERVE FOR UNCOLLECTED TAXES | 1,062,200.00 | Net Valuation Taxable-County | 788,446,925 | | |
| EXPENDITURES | 25,874,847.45 | State Equalized Valuation | 879,667,604 | Total | 6,232,731.02 |
| TOTAL | | State Equalization Ratio | 92.93 | | |

1343
 Population 1980 **1,812**
 Population 1985 **1,862**
 S & P Rating
 Moody Rating **BAA1**

General Tax Rate Per \$100. **1.88**
 State Equalized Tax Rate **1.88**

SEA BRIGHT BOROUGH - MONMOUTH CO.
Form of Government:
Borough Council
Number of Members on Governing Body - 6

PER CAPITA:
 Gross Debt **829.45**
 Net Debt **797.12**
 Debt Service **59.22**
 Total Tax Levy **1,188.42**
 Municipal Expenditures **818.05**

PER CENT:
 Gross Debt **1.65**
 Net Debt **1.59**
 Tax Levy Collected **96.81**
 Tax Levy Cancelled, Abated or Adjusted

| EXPENDITURES | | REVENUES-REALIZED | | 1985 PROPERTY TAX | |
|--|---------------------|--|-----------------------|---|---------------------|
| GENERAL GOVERNMENT | | | | STATE EQUALIZED TAX RATE | |
| Governing Body & Public Boards | | 1985 Property Taxes Collected | 2,129,091.59 | Local District School Taxes | .18 |
| Municipal Clerk | | 1985 Payments in Lieu of Taxes | | Regional & Consolidated School Tax | .53 |
| Financial Administration | 12,057.00 | Delinquent Tax & Lien Collections | 88,548.35 | School Taxes in Municipal Budget | |
| Assessment of Taxes | 12,840.00 | Business Personality Replacement Taxes | 34,871.76 | County Taxes | .44 |
| Collection of Taxes | 20,829.00 | Taxes from Public Utilities | 122,288.00 | County Library Taxes | .02 |
| Planning, Housing & Development | 15,554.69 | Other Miscellaneous Tax Revenues | | Local Municipal Purpose Taxes | .72 |
| Human Resources | | State Aid Revenues | 14,832.44 | Veteran & Senior Citizen Taxes | |
| Elections | | Federal Aid Revenues | | Total Taxes for Rate Computation | 1.89 |
| General Administration (other) | 249,972.20 | State and Local Fiscal Assistance Act Utilized | 15,553.00 | Special District Taxes | |
| JUDICIARY | | Sale of Acquired Property | | Bank Corp. Taxes | 13,525.45 |
| Municipal Courts | 33,364.91 | Other Miscellaneous Revenues | 297,949.49 | Added and Omitted Taxes | 37,794.42 |
| PUBLIC SAFETY | | Total | 2,703,134.63 | Total Taxes Levied - ABSTRACT | 2,212,846.78 |
| Fire Protection | 40,548.47 | Prior Years Surplus Appropriated | 138,900.00 | Total Taxes Billed | 2,199,321.33 |
| Police Protection | 353,196.92 | REVENUES TOTAL | 2,842,034.63 | 1985 TAXES COLLECTED | 2,129,091.59 |
| Civil Defense & Disaster Control | 3,200.00 | Reserve For Uncollected Taxes | 83,000.00 | 1985 Taxes Cancelled, Abated or Adjusted | |
| Environmental Inspection & Control | 12,370.05 | CAPITAL OUTLAY TOTAL | 74,213.96 | Transfer to Tax Title Liens or Foreclosed Balance Outstanding Dec. 31, 1985 | 70,229.74 |
| Other Public Safety | | | | PRIOR YEARS TAXES OUTSTANDING | |
| PUBLIC WORKS | | Public Enterprises | | Balance January 1, 1985 | 73,347.66 |
| Streets and Drainage | 115,100.00 | Recreation—Culture | 2,500.00 | Collected in 1985 | 73,339.35 |
| Sewers and Sewage Processing | 102,357.00 | Public Works | 46,639.11 | Cancelled, Abated or Adjusted 1985 | |
| Garbage and Trash Disposal | 142,892.00 | Buildings and Grounds | 7,719.54 | Transfers to Tax Title Liens or Foreclosed Balance December 31, 1985 | 8.31 |
| Public Buildings and Grounds | 8,000.00 | Library and Education | | TAX TITLE LIENS OUTSTANDING | |
| Other Public Works | | Conservation | 17,355.31 | Balance January 1, 1985 | 16,949.08 |
| HEALTH and WELFARE | | All Other | | Transfer From Taxes | |
| Health Services Except Environmental | 21,799.00 | CAPITAL DEBT AUTHORIZED, DECEMBER 31, 1985 | | Redeemed in 1985 | 15,209.00 |
| Welfare-Public Assistance | 1,200.00 | ISSUED AND UNISSUED | | Cancelled, Abated or Adjusted (1985) | |
| Hospitals, Clinics, First Aid | | School | 60,213 | Transfers to Foreclosed Property | |
| Animal, Insect, & Rodent Control | | Self-liquidating | | Balance December 31, 1985 | 1,740.08 |
| Other Welfare Services | | Other | 1,484,228 | PROPERTY ACQUIRED BY DEED OR FORECLOSURE | |
| RECREATION and CONSERVATION | | Total | 1,544,442 | Balance January 1, 1985 | 6,600.00 |
| Beaches and Boardwalks | | ISSUED AND OUTSTANDING | | Transfers From Taxes or Liens | |
| Parks, Playgrounds, Shade Trees | 16,000.00 | School | 60,213.92 | Sale for Cash (1985) | |
| Land Reclamation & Conservation | | Self-liquidating | | Cancelled, Abated or Adjusted (1985) | |
| Other Recreational Services | 52,574.57 | Other | 675,000.00 | Balance December 31, 1985 | 6,600.00 |
| EDUCATION (excluding schools) | | Total | 735,213.92 | CURRENT FINANCES DECEMBER 31, 1985 | |
| Libraries | | EQUALIZED VALUATION BASIS | | ASSETS | |
| Other Educational Services | | FOR NET DEBT COMPUTATION | 93,596,894 | Cash Dec. 31, 1985 | 373,356.76 |
| STATUTORY EXPENDITURES | | REAL PROPERTY VALUATIONS | | Taxes Receivable | 70,238.05 |
| Pensions & F. I. C. A. | 75,067.60 | Code Class # of Parcels % VAL'N | | Tax Title Liens | 1,740.08 |
| Employee Fringe Benefits | 27,967.92 | 1 Vacant Land 221 3.66 | 4,176,400.00 | Foreclosed Property | 6,600.00 |
| Other Statutory Expenditures | | 2 Residential 748 66.85 | 76,178,000.00 | Emergencies & Other Deferred Charges | 161,650.78 |
| CETA And Other Public Employment Programs | | 3 Farm | | State and Federal Aid Receivable | |
| MUNICIPAL FUNCTIONS | | 4a Commercial 72 23.33 | 26,581,900.00 | Other Receivables | 10,880.13 |
| CAPITAL IMPROVEMENTS | *MEMO* | 4b Industrial | | Total | 624,465.80 |
| DEBT SERVICE | | 4c Apartments 13 6.16 | 7,022,700.00 | LIABILITIES, RESERVES, AND SURPLUS | |
| Principal Payments | 66,773.75 | Total 1054 | 113,959,000.00 | Cash Liabilities | 246,652.19 |
| Interest Payments | 43,502.79 | Land Area .60 Sq. Miles | | Reserves for Receivables | 89,458.26 |
| DEFERRED CHARGES | | Net Valuation Taxable-Municipal | 114,730,808 | Surplus Dec. 31, 1985 | 288,355.35 |
| SCHOOL, COUNTY, SPECIAL DISTRICT TAXES | | Net Valuation Taxable-County | 96,845,305 | Total | 624,465.80 |
| RESERVE FOR UNCOLLECTED TAXES | | State Equalized Valuation | 114,799,224 | | |
| EXPENDITURES | | State Equalization Ratio | 99.94 | | |
| TOTAL | 2,856,962.60 | | | | |

1344
Population 1980 2,650
Population 1985 2,639
S & P Rating
Moody Rating A

General Tax Rate Per \$100. 1.68
State Equalized Tax Rate 1.25

SEA GIRT BOROUGH - MONMOUTH CO.
Form of Government:
Borough Council
Number of Members on Governing Body - 6

PER CAPITA:
Gross Debt 775.73
Net Debt 479.60
Debt Service 57.18
Total Tax Levy 1,193.79
Municipal Expenditures 659.38
PER CENT:
Gross Debt .93
Net Debt .58
Tax Levy Collected 96.94
Tax Levy Cancelled, Abated or Adjusted

| EXPENDITURES | | REVENUES-REALIZED | | 1985 PROPERTY TAX | |
|---|--------------|--|---------------|--|-------------------|
| GENERAL GOVERNMENT | | | | STATE EQUALIZED TAX RATE | |
| Governing Body & Public Boards | | 1985 Property Taxes Collected | 3,049,765.35 | Local District School Taxes | .45 1,128,339.00 |
| Municipal Clerk | | 1985 Payments in Lieu of Taxes | | Regional & Consolidated School Tax | |
| Financial Administration | 13,500.00 | Delinquent Tax & Lien Collections | 85,883.92 | School Taxes in Municipal Budget | |
| Assessment of Taxes | 6,348.00 | Business Personalty Replacement Taxes | 9,698.72 | County Taxes | .46 1,158,571.57 |
| Collection of Taxes | 20,890.00 | Taxes from Public Utilities | 145,053.00 | County Library Taxes | .02 43,405.10 |
| Planning, Housing & Development | 10,224.00 | Other Miscellaneous Tax Revenues | | Local Municipal Purpose Taxes | .32 801,311.00 |
| Human Resources | 500.00 | State Aid Revenues | 78,072.95 | Veteran & Senior Citizen Taxes | |
| Elections | | Federal Aid Revenues | | Total Taxes for Rate Computation | 1.25 3,151,676.67 |
| General Administration (other) | 238,854.00 | State and Local Fiscal Assistance Act Utilized | 13,137.00 | Special District Taxes | |
| JUDICIARY | | Sale of Acquired Property | | Bank Corp. Taxes | 4,524.90 |
| Municipal Courts | 17,710.00 | Other Miscellaneous Revenues | 566,843.59 | Added and Omitted Taxes | 14,264.71 |
| PUBLIC SAFETY | | Total | 3,948,454.53 | Total Taxes Levied - ABSTRACT | 3,150,416.28 |
| Fire Protection | 25,000.00 | Prior Years Surplus Appropriated | 340,000.00 | Total Taxes Billed | 3,145,982.02 |
| Police Protection | 345,713.00 | REVENUES TOTAL | 4,288,454.53 | 1985 TAXES COLLECTED | 3,049,765.35 |
| Civil Defense & Disaster Control | 2,050.00 | Reserve For Uncollected Taxes | 123,529.22 | 1985 Taxes Cancelled, Abated or Adjusted | |
| Environmental Inspection & Control | 11,957.00 | CAPITAL OUTLAY TOTAL | 341,238.72 | Transfer to Tax Title Liens or Foreclosed | |
| Other Public Safety | | | | Balance Outstanding Dec. 31, 1985 | 96,216.67 |
| PUBLIC WORKS | | | | PRIOR YEARS TAXES OUTSTANDING | |
| Streets and Drainage | 144,816.08 | Public Enterprises | 150,611.33 | Balance January 1, 1985 | 86,133.92 |
| Sewers and Sewage Processing | 5,000.00 | Recreation—Culture | 2,229.78 | Collected in 1985 | 85,883.92 |
| Garbage and Trash Disposal | 153,400.00 | Public Works | 2,320.02 | Cancelled, Abated or Adjusted 1985 | 250.00 |
| Public Buildings and Grounds | 26,200.00 | Buildings and Grounds | 186,077.59 | Transfers to Tax Title Liens or Foreclosed | |
| Other Public Works | | Library and Education | | Balance December 31, 1985 | |
| HEALTH and WELFARE | | Conservation | | TAX TITLE LIENS OUTSTANDING | |
| Health Services Except Environmental | 6,556.00 | All Other | | Balance January 1, 1985 | |
| Welfare-Public Assistance | 3,100.00 | CAPITAL DEBT AUTHORIZED, DECEMBER 31, 1985 | | Transfer From Taxes | |
| Hospitals, Clinics, First Aid | | ISSUED AND UNISSUED | | Redeemed in 1985 | |
| Animal, Insect, & Rodent Control | | School | 125,000 | Cancelled, Abated or Adjusted (1985) | |
| Other Welfare Services | | Self-liquidating | 656,500 | Transfers to Foreclosed Property | |
| RECREATION and CONSERVATION | | Other | 1,265,654 | Balance December 31, 1985 | |
| Beaches and Boardwalks | 164,842.00 | Total | 2,047,154 | PROPERTY ACQUIRED BY DEED OR | |
| Parks, Playgrounds, Shade Trees | 31,050.00 | ISSUED AND OUTSTANDING | | FORECLOSURE | |
| Land Reclamation & Conservation | | School | 125,000.00 | Balance January 1, 1985 | 3,200.00 |
| Other Recreational Services | 21,800.00 | Self-Liquidating | 540,000.00 | Transfers From Taxes or Liens | |
| EDUCATION (excluding schools) | | Other | 1,265,000.00 | Sale for Cash (1985) | |
| Libraries | 3,670.00 | Total | 1,930,000.00 | Cancelled, Abated or Adjusted (1985) | |
| Other Educational Services | | EQUALIZED VALUATION BASIS | | Balance December 31, 1985 | 3,200.00 |
| STATUTORY EXPENDITURES | | FOR NET DEBT COMPUTATION | 220,027,852 | CURRENT FINANCES DECEMBER 31, 1985 | |
| Pensions & F. I. C. A. | 112,742.10 | REAL PROPERTY VALUATIONS | | ASSETS | |
| Employee Fringe Benefits | 37,000.00 | Code Class # of Parcels % VAL'N | | Cash Dec. 31, 1985 | 1,214,578.51 |
| Other Statutory Expenditures | | 1 Vacant Land 42 4.04 | 499,000.00 | Taxes Receivable | 96,216.67 |
| CETA And Other Public Employment Programs | | 2 Residential 18 8.50 | 1,050,000.00 | Tax Title Liens | |
| MUNICIPAL FUNCTIONS TOTAL | 1,402,922.18 | 3 Farm | | Foreclosed Property | 3,200.00 |
| CAPITAL IMPROVEMENTS *MEMO* | 14,000.00 | 4a Commercial | | Emergencies & Other Deferred Charges | 104,565.30 |
| DEBT SERVICE | | 4b Industrial | | State and Federal Aid Receivable | 850.00 |
| Principal Payments | 45,000.00 | 4c Apartments 2 87.45 | 10,797,000.00 | Other Receivables | |
| Interest Payments | 105,896.44 | Total | 12,346,000.00 | Total | 1,419,410.48 |
| DEFERRED CHARGES | 62,766.33 | Land Area 1.05 Sq. Miles | | LIABILITIES, RESERVES, AND SURPLUS | |
| SCHOOL, COUNTY, SPECIAL DISTRICT TAXES | 2,330,315.67 | Net Valuation Taxable-Municipal | 186,068,399 | Cash Liabilities | 765,178.36 |
| RESERVE FOR UNCOLLECTED TAXES | 123,529.22 | Net Valuation Taxable-County | 218,646,819 | Reserves for Receivables | 99,416.67 |
| EXPENDITURES TOTAL | 4,070,429.84 | State Equalized Valuation | 250,466,045 | Surplus Dec. 31, 1985 | 554,815.45 |
| | | State Equalization Ratio | 74.23 | Total | 1,419,410.48 |

0509
Population 1980 2,644
Population 1985 2,934
S & P Rating AAA
Moody Rating AAA

General Tax Rate Per \$100. 1.25
State Equalized Tax Rate 1.25

SEA ISLE CITY CITY – CAPE MAY COUNTY
Form of Government:
Commission (1911)
Number of Members on Governing Body – 3

PER CAPITA:
Gross Debt 3,297.85
Net Debt 2,497.92
Debt Service 281.50
Total Tax Levy 2,248.27
Municipal Expenditures 1,600.52

PER CENT:
Gross Debt 1.97
Net Debt 1.49
Tax Levy Collected 94.98
Tax Levy Cancelled, Abated or Adjusted 10

| EXPENDITURES | | REVENUES-REALIZED | | 1985 PROPERTY TAX | |
|--|--------------|--|--------------------|---|-------------------|
| GENERAL GOVERNMENT | | | | STATE EQUALIZED TAX RATE | |
| Governing Body & Public Boards | | | | Local District School Taxes | .27 1,409,315.00 |
| Municipal Clerk | | | | Regional & Consolidated School Tax | |
| Financial Administration | 117,400.00 | 1985 Property Taxes Collected | 6,262,348.00 | School Taxes in Municipal Budget | .01 54,910.00 |
| Assessment of Taxes | 41,073.90 | 1985 Payments in Lieu of Taxes | | County Taxes | .41 2,123,218.68 |
| Collection of Taxes | 69,476.10 | Delinquent Tax & Lien Collections | 333,774.76 | County Library Taxes | .02 126,989.72 |
| Planning, Housing & Development | 14,527.13 | Business Personalty Replacement Taxes | 18,816.52 | Local Municipal Purpose Taxes | .53 2,755,206.80 |
| Human Resources | | Taxes from Public Utilities | 303,004.00 | Veteran & Senior Citizen Taxes | |
| Elections | 4,300.00 | Other Miscellaneous Tax Revenues | | Total Taxes for Rate Computation | 1.24 6,521,440.20 |
| General Administration (other) | 543,799.29 | State Aid Revenues | 22,314.17 | Special District Taxes | |
| JUDICIARY | | Federal Aid Revenues | | Bank Corp. Taxes | 3,409.65 |
| Municipal Courts | 99,200.00 | State and Local Fiscal Assistance Act Utilized | 71,357.00 | Added and Omitted Taxes | 123,383.29 |
| PUBLIC SAFETY | | Sale of Acquired Property | | Total Taxes Levied - ABSTRACT | 6,596,433.14 |
| Fire Protection | 15,130.00 | Other Miscellaneous Revenues | 1,078,806.57 | Total Taxes Billed | 6,593,023.49 |
| Police Protection | 738,119.41 | Total | 8,090,421.02 | 1985 TAXES COLLECTED | 6,262,348.00 |
| Civil Defense & Disaster Control | 28,002.49 | Prior Years Surplus Appropriated | 420,000.00 | 1985 Taxes Cancelled, Abated or Adjusted | 6,476.47 |
| Environmental Inspection & Control | 94,950.00 | REVENUES TOTAL | 8,510,421.02 | Transfer to Tax Title Liens or Foreclosed | 6,339.59 |
| Other Public Safety | | Reserve For Uncollected Taxes | 449,400.00 | Balance Outstanding Dec. 31, 1985 | 317,859.43 |
| PUBLIC WORKS | | CAPITAL OUTLAY TOTAL | 885,933.13 | PRIOR YEARS TAXES OUTSTANDING | |
| Streets and Drainage | 365,908.00 | | | Balance January 1, 1985 | 340,560.12 |
| Sewers and Sewage Processing | | Public Enterprises | 11,850.16 | Collected in 1985 | 326,693.03 |
| Garbage and Trash Disposal | 264,600.00 | Recreation—Culture | | Cancelled, Abated or Adjusted 1985 | 527.09 |
| Public Buildings and Grounds | 86,200.00 | Public Works | 813,488.53 | Transfers to Tax Title Liens or Foreclosed | 4,815.08 |
| Other Public Works | 58,500.00 | Buildings and Grounds | 60,594.44 | Balance December 31, 1985 | 8,524.92 |
| HEALTH and WELFARE | | Library and Education | | TAX TITLE LIENS OUTSTANDING | |
| Health Services Except Environmental | 900.00 | Conservation | | Balance January 1, 1985 | 34,515.94 |
| Welfare-Public Assistance | 7,170.00 | All Other | | Transfer From Taxes | 11,873.14 |
| Hospitals, Clinics, First Aid | | | | Redeemed in 1985 | 7,081.73 |
| Animal, Insect, & Rodent Control | | CAPITAL DEBT AUTHORIZED, DECEMBER 31, 1985 | | Cancelled, Abated or Adjusted (1985) | |
| Other Welfare Services | | ISSUED AND UNISSUED | | Transfers to Foreclosed Property | |
| RECREATION and CONSERVATION | | School | 237,000 | Balance December 31, 1985 | 39,307.35 |
| Beaches and Boardwalks | 133,200.00 | Self-liquidating | 2,110,000 | PROPERTY ACQUIRED BY DEED OR FORECLOSURE | |
| Parks, Playgrounds, Shade Trees | | Other | 7,328,900 | Balance January 1, 1985 | 41,233.00 |
| Land Reclamation & Conservation | | Total | 9,675,900 | Transfers From Taxes or Liens | |
| Other Recreational Services | 47,000.00 | | | Sale for Cash (1985) | |
| EDUCATION (excluding schools) | | ISSUED AND OUTSTANDING | | Cancelled, Abated or Adjusted (1985) | |
| Libraries | 3,000.00 | School | 237,000.00 | Balance December 31, 1985 | 41,233.00 |
| Other Educational Services | | Self-Liquidating | 2,045,000.00 | CURRENT FINANCES DECEMBER 31, 1985 | |
| STATUTORY EXPENDITURES | | Other | 6,306,000.00 | ASSETS | |
| Pensions & F. I. C. A. | 268,917.00 | Total | 8,588,000.00 | Cash Dec. 31, 1985 | 2,512,185.10 |
| Employee Fringe Benefits | 237,161.09 | EQUALIZED VALUATION BASIS | | Taxes Receivable | 326,384.35 |
| Other Statutory Expenditures | 27,000.00 | FOR NET DEBT COMPUTATION | 492,061,012 | Tax Title Liens | 39,307.35 |
| CETA And Other Public Employment Programs | | REAL PROPERTY VALUATIONS | | Foreclosed Property | 41,233.00 |
| MUNICIPAL FUNCTIONS | | Code Class # of Parcels % VAL'N | ASSESSED VALUATION | Emergencies & Other Deferred Charges | 110,100.00 |
| CAPITAL IMPROVEMENTS *MEMO* | 61,600.00 | 1 Vacant Land 719 5.69 | 29,397,500.00 | State and Federal Aid Receivable | 1,717.97 |
| DEBT SERVICE | | 2 Residential 3966 88.34 | 456,042,150.00 | Other Receivables | 16,764.75 |
| Principal Payments | 400,000.00 | 3 Farm | | Total | 3,047,692.52 |
| Interest Payments | 425,915.50 | 4a Commercial 118 5.89 | 30,423,200.00 | LIABILITIES, RESERVES, AND SURPLUS | |
| TYPE I SCHL DEBT *MEMO | 54,910.00 | 4b Industrial | | Cash Liabilities | 1,788,743.23 |
| DEFERRED CHARGES | | 4c Apartments 2 .07 | 346,700.00 | Reserves for Receivables | 423,689.45 |
| SCHOOL, COUNTY, SPECIAL DISTRICT TAXES | 155,089.11 | Total | 516,209,550.00 | Surplus Dec. 31, 1985 | 835,259.84 |
| SCHOOL, COUNTY, SPECIAL DISTRICT TAXES | 3,714,433.40 | Land Area 2.39 Sq. Miles | | Total | 3,047,692.52 |
| RESERVE FOR UNCOLLECTED TAXES | 449,400.00 | Net Valuation Taxable-Municipal | 518,043,125 | | |
| EXPENDITURES TOTAL | 8,410,372.42 | Net Valuation Taxable-County | 508,782,066 | | |
| | | State Equalized Valuation | 519,908,194 | | |
| | | State Equalization Ratio | 99.64 | | |

1526
Population 1980 1,802
Population 1985 2,062
S & P Rating
Moody Rating BAA

General Tax Rate Per \$100. 2.86
State Equalized Tax Rate 1.55

SEASIDE HEIGHTS BOROUGH - OCEAN CO.
Form of Government:
Borough Council
Number of Members on Governing Body - 6

PER CAPITA:
Gross Debt 2,765.70
Net Debt 2,113.40
Debt Service 138.35
Total Tax Levy 1,447.58
Municipal Expenditures 2,058.79
PER CENT:
Gross Debt 3.38
Net Debt 2.58
Tax Levy Collected 87.93
Tax Levy Cancelled, Abated or Adjusted .01

| EXPENDITURES | | REVENUES-REALIZED | | 1985 PROPERTY TAX | |
|---|--------------|--|----------------|--|-------------------|
| GENERAL GOVERNMENT | | | | STATE EQUALIZED TAX RATE | |
| Governing Body & Public Boards | 15,783.60 | 1985 Property Taxes Collected | 2,618,192.32 | Local District School Taxes | .26 495,173.00 |
| Municipal Clerk | | 1985 Payments in Lieu of Taxes | | Regional & Consolidated School Tax | .44 842,747.52 |
| Financial Administration | 54,737.12 | Delinquent Tax & Lien Collections | 404,770.22 | School Taxes in Municipal Budget | |
| Assessment of Taxes | 7,879.30 | Business Personalty Replacement Taxes | 47,688.60 | County Taxes | .42 * 810,645.16 |
| Collection of Taxes | 21,396.56 | Taxes from Public Utilities | 134,141.00 | County Library Taxes | .03 52,573.76 |
| Planning, Housing & Development | 22,338.35 | Other Miscellaneous Tax Revenues | | Local Municipal Purpose Taxes | .40 764,000.26 |
| Human Resources | | State Aid Revenues | 72,181.07 | Veteran & Senior Citizen Taxes | |
| Elections | | Federal Aid Revenues | | Total Taxes for Rate Computation | 1.55 2,997,189.70 |
| General Administration (other) | 535,365.42 | State and Local Fiscal Assistance Act Utilized | 51,938.02 | Special District Taxes | |
| JUDICIARY | | Sale of Acquired Property | | Bank Corp. Taxes | 8,093.82 |
| Municipal Courts | 122,883.42 | Other Miscellaneous Revenues | 2,892,462.19 | Added and Omitted Taxes | 11,684.92 |
| PUBLIC SAFETY | | Total | 6,221,373.42 | Total Taxes Levied - ABSTRACT | 2,984,918.44 |
| Fire Protection | 48,436.44 | Prior Years Surplus Appropriated | 254,000.00 | Total Taxes Billed | 2,977,478.40 |
| Police Protection | 1,109,843.10 | REVENUES TOTAL | 6,475,373.42 | 1985 TAXES COLLECTED | 2,618,192.32 |
| Civil Defense & Disaster Control | 366.63 | Reserve For Uncollected Taxes | 447,174.11 | 1985 Taxes Cancelled, Abated or Adjusted | 223.71 |
| Environmental Inspection & Control | 52,279.74 | | | Transfer to Tax Title Liens or Foreclosed | |
| Other Public Safety | | CAPITAL OUTLAY TOTAL | 518,465.89 | Balance Outstanding Dec. 31, 1985 | 359,062.37 |
| PUBLIC WORKS | | | | PRIOR YEARS TAXES OUTSTANDING | |
| Streets and Drainage | 176,499.39 | Public Enterprises | 134,967.33 | Balance January 1, 1985 | 406,030.43 |
| Sewers and Sewage Processing | | Recreation—Culture | | Collected in 1985 | 400,429.84 |
| Garbage and Trash Disposal | 201,097.51 | Public Works | 123,797.30 | Cancelled, Abated or Adjusted 1985 | 849.60 |
| Public Buildings and Grounds | 101,195.26 | Buildings and Grounds | 259,701.26 | Transfers to Tax Title Liens or Foreclosed | |
| Other Public Works | 111,704.57 | Library and Education | | Balance December 31, 1985 | 4,750.99 |
| HEALTH and WELFARE | | Conservation | | TAX TITLE LIENS OUTSTANDING | |
| Health Services Except Environmental | 24,880.06 | All Other | | Balance January 1, 1985 | 4,340.38 |
| Welfare-Public Assistance | 8,100.00 | | | Transfer From Taxes | |
| Hospitals, Clinics, First Aid | | CAPITAL DEBT AUTHORIZED, DECEMBER 31, 1985 | | Redeemed in 1985 | 4,340.38 |
| Animal, Insect, & Rodent Control | 3,022.00 | ISSUED AND UNISSUED | | Cancelled, Abated or Adjusted (1985) | |
| Other Welfare Services | | School | 680,387 | Transfers to Foreclosed Property | |
| RECREATION and CONSERVATION | | Self-liquidating | 2,543,945 | Balance December 31, 1985 | |
| Beaches and Boardwalks | 391,572.58 | Other | 2,478,550 | PROPERTY ACQUIRED BY DEED OR | |
| Parks, Playgrounds, Shade Trees | 10,189.74 | Total | 5,702,882 | FORECLOSURE | |
| Land Reclamation & Conservation | | | | Balance January 1, 1985 | |
| Other Recreational Services | 5,419.94 | ISSUED AND OUTSTANDING | | Transfers From Taxes or Liens | |
| EDUCATION (excluding schools) | | School | 680,387.79 | Sale for Cash (1985) | |
| Libraries | | Self-Liquidating | 2,495,445.00 | Cancelled, Abated or Adjusted (1985) | |
| Other Educational Services | | Other | 2,478,550.00 | Balance December 31, 1985 | |
| STATUTORY EXPENDITURES | | Total | 5,654,382.79 | CURRENT FINANCES DECEMBER 31, 1985 | |
| Pensions & F. I. C. A. | 280,863.35 | EQUALIZED VALUATION BASIS | | ASSETS | |
| Employee Fringe Benefits | 180,098.80 | FOR NET DEBT COMPUTATION | 168,603,497 | Cash Dec. 31, 1985 | 980,521.54 |
| Other Statutory Expenditures | 17,812.53 | REAL PROPERTY VALUATIONS | | Taxes Receivable | 363,813.36 |
| CETA And Other Public Employment Programs | | Code Class # of Parcels % VAL'N | | Tax Title Liens | |
| MUNICIPAL FUNCTIONS TOTAL | 3,503,765.41 | 1 Vacant Land 120 2.85 | 2,946,600.00 | Foreclosed Property | |
| CAPITAL IMPROVEMENTS *MEMO* | 50,000.00 | 2 Residential 1367 53.10 | 54,808,200.00 | Emergencies & Other Deferred Charges | 36,000.00 |
| DEBT SERVICE | | 3 Farm | | State and Federal Aid Receivable | |
| Principal Payments | 162,000.00 | 4a Commercial 194 34.19 | 35,285,650.00 | Other Receivables | |
| Interest Payments | 123,284.51 | 4b Industrial | | Total | 178,404.80 |
| | | 4c Apartments 86 9.86 | 10,178,100.00 | LIABILITIES, RESERVES, AND SURPLUS | |
| DEFERRED CHARGES | 9,000.00 | Total 1767 | 103,218,550.00 | Cash Liabilities | 663,387.17 |
| SCHOOL, COUNTY, SPECIAL DISTRICT TAXES | 2,201,139.44 | Land Area .35 Sq. Miles | | Reserves for Receivables | 542,218.16 |
| RESERVE FOR UNCOLLECTED TAXES | 447,174.11 | Net Valuation Taxable-Municipal | 103,590,384 | Surplus Dec. 31, 1985 | 353,134.37 |
| EXPENDITURES TOTAL | 6,446,363.47 | Net Valuation Taxable-County | 178,583,652 | Total | 1,558,739.70 |
| | | State Equalized Valuation | 190,741,716 | | |
| | | State Equalization Ratio | 54.22 | | |

1527
Population 1980 1,795
Population 1985 1,816
S & P Rating
Moody Rating

General Tax Rate Per \$100. 2.46
State Equalized Tax Rate 1.49

SEASIDE PARK BOROUGH - OCEAN CO.
Form of Government:
Borough Council
Number of Members on Governing Body - 6

PER CAPITA:
Gross Debt 1,281.05
Net Debt 607.13
Debt Service 62.77
Total Tax Levy 1,807.38
Municipal Expenditures 1,517.38
PER CENT:
Gross Debt 1.20
Net Debt .57
Tax Levy Collected 93.51
Tax Levy Cancelled, Abated or Adjusted

| EXPENDITURES | | REVENUES-REALIZED | | 1985 PROPERTY TAX | |
|---|--------------|--|--------------------|--|--------------|
| GENERAL GOVERNMENT | | | | STATE EQUALIZED TAX RATE | |
| Governing Body & Public Boards | | 1985 Property Taxes Collected | 3,063,310.34 | Local District School Taxes .23 | 502,137.50 |
| Municipal Clerk | | 1985 Payments in Lieu of Taxes | | Regional & Consolidated School Tax .55 | 1,202,643.80 |
| Financial Administration | 19,250.00 | Delinquent Tax & Lien Collections | 161,015.73 | School Taxes in Municipal Budget | |
| Assessment of Taxes | 7,050.00 | Business Personalty Replacement Taxes | 19,667.28 | County Taxes .40 * | 882,674.92 |
| Collection of Taxes | 24,035.00 | Taxes from Public Utilities | 198,085.00 | County Library Taxes .03 | 57,242.56 |
| Planning, Housing & Development | 17,700.00 | Other Miscellaneous Tax Revenues | | Local Municipal Purpose Taxes .27 | 598,734.16 |
| Human Resources | | State Aid Revenues | 10,044.71 | Veteran & Senior Citizen Taxes | 34,100.00 |
| Elections | | Federal Aid Revenues | | Total Taxes for Rate Computation 1.48 | 3,277,532.94 |
| General Administration (other) | 343,983.00 | State and Local Fiscal Assistance Act Utilized | 23,680.00 | Special District Taxes | |
| JUDICIARY | | Sale of Acquired Property | 15,029.86 | Bank Corp. Taxes | 6,139.38 |
| Municipal Courts | 111,060.00 | Other Miscellaneous Revenues | 1,651,569.72 | Added and Omitted Taxes | 32,637.36 |
| PUBLIC SAFETY | | Total | 5,142,402.64 | Total Taxes Levied - ABSTRACT | 3,282,209.68 |
| Fire Protection | 29,500.00 | Prior Years Surplus Appropriated | 155,000.00 | Total Taxes Billed | 3,276,070.30 |
| Police Protection | 812,765.00 | REVENUES TOTAL | 5,297,402.64 | 1985 TAXES COLLECTED | 3,063,310.34 |
| Civil Defense & Disaster Control | 2,025.00 | Reserve For Uncollected Taxes | 189,354.49 | 1985 Taxes Cancelled, Abated or Adjusted | 24.56 |
| Environmental Inspection & Control | 46,100.00 | CAPITAL OUTLAY TOTAL | 201,026.74 | Transfer to Tax Title Liens or Foreclosed | |
| Other Public Safety | | | | Balance Outstanding Dec. 31, 1985 | 212,735.40 |
| PUBLIC WORKS | | | | PRIOR YEARS TAXES OUTSTANDING | |
| Streets and Drainage | 115,064.00 | Public Enterprises | 10,615.00 | Balance January 1, 1985 | 161,015.73 |
| Sewers and Sewage Processing | | Recreation—Culture | | Collected in 1985 | 161,015.73 |
| Garbage and Trash Disposal | 68,680.00 | Public Works | 187,099.74 | Cancelled, Abated or Adjusted 1985 | |
| Public Buildings and Grounds | 48,800.00 | Buildings and Grounds | 3,312.00 | Transfers to Tax Title Liens or Foreclosed | |
| Other Public Works | 355,864.00 | Library and Education | | Balance December 31, 1985 | |
| HEALTH and WELFARE | | Conservation | | TAX TITLE LIENS OUTSTANDING | |
| Health Services Except Environmental | 250.00 | All Other | | Balance January 1, 1985 | 16,638.05 |
| Welfare-Public Assistance | 4,225.00 | CAPITAL DEBT AUTHORIZED, DECEMBER 31, 1985 | | Transfer From Taxes | |
| Hospitals, Clinics, First Aid | 1,000.00 | ISSUED AND UNISSUED | | Redeemed in 1985 | |
| Animal, Insect, & Rodent Control | 3,000.00 | School | 762,647 | Cancelled, Abated or Adjusted (1985) | |
| Other Welfare Services | | Self-liquidating | 902,228 | Transfers to Foreclosed Property | |
| RECREATION and CONSERVATION | | Other | 661,509 | Balance December 31, 1985 | 16,638.05 |
| Beaches and Boardwalks | 15,525.00 | Total | 2,326,385 | PROPERTY ACQUIRED BY DEED OR | |
| Parks, Playgrounds, Shade Trees | | | | FORECLOSURE | |
| Land Reclamation & Conservation | | | | Balance January 1, 1985 | |
| Other Recreational Services | 23,670.00 | ISSUED AND OUTSTANDING | | Transfers From Taxes or Liens | |
| EDUCATION (excluding schools) | | School | 762,647.85 | Sale for Cash (1985) | |
| Libraries | | Self-Liquidating | 183,150.00 | Cancelled, Abated or Adjusted (1985) | |
| Other Educational Services | | Other | 234,850.00 | Balance December 31, 1985 | |
| STATUTORY EXPENDITURES | | Total | 1,180,647.85 | CURRENT FINANCES DECEMBER 31, 1985 | |
| Pensions & F. I. C. A. | 209,170.00 | EQUALIZED VALUATION BASIS | | ASSETS | |
| Employee Fringe Benefits | 125,000.00 | FOR NET DEBT COMPUTATION | 193,353,024 | Cash Dec. 31, 1985 | 1,158,862.04 |
| Other Statutory Expenditures | | REAL PROPERTY VALUATIONS | | Taxes Receivable | 212,735.40 |
| CETA And Other Public Employment Programs | | Code Class # of Parcels % VAL'N | ASSESSED VALUATION | Tax Title Liens | 16,638.05 |
| MUNICIPAL FUNCTIONS | | 1 Vacant Land 98 2.02 | 2,659,910.00 | Foreclosed Property | |
| CAPITAL IMPROVEMENTS *MEMO* | 6,400.00 | 2 Residential 1598 77.81 | 102,493,050.00 | Emergencies & Other Deferred Charges | 4,500.00 |
| DEBT SERVICE | | 3 Farm | | State and Federal Aid Receivable | 1,587.24 |
| Principal Payments | 99,000.00 | 4a Commercial 108 11.53 | 15,192,600.00 | Other Receivables | 30,769.85 |
| Interest Payments | 14,996.82 | 4b Industrial | | Total | 1,425,092.58 |
| | | 4c Apartments 84 8.64 | 11,382,600.00 | LIABILITIES, RESERVES, AND SURPLUS | |
| | | Total 1888 | 131,728,160.00 | Cash Liabilities | 957,372.80 |
| DEFERRED CHARGES | 68,492.82 | Land Area .60 Sq. Miles | | Reserves for Receivables | 260,143.30 |
| SCHOOL, COUNTY, SPECIAL DISTRICT TAXES | 2,644,698.78 | Net Valuation Taxable-Municipal | 132,115,153 | Surplus Dec. 31, 1985 | 207,576.48 |
| RESERVE FOR UNCOLLECTED TAXES | 189,354.49 | Net Valuation Taxable-County | 194,362,915 | Total | 1,425,092.58 |
| EXPENDITURES TOTAL | 5,400,258.91 | State Equalized Valuation | 217,796,070 | | |
| | | State Equalization Ratio | 60.59 | | |

0909
 Population 1980 **13,719**
 Population 1985 **15,150**
 S & P Rating **AA-**
 Moody Rating **AA**

General Tax Rate Per \$100. **2.25**
 State Equalized Tax Rate **2.21**

SECAUCUS TOWN - HUDSON COUNTY
Form of Government.
Town Council
Number of Members on Governing Body - 7

PER CAPITA:
 Gross Debt **1,118.39**
 Net Debt **873.38**
 Debt Service **89.02**
 Total Tax Levy **1,705.41**
 Municipal Expenditures **845.39**

PER CENT:
 Gross Debt **1.69**
 Net Debt **1.32**
 Tax Levy Collected **98.89**
 Tax Levy Cancelled, Abated or Adjusted **1.10**

| EXPENDITURES | | REVENUES-REALIZED | | 1985 PROPERTY TAX | |
|--|----------------------|--|-------------------------|---|----------------------|
| GENERAL GOVERNMENT | | | | STATE EQUALIZED TAX RATE → .68 | |
| Governing Body & Public Boards | | 1985 Property Taxes Collected | 25,509,708.29 | Local District School Taxes | 7,867,318.73 |
| Municipal Clerk | | 1985 Payments in Lieu of Taxes | | Regional & Consolidated School Tax | |
| Financial Administration | 207,809.86 | Delinquent Tax & Lien Collections | 392,507.06 | School Taxes in Municipal Budget | .01 |
| Assessment of Taxes | 1,123,187.84 | Business Personality Replacement Taxes | 646,635.44 | County Taxes | .91 * |
| Collection of Taxes | 133,196.16 | Taxes from Public Utilities | 1,359,062.00 | County Library Taxes | |
| Planning, Housing & Development | 3,998.01 | Other Miscellaneous Tax Revenues | | Local Municipal Purpose Taxes | .61 |
| Human Resources | 16,000.00 | State Aid Revenues | 118,321.31 | Veteran & Senior Citizen Taxes | |
| Elections | 10,036.42 | Federal Aid Revenues | | Total Taxes for Rate Computation | 2.21 |
| General Administration (other) | 941,721.18 | State and Local Fiscal Assistance Act Utilized | 156,558.75 | Special District Taxes | |
| JUDICIARY | | Sale of Acquired Property | | Bank Corp. Taxes | 57,382.50 |
| Municipal Courts | 126,808.00 | Other Miscellaneous Revenues | 1,334,638.90 | Added and Omitted Taxes | 416,207.34 |
| PUBLIC SAFETY | | Total | 29,517,431.75 | Total Taxes Levied - ABSTRACT | 25,836,974.83 |
| Fire Protection | 254,820.00 | Prior Years Surplus Appropriated | 2,450,000.00 | Total Taxes Billed | 25,797,311.86 |
| Police Protection | 2,396,113.84 | REVENUES TOTAL | 31,967,431.75 | 1985 TAXES COLLECTED | 25,509,708.29 |
| Civil Defense & Disaster Control | 4,169.00 | Reserve For Uncollected Taxes | 677,055.14 | 1985 Taxes Cancelled, Abated or Adjusted | 25,953.02 |
| Environmental Inspection & Control | 96,165.95 | CAPITAL OUTLAY TOTAL | 1,107,919.33 | Transfer to Tax Title Liens or Foreclosed Balance Outstanding Dec. 31, 1985 | 256.17 |
| Other Public Safety | | | | | 261,394.38 |
| PUBLIC WORKS | | | | PRIOR YEARS TAXES OUTSTANDING | |
| Streets and Drainage | 791,430.00 | Public Enterprises | | Balance January 1, 1985 | 437,868.27 |
| Sewers and Sewage Processing | 1,880,167.39 | Recreation—Culture | 12,807.05 | Collected in 1985 | 392,507.06 |
| Garbage and Trash Disposal | 456,017.00 | Public Works | 539,569.37 | Cancelled, Abated or Adjusted 1985 | |
| Public Buildings and Grounds | 446,140.00 | Buildings and Grounds | 555,542.91 | Transfers to Tax Title Liens or Foreclosed Balance December 31, 1985 | |
| Other Public Works | | Library and Education | | | 45,361.21 |
| HEALTH and WELFARE | | Conservation | | TAX TITLE LIENS OUTSTANDING | |
| Health Services Except Environmental | 119,214.94 | All Other | | Balance January 1, 1985 | 1,660.47 |
| Welfare-Public Assistance | 7,500.00 | CAPITAL DEBT AUTHORIZED, DECEMBER 31, 1985 | | Transfer From Taxes | 256.17 |
| Hospitals, Clinics, First Aid | | ISSUED AND UNISSUED GROSS DEBT | | Redeemed in 1985 | |
| Animal, Insect, & Rodent Control | 9,643.00 | School | 3,712,000 | Cancelled, Abated or Adjusted (1985) | |
| Other Welfare Services | 107,763.00 | Self-liquidating | | Transfers to Foreclosed Property | |
| RECREATION and CONSERVATION | | Other | 13,231,664 | Balance December 31, 1985 | 1,916.64 |
| Beaches and Boardwalks | | Total | 16,943,664 | PROPERTY ACQUIRED BY DEED OR FORECLOSURE | |
| Parks, Playgrounds, Shade Trees | 135,090.00 | ISSUED AND OUTSTANDING | | Balance January 1, 1985 | 68,600.00 |
| Land Reclamation & Conservation | | School | 3,712,000.00 | Transfers From Taxes or Liens | |
| Other Recreational Services | 136,307.00 | Self-Liquidating | | Sale for Cash (1985) | |
| EDUCATION (excluding schools) | | Other | 13,078,000.00 | Cancelled, Abated or Adjusted (1985) | |
| Libraries | 376,386.00 | Total | 16,790,000.00 | Balance December 31, 1985 | 68,600.00 |
| Other Educational Services | | EQUALIZED VALUATION BASIS | | CURRENT FINANCES DECEMBER 31, 1985 | |
| STATUTORY EXPENDITURES | | FOR NET DEBT COMPUTATION | 1,001,421,239 | ASSETS | |
| Pensions & F. I. C. A. | 561,357.41 | REAL PROPERTY VALUATIONS | | Cash Dec. 31, 1985 | 3,747,217.32 |
| Employee Fringe Benefits | 380,488.00 | Code Class # of Parcels % VAL'N | | Taxes Receivable | 306,755.59 |
| Other Statutory Expenditures | 15,000.00 | 1 Vacant Land 233 5.93 | 66,590,900.00 | Tax Title Liens | 1,916.64 |
| CETA And Other Public Employment Programs | | 2 Residential 3964 33.75 | 378,775,100.00 | Foreclosed Property | 68,600.00 |
| MUNICIPAL FUNCTIONS TOTAL | 10,736,530.00 | 3 Farm | | Emergencies & Other Deferred Charges | 45,451.00 |
| CAPITAL IMPROVEMENTS *MEMO* | 15,000.00 | 4a Commercial 164 18.15 | 203,669,300.00 | State and Federal Aid Receivable | 32,198.44 |
| DEBT SERVICE | | 4b Industrial 156 41.14 | 461,800,500.00 | Other Receivables | 11,131.80 |
| Principal Payments | 585,000.00 | 4c Apartments 14 1.03 | 11,585,600.00 | Total | 4,213,270.79 |
| Interest Payments | 763,622.74 | Total 4531 | 1,122,421,400.00 | LIABILITIES, RESERVES, AND SURPLUS | |
| TYPE I SCHL DEBT *MEMO | 88,540.00 | Land Area 5.80 Sq. Miles | | Cash Liabilities | 1,186,632.88 |
| DEFERRED CHARGES | 45,451.00 | Net Valuation Taxable-Municipal | 1,129,158,998 | Reserves for Receivables | 388,404.03 |
| SCHOOL, COUNTY, SPECIAL DISTRICT TAXES | 18,381,138.28 | Net Valuation Taxable-County | 1,061,984,390 | Surplus Dec. 31, 1985 | 2,638,233.88 |
| RESERVE FOR UNCOLLECTED TAXES | 677,055.14 | State Equalized Valuation | 1,152,269,974 | Total | 4,213,270.79 |
| EXPENDITURES TOTAL | 31,188,797.16 | State Equalization Ratio | 98.06 | | |

1985/3000

* ABOVE DEBT SERVICE INCLUDES TYPE I SCHOOL DEBT

*Includes County Health Service Taxes or County Vocational School Taxes. See Table 13.

0332

Population 1980 **4,537**
 Population 1985 **4,960**
 S & P Rating
 Moody Rating

General Tax Rate Per \$100.

State Equalized Tax Rate

2.59**2.28****SHAMONG TOWNSHIP – BURLINGTON CO.****Form of Government:****Township Committee****Number of Members on Governing Body – 3**

PER CAPITA:

Gross Debt **262.46**Net Debt **34.27**

Debt Service

Total Tax Levy **568.57**Municipal Expenditures **148.85**

PER CENT:

Gross Debt **1.19**Net Debt **.15**Tax Levy Collected **92.10**Tax Levy Cancelled, Abated
or Adjusted

| EXPENDITURES | | REVENUES-REALIZED | | 1985 PROPERTY TAX | |
|---|---------------------|--|-----------------------|--|---------------------|
| GENERAL GOVERNMENT | | | | STATE EQUALIZED TAX RATE | |
| Governing Body & Public Boards | | 1985 Property Taxes Collected | 2,596,675.10 | Local District School Taxes | 1.19 |
| Municipal Clerk | | 1985 Payments in Lieu of Taxes | | Regional & Consolidated School Tax | .48 |
| Financial Administration | 15,513.00 | Delinquent Tax & Lien Collections | 170,027.10 | School Taxes in Municipal Budget | |
| Assessment of Taxes | 15,889.00 | Business Personalty Replacement Taxes | 12,907.60 | County Taxes | .57 |
| Collection of Taxes | 23,892.00 | Taxes from Public Utilities | 242,096.00 | County Library Taxes | .03 |
| Planning, Housing & Development | 15,825.00 | Other Miscellaneous Tax Revenues | | Local Municipal Purpose Taxes | |
| Human Resources | | State Aid Revenues | 11,258.16 | Veteran & Senior Citizen Taxes | |
| Elections | | Federal Aid Revenues | | Total Taxes for Rate Computation | 2.27 |
| General Administration (other) | 98,885.00 | State and Local Fiscal Assistance Act Utilized | 23,999.00 | Special District Taxes | |
| JUDICIARY | | Sale of Acquired Property | | Bank Corp. Taxes | 1,209.22 |
| Municipal Courts | 14,556.00 | Other Miscellaneous Revenues | 228,772.23 | Added and Omitted Taxes | 88,749.81 |
| PUBLIC SAFETY | | Total | 3,285,735.19 | Total Taxes Levied - ABSTRACT | 2,820,104.56 |
| Fire Protection | 36,575.00 | Prior Years Surplus Appropriated | 208,648.09 | Total Taxes Billed | 2,819,401.35 |
| Police Protection | 35,450.00 | REVENUES TOTAL | 3,494,383.28 | 1985 TAXES COLLECTED | 2,596,675.10 |
| Civil Defense & Disaster Control | 2,148.00 | Reserve For Uncollected Taxes | 246,120.57 | 1985 Taxes Cancelled, Abated or Adjusted | |
| Environmental Inspection & Control | 13,299.00 | CAPITAL OUTLAY TOTAL | 23,276.85 | Transfer to Tax Title Liens or Foreclosed | 29,732.86 |
| Other Public Safety | | Public Enterprises | | Balance Outstanding Dec. 31, 1985 | 192,993.39 |
| PUBLIC WORKS | | Recreation—Culture | 23,276.85 | PRIOR YEARS TAXES OUTSTANDING | |
| Streets and Drainage | 159,953.00 | Public Works | | Balance January 1, 1985 | 183,766.79 |
| Sewers and Sewage Processing | | Buildings and Grounds | | Collected in 1985 | 164,984.79 |
| Garbage and Trash Disposal | 6,000.00 | Library and Education | | Cancelled, Abated or Adjusted 1985 | 170.31 |
| Public Buildings and Grounds | 16,300.00 | Conservation | | Transfers to Tax Title Liens or Foreclosed | 8,237.27 |
| Other Public Works | | All Other | | Balance December 31, 1985 | 10,374.42 |
| HEALTH and WELFARE | | CAPITAL DEBT AUTHORIZED, DECEMBER 31, 1985 | | TAX TITLE LIENS OUTSTANDING | |
| Health Services Except Environmental | 475.00 | ISSUED AND UNISSUED | | Balance January 1, 1985 | 73,655.21 |
| Welfare-Public Assistance | 3,626.00 | School | 1,131,820 | Transfer From Taxes | 39,136.94 |
| Hospitals, Clinics, First Aid | | Self-liquidating | | Redeemed in 1985 | 5,042.31 |
| Animal, Insect, & Rodent Control | 1,850.00 | Other | 170,000 | Cancelled, Abated or Adjusted (1985) | |
| Other Welfare Services | 200.00 | Total | 1,301,820 | Transfers to Foreclosed Property | |
| RECREATION and CONSERVATION | | ISSUED AND OUTSTANDING | | Balance December 31, 1985 | 107,749.84 |
| Beaches and Boardwalks | | School | 1,112,290.25 | PROPERTY ACQUIRED BY DEED OR | |
| Parks, Playgrounds, Shade Trees | 17,500.00 | Self-Liquidating | | FORECLOSURE | |
| Land Reclamation & Conservation | | Other | 170,000.00 | Balance January 1, 1985 | 3,925.00 |
| Other Recreational Services | 250.00 | Total | 1,282,290.25 | Transfers From Taxes or Liens | |
| EDUCATION (excluding schools) | | EQUALIZED VALUATION BASIS | | Sale for Cash (1985) | |
| Libraries | | FOR NET DEBT COMPUTATION | 109,719,352 | Cancelled, Abated or Adjusted (1985) | |
| Other Educational Services | | REAL PROPERTY VALUATIONS | | Balance December 31, 1985 | 3,925.00 |
| STATUTORY EXPENDITURES | | Code Class # of Parcels % VAL'N | | CURRENT FINANCES DECEMBER 31, 1985 | |
| Pensions & F. I. C. A. | 13,000.00 | 1 Vacant Land 477 7.18 | 7,428,150.00 | ASSETS | |
| Employee Fringe Benefits | | 2 Residential 1230 85.90 | 88,810,750.00 | Cash Dec. 31, 1985 | 1,876,052.42 |
| Other Statutory Expenditures | 1,000.00 | 3 Farm 215 3.33 | 3,435,100.00 | Taxes Receivable | 203,367.81 |
| CETA And Other Public Employment Programs | | 4a Commercial 44 3.02 | 3,122,000.00 | Tax Title Liens | 107,749.84 |
| MUNICIPAL FUNCTIONS | | 4b Industrial 6 .57 | 592,400.00 | Foreclosed Property | 3,925.00 |
| CAPITAL IMPROVEMENTS | 40,000.00 | 4c Apartments | | Emergencies & Other Deferred Charges | |
| DEBT SERVICE | | Total | 103,388,400.00 | State and Federal Aid Receivable | 3,382.70 |
| Principal Payments | | Land Area 46.61 Sq. Miles | | Other Receivables | 15,032.41 |
| Interest Payments | | Net Valuation Taxable-Municipal | 105,593,619 | Total | 2,209,510.18 |
| DEFERRED CHARGES | | Net Valuation Taxable-County | 115,048,808 | LIABILITIES, RESERVES, AND SURPLUS | |
| SCHOOL, COUNTY, SPECIAL DISTRICT TAXES | 2,730,145.53 | State Equalized Valuation | 119,505,423 | Cash Liabilities | 1,120,256.44 |
| RESERVE FOR UNCOLLECTED TAXES | 246,120.57 | State Equalization Ratio | 88.14 | Reserves for Receivables | 330,075.06 |
| EXPENDITURES TOTAL | 3,468,452.10 | | | Surplus Dec. 31, 1985 | 759,178.68 |
| | | | | Total | 2,209,510.18 |

0611
Population 1980 604
Population 1985 597
S & P Rating
Moody Rating

General Tax Rate Per \$100. 3.22
State Equalized Tax Rate 2.62

SHILOH BOROUGH - CUMBERLAND CO.
Form of Government:
Borough Council
Number of Members on Governing Body - 6

PER CAPITA:
Gross Debt 156.88
Net Debt
Debt Service
Total Tax Levy 261.23
Municipal Expenditures 98.91
PER CENT:
Gross Debt 1.74
Net Debt
Tax Levy Collected 90.48
Tax Levy Cancelled, Abated or Adjusted 1.03

| EXPENDITURES | | REVENUES-REALIZED | | 1985 PROPERTY TAX | |
|---|------------|--|--|--|-------------|
| GENERAL GOVERNMENT | | | | STATE EQUALIZED TAX RATE 1.08 | |
| Governing Body & Public Boards | | | | Local District School Taxes | 64,258.00 |
| Municipal Clerk | 3,114.95 | 1985 Property Taxes Collected 141,360.24 | | Regional & Consolidated School Tax | 25,638.66 |
| Financial Administration | 9,843.51 | 1985 Payments in Lieu of Taxes 9,880.08 | | School Taxes in Municipal Budget | |
| Assessment of Taxes | 1,362.39 | Delinquent Tax & Lien Collections 4,597.84 | | County Taxes | 65,939.72 * |
| Collection of Taxes | | Business Personality Replacement Taxes 18,022.00 | | County Library Taxes | |
| Planning, Housing & Development | | Taxes from Public Utilities | | Local Municipal Purpose Taxes | 9,250.00 |
| Human Resources | | Other Miscellaneous Tax Revenues | | Veteran & Senior Citizen Taxes | 165,086.38 |
| Elections | 4,404.73 | State Aid Revenues 4,011.14 | | Total Taxes for Rate Computation | 2.62 |
| General Administration (other) | | Federal Aid Revenues 3,484.00 | | Special District Taxes | |
| JUDICIARY | | State and Local Fiscal Assistance Act Utilized | | Bank Corp. Taxes | 119.87 |
| Municipal Courts | 200.00 | Sale of Acquired Property | | Added and Omitted Taxes | |
| PUBLIC SAFETY | | Other Miscellaneous Revenues 3,635.24 | | Total Taxes Levied - ABSTRACT | 155,956.25 |
| Fire Protection | 11,390.10 | Total 184,990.54 | | Total Taxes Billed | 156,227.72 |
| Police Protection | | Prior Years Surplus Appropriated 21,300.00 | | 1985 TAXES COLLECTED | 141,360.24 |
| Civil Defense & Disaster Control | | REVENUES TOTAL 206,290.54 | | 1985 Taxes Cancelled, Abated or Adjusted | 1,616.44 |
| Environmental Inspection & Control | 1,000.00 | Reserve For Uncollected Taxes 11,320.17 | | Transfer to Tax Title Liens or Foreclosed | |
| Other Public Safety | | CAPITAL OUTLAY TOTAL 4,629.67 | | Balance Outstanding Dec. 31, 1985 | 13,251.04 |
| PUBLIC WORKS | | | | PRIOR YEARS TAXES OUTSTANDING | |
| Streets and Drainage | 4,860.81 | Public Enterprises | | Balance January 1, 1985 | 10,009.42 |
| Sewers and Sewage Processing | | Recreation—Culture | | Collected in 1985 | 9,880.08 |
| Garbage and Trash Disposal | 10,556.99 | Public Works | | Cancelled, Abated or Adjusted 1985 | 129.34 |
| Public Buildings and Grounds | | Buildings and Grounds | | Transfers to Tax Title Liens or Foreclosed | |
| Other Public Works | | Library and Education | | Balance December 31, 1985 | |
| HEALTH and WELFARE | | Conservation | | TAX TITLE LIENS OUTSTANDING | |
| Health Services Except Environmental | 108.00 | All Other | | Balance January 1, 1985 | |
| Welfare-Public Assistance | | CAPITAL DEBT AUTHORIZED, DECEMBER 31, 1985 | | Transfer From Taxes | |
| Hospitals, Clinics, First Aid | 250.00 | ISSUED AND UNISSUED GROSS DEBT NET DEBT | | Redeemed in 1985 | |
| Animal, Insect, & Rodent Control | | School 93,659 | | Cancelled, Abated or Adjusted (1985) | |
| Other Welfare Services | | Self-liquidating | | Transfers to Foreclosed Property | |
| RECREATION and CONSERVATION | | Other | | Balance December 31, 1985 | |
| Beaches and Boardwalks | | Total 93,659 | | PROPERTY ACQUIRED BY DEED OR | |
| Parks, Playgrounds, Shade Trees | | ISSUED AND OUTSTANDING | | FORECLOSURE | |
| Land Reclamation & Conservation | 200.00 | School | | Balance January 1, 1985 | |
| Other Recreational Services | | Self-Liquidating | | Transfers From Taxes or Liens | |
| EDUCATION (excluding schools) | | Other | | Sale for Cash (1985) | |
| Libraries | | Total 93,659.77 | | Cancelled, Abated or Adjusted (1985) | |
| Other Educational Services | | EQUALIZED VALUATION BASIS | | Balance December 31, 1985 | |
| STATUTORY EXPENDITURES | | FOR NET DEBT COMPUTATION 5,393,224 | | CURRENT FINANCES DECEMBER 31, 1985 | |
| Pensions & F. I. C. A. | 350.00 | REAL PROPERTY VALUATIONS | | ASSETS | |
| Employee Fringe Benefits | 85.00 | Code Class # of Parcels % VAL'N ASSESSED VALUATION | | Cash Dec. 31, 1985 | 35,152.47 |
| Other Statutory Expenditures | | 1 Vacant Land 14 .47 22,200.00 | | Taxes Receivable | 13,251.04 |
| CETA And Other Public Employment Programs | | 2 Residential 165 76.56 3,596,800.00 | | Tax Title Liens | |
| MUNICIPAL FUNCTIONS TOTAL 47,726.48 | | 3 Farm 31 15.44 725,600.00 | | Foreclosed Property | |
| CAPITAL IMPROVEMENTS *MEMO* 10,000.00 | | 4a Commercial 16 7.41 348,200.00 | | Emergencies & Other Deferred Charges | 9,064.48 |
| DEBT SERVICE | | 4b Industrial | | State and Federal Aid Receivable | |
| Principal Payments | | 4c Apartments 1 .11 5,200.00 | | Other Receivables | |
| Interest Payments | | Total 227 4,698,000.00 | | Total | 57,467.99 |
| DEFERRED CHARGES | | Land Area 1.18 Sq. Miles | | LIABILITIES, RESERVES, AND SURPLUS | |
| SCHOOL, COUNTY, SPECIAL DISTRICT TAXES | 155,836.38 | Net Valuation Taxable-Municipal 4,851,792 | | Cash Liabilities | 29,456.10 |
| RESERVE FOR UNCOLLECTED TAXES | 11,320.17 | Net Valuation Taxable-County 5,663,819 | | Reserves for Receivables | 13,251.04 |
| EXPENDITURES TOTAL 214,883.03 | | State Equalized Valuation 5,923,164 | | Surplus Dec. 31, 1985 | 14,760.85 |
| | | State Equalization Ratio 81.43 | | Total | 57,467.99 |

1528
Population 1980 1,427
Population 1985 1,465
S & P Rating
Moody Rating

General Tax Rate Per \$100. 1.30
State Equalized Tax Rate 1.10

SHIP BOTTOM BOROUGH – OCEAN COUNTY
Form of Government:
Borough Council
Number of Members on Governing Body – 6

PER CAPITA:
Gross Debt 853.22
Net Debt 773.25
Debt Service 42.76
Total Tax Levy 1,557.83
Municipal Expenditures 1,196.35
PER CENT:
Gross Debt .66
Net Debt .60
Tax Levy Collected 93.14
Tax Levy Cancelled, Abated or Adjusted

| EXPENDITURES | | REVENUES-REALIZED | | 1985 PROPERTY TAX | |
|---|--------------|--|--------------------|--|--------------|
| GENERAL GOVERNMENT | | | | STATE EQUALIZED TAX RATE | |
| Governing Body & Public Boards | | 1985 Property Taxes Collected | 2,109,547.33 | Local District School Taxes .07 | 146,187.98 |
| Municipal Clerk | 18,000.00 | 1985 Payments in Lieu of Taxes | | Regional & Consolidated School Tax .22 | 454,630.18 |
| Financial Administration | 16,450.00 | Delinquent Tax & Lien Collections | 152,870.79 | School Taxes in Municipal Budget | |
| Assessment of Taxes | 40,600.00 | Business Personalty Replacement Taxes | 23,691.83 | County Taxes .42 * | 857,895.29 |
| Collection of Taxes | 15,920.00 | Taxes from Public Utilities | 238,515.00 | County Library Taxes .03 | 55,640.49 |
| Planning, Housing & Development | | Other Miscellaneous Tax Revenues | | Local Municipal Purpose Taxes .36 | 734,000.00 |
| Human Resources | | State Aid Revenues | 7,954.87 | Veteran & Senior Citizen Taxes | 33,200.00 |
| Elections | | Federal Aid Revenues | | Total Taxes for Rate Computation 1.10 | 2,281,553.94 |
| General Administration (other) | 241,800.00 | State and Local Fiscal Assistance Act Utilized | 39,730.55 | Special District Taxes | |
| JUDICIARY | | Sale of Acquired Property | | Bank Corp. Taxes | 17,226.09 |
| Municipal Courts | 22,500.00 | Other Miscellaneous Revenues | 370,934.45 | Added and Omitted Taxes | 16,641.94 |
| PUBLIC SAFETY | | Total | 2,943,244.82 | Total Taxes Levied - ABSTRACT | 2,282,221.97 |
| Fire Protection | 20,000.00 | Prior Years Surplus Appropriated | 378,000.00 | Total Taxes Billed | 2,264,995.88 |
| Police Protection | 338,700.00 | REVENUES TOTAL | 3,321,244.82 | 1985 TAXES COLLECTED | 2,109,547.33 |
| Civil Defense & Disaster Control | 1,000.00 | Reserve For Uncollected Taxes | 233,800.00 | 1985 Taxes Cancelled, Abated or Adjusted | |
| Environmental Inspection & Control | 15,000.00 | CAPITAL OUTLAY TOTAL | 263,791.44 | Transfer to Tax Title Liens or Foreclosed | |
| Other Public Safety | | | | Balance Outstanding Dec. 31, 1985 | 155,448.55 |
| PUBLIC WORKS | | | | PRIOR YEARS TAXES OUTSTANDING | |
| Streets and Drainage | 194,230.55 | Public Enterprises | | Balance January 1, 1985 | 151,363.92 |
| Sewers and Sewage Processing | | Recreation—Culture | | Collected in 1985 | 148,019.57 |
| Garbage and Trash Disposal | 96,271.00 | Public Works | 24,080.08 | Cancelled, Abated or Adjusted 1985 | |
| Public Buildings and Grounds | 65,750.00 | Buildings and Grounds | 239,711.36 | Transfers to Tax Title Liens or Foreclosed | |
| Other Public Works | 2,250.00 | Library and Education | | Balance December 31, 1985 | 3,344.35 |
| HEALTH and WELFARE | | Conservation | | TAX TITLE LIENS OUTSTANDING | |
| Health Services Except Environmental | 6,050.00 | All Other | | Balance January 1, 1985 | 6,233.12 |
| Welfare-Public Assistance | 2,050.00 | CAPITAL DEBT AUTHORIZED, DECEMBER 31, 1985 | | Transfer From Taxes | |
| Hospitals, Clinics, First Aid | | ISSUED AND UNISSUED GROSS DEBT | | Redeemed in 1985 | 4,851.22 |
| Animal, Insect, & Rodent Control | 2,700.00 | School 114,816 | | Cancelled, Abated or Adjusted (1985) | |
| Other Welfare Services | | Self-liquidating 2,348 | | Transfers to Foreclosed Property | |
| RECREATION and CONSERVATION | | Other 1,132,809 | 1,132,809 | Balance December 31, 1985 | 1,381.90 |
| Beaches and Boardwalks | 134,285.00 | Total 1,249,974 | 1,132,809 | PROPERTY ACQUIRED BY DEED OR | |
| Parks, Playgrounds, Shade Trees | | | | FORECLOSURE | |
| Land Reclamation & Conservation | | ISSUED AND OUTSTANDING | | Balance January 1, 1985 | 37,575.00 |
| Other Recreational Services | 12,000.00 | School 114,816.68 | | Transfers From Taxes or Liens | |
| EDUCATION (excluding schools) | | Self-liquidating 2,348.00 | | Sale for Cash (1985) | |
| Libraries | 2,500.00 | Other 275,075.00 | | Cancelled, Abated or Adjusted (1985) | |
| Other Educational Services | | Total 392,239.68 | | Balance December 31, 1985 | 37,575.00 |
| STATUTORY EXPENDITURES | | EQUALIZED VALUATION BASIS | | CURRENT FINANCES DECEMBER 31, 1985 | |
| Pensions & F. I. C. A. | 88,218.60 | FOR NET DEBT COMPUTATION | 188,607,799 | ASSETS | |
| Employee Fringe Benefits | 63,400.00 | REAL PROPERTY VALUATIONS | | Cash Dec. 31, 1985 | 1,140,604.69 |
| Other Statutory Expenditures | 6,000.00 | Code Class # of Parcels % VAL'N | ASSESSED VALUATION | Taxes Receivable | 158,792.90 |
| CETA And Other Public Employment Programs | | 1 Vacant Land 157 4.09 | 7,082,400.00 | Tax Title Liens | 1,381.90 |
| MUNICIPAL FUNCTIONS TOTAL | 1,405,675.15 | 2 Residential 1494 77.27 | 133,899,550.00 | Foreclosed Property | 37,575.00 |
| CAPITAL IMPROVEMENTS *MEMO* | | 3 Farm | | Emergencies & Other Deferred Charges | 92,000.00 |
| DEBT SERVICE | | 4a Commercial 136 15.47 | 26,815,084.00 | State and Federal Aid Receivable | 1,351.70 |
| Principal Payments | 32,750.00 | 4b Industrial | | Other Receivables | 57,443.62 |
| Interest Payments | 29,889.02 | 4c Apartments 16 3.17 | 5,501,800.00 | Total | 1,489,149.81 |
| | | Total 1803 | 173,298,834.00 | LIABILITIES, RESERVES, AND SURPLUS | |
| DEFERRED CHARGES | 50,540.50 | Land Area .71 Sq. Miles | | Cash Liabilities | 549,796.78 |
| SCHOOL, COUNTY, SPECIAL DISTRICT TAXES | 1,514,353.94 | Net Valuation Taxable-Municipal | 173,802,753 | Reserves for Receivables | 255,193.42 |
| RESERVE FOR UNCOLLECTED TAXES | 233,800.00 | Net Valuation Taxable-County | 189,045,638 | Surplus Dec. 31, 1985 | 684,159.61 |
| EXPENDITURES TOTAL | 3,267,008.61 | State Equalized Valuation | 205,058,728 | Total | 1,489,149.81 |
| | | State Equalization Ratio | 84.72 | | |

1345
Population 1980 2,962
Population 1985 2,954
S & P Rating
Moody Rating A

General Tax Rate Per \$100. 2.79
State Equalized Tax Rate 2.31

SHREWSBURY BORO. - MONMOUTH CO.
Form of Government:
Borough Council
Number of Members on Governing Body - 6

PER CAPITA:
Gross Debt 1,417.13
Net Debt 947.88
Debt Service 51.58
Total Tax Levy 1,363.46
Municipal Expenditures 620.61

PER CENT:
Gross Debt 2.99
Net Debt 2.00
Tax Levy Collected 96.86
Tax Levy Cancelled, Abated or Adjusted

| EXPENDITURES | | REVENUES-REALIZED | | 1985 PROPERTY TAX | |
|---|--------------|--|---------------------|---|-------------------|
| GENERAL GOVERNMENT | | | | STATE EQUALIZED TAX RATE | |
| Governing Body & Public Boards | | 1985 Property Taxes Collected | 3,839,553.51 | Local District School Taxes | .69 1,141,254.00 |
| Municipal Clerk | | 1985 Payments in Lieu of Taxes | | Regional & Consolidated School Tax | .58 963,479.99 |
| Financial Administration | 12,210.00 | Delinquent Tax & Lien Collections | 97,937.11 | School Taxes in Municipal Budget | |
| Assessment of Taxes | 12,717.00 | Business Personalty Replacement Taxes | 88,329.76 | County Taxes | .45 745,339.05 |
| Collection of Taxes | 35,394.00 | Taxes from Public Utilities | 247,647.00 | County Library Taxes | .02 27,924.24 |
| Planning, Housing & Development | 28,017.00 | Other Miscellaneous Tax Revenues | | Local Municipal Purpose Taxes | .58 959,771.12 |
| Human Resources | 10,103.69 | State Aid Revenues | 97,857.29 | Veteran & Senior Citizen Taxes | |
| Elections | | Federal Aid Revenues | | Total Taxes for Rate Computation | 2.32 3,864,918.40 |
| General Administration (other) | 197,980.54 | State and Local Fiscal Assistance Act Utilized | 27,303.00 | Special District Taxes | |
| JUDICIARY | | Sale of Acquired Property | | Bank Corp. Taxes | 63,598.27 |
| Municipal Courts | 29,201.00 | Other Miscellaneous Revenues | 245,709.90 | Added and Omitted Taxes | 126,287.35 |
| PUBLIC SAFETY | | Total | 4,644,337.57 | Total Taxes Levied - ABSTRACT | 4,027,654.02 |
| Fire Protection | 53,218.00 | Prior Years Surplus Appropriated | 280,000.00 | Total Taxes Billed | 3,964,055.75 |
| Police Protection | 457,800.00 | REVENUES TOTAL | 4,924,337.57 | 1985 TAXES COLLECTED | 3,839,553.51 |
| Civil Defense & Disaster Control | 2,765.00 | Reserve For Uncollected Taxes | 170,323.00 | 1985 Taxes Cancelled, Abated or Adjusted | |
| Environmental Inspection & Control | 21,311.00 | CAPITAL OUTLAY TOTAL | 250,054.51 | Transfer to Tax Title Liens or Foreclosed Balance Outstanding Dec. 31, 1985 | 124,502.24 |
| Other Public Safety | | | | PRIOR YEARS TAXES OUTSTANDING | |
| PUBLIC WORKS | | | | Balance January 1, 1985 | 97,937.11 |
| Streets and Drainage | 276,650.00 | Public Enterprises | | Collected in 1985 | 97,937.11 |
| Sewers and Sewage Processing | | Recreation—Culture | 1,704.20 | Cancelled, Abated or Adjusted 1985 | |
| Garbage and Trash Disposal | 96,656.00 | Public Works | 216,710.48 | Transfers to Tax Title Liens or Foreclosed Balance December 31, 1985 | |
| Public Buildings and Grounds | 6,000.00 | Buildings and Grounds | 31,639.83 | TAX TITLE LIENS OUTSTANDING | |
| Other Public Works | 26,850.00 | Library and Education | | Balance January 1, 1985 | 284.87 |
| HEALTH and WELFARE | | Conservation | | Transfer From Taxes | |
| Health Services Except Environmental | 10,838.00 | All Other | | Redeemed in 1985 | |
| Welfare-Public Assistance | 6,223.00 | CAPITAL DEBT AUTHORIZED, DECEMBER 31, 1985 | | Cancelled, Abated or Adjusted (1985) | |
| Hospitals, Clinics, First Aid | | ISSUED AND UNISSUED | | Transfers to Foreclosed Property | |
| Animal, Insect, & Rodent Control | | School | 1,386,162 | Balance December 31, 1985 | 284.87 |
| Other Welfare Services | | Self-liquidating | | PROPERTY ACQUIRED BY DEED OR FORECLOSURE | |
| RECREATION and CONSERVATION | | Other | 2,800,027 | Balance January 1, 1985 | |
| Beaches and Boardwalks | | Total | 4,186,189 | Transfers From Taxes or Liens | |
| Parks, Playgrounds, Shade Trees | 4,200.00 | ISSUED AND OUTSTANDING | | Sale for Cash (1985) | |
| Land Reclamation & Conservation | 500.00 | School | 1,386,162.27 | Cancelled, Abated or Adjusted (1985) | |
| Other Recreational Services | | Self-Liquidating | | Balance December 31, 1985 | |
| EDUCATION (excluding schools) | | Other | 1,469,000.00 | CURRENT FINANCES DECEMBER 31, 1985 | |
| Libraries | 1,000.00 | Total | 2,855,162.27 | ASSETS | |
| Other Educational Services | | EQUALIZED VALUATION BASIS | | Cash Dec. 31, 1985 | 1,501,417.18 |
| STATUTORY EXPENDITURES | | FOR NET DEBT COMPUTATION | 140,171,750 | Taxes Receivable | 124,502.24 |
| Pensions & F. I. C. A. | 103,469.00 | REAL PROPERTY VALUATIONS | | Tax Title Liens | 284.87 |
| Employee Fringe Benefits | 74,000.00 | Code Class # of Parcels % VAL'N | | Foreclosed Property | |
| Other Statutory Expenditures | | 1 Vacant Land 82 3.24 | 4,390,600.00 | Emergencies & Other Deferred Charges | 46,860.00 |
| CETA And Other Public Employment Programs | | 2 Residential 966 62.74 | 85,103,400.00 | State and Federal Aid Receivable | 60,000.00 |
| MUNICIPAL FUNCTIONS TOTAL | 1,467,103.23 | 3 Farm 6 .57 | 774,900.00 | Other Receivables | 498,290.35 |
| CAPITAL IMPROVEMENTS *MEMO* | 26,000.00 | 4a Commercial 147 33.45 | 45,372,800.00 | Total | 2,231,354.64 |
| DEBT SERVICE | | 4b Industrial | | LIABILITIES, RESERVES, AND SURPLUS | |
| Principal Payments | 75,000.00 | 4c Apartments | | Cash Liabilities | 1,033,610.21 |
| Interest Payments | 77,372.10 | Total | 1201 135,641,700.00 | Reserves for Receivables | 612,973.77 |
| DEFERRED CHARGES | | Land Area 2.30 Sq. Miles | | Surplus Dec. 31, 1985 | 584,770.66 |
| SCHOOL, COUNTY, SPECIAL DISTRICT TAXES | 2,877,997.28 | Net Valuation Taxable-Municipal | 137,694,623 | Total | 2,231,354.64 |
| RESERVE FOR UNCOLLECTED TAXES | 170,323.00 | Net Valuation Taxable-County | 140,819,087 | | |
| EXPENDITURES TOTAL | 4,711,279.09 | State Equalized Valuation | 166,010,012 | | |
| | | State Equalization Ratio | 82.73 | | |

1346
Population 1980 995
Population 1985 1,153
S & P Rating
Moody Rating

General Tax Rate Per \$100. 2.58
State Equalized Tax Rate 5.52

SHREWSBURY TWP. - MONMOUTH CO.
Form of Government:
Township Committee
Number of Members on Governing Body - 3

PER CAPITA:
Gross Debt 113.54
Net Debt 113.54
Debt Service 9.25
Total Tax Levy 309.50
Municipal Expenditures 260.97

PER CENT:
Gross Debt 2.40
Net Debt 2.40
Tax Levy Collected 99.76
Tax Levy Cancelled, Abated or Adjusted

| EXPENDITURES | | REVENUES-REALIZED | | 1985 PROPERTY TAX | |
|---|------------|--|--------------------|--|------------|
| GENERAL GOVERNMENT | | | | STATE EQUALIZED TAX RATE | |
| Governing Body & Public Boards | | 1985 Property Taxes Collected | 362,649.79 | Local District School Taxes | |
| Municipal Clerk | 9,512.00 | 1985 Payments in Lieu of Taxes | | Regional & Consolidated School Tax 1.79 | 103,478.94 |
| Financial Administration | 4,000.00 | Delinquent Tax & Lien Collections | | School Taxes in Municipal Budget | |
| Assessment of Taxes | 1,800.00 | Business Personalty Replacement Taxes | 749.00 | County Taxes .53 | 30,922.92 |
| Collection of Taxes | | Taxes from Public Utilities | 26,261.00 | County Library Taxes .02 | 1,158.51 |
| Planning, Housing & Development | | Other Miscellaneous Tax Revenues | | Local Municipal Purpose Taxes 3.18 | 184,578.00 |
| Human Resources | 700.00 | State Aid Revenues | 61,346.22 | Veteran & Senior Citizen Taxes | |
| Elections | 71,300.00 | Federal Aid Revenues | 18,609.00 | Total Taxes for Rate Computation 5.52 | 320,138.37 |
| General Administration (other) | | State and Local Fiscal Assistance Act Utilized | | Special District Taxes | |
| JUDICIARY | 5,620.00 | Sale of Acquired Property | 27,574.54 | Bank Corp. Taxes | |
| Municipal Courts | | Other Miscellaneous Revenues | 497,189.55 | Added and Omitted Taxes | 36,715.22 |
| PUBLIC SAFETY | | Total | 517,189.55 | Total Taxes Levied - ABSTRACT | 356,853.59 |
| Fire Protection | 4,600.00 | Prior Years Surplus Appropriated | 20,000.00 | Total Taxes Billed | 363,534.47 |
| Police Protection | 7,700.00 | REVENUES TOTAL | 517,189.55 | 1985 TAXES COLLECTED | 362,649.79 |
| Civil Defense & Disaster Control | 500.00 | Reserve For Uncollected Taxes | 23,000.00 | 1985 Taxes Cancelled, Abated or Adjusted | |
| Environmental Inspection & Control | 5,250.00 | CAPITAL OUTLAY TOTAL | 5,320.00 | Transfer to Tax Title Liens or Foreclosed | |
| Other Public Safety | | | | Balance Outstanding Dec. 31, 1985 | 884.68 |
| PUBLIC WORKS | | | | PRIOR YEARS TAXES OUTSTANDING | |
| Streets and Drainage | 55,943.56 | Public Enterprises | | Balance January 1, 1985 | 4,996.09 |
| Sewers and Sewage Processing | 21,547.00 | Recreation—Culture | | Collected in 1985 | 4,284.02 |
| Garbage and Trash Disposal | 29,950.00 | Public Works | | Cancelled, Abated or Adjusted 1985 | 712.07 |
| Public Buildings and Grounds | 15,000.00 | Buildings and Grounds | 5,320.00 | Transfers to Tax Title Liens or Foreclosed | |
| Other Public Works | 7,000.00 | Library and Education | | Balance December 31, 1985 | |
| HEALTH and WELFARE | | Conservation | | TAX TITLE LIENS OUTSTANDING | |
| Health Services Except Environmental | 7,510.00 | All Other | | Balance January 1, 1985 | |
| Welfare-Public Assistance | | CAPITAL DEBT AUTHORIZED, DECEMBER 31, 1985 | | Transfer From Taxes | |
| Hospitals, Clinics, First Aid | | ISSUED AND UNISSUED | | Redeemed in 1985 | |
| Animal, Insect, & Rodent Control | | School | | Cancelled, Abated or Adjusted (1985) | |
| Other Welfare Services | | Self-Liquidating | | Transfers to Foreclosed Property | |
| RECREATION and CONSERVATION | | Other | 130,911 | Balance December 31, 1985 | |
| Beaches and Boardwalks | | Total | 130,911 | PROPERTY ACQUIRED BY DEED OR | |
| Parks, Playgrounds, Shade Trees | 4,000.00 | | | FORECLOSURE | |
| Land Reclamation & Conservation | | ISSUED AND OUTSTANDING | | Balance January 1, 1985 | |
| Other Recreational Services | 1,800.00 | School | | Transfers From Taxes or Liens | |
| EDUCATION (excluding schools) | | Self-Liquidating | | Sale for Cash (1985) | |
| Libraries | | Other | 32,000.00 | Cancelled, Abated or Adjusted (1985) | |
| Other Educational Services | | Total | 32,000.00 | Balance December 31, 1985 | |
| STATUTORY EXPENDITURES | | EQUALIZED VALUATION BASIS | | CURRENT FINANCES DECEMBER 31, 1985 | |
| Pensions & F. I. C. A. | 8,000.00 | FOR NET DEBT COMPUTATION | 5,461,030 | ASSETS | |
| Employee Fringe Benefits | 2,000.00 | REAL PROPERTY VALUATIONS | | Cash Dec. 31, 1985 | 265,341.02 |
| Other Statutory Expenditures | 775.44 | Code Class # of Parcels % VAL'N | ASSESSED VALUATION | Taxes Receivable | 884.68 |
| CETA And Other Public Employment Programs | | 1 Vacant land | | Tax Title Liens | |
| MUNICIPAL FUNCTIONS | 264,508.00 | 2 Residential | | Foreclosed Property | |
| CAPITAL IMPROVEMENTS *MEMO* | 5,000.00 | 3 Farm | | Emergencies & Other Deferred Charges | 10,880.00 |
| DEBT SERVICE | | 4a Commercial | | State and Federal Aid Receivable | |
| Principal Payments | 8,000.00 | 4b Industrial | | Other Receivables | 14,782.68 |
| Interest Payments | 2,670.00 | 4c Apartments | | Total | 291,888.38 |
| DEFERRED CHARGES | 2,720.00 | Total | | LIABILITIES, RESERVES, AND SURPLUS | |
| SCHOOL, COUNTY, SPECIAL DISTRICT TAXES | 135,560.37 | Land Area .09 Sq. Miles | | Cash Liabilities | 124,009.21 |
| RESERVE FOR UNCOLLECTED TAXES | 23,000.00 | Net Valuation Taxable-Municipal | 12,395,091 | Reserves for Receivables | 15,667.36 |
| EXPENDITURES TOTAL | 436,458.37 | Net Valuation Taxable-County | 5,835,075 | Surplus Dec. 31, 1985 | 152,211.81 |
| | | State Equalized Valuation | 5,822,027 | Total | 291,888.38 |
| | | State Equalization Ratio | 213.86 | | |

0431
Population 1980 5,900
Population 1985 5,887
S & P Rating
Moody Rating BAA1

General Tax Rate Per \$100. 7.47
State Equalized Tax Rate 3.04

SOMERDALE BOROUGH - CAMDEN CO.
Form of Government:
Borough Council
Number of Members on Governing Body - 6

PER CAPITA:
Gross Debt 515.87
Net Debt 264.60
Debt Service 39.95
Total Tax Levy 501.45
Municipal Expenditures 247.84
PER CENT:
Gross Debt 3.44
Net Debt 1.76
Tax Levy Collected 96.77
Tax Levy Cancelled, Abated or Adjusted

| EXPENDITURES | | REVENUES-REALIZED | | 1985 PROPERTY TAX | |
|---|--------------|--|--|---|--------------|
| GENERAL GOVERNMENT | | | | STATE EQUALIZED TAX RATE → | |
| Governing Body & Public Boards | | 1985 Property Taxes Collected | | Local District School Taxes | 79 |
| Municipal Clerk | | 1985 Payments in Lieu of Taxes | | Regional & Consolidated School Tax | 59 |
| Financial Administration | 24,620.00 | Delinquent Tax & Lien Collections | | School Taxes in Municipal Budget | |
| Assessment of Taxes | 80,280.00 | Business Personalty Replacement Taxes | | County Taxes | 1.06 |
| Collection of Taxes | 19,355.80 | Taxes from Public Utilities | | County Library Taxes | .02 |
| Planning, Housing & Development | 8,983.26 | Other Miscellaneous Tax Revenues | | Local Municipal Purpose Taxes | .58 |
| Human Resources | | State Aid Revenues | | Veteran & Senior Citizen Taxes | |
| Elections | 3,606.03 | Federal Aid Revenues | | Total Taxes for Rate Computation | 3.04 |
| General Administration (other) | 224,685.51 | State and Local Fiscal Assistance Act Utilized | | Special District Taxes | |
| JUDICIARY | | Sale of Acquired Property | | Bank Corp. Taxes | 282.98 |
| Municipal Courts | 23,100.00 | Other Miscellaneous Revenues | | Added and Omitted Taxes | 11,816.92 |
| PUBLIC SAFETY | | Total | | Total Taxes Levied - ABSTRACT | 2,952,035.75 |
| Fire Protection | 53,100.00 | Prior Years Surplus Appropriated | | Total Taxes Billed | 2,951,752.77 |
| Police Protection | 256,147.00 | REVENUES TOTAL | | 1985 TAXES COLLECTED | 2,856,325.20 |
| Civil Defense & Disaster Control | | Reserve For Uncollected Taxes | | 1985 Taxes Cancelled, Abated or Adjusted | |
| Environmental Inspection & Control | 15,879.63 | CAPITAL OUTLAY TOTAL | | Transfer to Tax Title Liens or Foreclosed Balance Outstanding Dec. 31, 1985 | 95,427.57 |
| Other Public Safety | | | | PRIOR YEARS TAXES OUTSTANDING | |
| PUBLIC WORKS | | | | Balance January 1, 1985 | 64,751.56 |
| Streets and Drainage | 111,458.18 | Public Enterprises | | Collected in 1985 | 59,790.12 |
| Sewers and Sewage Processing | | Recreation—Culture | | Cancelled, Abated or Adjusted 1985 | |
| Garbage and Trash Disposal | 153,224.86 | Public Works | | Transfers to Tax Title Liens or Foreclosed Balance December 31, 1985 | 4,961.44 |
| Public Buildings and Grounds | 10,800.00 | Buildings and Grounds | | TAX TITLE LIENS OUTSTANDING | |
| Other Public Works | 20,880.00 | Library and Education | | Balance January 1, 1985 | 47,721.18 |
| HEALTH and WELFARE | | Conservation | | Transfer From Taxes | |
| Health Services Except Environmental | 2,345.00 | All Other | | Redeemed in 1985 | 783.08 |
| Welfare-Public Assistance | 18,900.00 | CAPITAL DEBT AUTHORIZED, DECEMBER 31, 1985 | | Cancelled, Abated or Adjusted (1985) | |
| Hospitals, Clinics, First Aid | | ISSUED AND UNISSUED GROSS DEBT NET DEBT | | Transfers to Foreclosed Property | |
| Animal, Insect, & Rodent Control | | School 743,522 | | Balance December 31, 1985 | 46,938.10 |
| Other Welfare Services | | Self-liquidating 380,000 | | PROPERTY ACQUIRED BY DEED OR FORECLOSURE | |
| RECREATION and CONSERVATION | | Other 1,913,411 | | Balance January 1, 1985 | 20,850.00 |
| Beaches and Boardwalks | | Total 3,036,933 | | Transfers From Taxes or Liens | |
| Parks, Playgrounds, Shade Trees | 500.00 | ISSUED AND OUTSTANDING | | Sale for Cash (1985) | |
| Land Reclamation & Conservation | 7,500.00 | School 610,191.54 | | Cancelled, Abated or Adjusted (1985) | |
| Other Recreational Services | | Self-Liquidating 380,000.00 | | Balance December 31, 1985 | 20,850.00 |
| EDUCATION (excluding schools) | | Other 1,773,411.00 | | CURRENT FINANCES DECEMBER 31, 1985 | |
| Libraries | 6,800.00 | Total 2,763,602.54 | | ASSETS | |
| Other Educational Services | | EQUALIZED VALUATION BASIS | | Cash Dec. 31, 1985 | 461,522.15 |
| STATUTORY EXPENDITURES | | FOR NET DEBT COMPUTATION | | Taxes Receivable | 100,389.01 |
| Pensions & F. I. C. A. | 46,825.84 | REAL PROPERTY VALUATIONS | | Tax Title Liens | 46,938.10 |
| Employee Fringe Benefits | | Code Class # of Parcels % VAL'N ASSESSED VALUATION | | Foreclosed Property | 20,850.00 |
| Other Statutory Expenditures | 9,867.80 | 1 Vacant Land 201 2.20 857,530.00 | | Emergencies & Other Deferred Charges | 88,833.41 |
| CETA And Other Public Employment Programs | | 2 Residential 1550 73.74 28,797,960.00 | | State and Federal Aid Receivable | |
| MUNICIPAL FUNCTIONS TOTAL | 1,098,858.91 | 3 Farm | | Other Receivables | 318,346.58 |
| CAPITAL IMPROVEMENTS *MEMO* | 29,000.00 | 4a Commercial 109 12.32 4,812,600.00 | | Total | 1,036,879.25 |
| DEBT SERVICE | | 4b Industrial 41 5.85 2,285,925.00 | | LIABILITIES, RESERVES, AND SURPLUS | |
| Principal Payments | 115,000.00 | 4c Apartments 7 5.89 2,300,450.00 | | Cash Liabilities | 283,381.81 |
| Interest Payments | 120,163.61 | Total 1908 39,054,465.00 | | Reserves for Receivables | 486,523.69 |
| DEFERRED CHARGES | | Land Area 1.36 Sq. Miles | | Surplus Dec. 31, 1985 | 266,973.75 |
| SCHOOL, COUNTY, SPECIAL DISTRICT TAXES | 2,374,935.85 | Net Valuation Taxable-Municipal | | Total | 1,036,879.25 |
| RESERVE FOR UNCOLLECTED TAXES | 125,000.00 | Net Valuation Taxable-County | | | |
| EXPENDITURES TOTAL | 3,833,958.37 | State Equalized Valuation | | | |
| | | State Equalization Ratio | | | |

0121
Population 1980 10,330
Population 1985 10,476
S & P Rating
Moody Rating BAA1

General Tax Rate Per \$100. 3.81
State Equalized Tax Rate 2.23

SOMERS POINT CITY – ATLANTIC COUNTY
Form of Government:
City Charter Act (P.L. 1897 c. 30)
Number of Members on Governing Body – 7

PER CAPITA:
Gross Debt 154.34
Net Debt 112.80
Debt Service 31.09
Total Tax Levy 733.89
Municipal Expenditures 326.04
PER CENT:
Gross Debt .52
Net Debt .38
Tax Levy Collected 95.49
Tax Levy Cancelled, Abated or Adjusted

| EXPENDITURES | | REVENUES-REALIZED | | 1985 PROPERTY TAX | |
|---|--------------|--|--------------------|--|--------------------|
| GENERAL GOVERNMENT | | | | STATE EQUALIZED TAX RATE | |
| Governing Body & Public Boards | | 1985 Property Taxes Collected | 7,334,477.45 | Local District School Taxes | .75 2,528,207.01 |
| Municipal Clerk | 67,118.01 | 1985 Payments in Lieu of Taxes | | Regional & Consolidated School Tax | .47 1,566,561.36 |
| Financial Administration | 17,477.37 | Delinquent Tax & Lien Collections | 323,054.74 | School Taxes in Municipal Budget | .04 121,040.00 |
| Assessment of Taxes | 36,780.46 | Business Personalty Replacement Taxes | 82,385.13 | County Taxes | .46 * 1,553,323.15 |
| Collection of Taxes | 9,099.50 | Taxes from Public Utilities | 598,223.00 | County Library Taxes | .03 104,750.04 |
| Planning, Housing & Development | | Other Miscellaneous Tax Revenues | | Local Municipal Purpose Taxes | .48 1,618,787.30 |
| Human Resources | | State Aid Revenues | 201,097.76 | Veteran & Senior Citizen Taxes | 129,050.00 |
| Elections | 5,796.44 | Federal Aid Revenues | | Total Taxes for Rate Computation | 2.23 7,621,718.86 |
| General Administration (other) | 254,561.19 | State and Local Fiscal Assistance Act Utilized | 7,261.55 | Special District Taxes | |
| JUDICIARY | | Sale of Acquired Property | | Bank Corp. Taxes | 10,867.93 |
| Municipal Courts | 45,263.62 | Other Miscellaneous Revenues | 380,041.97 | Added and Omitted Taxes | 184,654.76 |
| PUBLIC SAFETY | | Total | 8,926,541.60 | Total Taxes Levied - ABSTRACT | 7,688,191.55 |
| Fire Protection | 79,665.61 | Prior Years Surplus Appropriated | 180,000.00 | Total Taxes Billed | 7,680,490.28 |
| Police Protection | 900,572.16 | REVENUES TOTAL | 9,106,541.60 | 1985 TAXES COLLECTED | 7,334,477.45 |
| Civil Defense & Disaster Control | 24.34 | Reserve For Uncollected Taxes | 411,514.81 | 1985 Taxes Cancelled, Abated or Adjusted | |
| Environmental Inspection & Control | 58,909.34 | CAPITAL OUTLAY TOTAL | 513,576.98 | Transfer to Tax Title Liens or Foreclosed | 11,254.34 |
| Other Public Safety | | | | Balance Outstanding Dec. 31, 1985 | 334,758.49 |
| PUBLIC WORKS | | | | PRIOR YEARS TAXES OUTSTANDING | |
| Streets and Drainage | 420,323.02 | Public Enterprises | | Balance January 1, 1985 | 380,680.38 |
| Sewers and Sewage Processing | | Recreation—Culture | 59,762.19 | Collected in 1985 | 310,898.67 |
| Garbage and Trash Disposal | 297,894.00 | Public Works | 359,298.64 | Cancelled, Abated or Adjusted 1985 | |
| Public Buildings and Grounds | 45,800.00 | Buildings and Grounds | 94,516.15 | Transfers to Tax Title Liens or Foreclosed | 92.13 |
| Other Public Works | 28,861.66 | Library and Education | | Balance December 31, 1985 | 69,689.58 |
| HEALTH and WELFARE | | Conservation | | TAX TITLE LIENS OUTSTANDING | |
| Health Services Except Environmental | | All Other | | Balance January 1, 1985 | 47,838.69 |
| Welfare-Public Assistance | 13,625.00 | CAPITAL DEBT AUTHORIZED, DECEMBER 31, 1985 | | Transfer From Taxes | 11,382.97 |
| Hospitals, Clinics, First Aid | | ISSUED AND UNISSUED | | Redeemed in 1985 | 12,156.07 |
| Animal, Insect, & Rodent Control | 4,000.00 | School | 435,266 | Cancelled, Abated or Adjusted (1985) | |
| Other Welfare Services | | Self-Liquidating | | Transfers to Foreclosed Property | |
| RECREATION and CONSERVATION | | Other | 1,181,650 | Balance December 31, 1985 | 47,065.59 |
| Beaches and Boardwalks | 5,576.71 | Total | 1,616,916 | PROPERTY ACQUIRED BY DEED OR | |
| Parks, Playgrounds, Shade Trees | 27,200.00 | | | FORECLOSURE | |
| Land Reclamation & Conservation | 25.00 | ISSUED AND OUTSTANDING | | Balance January 1, 1985 | 13,412.50 |
| Other Recreational Services | | School | 435,266.75 | Transfers From Taxes or Liens | |
| EDUCATION (excluding schools) | | Self-Liquidating | | Sale for Cash (1985) | |
| Libraries | 36,736.90 | Other | 1,181,650.00 | Cancelled, Abated or Adjusted (1985) | |
| Other Educational Services | 2,000.00 | Total | 1,616,916.75 | Balance December 31, 1985 | 13,412.50 |
| STATUTORY EXPENDITURES | | EQUALIZED VALUATION BASIS | | CURRENT FINANCES DECEMBER 31, 1985 | |
| Pensions & F. I. C. A. | 181,323.06 | FOR NET DEBT COMPUTATION | 311,518,674 | ASSETS | |
| Employee Fringe Benefits | 113,000.00 | REAL PROPERTY VALUATIONS | | Cash Dec. 31, 1985 | 611,952.15 |
| Other Statutory Expenditures | 5,000.00 | Code Class # of Parcels % VAL'N | ASSESSED VALUATION | Taxes Receivable | 404,448.07 |
| CETA And Other Public Employment Programs | | 1 Vacant Land 495 2.51 | 4,838,100.00 | Tax Title Liens | 47,065.59 |
| MUNICIPAL FUNCTIONS TOTAL | 2,656,633.39 | 2 Residential 3216 66.84 | 129,076,300.00 | Foreclosed Property | 13,412.50 |
| CAPITAL IMPROVEMENTS *MEMO* | 15,197.40 | 3 Farm | | Emergencies & Other Deferred Charges | 68,692.62 |
| DEBT SERVICE | | 4a Commercial 203 19.68 | 37,995,900.00 | State and Federal Aid Receivable | 77,154.68 |
| Principal Payments | 250,000.00 | 4b Industrial | | Other Receivables | 27,801.71 |
| Interest Payments | 75,672.09 | 4c Apartments 29 10.98 | 21,202,800.00 | Total | 1,250,527.32 |
| TYPE I SCHL DEBT *MEMO | 136,088.00 | Total 3943 | 193,113,100.00 | LIABILITIES, RESERVES, AND SURPLUS | |
| DEFERRED CHARGES | 21,748.26 | Land Area 4.08 Sq. Miles | | Cash Liabilities | 321,216.45 |
| SCHOOL, COUNTY, SPECIAL DISTRICT TAXES | 5,873,881.56 | Net Valuation Taxable-Municipal | 196,890,257 | Reserves for Receivables | 492,727.87 |
| RESERVE FOR UNCOLLECTED TAXES | 411,514.81 | Net Valuation Taxable-County | 325,590,424 | Surplus Dec. 31, 1985 | 436,583.00 |
| EXPENDITURES TOTAL | 9,289,450.11 | State Equalized Valuation | 333,603,118 | Total | 1,250,527.32 |
| | | State Equalization Ratio | 58.55 | | |

1985/3000

* ABOVE DEBT SERVICE INCLUDES TYPE I SCHOOL DEBT

*Includes County Health Service Taxes or County Vocational School Taxes. See Table 13.

1818
Population 1980 11,973
Population 1985 11,603
S & P Rating
Moody Rating A1

General Tax Rate Per \$100. 5.80
State Equalized Tax Rate 2.74

SOMERVILLE BOROUGH - SOMERSET CO.
Form of Government:
Borough Council
Number of Members on Governing Body - 6

PER CAPITA:
Gross Debt 657.10
Net Debt 471.03
Debt Service 48.07
Total Tax Levy 851.39
Municipal Expenditures 479.83
PER CENT:
Gross Debt 2.39
Net Debt 1.71
Tax Levy Collected 96.35
Tax Levy Cancelled, Abated or Adjusted .04

| EXPENDITURES | | REVENUES-REALIZED | | 1985 PROPERTY TAX | |
|--|---------------|---|--------------------|---|-------------------|
| GENERAL GOVERNMENT | | | | STATE EQUALIZED TAX RATE | |
| Governing Body & Public Boards | | 1985 Property Taxes Collected | 9,457,248.49 | Local District School Taxes | 1.57 5,595,184.49 |
| Municipal Clerk | | 1985 Payments in Lieu of Taxes | | Regional & Consolidated School Tax | |
| Financial Administration | 58,214.00 | Delinquent Tax & Lien Collections | 373,465.76 | School Taxes in Municipal Budget | |
| Assessment of Taxes | 26,145.00 | Business Personalty Replacement Taxes | 252,385.28 | County Taxes | .46 1,658,736.10 |
| Collection of Taxes | 32,748.00 | Taxes from Public Utilities | 1,041,788.00 | County Library Taxes | |
| Planning, Housing & Development | 34,112.00 | Other Miscellaneous Tax Revenues | | Local Municipal Purpose Taxes | .70 2,514,995.91 |
| Human Resources | | State Aid Revenues | 288,448.72 | Veteran & Senior Citizen Taxes | 99,450.00 |
| Elections | 4,025.00 | Federal Aid Revenues | | Total Taxes for Rate Computation | 2.73 9,868,366.50 |
| General Administration (other) | 522,045.00 | State and Local Fiscal Assistance Act Utilized | 103,721.91 | Special District Taxes | |
| JUDICIARY | | Sale of Acquired Property | | Bank Corp. Taxes | 72,916.66 |
| Municipal Courts | 55,908.00 | Other Miscellaneous Revenues | 722,451.08 | Added and Omitted Taxes | 36,813.96 |
| PUBLIC SAFETY | | Total | 12,239,509.24 | Total Taxes Levied - ABSTRACT | 9,878,647.12 |
| Fire Protection | 149,961.00 | Prior Years Surplus Appropriated | 450,000.00 | Total Taxes Billed | 9,815,761.16 |
| Police Protection | 1,344,267.70 | REVENUES TOTAL | 12,689,509.24 | 1985 TAXES COLLECTED | 9,457,248.49 |
| Civil Defense & Disaster Control | 2,005.00 | Reserve For Uncollected Taxes | 513,857.30 | 1985 Taxes Cancelled, Abated or Adjusted | 3,654.00 |
| Environmental Inspection & Control | 68,454.00 | | | Transfer to Tax Title Liens or Foreclosed | 8,501.63 |
| Other Public Safety | | | | Balance Outstanding Dec. 31, 1985 | 346,357.04 |
| PUBLIC WORKS | | CAPITAL OUTLAY | TOTAL | PRIOR YEARS TAXES OUTSTANDING | |
| Streets and Drainage | 567,664.18 | Public Enterprises | | Balance January 1, 1985 | 377,102.74 |
| Sewers and Sewage Processing | 30,400.00 | Recreation—Culture | | Collected in 1985 | 367,730.77 |
| Garbage and Trash Disposal | 289,515.00 | Public Works | 196,282.99 | Cancelled, Abated or Adjusted 1985 | |
| Public Buildings and Grounds | 141,650.00 | Buildings and Grounds | 159,814.12 | Transfers to Tax Title Liens or Foreclosed | 751.75 |
| Other Public Works | | Library and Education | | Balance December 31, 1985 | 8,620.22 |
| HEALTH and WELFARE | | Conservation | | TAX TITLE LIENS OUTSTANDING | |
| Health Services Except Environmental | 130,605.00 | All Other | | Balance January 1, 1985 | 24,083.30 |
| Welfare-Public Assistance | 41,443.00 | | | Transfer From Taxes | 9,351.86 |
| Hospitals, Clinics, First Aid | | CAPITAL DEBT AUTHORIZED, DECEMBER 31, 1985 | | Redeemed in 1985 | 5,734.99 |
| Animal, Insect, & Rodent Control | 14,255.00 | ISSUED AND UNISSUED | GROSS DEBT | Cancelled, Abated or Adjusted (1985) | |
| Other Welfare Services | | School | 2,159,000 | Transfers to Foreclosed Property | |
| RECREATION and CONSERVATION | | Self-liquidating | | Balance December 31, 1985 | 27,700.17 |
| Beaches and Boardwalks | | Other | 5,465,350 | PROPERTY ACQUIRED BY DEED OR FORECLOSURE | |
| Parks, Playgrounds, Shade Trees | 60,526.00 | Total | 7,624,350 | Balance January 1, 1985 | 4,800.00 |
| Land Reclamation & Conservation | 20,300.00 | | | Transfers From Taxes or Liens | |
| Other Recreational Services | 75,680.00 | ISSUED AND OUTSTANDING | | Sale for Cash (1985) | |
| EDUCATION (excluding schools) | | School | 2,159,000.00 | Cancelled, Abated or Adjusted (1985) | |
| Libraries | 143,408.00 | Self-Liquidating | | Balance December 31, 1985 | 4,800.00 |
| Other Educational Services | | Other | 3,598,000.00 | CURRENT FINANCES DECEMBER 31, 1985 | |
| STATUTORY EXPENDITURES | | Total | 5,757,000.00 | ASSETS | |
| Pensions & F. I. C. A. | 454,198.00 | EQUALIZED VALUATION BASIS | | Cash Dec. 31, 1985 | 1,123,345.69 |
| Employee Fringe Benefits | 155,504.00 | FOR NET DEBT COMPUTATION | 319,434,001 | Taxes Receivable | 354,977.26 |
| Other Statutory Expenditures | 100.00 | REAL PROPERTY VALUATIONS | | Tax Title Liens | 27,700.17 |
| CETA And Other Public Employment Programs | | Code Class # of Parcels % VAL'N | ASSESSED VALUATION | Foreclosed Property | 4,800.00 |
| MUNICIPAL FUNCTIONS | | 1 Vacant Land 120 1.07 | 1,733,500.00 | Emergencies & Other Deferred Charges | 104,000.00 |
| CAPITAL IMPROVEMENTS | *MEMO* | 2 Residential 2669 62.15 | 100,972,350.00 | State and Federal Aid Receivable | |
| DEBT SERVICE | | 3 Farm | | Other Receivables | 32,638.95 |
| Principal Payments | 298,000.00 | 4a Commercial 370 25.00 | 40,608,750.00 | Total | 1,647,462.07 |
| Interest Payments | 259,755.71 | 4b Industrial 16 3.85 | 6,249,200.00 | LIABILITIES, RESERVES, AND SURPLUS | |
| | | 4c Apartments 28 7.94 | 12,902,600.00 | Cash Liabilities | 609,108.89 |
| | | Total 3203 | 162,466,400.00 | Reserves for Receivables | 420,116.38 |
| DEFERRED CHARGES | | Land Area 2.30 Sq. Miles | | Surplus Dec. 31, 1985 | 618,236.80 |
| SCHOOL, COUNTY, SPECIAL DISTRICT TAXES | | Net Valuation Taxable-Municipal | 168,602,538 | Total | 1,647,462.07 |
| RESERVE FOR UNCOLLECTED TAXES | | Net Valuation Taxable-County | 329,628,678 | | |
| EXPENDITURES | TOTAL | State Equalized Valuation | 350,707,655 | | |
| | 12,821,434.17 | State Equalization Ratio | 47.16 | | |

1220
Population 1980 8,322
Population 1985 7,922
S & P Rating
Moody Rating

General Tax Rate Per \$100. 2.02
State Equalized Tax Rate 1.91

SOUTH AMBOY CITY – MIDD. COUNTY

Form of Government:

Mayor–Council Plan D (OMCL 50)

Number of Members on Governing Body – 5

PER CAPITA:

Gross Debt 341.92
Net Debt 311.05
Debt Service 31.51
Total Tax Levy 450.75
Municipal Expenditures 698.38

PER CENT:

Gross Debt 1.65
Net Debt 1.50
Tax Levy Collected 95.49
Tax Levy Cancelled, Abated or Adjusted .02

| EXPENDITURES | | REVENUES-REALIZED | | 1985 PROPERTY TAX | |
|---|--------------|--|----------------|--|--------------|
| GENERAL GOVERNMENT | | | | STATE EQUALIZED TAX RATE | |
| Governing Body & Public Boards | | 1985 Property Taxes Collected | 3,381,988.75 | Local District School Taxes 1.35 | 2,480,625.50 |
| Municipal Clerk | | 1985 Payments in Lieu of Taxes | | Regional & Consolidated School Tax | |
| Financial Administration | 193,200.00 | Delinquent Tax & Lien Collections | 186,641.60 | School Taxes in Municipal Budget .01 | 15,924.00 |
| Assessment of Taxes | 17,700.00 | Business Personalty Replacement Taxes | 57,453.24 | County Taxes .55 | 1,017,667.81 |
| Collection of Taxes | | Taxes from Public Utilities | 4,170,206.00 | County Library Taxes | |
| Planning, Housing & Development | 47,900.00 | Other Miscellaneous Tax Revenues | | Local Municipal Purpose Taxes | |
| Human Resources | | State Aid Revenues | 98,844.34 | Veteran & Senior Citizen Taxes | 116,000.00 |
| Elections | 7,000.00 | Federal Aid Revenues | | Total Taxes for Rate Computation 1.91 | 3,630,217.31 |
| General Administration (other) | 634,025.00 | State and Local Fiscal Assistance Act Utilized | 50,075.71 | Special District Taxes | |
| JUDICIARY | | Sale of Acquired Property | | Bank Corp. Taxes | 40,605.33 |
| Municipal Courts | 46,500.00 | Other Miscellaneous Revenues | 293,206.78 | Added and Omitted Taxes | 16,008.15 |
| PUBLIC SAFETY | | Total | 8,238,416.42 | Total Taxes Levied - ABSTRACT | 3,570,830.79 |
| Fire Protection | 182,200.00 | Prior Years Surplus Appropriated | 800,000.00 | Total Taxes Billed | 3,541,689.44 |
| Police Protection | 1,318,800.00 | REVENUES TOTAL | 9,038,416.42 | 1985 TAXES COLLECTED | 3,381,988.75 |
| Civil Defense & Disaster Control | 2,500.00 | Reserve For Uncollected Taxes | 198,878.66 | 1985 Taxes Cancelled, Abated or Adjusted | 597.92 |
| Environmental Inspection & Control | 56,625.00 | CAPITAL OUTLAY TOTAL | 207,785.93 | Transfer to Tax Title Liens or Foreclosed | 17,988.60 |
| Other Public Safety | | | | Balance Outstanding Dec. 31, 1985 | 141,114.17 |
| PUBLIC WORKS | | | | PRIOR YEARS TAXES OUTSTANDING | |
| Streets and Drainage | 446,200.00 | Public Enterprises | | Balance January 1, 1985 | 120,846.61 |
| Sewers and Sewage Processing | 296,800.00 | Recreation—Culture | | Collected in 1985 | 104,344.27 |
| Garbage and Trash Disposal | 303,500.00 | Public Works | 101,235.03 | Cancelled, Abated or Adjusted 1985 | 8,201.43 |
| Public Buildings and Grounds | 433,300.00 | Buildings and Grounds | 106,550.90 | Transfers to Tax Title Liens or Foreclosed | 4,374.87 |
| Other Public Works | 16,800.00 | Library and Education | | Balance December 31, 1985 | 3,926.04 |
| HEALTH and WELFARE | | Conservation | | TAX TITLE LIENS OUTSTANDING | |
| Health Services Except Environmental | 91,300.00 | All Other | | Balance January 1, 1985 | 151,966.79 |
| Welfare-Public Assistance | 18,000.00 | CAPITAL DEBT AUTHORIZED, DECEMBER 31, 1985 | | Transfer From Taxes | 23,965.69 |
| Hospitals, Clinics, First Aid | 31,000.00 | ISSUED AND UNISSUED GROSS DEBT NET DEBT | | Redeemed in 1985 | 82,297.33 |
| Animal, Insect, & Rodent Control | 3,000.00 | School 88,000 | | Cancelled, Abated or Adjusted (1985) | 5,156.64 |
| Other Welfare Services | 7,550.00 | Self-liquidating 323,777 | 235,786 | Transfers to Foreclosed Property | |
| RECREATION and CONSERVATION | | Other 2,296,944 | 2,228,322 | Balance December 31, 1985 | 88,478.51 |
| Beaches and Boardwalks | | Total 2,708,721 | 2,464,108 | PROPERTY ACQUIRED BY DEED OR FORECLOSURE | |
| Parks, Playgrounds, Shade Trees | 18,000.00 | | | Balance January 1, 1985 | 267,500.00 |
| Land Reclamation & Conservation | | | | Transfers From Taxes or Liens | |
| Other Recreational Services | 173,100.00 | ISSUED AND OUTSTANDING | | Sale for Cash (1985) | |
| EDUCATION (excluding schools) | | School 19,000.00 | | Cancelled, Abated or Adjusted (1985) | |
| Libraries | 130,000.00 | Self-Liquidating 153,700.00 | | Balance December 31, 1985 | 267,500.00 |
| Other Educational Services | | Other 1,423,660.00 | | CURRENT FINANCES DECEMBER 31, 1985 | |
| STATUTORY EXPENDITURES | | Total 1,596,360.00 | | ASSETS | |
| Pensions & F. I. C. A. | 333,500.00 | EQUALIZED VALUATION BASIS | | Cash Dec. 31, 1985 | 1,363,980.90 |
| Employee Fringe Benefits | 246,500.00 | FOR NET DEBT COMPUTATION | 163,778.034 | Taxes Receivable | 145,040.21 |
| Other Statutory Expenditures | | REAL PROPERTY VALUATIONS | | Tax Title Liens | 88,478.51 |
| CETA And Other Public Employment Programs | 475.00 | Code Class # of Parcels % VAL'N | | Foreclosed Property | 267,500.00 |
| MUNICIPAL FUNCTIONS TOTAL | 5,055,475.00 | 1 Vacant Land 113 2.57 | 4,436,600.00 | Emergencies & Other Deferred Charges | 20,000.00 |
| CAPITAL IMPROVEMENTS *MEMO* | | 2 Residential 2126 79.02 | 136,570,800.00 | State and Federal Aid Receivable | 5,850.00 |
| DEBT SERVICE | | 3 Farm | | Other Receivables | 105,667.69 |
| Principal Payments | 182,075.71 | 4a Commercial 159 10.65 | 18,408,200.00 | Total | 1,996,517.31 |
| Interest Payments | 67,581.75 | 4b Industrial 12 6.63 | 11,466,400.00 | LIABILITIES, RESERVES, AND SURPLUS | |
| TYPE I SCHL DEBT *MEMO | 20,924.00 | 4c Apartments 8 1.13 | 1,953,700.00 | Cash Liabilities | 960,065.58 |
| DEFERRED CHARGES | 28,557.60 | Total 2418 | 172,835,700.00 | Reserves for Receivables | 513,270.56 |
| SCHOOL, COUNTY, SPECIAL DISTRICT TAXES | 3,514,217.31 | Land Area 1.45 Sq. Miles | | Surplus Dec. 31, 1985 | 523,181.17 |
| RESERVE FOR UNCOLLECTED TAXES | 198,878.66 | Net Valuation Taxable-Municipal | 174,538,678 | Total | 1,996,517.31 |
| EXPENDITURES TOTAL | 9,046,786.03 | Net Valuation Taxable-County | 177,243,732 | | |
| | | State Equalized Valuation | 185,912,404 | | |
| | | State Equalization Ratio | 94.77 | | |

1985/3000

* ABOVE DEBT SERVICE INCLUDES TYPE I SCHOOL DEBT

1347
Population 1980 1,566
Population 1985 1,514
S & P Rating
Moody Rating

General Tax Rate Per \$100. 3.29
State Equalized Tax Rate 2.56

SOUTH BELMAR BORO. - MONMOUTH CO.
Form of Government:
Borough Council
Number of Members on Governing Body - 6

PER CAPITA:
Gross Debt 314.70
Net Debt 144.39
Debt Service 21.86
Total Tax Levy 819.79
Municipal Expenditures 557.06
PER CENT:
Gross Debt 1.13
Net Debt .52
Tax Levy Collected 93.90
Tax Levy Cancelled, Abated or Adjusted .12

| EXPENDITURES | | REVENUES-REALIZED | | 1985 PROPERTY TAX | |
|---|--------------|--|--------------------|--|--------------|
| GENERAL GOVERNMENT | | | | STATE EQUALIZED TAX RATE | |
| Governing Body & Public Boards | | 1985 Property Taxes Collected | 1,164,622.60 | Local District School Taxes 1.15 | 558,294.00 |
| Municipal Clerk | | 1985 Payments in Lieu of Taxes | | Regional & Consolidated School Tax | |
| Financial Administration | 9,903.67 | Delinquent Tax & Lien Collections | 117,456.77 | School Taxes in Municipal Budget | |
| Assessment of Taxes | 5,677.08 | Business Personalty Replacement Taxes | 9,068.32 | County Taxes .48 * | 230,436.23 |
| Collection of Taxes | 9,550.99 | Taxes from Public Utilities | 80,388.00 | County Library Taxes .02 | 8,397.23 |
| Planning, Housing & Development | 2,849.51 | Other Miscellaneous Tax Revenues | | Local Municipal Purpose Taxes .91 | 438,226.00 |
| Human Resources | | State Aid Revenues | 21,190.68 | Veteran & Senior Citizen Taxes | 30,250.00 |
| Elections | 455.62 | Federal Aid Revenues | | Total Taxes for Rate Computation 2.56 | 1,265,603.46 |
| General Administration (other) | 55,241.40 | State and Local Fiscal Assistance Act Utilized | 27,161.37 | Special District Taxes | 887.89 |
| JUDICIARY | | Sale of Acquired Property | | Bank Corp. Taxes | 4,919.77 |
| Municipal Courts | 16,077.22 | Other Miscellaneous Revenues | 148,742.08 | Added and Omitted Taxes | |
| PUBLIC SAFETY | | Total | 1,568,629.82 | Total Taxes Levied - ABSTRACT | 1,241,161.12 |
| Fire Protection | 6,516.18 | Prior Years Surplus Appropriated | 111,500.00 | Total Taxes Billed | 1,240,273.23 |
| Police Protection | 316,508.15 | REVENUES TOTAL | 1,680,129.82 | 1985 TAXES COLLECTED | 1,164,622.60 |
| Civil Defense & Disaster Control | | Reserve For Uncollected Taxes | 96,038.02 | 1985 Taxes Cancelled, Abated or Adjusted | 1,538.32 |
| Environmental Inspection & Control | 13,294.00 | CAPITAL OUTLAY TOTAL | 101,000.00 | Transfer to Tax Title Liens or Foreclosed | 3,832.46 |
| Other Public Safety | | | | Balance Outstanding Dec. 31, 1985 | 70,279.85 |
| PUBLIC WORKS | | | | PRIOR YEARS TAXES OUTSTANDING | |
| Streets and Drainage | 46,512.60 | Public Enterprises | | Balance January 1, 1985 | 71,455.36 |
| Sewers and Sewage Processing | | Recreation—Culture | | Collected in 1985 | 66,352.83 |
| Garbage and Trash Disposal | 64,195.89 | Public Works | 101,000.00 | Cancelled, Abated or Adjusted 1985 | 3,303.95 |
| Public Buildings and Grounds | 13,980.18 | Buildings and Grounds | | Transfers to Tax Title Liens or Foreclosed | |
| Other Public Works | 65,000.00 | Library and Education | | Balance December 31, 1985 | 1,798.58 |
| HEALTH and WELFARE | | Conservation | | TAX TITLE LIENS OUTSTANDING | |
| Health Services Except Environmental | 239.00 | All Other | | Balance January 1, 1985 | 67,389.10 |
| Welfare-Public Assistance | 2,010.00 | CAPITAL DEBT AUTHORIZED, DECEMBER 31, 1985 | | Transfer From Taxes | 3,832.46 |
| Hospitals, Clinics, First Aid | | ISSUED AND UNISSUED | | Redeemed in 1985 | 51,103.94 |
| Animal, Insect, & Rodent Control | 300.00 | School | | Cancelled, Abated or Adjusted (1985) | |
| Other Welfare Services | | Self-liquidating | 257,846 | Transfers to Foreclosed Property | |
| RECREATION and CONSERVATION | | Other | 218,610 | Balance December 31, 1985 | 20,117.62 |
| Beaches and Boardwalks | | Total | 476,456 | PROPERTY ACQUIRED BY DEED OR | |
| Parks, Playgrounds, Shade Trees | | | | FORECLOSURE | |
| Land Reclamation & Conservation | | ISSUED AND OUTSTANDING | | Balance January 1, 1985 | 1,270.00 |
| Other Recreational Services | 1,095.00 | School | | Transfers From Taxes or Liens | |
| EDUCATION (excluding schools) | | Self-Liquidating | 98,695.00 | Sale for Cash (1985) | |
| Libraries | | Other | 199,950.00 | Cancelled, Abated or Adjusted (1985) | |
| Other Educational Services | | Total | 298,645.00 | Balance December 31, 1985 | 1,270.00 |
| STATUTORY EXPENDITURES | | EQUALIZED VALUATION BASIS | | CURRENT FINANCES DECEMBER 31, 1985 | |
| Pensions & F. I. C. A. | 42,816.07 | FOR NET DEBT COMPUTATION | 42,254,544 | ASSETS | |
| Employee Fringe Benefits | 19,147.00 | REAL PROPERTY VALUATIONS | | Cash Dec. 31, 1985 | 281,578.91 |
| Other Statutory Expenditures | 3,000.00 | Code Class # of Parcels % VAL'N | ASSESSED VALUATION | Taxes Receivable | 72,078.43 |
| CETA And Other Public Employment Programs | | 1 Vacant Land 56 1.54 | 573,800.00 | Tax Title Liens | 20,117.62 |
| MUNICIPAL FUNCTIONS TOTAL | 694,369.56 | 2 Residential 782 86.22 | 32,144,000.00 | Foreclosed Property | 1,270.00 |
| CAPITAL IMPROVEMENTS *MEMO* | | 3 Farm | | Emergencies & Other Deferred Charges | 18,700.00 |
| DEBT SERVICE | | 4a Commercial 40 10.14 | 3,778,800.00 | State and Federal Aid Receivable | 3,631.61 |
| Principal Payments | 20,000.00 | 4b Industrial 2 .49 | 182,200.00 | Other Receivables | 7,664.92 |
| Interest Payments | 13,092.20 | 4c Apartments 1 1.62 | 604,500.00 | Total | 405,041.49 |
| DEFERRED CHARGES | 19,894.03 | Total 881 | 37,283,300.00 | LIABILITIES, RESERVES, AND SURPLUS | |
| SCHOOL, COUNTY, SPECIAL DISTRICT TAXES | 797,127.46 | Land Area .20 Sq. Miles | | Cash Liabilities | 55,658.22 |
| RESERVE FOR UNCOLLECTED TAXES | 96,038.02 | Net Valuation Taxable-Municipal | 37,591,045 | Reserves for Receivables | 101,130.97 |
| EXPENDITURES TOTAL | 1,640,521.27 | Net Valuation Taxable-County | 42,318,033 | Surplus Dec. 31, 1985 | 248,252.30 |
| | | State Equalized Valuation | 48,279,052 | Total | 405,041.49 |
| | | State Equalization Ratio | 77.72 | | |

1819
Population 1980 4,331
Population 1985 4,220
S & P Rating
Moody Rating A

General Tax Rate Per \$100. 3.54
State Equalized Tax Rate 2.60

SOUTH BOUND BROOK BORO. - SOM. CO.

Form of Government:
Borough Council
Number of Members on Governing Body - 6

PER CAPITA:
Gross Debt 249.08
Net Debt 211.88
Debt Service 35.22
Total Tax Levy 602.22
Municipal Expenditures 311.28
PER CENT:
Gross Debt 1.19
Net Debt 1.02
Tax Levy Collected 96.86
Tax Levy Cancelled, Abated or Adjusted 1.34

| EXPENDITURES | | REVENUES-REALIZED | | 1985 PROPERTY TAX | |
|---|--------------|--|---------------|--|--------------|
| GENERAL GOVERNMENT | | | | STATE EQUALIZED TAX RATE 1.51 | 1,455,323.91 |
| Governing Body & Public Boards | | 1985 Property Taxes Collected | 2,449,427.98 | Local District School Taxes | |
| Municipal Clerk | | 1985 Payments in Lieu of Taxes | | Regional & Consolidated School Tax | |
| Financial Administration | 8,000.00 | Delinquent Tax & Lien Collections | 50,080.63 | School Taxes in Municipal Budget | |
| Assessment of Taxes | 4,729.95 | Business Personalty Replacement Taxes | 77,440.32 | County Taxes | 460,270.28 |
| Collection of Taxes | 24,853.11 | Taxes from Public Utilities | 234,731.00 | County Library Taxes | |
| Planning, Housing & Development | 7,902.24 | Other Miscellaneous Tax Revenues | | Local Municipal Purpose Taxes | 580,201.35 |
| Human Resources | 10,103.69 | State Aid Revenues | 129,132.53 | Veteran & Senior Citizen Taxes | 50,150.00 |
| Elections | 694.24 | Federal Aid Revenues | | Total Taxes for Rate Computation | 2,545,945.54 |
| General Administration (other) | 99,022.50 | State and Local Fiscal Assistance Act Utilized | 28,613.38 | Special District Taxes | |
| JUDICIARY | | Sale of Acquired Property | | Bank Corp. Taxes | 18,034.02 |
| Municipal Courts | 11,000.00 | Other Miscellaneous Revenues | 160,442.10 | Added and Omitted Taxes | 27,546.06 |
| PUBLIC SAFETY | | | | Total Taxes Levied - ABSTRACT | 2,541,375.62 |
| Fire Protection | 49,020.52 | Prior Years Surplus Appropriated | 150,863.35 | Total Taxes Billed | 2,528,799.01 |
| Police Protection | 338,329.87 | REVENUES TOTAL | 3,280,731.29 | 1985 TAXES COLLECTED | 2,449,427.98 |
| Civil Defense & Disaster Control | 400.00 | Reserve For Uncollected Taxes | 139,000.00 | 1985 Taxes Cancelled, Abated or Adjusted | 33,933.02 |
| Environmental Inspection & Control | 6,275.00 | | | Transfer to Tax Title Liens or Foreclosed | 2,362.77 |
| Other Public Safety | | CAPITAL OUTLAY TOTAL | 104,320.15 | Balance Outstanding Dec. 31, 1985 | 43,075.24 |
| PUBLIC WORKS | | | | PRIOR YEARS TAXES OUTSTANDING | |
| Streets and Drainage | 35,373.00 | Public Enterprises | | Balance January 1, 1985 | 46,522.44 |
| Sewers and Sewage Processing | 98,972.85 | Recreation—Culture | | Collected in 1985 | 46,484.23 |
| Garbage and Trash Disposal | 53,741.02 | Public Works | 104,317.74 | Cancelled, Abated or Adjusted 1985 | 5.68 |
| Public Buildings and Grounds | 5,000.00 | Buildings and Grounds | 2.41 | Transfers to Tax Title Liens or Foreclosed | 24.60 |
| Other Public Works | 102,801.96 | Library and Education | | Balance December 31, 1985 | 7.93 |
| HEALTH and WELFARE | | Conservation | | TAX TITLE LIENS OUTSTANDING | |
| Health Services Except Environmental | 16,562.00 | All Other | | Balance January 1, 1985 | 11,580.23 |
| Welfare-Public Assistance | 6,750.00 | CAPITAL DEBT AUTHORIZED, DECEMBER 31, 1985 | | Transfer From Taxes | 2,423.29 |
| Hospitals, Clinics, First Aid | | ISSUED AND UNISSUED GROSS DEBT | | Redeemed in 1985 | 3,596.40 |
| Animal, Insect, & Rodent Control | 1,800.00 | School | 157,000 | Cancelled, Abated or Adjusted (1985) | |
| Other Welfare Services | | Self-liquidating | 894,118 | Transfers to Foreclosed Property | |
| RECREATION and CONSERVATION | | Other | | Balance December 31, 1985 | 10,407.12 |
| Beaches and Boardwalks | | Total | 1,051,118 | PROPERTY ACQUIRED BY DEED OR FORECLOSURE | |
| Parks, Playgrounds, Shade Trees | 1,900.00 | ISSUED AND OUTSTANDING | | Balance January 1, 1985 | 12,735.00 |
| Land Reclamation & Conservation | 50.00 | School | 157,000.00 | Transfers From Taxes or Liens | |
| Other Recreational Services | 6,600.00 | Self-liquidating | | Sale for Cash (1985) | |
| EDUCATION (excluding schools) | | Other | 889,750.00 | Cancelled, Abated or Adjusted (1985) | |
| Libraries | 23,768.00 | Total | 1,046,750.00 | Balance December 31, 1985 | 12,735.00 |
| Other Educational Services | | EQUALIZED VALUATION BASIS | | CURRENT FINANCES DECEMBER 31, 1985 | |
| STATUTORY EXPENDITURES | | FOR NET DEBT COMPUTATION | 87,981,273 | ASSETS | |
| Pensions & F. I. C. A. | 82,215.52 | REAL PROPERTY VALUATIONS | | Cash Dec. 31, 1985 | 414,622.43 |
| Employee Fringe Benefits | 22,717.00 | Code Class # of Parcels % VAL'N | | Taxes Receivable | 43,083.17 |
| Other Statutory Expenditures | 1,410.00 | 1 Vacant Land 61 .66 | 463,700.00 | Tax Title Liens | 10,407.12 |
| CETA And Other Public Employment Programs | | 2 Residential 1078 82.37 | 57,485,600.00 | Foreclosed Property | 12,735.00 |
| MUNICIPAL FUNCTIONS TOTAL | 1,019,992.47 | 3 Farm | | Emergencies & Other Deferred Charges | 20,413.00 |
| CAPITAL IMPROVEMENTS *MEMO* | 7,500.00 | 4a Commercial 37 5.95 | 4,151,200.00 | State and Federal Aid Receivable | 4,874.82 |
| DEBT SERVICE | | 4b Industrial 9 3.94 | 2,747,100.00 | Other Receivables | 14,099.07 |
| Principal Payments | 80,000.00 | 4c Apartments 8 7.08 | 4,942,900.00 | Total | 520,234.61 |
| Interest Payments | 68,637.41 | Total 1193 | 69,790,500.00 | LIABILITIES, RESERVES, AND SURPLUS | |
| DEFERRED CHARGES | 5,951.07 | Land Area .70 Sq. Miles | | Cash Liabilities | 110,201.00 |
| SCHOOL, COUNTY, SPECIAL DISTRICT TAXES | 1,915,594.19 | Net Valuation Taxable-Municipal | 70,656,863 | Reserves for Receivables | 70,220.67 |
| RESERVE FOR UNCOLLECTED TAXES | 139,000.00 | Net Valuation Taxable-County | 91,458,304 | Surplus Dec. 31, 1985 | 339,812.94 |
| EXPENDITURES TOTAL | 3,229,175.14 | State Equalized Valuation | 95,937,190 | Total | 520,234.61 |
| | | State Equalization Ratio | 73.41 | | |

1221
Population 1980 17,127
Population 1985 19,972
S & P Rating AA
Moody Rating AA

General Tax Rate Per \$100. 2.05
State Equalized Tax Rate 2.35

SOUTH BRUNSWICK TWP. - MIDD. CO.
Form of Government:
Township Committee
Number of Members on Governing Body - 5

PER CAPITA:
Gross Debt 2,366.69
Net Debt 870.40
Debt Service 83.43
Total Tax Levy 1,182.18
Municipal Expenditures 545.91
PER CENT:
Gross Debt 5.95
Net Debt 2.19
Tax Levy Collected 95.70
Tax Levy Cancelled, Abated or Adjusted 1.53

| EXPENDITURES | | REVENUES-REALIZED | | 1985 PROPERTY TAX | |
|---|---------------|--|------------------|--|--------------------|
| GENERAL GOVERNMENT | | | | STATE EQUALIZED TAX RATE | |
| Governing Body & Public Boards | 5,141.00 | 1985 Property Taxes Collected | 22,642,093.44 | Local District School Taxes | 1.55 14,846,461.80 |
| Municipal Clerk | | 1985 Payments in Lieu of Taxes | | Regional & Consolidated School Tax | |
| Financial Administration | 95,879.00 | Delinquent Tax & Lien Collections | 671,788.58 | School Taxes in Municipal Budget | |
| Assessment of Taxes | 95,728.00 | Business Personalty Replacement Taxes | 607,979.16 | County Taxes | .63 5,991,879.54 |
| Collection of Taxes | 125,597.00 | Taxes from Public Utilities | 3,327,348.00 | County Library Taxes | |
| Planning, Housing & Development | 353,473.42 | Other Miscellaneous Tax Revenues | | Local Municipal Purpose Taxes | .17 1,623,713.98 |
| Human Resources | | State Aid Revenues | 147,200.51 | Veteran & Senior Citizen Taxes | |
| Elections | 7,995.00 | Federal Aid Revenues | | Total Taxes for Rate Computation | 2.35 22,572,055.32 |
| General Administration (other) | 1,553,885.00 | State and Local Fiscal Assistance Act Utilized | 101,133.00 | Special District Taxes | 453,306.25 |
| JUDICIARY | | Sale of Acquired Property | 123,550.00 | Bank Corp. Taxes | 17,019.06 |
| Municipal Courts | 83,643.00 | Other Miscellaneous Revenues | 3,016,169.17 | Added and Omitted Taxes | 678,067.88 |
| PUBLIC SAFETY | | Total | 30,637,261.86 | Total Taxes Levied - ABSTRACT | 23,610,448.51 |
| Fire Protection | 230,397.00 | Prior Years Surplus Appropriated | 2,725,000.00 | Total Taxes Billed | 23,658,597.44 |
| Police Protection | 1,909,126.86 | REVENUES TOTAL | 33,362,261.86 | 1985 TAXES COLLECTED | 22,642,093.44 |
| Civil Defense & Disaster Control | 21,224.00 | Reserve For Uncollected Taxes | 901,751.31 | 1985 Taxes Cancelled, Abated or Adjusted | 361,486.46 |
| Environmental Inspection & Control | 315,246.00 | CAPITAL OUTLAY TOTAL | 1,685,567.75 | Transfer to Tax Title Liens or Foreclosed | 333.08 |
| Other Public Safety | | | | Balance Outstanding Dec. 31, 1985 | 654,684.46 |
| PUBLIC WORKS | | | | PRIOR YEARS TAXES OUTSTANDING | |
| Streets and Drainage | 702,207.43 | Public Enterprises | 388,849.68 | Balance January 1, 1985 | 689,564.65 |
| Sewers and Sewage Processing | | Recreation—Culture | 192.60 | Collected in 1985 | 670,109.41 |
| Garbage and Trash Disposal | 491,500.00 | Public Works | 927,651.09 | Cancelled, Abated or Adjusted 1985 | |
| Public Buildings and Grounds | 197,856.00 | Buildings and Grounds | 368,874.38 | Transfers to Tax Title Liens or Foreclosed | |
| Other Public Works | 134,300.00 | Library and Education | | Balance December 31, 1985 | 19,455.24 |
| HEALTH and WELFARE | | Conservation | | TAX TITLE LIENS OUTSTANDING | |
| Health Services Except Environmental | 134,608.00 | All Other | | Balance January 1, 1985 | 5,715.26 |
| Welfare-Public Assistance | 67,347.00 | CAPITAL DEBT AUTHORIZED, DECEMBER 31, 1985 | | Transfer From Taxes | 333.08 |
| Hospitals, Clinics, First Aid | | ISSUED AND UNISSUED | | Redeemed in 1985 | 1,679.17 |
| Animal, Insect, & Rodent Control | 28,497.00 | School | 10,194,000 | Cancelled, Abated or Adjusted (1985) | |
| Other Welfare Services | | Self-Liquidating | 19,648,900 | Transfers to Foreclosed Property | |
| RECREATION and CONSERVATION | | Other | 17,424,600 | Balance December 31, 1985 | 4,369.17 |
| Beaches and Boardwalks | | Total | 47,267,500 | PROPERTY ACQUIRED BY DEED OR FORECLOSURE | |
| Parks, Playgrounds, Shade Trees | 15,005.00 | ISSUED AND OUTSTANDING | | Balance January 1, 1985 | 420,050.00 |
| Land Reclamation & Conservation | 31,176.00 | School | 10,194,000.00 | Transfers From Taxes or Liens | |
| Other Recreational Services | 219,510.00 | Self-Liquidating | 19,487,000.00 | Sale for Cash (1985) | 123,550.00 |
| EDUCATION (excluding schools) | | Other | 17,252,000.00 | Cancelled, Abated or Adjusted (1985) | |
| Libraries | 435,459.00 | Total | 46,933,000.00 | Balance December 31, 1985 | 296,500.00 |
| Other Educational Services | 17,094.00 | EQUALIZED VALUATION BASIS | | CURRENT FINANCES DECEMBER 31, 1985 | |
| STATUTORY EXPENDITURES | | FOR NET DEBT COMPUTATION | 793,758,296 | ASSETS | |
| Pensions & F. I. C. A. | 568,206.00 | REAL PROPERTY VALUATIONS | | Cash Dec. 31, 1985 | 8,065,700.65 |
| Employee Fringe Benefits | 439,622.00 | Code Class # of Parcels % VAL'N | | Taxes Receivable | 674,139.70 |
| Other Statutory Expenditures | 500.00 | 1 Vacant Land 1172 7.02 | 76,324,500.00 | Tax Title Liens | 4,369.17 |
| CETA And Other Public Employment Programs | | 2 Residential 5233 45.22 | 491,446,000.00 | Foreclosed Property | 296,500.00 |
| MUNICIPAL FUNCTIONS TOTAL | 8,280,222.71 | 3 Farm 446 2.50 | 27,072,100.00 | Emergencies & Other Deferred Charges | 528,400.00 |
| CAPITAL IMPROVEMENTS *MEMO* | 463,800.00 | 4a Commercial 207 6.19 | 67,307,100.00 | State and Federal Aid Receivable | 1,910.96 |
| DEBT SERVICE | | 4b Industrial 120 37.76 | 410,409,800.00 | Other Receivables | 34,801.60 |
| Principal Payments | 906,000.00 | 4c Apartments 5 1.31 | 14,226,600.00 | Total | 9,605,822.08 |
| Interest Payments | 760,176.52 | Total 7183 | 1,086,786,100.00 | LIABILITIES, RESERVES, AND SURPLUS | |
| DEFERRED CHARGES | 54,800.00 | Land Area 41.00 Sq. Miles | | Cash Liabilities | 6,516,479.81 |
| SCHOOL, COUNTY, SPECIAL DISTRICT TAXES | 21,291,647.59 | Net Valuation Taxable-Municipal | 1,099,033,800 | Reserves for Receivables | 975,008.87 |
| RESERVE FOR UNCOLLECTED TAXES | 901,751.31 | Net Valuation Taxable-County | 1,033,206,344 | Surplus Dec. 31, 1985 | 2,114,333.40 |
| EXPENDITURES TOTAL | 32,194,598.13 | State Equalized Valuation | 960,398,721 | Total | 9,605,822.08 |
| | | State Equalization Ratio | 114.68 | | |

0259
 Population 1980 2,229
 Population 1985 2,204
 S & P Rating A
 Moody Rating A

General Tax Rate Per \$100. 3.17
 State Equalized Tax Rate 1.91

SOUTH HACKENSACK TWP. - BERGEN CO.
Form of Government:
Township Committee
Number of Members on Governing Body - 5

PER CAPITA:
 Gross Debt 699.51
 Net Debt 688.12
 Debt Service 94.39
 Total Tax Levy 1,654.30
 Municipal Expenditures 1,180.56

PER CENT:
 Gross Debt .82
 Net Debt .80
 Tax Levy Collected 98.84
 Tax Levy Cancelled, Abated or Adjusted .24

| EXPENDITURES | | REVENUES-REALIZED | | 1985 PROPERTY TAX | |
|---|--------------|--|----------------|--|--------------|
| GENERAL GOVERNMENT | | | | STATE EQUALIZED TAX RATE | |
| Governing Body & Public Boards | | 1985 Property Taxes Collected | 3,606,513.64 | Local District School Taxes .73 | 1,382,152.35 |
| Municipal Clerk | | 1985 Payments in Lieu of Taxes | | Regional & Consolidated School Tax | |
| Financial Administration | 29,532.00 | Delinquent Tax & Lien Collections | 34,515.91 | School Taxes in Municipal Budget | |
| Assessment of Taxes | 104,479.25 | Business Personalty Replacement Taxes | 297,378.00 | County Taxes .45 | 853,229.96 |
| Collection of Taxes | 10,325.00 | Taxes from Public Utilities | 345,882.00 | County Library Taxes | |
| Planning, Housing & Development | 4,000.00 | Other Miscellaneous Tax Revenues | | Local Municipal Purpose Taxes .74 | 1,404,755.78 |
| Human Resources | | State Aid Revenues | 16,550.18 | Veteran & Senior Citizen Taxes | 38,900.00 |
| Elections | 1,800.00 | Federal Aid Revenues | | Total Taxes for Rate Computation 1.92 | 3,679,038.09 |
| General Administration (other) | 235,391.00 | State and Local Fiscal Assistance Act Utilized | 63,597.00 | Special District Taxes | |
| JUDICIARY | | Sale of Acquired Property | | Bank Corp. Taxes | |
| Municipal Courts | 27,380.00 | Other Miscellaneous Revenues | 324,989.02 | Added and Omitted Taxes | 5,936.89 |
| PUBLIC SAFETY | | Total | 4,689,425.75 | Total Taxes Levied - ABSTRACT | 3,646,074.98 |
| Fire Protection | 67,322.16 | Prior Years Surplus Appropriated | 150,000.00 | Total Taxes Billed | 3,648,899.97 |
| Police Protection | 736,366.95 | REVENUES TOTAL | 4,839,425.75 | 1985 TAXES COLLECTED | 3,606,513.64 |
| Civil Defense & Disaster Control | 1,250.00 | Reserve For Uncollected Taxes | 86,812.63 | 1985 Taxes Cancelled, Abated or Adjusted | 8,717.50 |
| Environmental Inspection & Control | 13,400.00 | CAPITAL OUTLAY TOTAL | 153,721.50 | Transfer to Tax Title Liens or Foreclosed | 22.19 |
| Other Public Safety | | | | Balance Outstanding Dec. 31, 1985 | 33,646.64 |
| PUBLIC WORKS | | | | PRIOR YEARS TAXES OUTSTANDING | |
| Streets and Drainage | 24,025.08 | Public Enterprises | | Balance January 1, 1985 | 35,077.31 |
| Sewers and Sewage Processing | 444,498.73 | Recreation—Culture | 325.00 | Collected in 1985 | 34,515.91 |
| Garbage and Trash Disposal | 56,000.00 | Public Works | 121,255.61 | Cancelled, Abated or Adjusted 1985 | |
| Public Buildings and Grounds | 15,255.83 | Buildings and Grounds | 32,140.89 | Transfers to Tax Title Liens or Foreclosed | |
| Other Public Works | 194,961.20 | Library and Education | | Balance December 31, 1985 | 561.40 |
| HEALTH and WELFARE | | Conservation | | TAX TITLE LIENS OUTSTANDING | |
| Health Services Except Environmental | 8,086.01 | All Other | | Balance January 1, 1985 | 1,319.05 |
| Welfare-Public Assistance | 5,850.00 | CAPITAL DEBT AUTHORIZED, DECEMBER 31, 1985 | | Transfer From Taxes | 22.19 |
| Hospitals, Clinics, First Aid | | ISSUED AND UNISSUED GROSS DEBT | | Redeemed in 1985 | |
| Animal, Insect, & Rodent Control | 3,500.00 | School | 25,000 | Cancelled, Abated or Adjusted (1985) | |
| Other Welfare Services | | Self-liquidating | 1,516,718 | Transfers to Foreclosed Property | |
| RECREATION and CONSERVATION | | Other | 1,516,622 | Balance December 31, 1985 | 1,341.24 |
| Beaches and Boardwalks | | Total | 1,541,718 | PROPERTY ACQUIRED BY DEED OR | |
| Parks, Playgrounds, Shade Trees | | | | FORECLOSURE | |
| Land Reclamation & Conservation | | ISSUED AND OUTSTANDING | | Balance January 1, 1985 | 2,875.00 |
| Other Recreational Services | 25,590.83 | School | 25,000.00 | Transfers From Taxes or Liens | |
| EDUCATION (excluding schools) | | Self-Liquidating | | Sale for Cash (1985) | |
| Libraries | | Other | | Cancelled, Abated or Adjusted (1985) | |
| Other Educational Services | | Total | 1,345,300.00 | Balance December 31, 1985 | 2,875.00 |
| STATUTORY EXPENDITURES | | EQUALIZED VALUATION BASIS | | CURRENT FINANCES DECEMBER 31, 1985 | |
| Pensions & F. I. C. A. | 201,140.24 | FOR NET DEBT COMPUTATION | 189,039,064 | ASSETS | |
| Employee Fringe Benefits | 86,257.16 | REAL PROPERTY VALUATIONS | | Cash Dec. 31, 1985 | 237,473.40 |
| Other Statutory Expenditures | 1,500.00 | Code Class # of Parcels % VAL'N | | Taxes Receivable | 34,208.04 |
| CETA And Other Public Employment Programs | | 1 Vacant Land 76 3.64 | | Tax Title Liens | 1,341.24 |
| MUNICIPAL FUNCTIONS TOTAL | 2,297,911.44 | 2 Residential 498 24.02 | | Foreclosed Property | 2,875.00 |
| CAPITAL IMPROVEMENTS *MEMO* | 12,750.00 | 3 Farm | | Emergencies & Other Deferred Charges | 33,000.00 |
| DEBT SERVICE | | 4a Commercial 46 11.23 | | State and Federal Aid Receivable | 2,770.57 |
| Principal Payments | 85,000.00 | 4b Industrial 136 61.10 | | Other Receivables | 2,832.08 |
| Interest Payments | 123,025.08 | 4c Apartments | | Total | 314,500.33 |
| DEFERRED CHARGES | 9,210.00 | Total 756 | 114,548,382.00 | LIABILITIES, RESERVES, AND SURPLUS | |
| SCHOOL, COUNTY, SPECIAL DISTRICT TAXES | 2,235,382.31 | Land Area .50 Sq. Miles | | Cash Liabilities | 115,565.59 |
| RESERVE FOR UNCOLLECTED TAXES | 86,812.63 | Net Valuation Taxable-Municipal | 114,919,971 | Reserves for Receivables | 41,256.36 |
| EXPENDITURES TOTAL | 4,837,341.46 | Net Valuation Taxable-County | 210,611,751 | Surplus Dec. 31, 1985 | 157,678.38 |
| | | State Equalized Valuation | 190,211,799 | Total | 314,500.33 |
| | | State Equalization Ratio | 60.34 | | |

0816
Population 1980 1,486
Population 1985 1,672
S & P Rating
Moody Rating

General Tax Rate Per \$100.
2.22
State Equalized Tax Rate
2.26

SOUTH HARRISON TWP. - GLOUCESTER CO.
Form of Government:
Township Committee
Number of Members on Governing Body - 3

PER CAPITA:
Gross Debt 111.17
Net Debt 7.96
Debt Service .36
Total Tax Levy 542.87
Municipal Expenditures 236.88
PER CENT:
Gross Debt .52
Net Debt .04
Tax Levy Collected 87.10
Tax Levy Cancelled, Abated or Adjusted

| EXPENDITURES | | REVENUES-REALIZED | | 1985 PROPERTY TAX | |
|---|--------------|--|--------------------|---|-----------------|
| GENERAL GOVERNMENT | | | | STATE EQUALIZED TAX RATE | |
| Governing Body & Public Boards | | 1985 Property Taxes Collected | 791,647.33 | Local District School Taxes | .66 256,862.00 |
| Municipal Clerk | | 1985 Payments in Lieu of Taxes | | Regional & Consolidated School Tax | .72 281,969.15 |
| Financial Administration | 7,540.00 | Delinquent Tax & Lien Collections | 72,855.59 | School Taxes in Municipal Budget | |
| Assessment of Taxes | 3,470.00 | Business Personalty Replacement Taxes | 20,756.92 | County Taxes | .66 256,697.81 |
| Collection of Taxes | 4,070.00 | Taxes from Public Utilities | 67,306.00 | County Library Taxes | .02 7,970.07 |
| Planning, Housing & Development | 1,500.00 | Other Miscellaneous Tax Revenues | | Local Municipal Purpose Taxes | .20 79,500.00 |
| Human Resources | | State Aid Revenues | 8,730.13 | Veteran & Senior Citizen Taxes | |
| Elections | 1,000.00 | Federal Aid Revenues | | Total Taxes for Rate Computation | 2.26 896,349.03 |
| General Administration (other) | 144,651.00 | State and Local Fiscal Assistance Act Utilized | 7,893.02 | Special District Taxes | |
| JUDICIARY | | Sale of Acquired Property | | Bank Corp. Taxes | |
| Municipal Courts | 6,775.00 | Other Miscellaneous Revenues | 89,760.29 | Added and Omitted Taxes | 24,685.29 |
| PUBLIC SAFETY | | Total | 1,058,949.28 | Total Taxes Levied - ABSTRACT | 907,684.32 |
| Fire Protection | 6,500.02 | Prior Years Surplus Appropriated | 98,877.34 | Total Taxes Billed | 908,881.21 |
| Police Protection | 43,433.50 | REVENUES TOTAL | 1,157,826.62 | 1985 TAXES COLLECTED | 791,647.33 |
| Civil Defense & Disaster Control | 100.00 | Reserve For Uncollected Taxes | 98,621.82 | 1985 Taxes Cancelled, Abated or Adjusted | 4,977.24 |
| Environmental Inspection & Control | 10,536.50 | CAPITAL OUTLAY TOTAL | 6,146.00 | Transfer to Tax Title Liens or Foreclosed Balance Outstanding Dec. 31, 1985 | 112,256.64 |
| Other Public Safety | | | | PRIOR YEARS TAXES OUTSTANDING | |
| PUBLIC WORKS | | | | Balance January 1, 1985 | 79,223.41 |
| Streets and Drainage | 23,200.00 | Public Enterprises | | Collected in 1985 | 68,908.05 |
| Sewers and Sewage Processing | | Recreation—Culture | | Cancelled, Abated or Adjusted 1985 | |
| Garbage and Trash Disposal | 20,000.00 | Public Works | | Transfers to Tax Title Liens or Foreclosed | 1,013.72 |
| Public Buildings and Grounds | 3,424.00 | Buildings and Grounds | 6,146.00 | Balance December 31, 1985 | 9,301.64 |
| Other Public Works | | Library and Education | | TAX TITLE LIENS OUTSTANDING | |
| HEALTH and WELFARE | | Conservation | | Balance January 1, 1985 | 8,641.14 |
| Health Services Except Environmental | 100.00 | All Other | | Transfer From Taxes | 6,218.80 |
| Welfare-Public Assistance | 1,000.00 | CAPITAL DEBT AUTHORIZED, DECEMBER 31, 1985 | | Redeemed in 1985 | 3,947.54 |
| Hospitals, Clinics, First Aid | | ISSUED AND UNISSUED GROSS DEBT | | Cancelled, Abated or Adjusted (1985) | |
| Animal, Insect, & Rodent Control | 150.00 | School | 172,572 | Transfers to Foreclosed Property | |
| Other Welfare Services | | Self-liquidating | | Balance December 31, 1985 | 10,912.40 |
| RECREATION and CONSERVATION | | Other | 13,306 | PROPERTY ACQUIRED BY DEED OR FORECLOSURE | |
| Beaches and Boardwalks | | Total | 185,879 | Balance January 1, 1985 | |
| Parks, Playgrounds, Shade Trees | 1,000.00 | | | Transfers From Taxes or Liens | |
| Land Reclamation & Conservation | 2,900.00 | ISSUED AND OUTSTANDING | | Sale for Cash (1985) | |
| Other Recreational Services | | School | 157,809.00 | Cancelled, Abated or Adjusted (1985) | |
| EDUCATION (excluding schools) | | Self-Liquidating | | Balance December 31, 1985 | |
| Libraries | | Other | 11,994.00 | CURRENT FINANCES DECEMBER 31, 1985 | |
| Other Educational Services | | Total | 169,803.00 | ASSETS | |
| STATUTORY EXPENDITURES | | EQUALIZED VALUATION BASIS | | Cash Dec. 31, 1985 | 237,320.15 |
| Pensions & F. I. C. A. | 8,200.00 | FOR NET DEBT COMPUTATION | 35,957,009 | Taxes Receivable | 121,558.28 |
| Employee Fringe Benefits | 900.00 | REAL PROPERTY VALUATIONS | | Tax Title Liens | 10,912.40 |
| Other Statutory Expenditures | 2,000.00 | Code Class # of Parcels % VAL'N | ASSESSED VALUATION | Foreclosed Property | |
| CETA And Other Public Employment Programs | | 1 Vacant Land 101 6.51 | 2,544,400.00 | Emergencies & Other Deferred Charges | 8,986.60 |
| MUNICIPAL FUNCTIONS TOTAL | 292,450.02 | 2 Residential 323 62.41 | 24,406,200.00 | State and Federal Aid Receivable | 7,725.73 |
| CAPITAL IMPROVEMENTS *MEMO* | | 3 Farm 353 28.60 | 11,187,100.00 | Other Receivables | 2,507.00 |
| DEBT SERVICE | | 4a Commercial 10 2.10 | 822,700.00 | Total | 389,010.16 |
| Principal Payments | | 4b Industrial | | LIABILITIES, RESERVES, AND SURPLUS | |
| Interest Payments | 600.73 | 4c Apartments 1 .38 | 148,100.00 | Cash Liabilities | 49,616.63 |
| DEFERRED CHARGES | 4,392.87 | Total 788 | 39,108,500.00 | Reserves for Receivables | 134,977.68 |
| SCHOOL, COUNTY, SPECIAL DISTRICT TAXES | 803,499.03 | Land Area 15.63 Sq. Miles | | Surplus Dec. 31, 1985 | 204,415.85 |
| RESERVE FOR UNCOLLECTED TAXES | 98,621.82 | Net Valuation Taxable-Municipal | 39,828,645 | Total | 389,010.16 |
| EXPENDITURES TOTAL | 1,199,564.47 | Net Valuation Taxable-County | 38,564,978 | | |
| | | State Equalized Valuation | 39,058,065 | | |
| | | State Equalization Ratio | 102.01 | | |

0719
Population 1980 15,864
Population 1985 15,874
S & P Rating
Moody Rating AA

General Tax Rate Per \$100.
8.04
State Equalized Tax Rate
3.63

SOUTH ORANGE VILLAGE TWP. - ESSEX CO.
Form of Government:
Special Charter (P.L. 1977 c. 183)
Number of Members on Governing Body - 7

PER CAPITA:
Gross Debt 878.06
Net Debt 434.74
Debt Service 52.97
Total Tax Levy 1,271.71
Municipal Expenditures 639.58
PER CENT:
Gross Debt 2.85
Net Debt 1.41
Tax Levy Collected 97.52
Tax Levy Cancelled, Abated or Adjusted .13

| EXPENDITURES | | REVENUES-REALIZED | | 1985 PROPERTY TAX | |
|--|---------------|---|----------------|---|---------------|
| GENERAL GOVERNMENT | | | | STATE EQUALIZED TAX RATE → 1.57 | |
| Governing Body & Public Boards | | 1985 Property Taxes Collected | 19,650,730.81 | Local District School Taxes | 8,709,039.37 |
| Municipal Clerk | | 1985 Payments in Lieu of Taxes | | Regional & Consolidated School Tax | |
| Financial Administration | 226,421.00 | Delinquent Tax & Lien Collections | 521,542.43 | School Taxes in Municipal Budget | |
| Assessment of Taxes | | Business Personalty Replacement Taxes | 164,009.44 | County Taxes | 5,301,397.31 |
| Collection of Taxes | | Taxes from Public Utilities | 1,344,832.00 | County Library Taxes | |
| Planning, Housing & Development | 17,400.00 | Other Miscellaneous Tax Revenues | | Local Municipal Purpose Taxes | 6,120,529.54 |
| Human Resources | 18,631.00 | State Aid Revenues | 145,728.00 | Veteran & Senior Citizen Taxes | 71,900.00 |
| Elections | | Federal Aid Revenues | | Total Taxes for Rate Computation | 20,202,866.22 |
| General Administration (other) | 723,900.00 | State and Local Fiscal Assistance Act Utilized | 195,382.00 | Special District Taxes | |
| JUDICIARY | | Sale of Acquired Property | | Bank Corp. Taxes | 42,201.85 |
| Municipal Courts | 117,705.00 | Other Miscellaneous Revenues | 1,072,910.71 | Added and Omitted Taxes | 14,026.42 |
| PUBLIC SAFETY | | Total | 23,095,135.39 | Total Taxes Levied - ABSTRACT | 20,187,194.49 |
| Fire Protection | 1,239,730.19 | Prior Years Surplus Appropriated | 1,050,000.00 | Total Taxes Billed | 20,150,335.06 |
| Police Protection | 1,983,342.00 | REVENUES TOTAL | 24,145,135.39 | 1985 TAXES COLLECTED | 19,650,730.81 |
| Civil Defense & Disaster Control | 19,100.00 | Reserve For Uncollected Taxes | 1,021,537.42 | 1985 Taxes Cancelled, Abated or Adjusted | 27,194.06 |
| Environmental Inspection & Control | 68,323.00 | CAPITAL OUTLAY TOTAL | 529,958.82 | Transfer to Tax Title Liens or Foreclosed | 5,242.08 |
| Other Public Safety | | | | Balance Outstanding Dec. 31, 1985 | 467,168.11 |
| PUBLIC WORKS | | | | PRIOR YEARS TAXES OUTSTANDING | |
| Streets and Drainage | 909,129.00 | Public Enterprises | 47,453.98 | Balance January 1, 1985 | 515,371.63 |
| Sewers and Sewage Processing | 303,660.00 | Recreation—Culture | 20,115.01 | Collected in 1985 | 496,612.30 |
| Garbage and Trash Disposal | 162,810.00 | Public Works | 282,358.67 | Cancelled, Abated or Adjusted 1985 | 16,368.00 |
| Public Buildings and Grounds | 104,298.00 | Buildings and Grounds | 179,926.70 | Transfers to Tax Title Liens or Foreclosed | |
| Other Public Works | | Library and Education | 104.46 | Balance December 31, 1985 | 2,391.33 |
| HEALTH and WELFARE | | Conservation | | TAX TITLE LIENS OUTSTANDING | |
| Health Services Except Environmental | 114,857.00 | All Other | | Balance January 1, 1985 | 36,294.54 |
| Welfare-Public Assistance | 16,100.00 | CAPITAL DEBT AUTHORIZED, DECEMBER 31, 1985 | | Transfer From Taxes | 5,242.08 |
| Hospitals, Clinics, First Aid | | ISSUED AND UNISSUED | | Redeemed in 1985 | 24,930.13 |
| Animal, Insect, & Rodent Control | 24,562.00 | School | 6,542,348 | Cancelled, Abated or Adjusted (1985) | |
| Other Welfare Services | 5,500.00 | Self-liquidating | 730,700 | Transfers to Foreclosed Property | |
| RECREATION and CONSERVATION | | Other | 6,665,300 | Balance December 31, 1985 | 16,606.49 |
| Beaches and Boardwalks | | Total | 13,938,348 | PROPERTY ACQUIRED BY DEED OR FORECLOSURE | |
| Parks, Playgrounds, Shade Trees | 609,170.00 | | | Balance January 1, 1985 | 25,800.00 |
| Land Reclamation & Conservation | | | | Transfers From Taxes or Liens | |
| Other Recreational Services | 31,754.00 | | | Sale for Cash (1985) | |
| EDUCATION (excluding schools) | | | | Cancelled, Abated or Adjusted (1985) | |
| Libraries | 382,141.00 | | | Balance December 31, 1985 | 25,800.00 |
| Other Educational Services | | | | CURRENT FINANCES DECEMBER 31, 1985 | |
| STATUTORY EXPENDITURES | | | | ASSETS | |
| Pensions & F. I. C. A. | 911,000.00 | EQUALIZED VALUATION BASIS | | Cash Dec. 31, 1985 | 2,908,582.06 |
| Employee Fringe Benefits | 285,000.00 | FOR NET DEBT COMPUTATION | 489,545,140 | Taxes Receivable | 469,559.44 |
| Other Statutory Expenditures | | REAL PROPERTY VALUATIONS | | Tax Title Liens | 16,606.49 |
| CETA And Other Public Employment Programs | | Code Class # of Parcels % VAL'N | | Foreclosed Property | 25,800.00 |
| MUNICIPAL FUNCTIONS TOTAL | 8,274,533.19 | 1 Vacant Land 82 .85 | 2,076,400.00 | Emergencies & Other Deferred Charges | 4,349.23 |
| CAPITAL IMPROVEMENTS *MEMO* | 75,000.00 | 2 Residential 3982 84.20 | 206,227,900.00 | State and Federal Aid Receivable | 382.00 |
| DEBT SERVICE | | 3 Farm | | Other Receivables | 49,640.31 |
| Principal Payments | 470,000.00 | 4a Commercial 196 10.33 | 25,308,400.00 | Total | 3,474,919.53 |
| Interest Payments | 370,882.00 | 4b Industrial 19 .59 | 1,455,100.00 | LIABILITIES, RESERVES, AND SURPLUS | |
| | | 4c Apartments 28 4.02 | 9,852,900.00 | Cash Liabilities | 1,170,399.10 |
| | | Total 4307 | 244,920,700.00 | Reserves for Receivables | 561,606.24 |
| DEFERRED CHARGES | 15,702.32 | Land Area 2.70 Sq. Miles | | Surplus Dec. 31, 1985 | 1,742,914.19 |
| SCHOOL, COUNTY, SPECIAL DISTRICT TAXES | 14,010,436.68 | Net Valuation Taxable-Municipal | 250,451,600 | Total | 3,474,919.53 |
| RESERVE FOR UNCOLLECTED TAXES | 1,021,537.42 | Net Valuation Taxable-County | 489,753,307 | | |
| EXPENDITURES TOTAL | 24,163,091.61 | State Equalized Valuation | 548,815,299 | | |
| | | State Equalization Ratio | 45.09 | | |

1222
 Population 1980 20,521
 Population 1985 20,271
 S & P Rating AA-
 Moody Rating A
 General Tax Rate Per \$100. 3.86
 State Equalized Tax Rate 2.58

SOUTH PLAINFIELD BORO. - MIDDLESEX CO.

Form of Government:

Borough Council

Number of Members on Governing Body - 6

PER CAPITA:
 Gross Debt 990.54
 Net Debt 597.40
 Debt Service 75.45
 Total Tax Levy 1,148.40
 Municipal Expenditures 473.59
 PER CENT:
 Gross Debt 2.47
 Net Debt 1.49
 Tax Levy Collected 97.92
 Tax Levy Cancelled, Abated or Adjusted .33

| EXPENDITURES | | REVENUES-REALIZED | | 1985 PROPERTY TAX | |
|---|---------------|---|--|--|---------------|
| GENERAL GOVERNMENT | | | | STATE EQUALIZED TAX RATE 1.58 | |
| Governing Body & Public Boards | | 1985 Property Taxes Collected 22,778,325.79 | | Local District School Taxes | 14,077,164.63 |
| Municipal Clerk | | 1985 Payments in Lieu of Taxes 403,743.44 | | Regional & Consolidated School Tax | |
| Financial Administration | 59,521.00 | Delinquent Tax & Lien Collections 583,461.08 | | School Taxes in Municipal Budget | |
| Assessment of Taxes | 118,896.00 | Business Personalty Replacement Taxes 1,778,993.00 | | County Taxes | 5,399,778.08 |
| Collection of Taxes | 75,415.00 | Taxes from Public Utilities 290,819.57 | | County Library Taxes | |
| Planning, Housing & Development | 39,682.00 | Other Miscellaneous Tax Revenues 129,572.00 | | Local Municipal Purpose Taxes | 3,474,962.27 |
| Human Resources | 96,044.20 | State and Local Fiscal Assistance Act Utilized 795,624.00 | | Veteran & Senior Citizen Taxes | 228,650.00 |
| Elections | | Sole of Acquired Property 1,828,511.68 | | Total Taxes for Rate Computation | 23,180,554.98 |
| General Administration (other) | 1,124,618.00 | Other Miscellaneous Revenues 28,589,050.56 | | Special District Taxes | |
| JUDICIARY | | Prior Years Surplus Appropriated 1,000,000.00 | | Bank Corp. Taxes | 24,065.50 |
| Municipal Courts | 88,469.00 | REVENUES TOTAL 29,589,050.56 | | Added and Omitted Taxes | 303,200.84 |
| PUBLIC SAFETY | | Reserve For Uncollected Taxes 813,916.49 | | Total Taxes Levied - ABSTRACT | 23,279,171.32 |
| Fire Protection | 470,971.00 | CAPITAL OUTLAY TOTAL 250,430.61 | | Total Taxes Billed | 23,262,518.29 |
| Police Protection | 1,954,751.23 | Public Enterprises 7,829.51 | | 1985 TAXES COLLECTED | 22,778,325.79 |
| Civil Defense & Disaster Control | 2,500.00 | Recreation—Culture 242,403.07 | | 1985 Taxes Cancelled, Abated or Adjusted | 76,796.63 |
| Environmental Inspection & Control | 146,974.00 | Public Works 198.03 | | Transfer to Tax Title Liens or Foreclosed | 78,527.50 |
| Other Public Safety | | Buildings and Grounds | | Balance Outstanding Dec. 31, 1985 | 328,868.37 |
| PUBLIC WORKS | | Library and Education | | PRIOR YEARS TAXES OUTSTANDING | |
| Streets and Drainage | 1,051,461.00 | Conservation | | Balance January 1, 1985 | 394,934.94 |
| Sewers and Sewage Processing | | All Other | | Collected in 1985 | 378,345.12 |
| Garbage and Trash Disposal | 355,951.00 | CAPITAL DEBT AUTHORIZED, DECEMBER 31, 1985 | | Cancelled, Abated or Adjusted 1985 | 1,379.93 |
| Public Buildings and Grounds | 123,000.00 | ISSUED AND UNISSUED GROSS DEBT NET DEBT | | Transfers to Tax Title Liens or Foreclosed | 14,062.22 |
| Other Public Works | | School 3,998,000 | | Balance December 31, 1985 | 1,147.67 |
| HEALTH and WELFARE | | Self-liquidating 3,945,000 | | TAX TITLE LIENS OUTSTANDING | |
| Health Services Except Environmental | 118,034.00 | Other 12,136,193 | | Balance January 1, 1985 | 196,505.73 |
| Welfare-Public Assistance | 52,224.00 | Total 20,079,193 | | Transfer From Taxes | 95,140.59 |
| Hospitals, Clinics, First Aid | | ISSUED AND OUTSTANDING | | Redeemed in 1985 | 25,398.32 |
| Animal, Insect, & Rodent Control | 10,000.00 | School 3,998,000.00 | | Cancelled, Abated or Adjusted (1985) | |
| Other Welfare Services | | Self-Liquidating 2,995,000.00 | | Transfers to Foreclosed Property | |
| RECREATION and CONSERVATION | | Other 9,489,300.00 | | Balance December 31, 1985 | 266,248.00 |
| Beaches and Boardwalks | | Total 16,482,300.00 | | PROPERTY ACQUIRED BY DEED OR FORECLOSURE | |
| Parks, Playgrounds, Shade Trees | 7,570.00 | EQUALIZED VALUATION BASIS | | Balance January 1, 1985 | 5,855,331.00 |
| Land Reclamation & Conservation | 192,822.00 | FOR NET DEBT COMPUTATION | | Transfers From Taxes or Liens | |
| Other Recreational Services | | REAL PROPERTY VALUATIONS | | Sale for Cash (1985) | |
| EDUCATION (excluding schools) | | Code Class # of Parcels % VAL'N | | Cancelled, Abated or Adjusted (1985) | 726,131.00 |
| Libraries | 230,002.00 | 1 Vacant Land 782 2.99 | | Balance December 31, 1985 | 5,129,200.00 |
| Other Educational Services | 5,100.00 | 2 Residential 6109 48.42 | | CURRENT FINANCES DECEMBER 31, 1985 | |
| STATUTORY EXPENDITURES | | 3 Farm 18 .01 | | ASSETS | |
| Pensions & F. I. C. A. | 525,129.72 | 4a Commercial 173 8.13 | | Cash Dec. 31, 1985 | 4,717,647.85 |
| Employee Fringe Benefits | 327,300.00 | 4b Industrial 263 40.44 | | Taxes Receivable | 330,016.04 |
| Other Statutory Expenditures | 27,500.00 | 4c Apartments | | Tax Title Liens | 266,248.00 |
| CETA And Other Public Employment Programs | | Total 7345 | | Foreclosed Property | 5,129,200.00 |
| MUNICIPAL FUNCTIONS TOTAL | 7,203,935.15 | Land Area 8.20 Sq. Miles | | Emergencies & Other Deferred Charges | 319,752.07 |
| CAPITAL IMPROVEMENTS *MEMO* | 215,450.00 | Net Valuation Taxable-Municipal | | State and Federal Aid Receivable | 6,511.06 |
| DEBT SERVICE | | Net Valuation Taxable-County | | Other Receivables | 892,412.17 |
| Principal Payments | 924,000.00 | State Equalized Valuation | | Total | 11,661,787.19 |
| Interest Payments | 605,346.03 | State Equalization Ratio | | LIABILITIES, RESERVES, AND SURPLUS | |
| DEFERRED CHARGES | 52,935.81 | | | Cash Liabilities | 3,333,025.36 |
| SCHOOL, COUNTY, SPECIAL DISTRICT TAXES | 19,476,942.71 | | | Reserves for Receivables | 6,535,228.01 |
| RESERVE FOR UNCOLLECTED TAXES | 813,916.49 | | | Surplus Dec. 31, 1985 | 1,793,533.82 |
| EXPENDITURES TOTAL | 29,077,076.19 | | | Total | 11,661,787.19 |

1223
Population 1980 **14,361**
Population 1985 **13,577**
S & P Rating
Moody Rating **AAA**

General Tax Rate Per \$100. **5.87**
State Equalized Tax Rate **3.00**

SOUTH RIVER BOROUGH – MIDDLESEX CO.
Form of Government:
Borough Council
Number of Members on Governing Body – 6

PER CAPITA:
Gross Debt **528.41**
Net Debt **276.35**
Debt Service **34.55**
Total Tax Levy **713.27**
Municipal Expenditures **332.26**
PER CENT:
Gross Debt **2.42**
Net Debt **1.26**
Tax Levy Collected **96.54**
Tax Levy Cancelled, Abated or Adjusted

| EXPENDITURES | | REVENUES-REALIZED | | 1985 PROPERTY TAX | |
|---|----------------------|--|----------------|--|--------------|
| GENERAL GOVERNMENT | | | | STATE EQUALIZED TAX RATE | |
| Governing Body & Public Boards | 11,665.00 | 1985 Property Taxes Collected | 9,336,481.98 | Local District School Taxes | 1.57 |
| Municipal Clerk | 61,970.00 | 1985 Payments in Lieu of Taxes | | Regional & Consolidated School Tax | |
| Financial Administration | 57,980.00 | Delinquent Tax & Lien Collections | 259,522.87 | School Taxes in Municipal Budget | |
| Assessment of Taxes | 35,405.00 | Business Personalty Replacement Taxes | 126,010.88 | County Taxes | .54 |
| Collection of Taxes | 50,600.20 | Taxes from Public Utilities | 332,044.00 | County Library Taxes | |
| Planning, Housing & Development | 45,340.00 | Other Miscellaneous Tax Revenues | | Local Municipal Purpose Taxes | .88 |
| Human Resources | 500.00 | State Aid Revenues | 257,763.55 | Veteran & Senior Citizen Taxes | |
| Elections | 6,700.00 | Federal Aid Revenues | | Total Taxes for Rate Computation | 2.99 |
| General Administration (other) | 438,570.00 | State and Local Fiscal Assistance Act Utilized | 108,960.00 | Special District Taxes | |
| JUDICIARY | | Sale of Acquired Property | | Bank Corp. Taxes | 22,485.59 |
| Municipal Courts | 39,050.00 | Other Miscellaneous Revenues | 514,499.60 | Added and Omitted Taxes | 37,957.93 |
| PUBLIC SAFETY | | Total | 10,935,282.88 | Total Taxes Levied - ABSTRACT | 9,684,021.83 |
| Fire Protection | 47,245.00 | Prior Years Surplus Appropriated | 235,000.00 | Total Taxes Billed | 9,671,112.50 |
| Police Protection | 1,012,374.64 | REVENUES TOTAL | 11,170,282.88 | 1985 TAXES COLLECTED | 9,336,481.98 |
| Civil Defense & Disaster Control | 1,600.00 | Reserve For Uncollected Taxes | 302,758.32 | 1985 Taxes Cancelled, Abated or Adjusted | |
| Environmental Inspection & Control | 49,865.00 | CAPITAL OUTLAY TOTAL | 449,684.69 | Transfer to Tax Title Liens or Foreclosed | 17,471.92 |
| Other Public Safety | | | | Balance Outstanding Dec. 31, 1985 | 317,158.60 |
| PUBLIC WORKS | | | | PRIOR YEARS TAXES OUTSTANDING | |
| Streets and Drainage | 259,795.00 | Public Enterprises | 88,294.70 | Balance January 1, 1985 | 237,910.00 |
| Sewers and Sewage Processing | 101,966.67 | Recreation—Culture | 127,956.96 | Collected in 1985 | 233,960.87 |
| Garbage and Trash Disposal | 740,945.00 | Public Works | 224,494.51 | Cancelled, Abated or Adjusted 1985 | .66 |
| Public Buildings and Grounds | 54,986.00 | Buildings and Grounds | 8,938.52 | Transfers to Tax Title Liens or Foreclosed | 3,948.47 |
| Other Public Works | 27,500.72 | Library and Education | | Balance December 31, 1985 | |
| HEALTH and WELFARE | | Conservation | | TAX TITLE LIENS OUTSTANDING | |
| Health Services Except Environmental | 43,002.00 | All Other | | Balance January 1, 1985 | 26,227.23 |
| Welfare-Public Assistance | 46,500.00 | CAPITAL DEBT AUTHORIZED, DECEMBER 31, 1985 | | Transfer From Taxes | 22,074.45 |
| Hospitals, Clinics, First Aid | | ISSUED AND UNISSUED | | Redeemed in 1985 | 25,562.00 |
| Animal, Insect, & Rodent Control | 6,000.00 | School | | Cancelled, Abated or Adjusted (1985) | |
| Other Welfare Services | | Self-Liquidating | 3,461,360 | Transfers to Foreclosed Property | |
| RECREATION and CONSERVATION | | Other | 3,712,868 | Balance December 31, 1985 | 22,739.68 |
| Beaches and Boardwalks | | Total | 7,174,228 | PROPERTY ACQUIRED BY DEED OR FORECLOSURE | |
| Parks, Playgrounds, Shade Trees | 74,898.00 | ISSUED AND OUTSTANDING | | Balance January 1, 1985 | 96,720.00 |
| Land Reclamation & Conservation | 4,275.00 | School | | Transfers From Taxes or Liens | |
| Other Recreational Services | 21,802.00 | Self-Liquidating | 2,959,225.00 | Sale for Cash (1985) | |
| EDUCATION (excluding schools) | | Other | 3,426,000.00 | Cancelled, Abated or Adjusted (1985) | |
| Libraries | 116,772.00 | Total | 6,385,225.00 | Balance December 31, 1985 | 96,720.00 |
| Other Educational Services | 750.00 | EQUALIZED VALUATION BASIS | | CURRENT FINANCES DECEMBER 31, 1985 | |
| STATUTORY EXPENDITURES | | FOR NET DEBT COMPUTATION | 296,980,794 | ASSETS | |
| Pensions & F. I. C. A. | 346,409.01 | REAL PROPERTY VALUATIONS | | Cash Dec. 31, 1985 | 1,030,767.74 |
| Employee Fringe Benefits | | Code Class # of Parcels % VAL'N | | Taxes Receivable | 317,158.60 |
| Other Statutory Expenditures | 3,000.00 | 1 Vacant Land 391 2.36 | 3,857,300.00 | Tax Title Liens | 22,739.68 |
| CETA And Other Public Employment Programs | | 2 Residential 3843 84.49 | 138,025,100.00 | Foreclosed Property | 96,720.00 |
| MUNICIPAL FUNCTIONS | | 3 Farm 1 | 600.00 | Emergencies & Other Deferred Charges | 132,534.64 |
| CAPITAL IMPROVEMENTS | *MEMO* | 4a Commercial 248 8.17 | 13,351,500.00 | State and Federal Aid Receivable | 10.65 |
| DEBT SERVICE | | 4b Industrial 38 1.97 | 3,222,000.00 | Other Receivables | 7,936.82 |
| Principal Payments | 187,100.00 | 4c Apartments 9 3.00 | 4,901,900.00 | Total | 1,607,868.13 |
| Interest Payments | 281,944.80 | Total 4530 | 163,358,400.00 | LIABILITIES, RESERVES, AND SURPLUS | |
| DEFERRED CHARGES | | Land Area 2.80 Sq. Miles | | Cash Liabilities | 425,047.79 |
| SCHOOL, COUNTY, SPECIAL DISTRICT TAXES | | Net Valuation Taxable-Municipal | 164,108,255 | Reserves for Receivables | 444,555.10 |
| RESERVE FOR UNCOLLECTED TAXES | | Net Valuation Taxable-County | 304,599,628 | Surplus Dec. 31, 1985 | 738,265.24 |
| EXPENDITURES | | State Equalized Valuation | 320,372,759 | Total | 1,607,868.13 |
| TOTAL | 11,310,241.29 | State Equalization Ratio | 51.11 | | |

1529
Population 1980 3,954
Population 1985 3,895
S & P Rating
Moody Rating

General Tax Rate Per \$100.

4.11
State Equalized Tax Rate
2.58

SOUTH TOMS RIVER BORO. - OCEAN CO.
Form of Government:
Borough Council
Number of Members on Governing Body - 6

PER CAPITA:
Gross Debt 165.08
Net Debt 63.96
Debt Service 9.79
Total Tax Levy 334.94
Municipal Expenditures 203.93
PER CENT:
Gross Debt 1.32
Net Debt .51
Tax Levy Collected 92.41
Tax Levy Cancelled, Abated or Adjusted .47

| EXPENDITURES | | REVENUES-REALIZED | | 1985 PROPERTY TAX | |
|---|--------------|--|--|--|-------------------|
| GENERAL GOVERNMENT | | | | STATE EQUALIZED TAX RATE → | |
| Governing Body & Public Boards | 10,125.00 | 1985 Property Taxes Collected | | Local District School Taxes | |
| Municipal Clerk | 30,215.00 | 1,201,652.74 | | Regional & Consolidated School Tax | 1.58 795,438.10 |
| Financial Administration | 24,800.00 | 1985 Payments in Lieu of Taxes | | School Taxes in Municipal Budget | |
| Assessment of Taxes | 3,200.00 | Delinquent Tax & Lien Collections | | County Taxes | .44 * 219,985.87 |
| Collection of Taxes | 14,892.00 | Business Personality Replacement Taxes | | County Library Taxes | .03 14,273.13 |
| Planning, Housing & Development | 7,005.00 | Taxes from Public Utilities | | Local Municipal Purpose Taxes | .53 268,790.00 |
| Human Resources | | Other Miscellaneous Tax Revenues | | Veteran & Senior Citizen Taxes | |
| Elections | | State Aid Revenues | | Total Taxes for Rate Computation | 2.58 1,339,437.10 |
| General Administration (other) | 137,785.00 | Federal Aid Revenues | | Special District Taxes | |
| JUDICIARY | | State and Local Fiscal Assistance Act Utilized | | Bank Corp. Taxes | 4,415.89 |
| Municipal Courts | 19,476.00 | Sale of Acquired Property | | Added and Omitted Taxes | 1,678.83 |
| PUBLIC SAFETY | | Other Miscellaneous Revenues | | Total Taxes Levied - ABSTRACT | 1,304,581.82 |
| Fire Protection | 21,608.00 | Total | | Total Taxes Billed | 1,300,367.33 |
| Police Protection | 146,695.00 | Prior Years Surplus Appropriated | | 1985 TAXES COLLECTED | 1,201,652.74 |
| Civil Defense & Disaster Control | 300.00 | REVENUES TOTAL | | 1985 Taxes Cancelled, Abated or Adjusted | 6,047.27 |
| Environmental Inspection & Control | 4,850.00 | Reserve For Uncollected Taxes | | Transfer to Tax Title Liens or Foreclosed | 7,143.18 |
| Other Public Safety | | CAPITAL OUTLAY TOTAL | | Balance Outstanding Dec. 31, 1985 | 85,524.14 |
| PUBLIC WORKS | | | | PRIOR YEARS TAXES OUTSTANDING | |
| Streets and Drainage | 54,319.00 | Public Enterprises | | Balance January 1, 1985 | 77,357.82 |
| Sewers and Sewage Processing | 985.00 | Recreation—Culture | | Collected in 1985 | 76,719.96 |
| Garbage and Trash Disposal | 54,517.63 | Public Works | | Cancelled, Abated or Adjusted 1985 | |
| Public Buildings and Grounds | 8,809.00 | Buildings and Grounds | | Transfers to Tax Title Liens or Foreclosed | 284.30 |
| Other Public Works | 18,269.00 | Library and Education | | Balance December 31, 1985 | 353.56 |
| HEALTH and WELFARE | | Conservation | | TAX TITLE LIENS OUTSTANDING | |
| Health Services Except Environmental | 20,802.00 | All Other | | Balance January 1, 1985 | 45,178.17 |
| Welfare-Public Assistance | 2,250.00 | CAPITAL DEBT AUTHORIZED, DECEMBER 31, 1985 | | Transfer From Taxes | 7,471.37 |
| Hospitals, Clinics, First Aid | | ISSUED AND UNISSUED GROSS DEBT | | Redeemed in 1985 | 7,313.13 |
| Animal, Insect, & Rodent Control | | SCHOOL | | Cancelled, Abated or Adjusted (1985) | |
| Other Welfare Services | | Self-liquidating | | Transfers to Foreclosed Property | |
| RECREATION and CONSERVATION | | Other | | Balance December 31, 1985 | 45,336.41 |
| Beaches and Boardwalks | | Total | | PROPERTY ACQUIRED BY DEED OR | |
| Parks, Playgrounds, Shade Trees | | 643,005 | | FORECLOSURE | |
| Land Reclamation & Conservation | | ISSUED AND OUTSTANDING | | Balance January 1, 1985 | 559,600.00 |
| Other Recreational Services | 4,800.00 | SCHOOL | | Transfers From Taxes or Liens | |
| EDUCATION (excluding schools) | | Self-liquidating | | Sale for Cash (1985) | |
| Libraries | | Other | | Cancelled, Abated or Adjusted (1985) | |
| Other Educational Services | | Total | | Balance December 31, 1985 | 559,600.00 |
| STATUTORY EXPENDITURES | | EQUALIZED VALUATION BASIS | | CURRENT FINANCES DECEMBER 31, 1985 | |
| Pensions & F. I. C. A. | 39,377.00 | FOR NET DEBT COMPUTATION | | ASSETS | |
| Employee Fringe Benefits | | REAL PROPERTY VALUATIONS | | Cash Dec. 31, 1985 | 208,657.22 |
| Other Statutory Expenditures | 4,000.00 | Code Class # of Parcels % VAL'N | | Taxes Receivable | 85,877.70 |
| CETA And Other Public Employment Programs | | 1 Vacant Land 91 2.82 | | Tax Title Liens | 45,336.41 |
| MUNICIPAL FUNCTIONS TOTAL | 629,079.63 | 2 Residential 1053 78.50 | | Foreclosed Property | 559,600.00 |
| CAPITAL IMPROVEMENTS *MEMO* | 10,716.00 | 3 Farm | | Emergencies & Other Deferred Charges | 38,630.23 |
| DEBT SERVICE | | 4a Commercial 46 16.88 | | State and Federal Aid Receivable | 9,673.00 |
| Principal Payments | 30,000.00 | 4b Industrial 2 1.17 | | Other Receivables | 7,968.42 |
| Interest Payments | 8,122.06 | 4c Apartments 1 .63 | | Total | 955,742.98 |
| DEFERRED CHARGES | | Total 1193 | | LIABILITIES, RESERVES, AND SURPLUS | |
| SCHOOL, COUNTY, SPECIAL DISTRICT TAXES | 5,864.63 | Land Area 1.20 Sq. Miles | | Cash Liabilities | 101,094.48 |
| RESERVE FOR UNCOLLECTED TAXES | 1,029,697.10 | Net Valuation Taxable-Municipal | | Reserves for Receivables | 698,782.53 |
| EXPENDITURES TOTAL | 1,823,997.11 | Net Valuation Taxable-County | | Surplus Dec. 31, 1985 | 155,865.97 |
| | | State Equalized Valuation | | Total | 955,742.98 |
| | | State Equalization Ratio | | | |

0333
 Population 1980 **8,808**
 Population 1985 **9,004**
 S & P Rating
 Moody Rating

General Tax Rate Per \$100.
1.77
 State Equalized Tax Rate
1.72

SOUTHAMPTON TWP. - BURLINGTON CO.
Form of Government:
Township Committee
Number of Members on Governing Body - 5

PER CAPITA:
 Gross Debt **105.13**
 Net Debt
 Debt Service
 Total Tax Levy **495.01**
 Municipal Expenditures **198.03**

PER CENT:
 Gross Debt **.41**
 Net Debt
 Tax Levy Collected **95.29**
 Tax Levy Cancelled, Abated or Adjusted **.06**

| EXPENDITURES | | REVENUES-REALIZED | | 1985 PROPERTY TAX | |
|---|---------------------|--|-----------------------|--|---------------------|
| GENERAL GOVERNMENT | | | | STATE EQUALIZED TAX RATE | |
| Governing Body & Public Boards | | 1985 Property Taxes Collected | 4,238,815.50 | Local District School Taxes | .71 |
| Municipal Clerk | | 1985 Payments in Lieu of Taxes | | Regional & Consolidated School Tax | .40 |
| Financial Administration | 20,475.00 | Delinquent Tax & Lien Collections | 203,147.85 | School Taxes in Municipal Budget | |
| Assessment of Taxes | 43,500.00 | Business Personalty Replacement Taxes | 40,674.36 | County Taxes | .58 |
| Collection of Taxes | 41,100.00 | Taxes from Public Utilities | 796,664.62 | County Library Taxes | .03 |
| Planning, Housing & Development | 50,000.00 | Other Miscellaneous Tax Revenues | | Local Municipal Purpose Taxes | |
| Human Resources | | State Aid Revenues | 42,740.58 | Veteran & Senior Citizen Taxes | |
| Elections | 4,000.00 | Federal Aid Revenues | | Total Taxes for Rate Computation | 1.72 |
| General Administration (other) | 174,000.00 | State and Local Fiscal Assistance Act Utilized | 50,048.43 | Special District Taxes | |
| JUDICIARY | | Sale of Acquired Property | | Bank Corp. Taxes | 9,922.35 |
| Municipal Courts | 49,700.00 | Other Miscellaneous Revenues | 451,007.96 | Added and Omitted Taxes | 90,180.29 |
| PUBLIC SAFETY | | Total | 5,823,099.30 | Total Taxes Levied - ABSTRACT | 4,457,053.20 |
| Fire Protection | 56,400.00 | Prior Years Surplus Appropriated | 890,000.00 | Total Taxes Billed | 4,448,477.39 |
| Police Protection | 58,700.00 | REVENUES TOTAL | 6,713,099.30 | 1985 TAXES COLLECTED | 4,238,815.50 |
| Civil Defense & Disaster Control | 1,200.00 | Reserve For Uncollected Taxes | 305,876.94 | 1985 Taxes Cancelled, Abated or Adjusted | 2,743.25 |
| Environmental Inspection & Control | 41,300.00 | | | Transfer to Tax Title Liens or Foreclosed | 10,530.02 |
| Other Public Safety | | | | Balance Outstanding Dec. 31, 1985 | 196,388.62 |
| PUBLIC WORKS | | CAPITAL OUTLAY TOTAL | | PRIOR YEARS TAXES OUTSTANDING | |
| Streets and Drainage | 422,129.94 | Public Enterprises | | Balance January 1, 1985 | 206,824.49 |
| Sewers and Sewage Processing | | Recreation—Culture | | Collected in 1985 | 202,228.96 |
| Garbage and Trash Disposal | 170,000.00 | Public Works | | Cancelled, Abated or Adjusted 1985 | 262.90 |
| Public Buildings and Grounds | 55,000.00 | Buildings and Grounds | | Transfers to Tax Title Liens or Foreclosed | |
| Other Public Works | 25,048.43 | Library and Education | | Balance December 31, 1985 | 4,332.63 |
| HEALTH and WELFARE | | Conservation | | TAX TITLE LIENS OUTSTANDING | |
| Health Services Except Environmental | 7,400.00 | All Other | | Balance January 1, 1985 | 46,039.84 |
| Welfare-Public Assistance | 6,738.00 | | | Transfer From Taxes | 10,530.02 |
| Hospitals, Clinics, First Aid | | CAPITAL DEBT AUTHORIZED, DECEMBER 31, 1985 | | Redeemed in 1985 | 918.89 |
| Animal, Insect, & Rodent Control | 11,500.00 | ISSUED AND UNISSUED | | Cancelled, Abated or Adjusted (1985) | |
| Other Welfare Services | | School | 946,560 | Transfers to Foreclosed Property | |
| RECREATION and CONSERVATION | | Self-liquidating | | Balance December 31, 1985 | 55,650.97 |
| Beaches and Boardwalks | | Other | | PROPERTY ACQUIRED BY DEED OR | |
| Parks, Playgrounds, Shade Trees | 17,260.00 | Total | 946,560 | FORECLOSURE | |
| Land Reclamation & Conservation | 1,200.00 | ISSUED AND OUTSTANDING | | Balance January 1, 1985 | 17,600.00 |
| Other Recreational Services | 46,000.00 | School | 905,085.44 | Transfers From Taxes or Liens | |
| EDUCATION (excluding schools) | | Self-Liquidating | | Sale for Cash (1985) | |
| Libraries | 22,500.00 | Other | | Cancelled, Abated or Adjusted (1985) | |
| Other Educational Services | | Total | 905,085.44 | Balance December 31, 1985 | 17,600.00 |
| STATUTORY EXPENDITURES | | EQUALIZED VALUATION BASIS | | CURRENT FINANCES DECEMBER 31, 1985 | |
| Pensions & F. I. C. A. | 73,000.00 | FOR NET DEBT COMPUTATION | 233,005,168 | ASSETS | |
| Employee Fringe Benefits | 75,000.00 | REAL PROPERTY VALUATIONS | | Cash Dec. 31, 1985 | 1,999,630.32 |
| Other Statutory Expenditures | 4,000.00 | Code Class # of Parcels % VAL'N | | Taxes Receivable | 200,721.25 |
| CETA And Other Public Employment Programs | | 1 Vacant Land 734 3.70 | 8,961,950.00 | Tax Title Liens | 55,650.97 |
| MUNICIPAL FUNCTIONS TOTAL | 1,477,151.37 | 2 Residential 3331 83.61 | 202,501,817.00 | Foreclosed Property | 17,600.00 |
| CAPITAL IMPROVEMENTS *MEMO* | 100,000.00 | 3 Farm 512 5.90 | 14,289,800.00 | Emergencies & Other Deferred Charges | |
| DEBT SERVICE | | 4a Commercial 116 4.98 | 12,057,750.00 | State and Federal Aid Receivable | |
| Principal Payments | | 4b Industrial 19 1.81 | 4,379,150.00 | Other Receivables | 65,748.69 |
| Interest Payments | | 4c Apartments | | Total | 2,339,351.23 |
| DEFERRED CHARGES | | Total 4712 | 242,190,467.00 | LIABILITIES, RESERVES, AND SURPLUS | |
| SCHOOL, COUNTY, SPECIAL DISTRICT TAXES | 4,356,950.56 | Land Area 43.31 Sq. Miles | | Cash Liabilities | 828,923.02 |
| RESERVE FOR UNCOLLECTED TAXES | 305,876.94 | Net Valuation Taxable-Municipal | 246,928,656 | Reserves for Receivables | 337,184.91 |
| EXPENDITURES TOTAL | 6,139,978.87 | Net Valuation Taxable-County | 245,915,031 | Surplus Dec. 31, 1985 | 1,173,243.30 |
| | | State Equalized Valuation | 253,419,231 | Total | 2,339,351.23 |
| | | State Equalization Ratio | 97.39 | | |

1918
Population 1980 13,333
Population 1985 13,838
S & P Rating A+
Moody Rating A

General Tax Rate Per \$100. 5.61
State Equalized Tax Rate 2.32

SPARTA TOWNSHIP – SUSSEX COUNTY
Form of Government:
Council-Manager Plan B (OMCL 50)
Number of Members on Governing Body – 5

PER CAPITA:
Gross Debt 343.10
Net Debt 212.52
Debt Service 48.39
Total Tax Levy 1,012.97
Municipal Expenditures 443.11
PER CENT:
Gross Debt .91
Net Debt .57
Tax Levy Collected 95.30
Tax Levy Cancelled, Abated or Adjusted .02

| EXPENDITURES | | REVENUES-REALIZED | | 1985 PROPERTY TAX | |
|--|--------------|---|--|---|--|
| GENERAL GOVERNMENT | | | | STATE EQUALIZED TAX RATE 1.39 | |
| Governing Body & Public Boards | 11,910.75 | 1985 Property Taxes Collected 13,361,432.46 | | Local District School Taxes 8,133,535.00 | |
| Municipal Clerk | 50,136.10 | 1985 Payments in Lieu of Taxes 61,335.13 | | Regional & Consolidated School Tax | |
| Financial Administration | 358,607.00 | Delinquent Tax & Lien Collections 601,303.09 | | School Taxes in Municipal Budget | |
| Assessment of Taxes | 106,791.97 | Business Personalty Replacement Taxes 122,245.44 | | County Taxes .50 | |
| Collection of Taxes | 84,100.43 | Taxes from Public Utilities 723,074.00 | | County Library Taxes | |
| Planning, Housing & Development | 28,211.76 | Other Miscellaneous Tax Revenues | | Local Municipal Purpose Taxes .43 | |
| Human Resources | 11,223.42 | State Aid Revenues 228,390.58 | | Veteran & Senior Citizen Taxes 72,600.00 | |
| Elections | 358,275.75 | Federal Aid Revenues | | Total Taxes for Rate Computation 2.32 | |
| General Administration (other) | 62,948.00 | State and Local Fiscal Assistance Act Utilized 104,052.86 | | Special District Taxes 30,000.00 | |
| JUDICIARY | | Sale of Acquired Property 819,495.16 | | Bank Corp. Taxes 21,411.82 | |
| Municipal Courts | 92,234.55 | Other Miscellaneous Revenues 16,021,328.72 | | Added and Omitted Taxes 379,635.90 | |
| PUBLIC SAFETY | | Total 16,021,328.72 | | Total Taxes Levied - ABSTRACT 14,017,505.77 | |
| Fire Protection | 1,162,679.93 | Prior Years Surplus Appropriated 760,000.00 | | Total Taxes Billed 13,361,432.46 | |
| Police Protection | 100.00 | REVENUES TOTAL 16,781,328.72 | | 1985 TAXES COLLECTED | |
| Civil Defense & Disaster Control | 103,779.00 | Reserve For Uncollected Taxes 886,754.58 | | 1985 Taxes Cancelled, Abated or Adjusted 3,211.05 | |
| Environmental Inspection & Control | | CAPITAL OUTLAY TOTAL 811,115.19 | | Transfer to Tax Title Liens or Foreclosed Balance Outstanding Dec. 31, 1985 48,402.70 | |
| Other Public Safety | | | | 607,137.99 | |
| PUBLIC WORKS | | | | PRIOR YEARS TAXES OUTSTANDING | |
| Streets and Drainage | 812,476.69 | Public Enterprises 59,468.70 | | Balance January 1, 1985 559,591.01 | |
| Sewers and Sewage Processing | 89,375.00 | Recreation—Culture 506,318.94 | | Collected in 1985 532,269.09 | |
| Garbage and Trash Disposal | 99,931.10 | Public Works 241,957.05 | | Cancelled, Abated or Adjusted 1985 8,464.76 | |
| Public Buildings and Grounds | 18,000.00 | Buildings and Grounds 3,370.50 | | Transfers to Tax Title Liens or Foreclosed 1,313.04 | |
| Other Public Works | | | | Balance December 31, 1985 17,544.12 | |
| HEALTH and WELFARE | | | | TAX TITLE LIENS OUTSTANDING | |
| Health Services Except Environmental | 130,751.00 | CAPITAL DEBT AUTHORIZED, DECEMBER 31, 1985 | | Balance January 1, 1985 190,128.55 | |
| Welfare-Public Assistance | 3,000.00 | ISSUED AND UNISSUED GROSS DEBT NET DEBT | | Transfer From Taxes 49,922.38 | |
| Hospitals, Clinics, First Aid | 10,550.00 | School 1,807,000 | | Redeemed in 1985 69,034.00 | |
| Animal, Insect, & Rodent Control | | Self-liquidating 2,940,830 | | Cancelled, Abated or Adjusted (1985) | |
| Other Welfare Services | | Other 4,747,830 | | Transfers to Foreclosed Property | |
| RECREATION and CONSERVATION | | Total 2,940,830 | | Balance December 31, 1985 171,016.93 | |
| Beaches and Boardwalks | 2,750.00 | ISSUED AND OUTSTANDING | | PROPERTY ACQUIRED BY DEED OR | |
| Parks, Playgrounds, Shade Trees | 7,090.00 | School 1,807,000.00 | | FORECLOSURE | |
| Land Reclamation & Conservation | 104,096.74 | Self-Liquidating 2,556,830.00 | | Balance January 1, 1985 273,685.00 | |
| Other Recreational Services | | Other 4,363,830.00 | | Transfers From Taxes or Liens | |
| EDUCATION (excluding schools) | | Total 519,575.301 | | Sale for Cash (1985) | |
| Libraries | 227,120.00 | EQUALIZED VALUATION BASIS | | Cancelled, Abated or Adjusted (1985) | |
| Other Educational Services | | FOR NET DEBT COMPUTATION | | Balance December 31, 1985 22,700.00 | |
| STATUTORY EXPENDITURES | | REAL PROPERTY VALUATIONS | | 250,985.00 | |
| Pensions & F. I. C. A. | 353,526.00 | Code Class # of Parcels % VAL'N ASSESSED VALUATION | | CURRENT FINANCES DECEMBER 31, 1985 | |
| Employee Fringe Benefits | 219,592.07 | 1 Vacant Land 1588 6.28 15,176,935.00 | | ASSETS | |
| Other Statutory Expenditures | 100.00 | 2 Residential 4661 83.62 201,992,105.00 | | Cash Dec. 31, 1985 2,076,726.11 | |
| CETA And Other Public Employment Programs | | 3 Farm 264 1.96 4,731,525.00 | | Taxes Receivable 624,682.11 | |
| MUNICIPAL FUNCTIONS TOTAL 4,509,357.26 | | 4a Commercial 173 6.11 14,768,760.00 | | Tax Title Liens 171,016.93 | |
| CAPITAL IMPROVEMENTS *MEMO* 17,500.00 | | 4b Industrial 21 1.87 4,521,700.00 | | Foreclosed Property 250,985.00 | |
| DEBT SERVICE | | 4c Apartments 2 .16 379,800.00 | | Emergencies & Other Deferred Charges 388,215.55 | |
| Principal Payments 478,160.00 | | Total 6709 241,570,825.00 | | State and Federal Aid Receivable 113,605.00 | |
| Interest Payments 191,429.67 | | | | Other Receivables 27,091.23 | |
| DEFERRED CHARGES 66,000.00 | | Land Area 38.50 Sq. Miles | | Total 3,652,321.93 | |
| SCHOOL, COUNTY, SPECIAL DISTRICT TAXES 11,110,446.32 | | Net Valuation Taxable-Municipal 242,612,148 | | LIABILITIES, RESERVES, AND SURPLUS | |
| RESERVE FOR UNCOLLECTED TAXES 886,754.58 | | Net Valuation Taxable-County 532,600,322 | | Cash Liabilities 961,346.85 | |
| EXPENDITURES TOTAL 17,242,147.83 | | State Equalized Valuation 585,394,040 | | Reserves for Receivables 1,073,775.27 | |
| | | State Equalization Ratio 41.34 | | Surplus Dec. 31, 1985 1,617,199.81 | |
| | | | | Total 3,652,321.93 | |

1224
Population 1980 7,840
Population 1985 8,521
S & P Rating
Moody Rating A

General Tax Rate Per \$100. 2.90
State Equalized Tax Rate 2.84

SPOTSWOOD BOROUGH – MIDDLESEX CO.
Form of Government:
Mayor–Council Plan B (OMCL 50)
Number of Members on Governing Body – 5

PER CAPITA:
Gross Debt 739.16
Net Debt 97.76
Debt Service 18.38
Total Tax Levy 614.36
Municipal Expenditures 283.68
PER CENT:
Gross Debt 3.74
Net Debt .50
Tax Levy Collected 97.24
Tax Levy Cancelled, Abated or Adjusted

| EXPENDITURES | | REVENUES-REALIZED | | 1985 PROPERTY TAX | |
|---|--------------|--|--|--|--------------|
| GENERAL GOVERNMENT | | | | STATE EQUALIZED TAX RATE → 1.69 | |
| Governing Body & Public Boards | 2,836.00 | 1985 Property Taxes Collected | | Local District School Taxes | 3,096,360.00 |
| Municipal Clerk | 39,811.00 | 1985 Payments in Lieu of Taxes | | Regional & Consolidated School Tax | |
| Financial Administration | 102,985.00 | Delinquent Tax & Lien Collections | | School Taxes in Municipal Budget | |
| Assessment of Taxes | 8,826.00 | Business Personalty Replacement Taxes | | County Taxes | 1,070,114.47 |
| Collection of Taxes | | Taxes from Public Utilities | | County Library Taxes | |
| Planning, Housing & Development | 28,089.00 | Other Miscellaneous Tax Revenues | | Local Municipal Purpose Taxes | 1,037,627.12 |
| Human Resources | 20,948.00 | State Aid Revenues | | Veteran & Senior Citizen Taxes | 66,800.00 |
| Elections | 4,141.00 | Federal Aid Revenues | | Total Taxes for Rate Computation | 5,270,901.59 |
| General Administration (other) | 155,191.60 | State and Local Fiscal Assistance Act Utilized | | Special District Taxes | |
| JUDICIARY | | Sale of Acquired Property | | Bank Corp. Taxes | 8,327.94 |
| Municipal Courts | 28,727.00 | Other Miscellaneous Revenues | | Added and Omitted Taxes | 22,505.25 |
| PUBLIC SAFETY | | Total | | Total Taxes Levied - ABSTRACT | 5,234,934.78 |
| Fire Protection | 35,980.00 | Prior Years Surplus Appropriated | | Total Taxes Billed | 5,230,748.85 |
| Police Protection | 776,381.18 | REVENUES TOTAL | | 1985 TAXES COLLECTED | 5,086,261.87 |
| Civil Defense & Disaster Control | 700.00 | Reserve For Uncollected Taxes | | 1985 Taxes Cancelled, Abated or Adjusted | 200.10 |
| Environmental Inspection & Control | 49,498.00 | CAPITAL OUTLAY TOTAL | | Transfer to Tax Title Liens or Foreclosed | 14,273.80 |
| Other Public Safety | | | | Balance Outstanding Dec. 31, 1985 | 130,013.08 |
| PUBLIC WORKS | | | | PRIOR YEARS TAXES OUTSTANDING | |
| Streets and Drainage | 227,926.88 | Public Enterprises | | Balance January 1, 1985 | 113,329.90 |
| Sewers and Sewage Processing | 117,435.00 | Recreation—Culture | | Collected in 1985 | 109,196.66 |
| Garbage and Trash Disposal | 45,064.00 | Public Works | | Cancelled, Abated or Adjusted 1985 | 51.79 |
| Public Buildings and Grounds | 51,951.00 | Buildings and Grounds | | Transfers to Tax Title Liens or Foreclosed | 45.07 |
| Other Public Works | | Library and Education | | Balance December 31, 1985 | 4,036.38 |
| HEALTH and WELFARE | | Conservation | | TAX TITLE LIENS OUTSTANDING | |
| Health Services Except Environmental | 13,950.00 | All Other | | Balance January 1, 1985 | 88,166.01 |
| Welfare-Public Assistance | | CAPITAL DEBT AUTHORIZED, DECEMBER 31, 1985 | | Transfer From Taxes | 14,323.54 |
| Hospitals, Clinics, First Aid | | ISSUED AND UNISSUED GROSS DEBT NET DEBT | | Redeemed in 1985 | 8,988.96 |
| Animal, Insect, & Rodent Control | 4,400.00 | School 3,868,000 | | Cancelled, Abated or Adjusted (1985) | |
| Other Welfare Services | 3,100.00 | Self-liquidating 1,505,739 | | Transfers to Foreclosed Property | 34,825.62 |
| RECREATION and CONSERVATION | | Other 924,605 | | Balance December 31, 1985 | 58,674.97 |
| Beaches and Boardwalks | | Total 6,298,345 | | PROPERTY ACQUIRED BY DEED OR | |
| Parks, Playgrounds, Shade Trees | | ISSUED AND OUTSTANDING | | FORECLOSURE | |
| Land Reclamation & Conservation | 650.00 | School 3,868,000.00 | | Balance January 1, 1985 | 116,704.38 |
| Other Recreational Services | 20,050.00 | Self-Liquidating 1,439,000.00 | | Transfers From Taxes or Liens | 34,825.62 |
| EDUCATION (excluding schools) | | Other 779,600.00 | | Sale for Cash (1985) | |
| Libraries | 62,630.00 | Total 6,086,600.00 | | Cancelled, Abated or Adjusted (1985) | |
| Other Educational Services | 700.00 | EQUALIZED VALUATION BASIS | | Balance December 31, 1985 | 151,530.00 |
| STATUTORY EXPENDITURES | | FOR NET DEBT COMPUTATION | | CURRENT FINANCES DECEMBER 31, 1985 | |
| Pensions & F. I. C. A. | 190,249.34 | REAL PROPERTY VALUATIONS | | ASSETS | |
| Employee Fringe Benefits | 76,600.00 | Code Class # of Parcels % VAL'N | | Cash Dec. 31, 1985 | 480,376.42 |
| Other Statutory Expenditures | 7,000.00 | ASSESSED VALUATION | | Taxes Receivable | 134,049.46 |
| CETA And Other Public Employment Programs | | 1 Vacant Land 497 2.07 | | Tax Title Liens | 58,674.97 |
| MUNICIPAL FUNCTIONS TOTAL | 2,075,820.00 | 2 Residential 2030 81.64 | | Foreclosed Property | 151,530.00 |
| CAPITAL IMPROVEMENTS *MEMO* | 30,600.00 | 3 Farm 2 .05 | | Emergencies & Other Deferred Charges | 37,800.00 |
| DEBT SERVICE | | 4a Commercial 52 6.16 | | State and Federal Aid Receivable | |
| Principal Payments | 97,743.39 | 4b Industrial 6 6.61 | | Other Receivables | 7,548.23 |
| Interest Payments | 58,897.52 | 4c Apartments 5 3.47 | | Total | 869,979.08 |
| DEFERRED CHARGES | 37,263.75 | Total 2592 | | LIABILITIES, RESERVES, AND SURPLUS | |
| SCHOOL, COUNTY, SPECIAL DISTRICT TAXES | 4,166,474.47 | Land Area 2.15 Sq. Miles | | Cash Liabilities | 227,602.35 |
| RESERVE FOR UNCOLLECTED TAXES | 147,470.54 | Net Valuation Taxable-Municipal | | Reserves for Receivables | 348,890.16 |
| EXPENDITURES TOTAL | 6,583,669.67 | Net Valuation Taxable-County | | Surplus Dec. 31, 1985 | 293,486.57 |
| | | State Equalized Valuation | | Total | 869,979.08 |
| | | State Equalization Ratio | | | |

1348
Population 1980 4,215
Population 1985 4,173
S & P Rating
Moody Rating

General Tax Rate Per \$100. 1.59
State Equalized Tax Rate 1.31

SPRING LAKE BOROUGH – MONMOUTH CO.
Form of Government:
Borough Council
Number of Members on Governing Body – 6

PER CAPITA:
Gross Debt 1,067.12
Net Debt 743.54
Debt Service 57.36
Total Tax Levy 1,053.42
Municipal Expenditures 739.35
PER CENT:
Gross Debt 1.56
Net Debt 1.09
Tax Levy Collected 96.23
Tax Levy Cancelled, Abated or Adjusted .11

| EXPENDITURES | | REVENUES-REALIZED | | 1985 PROPERTY TAX | |
|---|-----------------|--|--------------|--|--------------|
| GENERAL GOVERNMENT | | | | STATE EQUALIZED TAX RATE | |
| Governing Body & Public Boards | | 1985 Property Taxes Collected | 4,214,101.00 | Local District School Taxes .46 | 1,521,643.75 |
| Municipal Clerk | | 1985 Payments in Lieu of Taxes | | Regional & Consolidated School Tax | |
| Financial Administration | 8,500.00 | Delinquent Tax & Lien Collections | 146,651.34 | School Taxes in Municipal Budget | |
| Assessment of Taxes | 8,504.00 | Business Personalty Replacement Taxes | 26,136.64 | County Taxes .46 | 1,522,678.27 |
| Collection of Taxes | 30,964.00 | Taxes from Public Utilities | 273,814.00 | County Library Taxes | |
| Planning, Housing & Development | 19,609.00 | Other Miscellaneous Tax Revenues | | Local Municipal Purpose Taxes .40 | 1,324,056.00 |
| Human Resources | 200.00 | State Aid Revenues | 109,381.43 | Veteran & Senior Citizen Taxes | 34,065.00 |
| Elections | | Federal Aid Revenues | | Total Taxes for Rate Computation 1.32 | 4,402,443.02 |
| General Administration (other) | 453,551.15 | State and Local Fiscal Assistance Act Utilized | 34,118.00 | Special District Taxes | |
| JUDICIARY | | Sale of Acquired Property | | Bank Corp. Taxes | 16,722.41 |
| Municipal Courts | 14,727.00 | Other Miscellaneous Revenues | 979,107.22 | Added and Omitted Taxes | 10,818.02 |
| PUBLIC SAFETY | | Total | 5,783,309.63 | Total Taxes Levied - ABSTRACT | 4,395,918.45 |
| Fire Protection | 37,180.00 | Prior Years Surplus Appropriated | 513,500.00 | Total Taxes Billed | 4,379,196.04 |
| Police Protection | 523,738.85 | REVENUES TOTAL | 6,296,809.63 | 1985 TAXES COLLECTED | 4,214,101.00 |
| Civil Defense & Disaster Control | 500.00 | Reserve For Uncollected Taxes | 203,340.93 | 1985 Taxes Cancelled, Abated or Adjusted | 4,787.49 |
| Environmental Inspection & Control | 20,427.00 | CAPITAL OUTLAY TOTAL | 652,035.51 | Transfer to Tax Title Liens or Foreclosed | 774.33 |
| Other Public Safety | | Public Enterprises | 34,169.10 | Balance Outstanding Dec. 31, 1985 | 159,533.22 |
| PUBLIC WORKS | | Recreation—Culture | 56,557.27 | PRIOR YEARS TAXES OUTSTANDING | |
| Streets and Drainage | 358,328.00 | Public Works | 559,235.40 | Balance January 1, 1985 | 146,655.21 |
| Sewers and Sewage Processing | | Buildings and Grounds | 2,073.74 | Collected in 1985 | 146,651.34 |
| Garbage and Trash Disposal | 267,750.00 | Library and Education | | Cancelled, Abated or Adjusted 1985 | |
| Public Buildings and Grounds | 65,145.00 | Conservation | | Transfers to Tax Title Liens or Foreclosed | |
| Other Public Works | | All Other | | Balance December 31, 1985 | 3.87 |
| HEALTH and WELFARE | | CAPITAL DEBT AUTHORIZED, DECEMBER 31, 1985 | | TAX TITLE LIENS OUTSTANDING | |
| Health Services Except Environmental | 12,225.00 | ISSUED AND UNISSUED | | Balance January 1, 1985 | 12,196.71 |
| Welfare-Public Assistance | 1,300.00 | School | 147,000 | Transfer From Taxes | 774.33 |
| Hospitals, Clinics, First Aid | | Self-liquidating | 1,032,429 | Redeemed in 1985 | |
| Animal, Insect, & Rodent Control | 1,500.00 | Other | 3,273,680 | Cancelled, Abated or Adjusted (1985) | |
| Other Welfare Services | | Total | 4,453,109 | Transfers to Foreclosed Property | |
| RECREATION and CONSERVATION | | ISSUED AND OUTSTANDING | | Balance December 31, 1985 | 12,971.04 |
| Beaches and Boardwalks | 328,019.00 | School | 147,000.00 | PROPERTY ACQUIRED BY DEED OR | |
| Parks, Playgrounds, Shade Trees | 101,535.00 | Self-Liquidating | 615,000.00 | FORECLOSURE | |
| Land Reclamation & Conservation | | Other | 3,187,071.00 | Balance January 1, 1985 | 183,700.00 |
| Other Recreational Services | 15,500.00 | Total | 3,949,071.00 | Transfers From Taxes or Liens | |
| EDUCATION (excluding schools) | | EQUALIZED VALUATION BASIS | | Sale for Cash (1985) | 176,000.00 |
| Libraries | 47,950.00 | FOR NET DEBT COMPUTATION | 285,503,200 | Cancelled, Abated or Adjusted (1985) | |
| Other Educational Services | | REAL PROPERTY VALUATIONS | | Balance December 31, 1985 | 7,700.00 |
| STATUTORY EXPENDITURES | | Code Class # of Parcels % VAL'N | | CURRENT FINANCES DECEMBER 31, 1985 | |
| Pensions & F. I. C. A. | 204,038.20 | 1 Vacant Land 97 2.41 | | ASSETS | |
| Employee Fringe Benefits | 104,000.00 | 2 Residential 1584 89.33 | | Cash Dec. 31, 1985 | 955,024.65 |
| Other Statutory Expenditures | | 3 Farm | | Taxes Receivable | 159,537.09 |
| CETA And Other Public Employment Programs | | 4a Commercial 80 8.17 | | Tax Title Liens | 12,971.04 |
| MUNICIPAL FUNCTIONS | | 4b Industrial | | Foreclosed Property | 7,700.00 |
| CAPITAL IMPROVEMENTS | *MEMO* 7,000.00 | 4c Apartments 1 .08 | | Emergencies & Other Deferred Charges | 130,000.00 |
| DEBT SERVICE | | Total 1762 | | State and Federal Aid Receivable | |
| Principal Payments | 123,000.00 | Land Area 1.30 Sq. Miles | | Other Receivables | 8,785.41 |
| Interest Payments | 116,377.00 | Net Valuation Taxable-Municipal | 275,428,101 | Total | 1,274,018.19 |
| DEFERRED CHARGES | 17,400.00 | Net Valuation Taxable-County | 287,420,220 | LIABILITIES, RESERVES, AND SURPLUS | |
| SCHOOL, COUNTY, SPECIAL DISTRICT TAXES | 3,044,322.02 | State Equalized Valuation | 332,575,062 | Cash Liabilities | 405,937.25 |
| RESERVE FOR UNCOLLECTED TAXES | 203,340.93 | State Equalization Ratio 82.59 | | Reserves for Receivables | 188,993.54 |
| EXPENDITURES TOTAL | 6,129,631.15 | | | Surplus Dec. 31, 1985 | 679,087.40 |
| | | | | Total | 1,274,018.19 |

1349
Population 1980 5,424
Population 1985 5,467
S & P Rating
Moody Rating A

General Tax Rate Per \$100. 1.65
State Equalized Tax Rate 1.81

SPRING LAKE HEIGHTS – MONMOUTH CO.
Form of Government:
Borough Council
Number of Members on Governing Body – 6

PER CAPITA:
Gross Debt 537.32
Net Debt 366.30
Debt Service 36.22
Total Tax Levy 706.66
Municipal Expenditures 339.96
PER CENT:
Gross Debt 1.65
Net Debt 1.12
Tax Levy Collected 96.55
Tax Levy Cancelled, Abated or Adjusted

| EXPENDITURES | | REVENUES-REALIZED | | 1985 PROPERTY TAX | |
|---|--------------|--|----------------|--|--------------|
| GENERAL GOVERNMENT | | | | STATE EQUALIZED TAX RATE | |
| Governing Body & Public Boards | | 1985 Property Taxes Collected | 3,713,263.43 | Local District School Taxes .83 | 1,732,812.00 |
| Municipal Clerk | | 1985 Payments in Lieu of Taxes | | Regional & Consolidated School Tax | |
| Financial Administration | 12,365.00 | Delinquent Tax & Lien Collections | 113,857.67 | School Taxes in Municipal Budget | |
| Assessment of Taxes | 10,655.49 | Business Personalty Replacement Taxes | 27,560.90 | County Taxes .45 | 940,604.32 |
| Collection of Taxes | 15,663.48 | Taxes from Public Utilities | 310,676.00 | County Library Taxes .02 | 35,239.69 |
| Planning, Housing & Development | 10,938.46 | Other Miscellaneous Tax Revenues | | Local Municipal Purpose Taxes .52 | 1,092,459.51 |
| Human Resources | | State Aid Revenues | 47,192.31 | Veteran & Senior Citizen Taxes | 52,850.00 |
| Elections | 2,286.13 | Federal Aid Revenues | | Total Taxes for Rate Computation 1.82 | 3,853,965.52 |
| General Administration (other) | 208,357.76 | State and Local Fiscal Assistance Act Utilized | 25,157.00 | Special District Taxes | |
| JUDICIARY | | Sale of Acquired Property | | Bank Corp. Taxes | 17,538.35 |
| Municipal Courts | 23,192.50 | Other Miscellaneous Revenues | 181,054.52 | Added and Omitted Taxes | 44,675.88 |
| PUBLIC SAFETY | | Total | 4,418,761.83 | Total Taxes Levied - ABSTRACT | 3,863,329.75 |
| Fire Protection | 35,000.00 | Prior Years Surplus Appropriated | 200,000.00 | Total Taxes Billed | 3,845,791.40 |
| Police Protection | 440,700.00 | REVENUES TOTAL | 4,618,761.83 | 1985 TAXES COLLECTED | 3,713,263.43 |
| Civil Defense & Disaster Control | 500.00 | Reserve For Uncollected Taxes | 153,000.00 | 1985 Taxes Cancelled, Abated or Adjusted | |
| Environmental Inspection & Control | 19,936.66 | CAPITAL OUTLAY TOTAL | 368,867.68 | Transfer to Tax Title Liens or Foreclosed | 3,120.66 |
| Other Public Safety | | Public Enterprises | 43,120.38 | Balance Outstanding Dec. 31, 1985 | 129,407.31 |
| PUBLIC WORKS | | Recreation—Culture | | PRIOR YEARS TAXES OUTSTANDING | |
| Streets and Drainage | 218,636.07 | Public Works | 323,052.39 | Balance January 1, 1985 | 98,790.25 |
| Sewers and Sewage Processing | | Buildings and Grounds | 2,694.91 | Collected in 1985 | 95,190.63 |
| Garbage and Trash Disposal | 176,295.02 | Library and Education | | Cancelled, Abated or Adjusted 1985 | |
| Public Buildings and Grounds | 62,797.72 | Conservation | | Transfers to Tax Title Liens or Foreclosed | |
| Other Public Works | 29,910.64 | All Other | | Balance December 31, 1985 | 3,599.62 |
| HEALTH and WELFARE | | CAPITAL DEBT AUTHORIZED, DECEMBER 31, 1985 | | TAX TITLE LIENS OUTSTANDING | |
| Health Services Except Environmental | 10,529.75 | ISSUED AND UNISSUED | | Balance January 1, 1985 | 17,127.48 |
| Welfare-Public Assistance | 9,955.84 | School | 270,000 | Transfer From Taxes | 3,120.66 |
| Hospitals, Clinics, First Aid | | Self-liquidating | 665,000 | Redeemed in 1985 | 18,667.04 |
| Animal, Insect, & Rodent Control | | Other | 2,002,550 | Cancelled, Abated or Adjusted (1985) | |
| Other Welfare Services | | Total | 2,937,550 | Transfers to Foreclosed Property | |
| RECREATION and CONSERVATION | | ISSUED AND OUTSTANDING | | Balance December 31, 1985 | 1,581.10 |
| Beaches and Boardwalks | | School | 270,000.00 | PROPERTY ACQUIRED BY DEED OR | |
| Parks, Playgrounds, Shade Trees | 14,322.04 | Self-Liquidating | 647,000.00 | FORECLOSURE | |
| Land Reclamation & Conservation | | Other | 1,708,350.00 | Balance January 1, 1985 | 9,430.00 |
| Other Recreational Services | | Total | 2,625,350.00 | Transfers From Taxes or Liens | |
| EDUCATION (excluding schools) | | EQUALIZED VALUATION BASIS | | Sale for Cash (1985) | |
| Libraries | | FOR NET DEBT COMPUTATION | 178,510,503 | Cancelled, Abated or Adjusted (1985) | |
| Other Educational Services | | REAL PROPERTY VALUATIONS | | Balance December 31, 1985 | 9,430.00 |
| STATUTORY EXPENDITURES | | Code Class # of Parcels % VAL'N ASSESSED VALUATION | | CURRENT FINANCES DECEMBER 31, 1985 | |
| Pensions & F. I. C. A. | 129,943.75 | 1 Vacant Land 181 1.39 | 3,185,100.00 | ASSETS | |
| Employee Fringe Benefits | 45,042.99 | 2 Residential 1896 82.29 | 188,904,840.00 | Cash Dec. 31, 1985 | 709,605.35 |
| Other Statutory Expenditures | 7,900.00 | 3 Farm | | Taxes Receivable | 133,006.93 |
| CETA And Other Public Employment Programs | | 4a Commercial 76 10.24 | 23,511,400.00 | Tax Title Liens | 1,581.10 |
| MUNICIPAL FUNCTIONS TOTAL | 1,484,929.30 | 4b Industrial | | Foreclosed Property | 9,430.00 |
| CAPITAL IMPROVEMENTS *MEMO* | 10,000.00 | 4c Apartments 9 6.08 | 13,953,300.00 | Emergencies & Other Deferred Charges | 48,300.00 |
| DEBT SERVICE | | Total 2162 | 229,554,640.00 | State and Federal Aid Receivable | |
| Principal Payments | 80,000.00 | Land Area 1.30 Sq. Miles | | Other Receivables | 9,519.18 |
| Interest Payments | 118,007.35 | Net Valuation Taxable-Municipal | 230,333,407 | Total | 911,442.56 |
| DEFERRED CHARGES | 22,620.00 | Net Valuation Taxable-County | 178,479,100 | LIABILITIES, RESERVES, AND SURPLUS | |
| SCHOOL, COUNTY, SPECIAL DISTRICT TAXES | 2,708,656.01 | State Equalized Valuation | 209,827,303 | Cash Liabilities | 394,790.00 |
| RESERVE FOR UNCOLLECTED TAXES | 153,000.00 | State Equalization Ratio | 109.81 | Reserves for Receivables | 153,537.21 |
| EXPENDITURES TOTAL | 4,567,212.66 | | | Surplus Dec. 31, 1985 | 363,115.35 |
| | | | | Total | 911,442.56 |

0334
Population 1980 2,691
Population 1985 2,819
S & P Rating
Moody Rating

General Tax Rate Per \$100. 2.66
State Equalized Tax Rate 1.94

SPRINGFIELD TWP. — BURLINGTON CO.
Form of Government:
Township Committee
Number of Members on Governing Body — 3

PER CAPITA:
Gross Debt 43.39
Net Debt 7.34
Debt Service 21.20
Total Tax Levy 542.91
Municipal Expenditures 292.20

PER CENT:
Gross Debt .17
Net Debt .03
Tax Levy Collected 92.84
Tax Levy Cancelled, Abated or Adjusted .26

| EXPENDITURES | | REVENUES-REALIZED | | 1985 PROPERTY TAX | |
|---|--------------|--|---------------|--|-------------------|
| GENERAL GOVERNMENT | | | | STATE EQUALIZED TAX RATE | |
| Governing Body & Public Boards | | 1985 Property Taxes Collected | 1,418,330.96 | Local District School Taxes | .54 425,355.00 |
| Municipal Clerk | | 1985 Payments in Lieu of Taxes | | Regional & Consolidated School Tax | .71 558,789.19 |
| Financial Administration | 16,698.00 | Delinquent Tax & Lien Collections | 119,327.00 | School Taxes in Municipal Budget | |
| Assessment of Taxes | 7,800.00 | Business Personalty Replacement Taxes | 40,111.00 | County Taxes | .55 432,120.24 |
| Collection of Taxes | 13,800.00 | Taxes from Public Utilities | 235,397.00 | County Library Taxes | .03 24,249.49 |
| Planning, Housing & Development | 12,280.00 | Other Miscellaneous Tax Revenues | | Local Municipal Purpose Taxes | .10 75,977.06 |
| Human Resources | | State Aid Revenues | 16,651.30 | Veteran & Senior Citizen Taxes | |
| Elections | | Federal Aid Revenues | | Total Taxes for Rate Computation | 1.93 1,540,200.98 |
| General Administration (other) | 101,010.00 | State and Local Fiscal Assistance Act Utilized | 16,570.65 | Special District Taxes | |
| JUDICIARY | | Sale of Acquired Property | | Bank Corp. Taxes | 3,000.44 |
| Municipal Courts | 42,850.00 | Other Miscellaneous Revenues | 142,063.00 | Added and Omitted Taxes | 10,973.33 |
| PUBLIC SAFETY | | Total | 1,988,450.91 | Total Taxes Levied - ABSTRACT | 1,530,464.75 |
| Fire Protection | 46,500.00 | Prior Years Surplus Appropriated | 272,954.60 | Total Taxes Billed | 1,527,664.05 |
| Police Protection | 61,300.00 | REVENUES TOTAL | 2,261,405.51 | 1985 TAXES COLLECTED | 1,418,330.96 |
| Civil Defense & Disaster Control | 1,000.00 | Reserve For Uncollected Taxes | 168,899.86 | 1985 Taxes Cancelled, Abated or Adjusted | 3,925.68 |
| Environmental Inspection & Control | 29,525.00 | | | Transfer to Tax Title Liens or Foreclosed | 628.23 |
| Other Public Safety | | | | Balance Outstanding Dec. 31, 1985 | 104,779.18 |
| PUBLIC WORKS | | CAPITAL OUTLAY TOTAL | | PRIOR YEARS TAXES OUTSTANDING | |
| Streets and Drainage | 119,300.00 | Public Enterprises | | Balance January 1, 1985 | 118,961.62 |
| Sewers and Sewage Processing | | Recreation—Culture | | Collected in 1985 | 116,597.30 |
| Garbage and Trash Disposal | 70,000.00 | Public Works | | Cancelled, Abated or Adjusted 1985 | |
| Public Buildings and Grounds | 34,300.00 | Buildings and Grounds | | Transfers to Tax Title Liens or Foreclosed | |
| Other Public Works | | Library and Education | | Balance December 31, 1985 | 2,364.32 |
| HEALTH and WELFARE | | Conservation | | TAX TITLE LIENS OUTSTANDING | |
| Health Services Except Environmental | 1,260.00 | All Other | | Balance January 1, 1985 | 4,128.74 |
| Welfare-Public Assistance | 4,390.00 | | | Transfer From Taxes | 628.23 |
| Hospitals, Clinics, First Aid | | CAPITAL DEBT AUTHORIZED, DECEMBER 31, 1985 | | Redeemed in 1985 | 2,729.70 |
| Animal, Insect, & Rodent Control | 3,300.00 | ISSUED AND UNISSUED | | Cancelled, Abated or Adjusted (1985) | |
| Other Welfare Services | | School | 101,631 | Transfers to Foreclosed Property | |
| RECREATION and CONSERVATION | | Self-liquidating | | Balance December 31, 1985 | 2,027.27 |
| Beaches and Boardwalks | | Other | 20,680 | PROPERTY ACQUIRED BY DEED OR | |
| Parks, Playgrounds, Shade Trees | 8,000.00 | Total | 122,311 | FORECLOSURE | |
| Land Reclamation & Conservation | | | | Balance January 1, 1985 | 93,015.36 |
| Other Recreational Services | 1,000.00 | ISSUED AND OUTSTANDING | | Transfers From Taxes or Liens | |
| EDUCATION (excluding schools) | | School | 101,631.19 | Sale for Cash (1985) | 1,610.00 |
| Libraries | | Self-Liquidating | | Cancelled, Abated or Adjusted (1985) | |
| Other Educational Services | | Other | 20,680.00 | Balance December 31, 1985 | 91,405.36 |
| STATUTORY EXPENDITURES | | Total | 122,311.19 | CURRENT FINANCES DECEMBER 31, 1985 | |
| Pensions & F. I. C. A. | 16,100.00 | EQUALIZED VALUATION BASIS | | ASSETS | |
| Employee Fringe Benefits | 3,000.00 | FOR NET DEBT COMPUTATION | 70,018,266 | Cash Dec. 31, 1985 | 455,038.03 |
| Other Statutory Expenditures | 1,634.70 | REAL PROPERTY VALUATIONS | | Taxes Receivable | 107,143.50 |
| CETA And Other Public Employment Programs | | Code Class # of Parcels % VAL'N | | Tax Title Liens | 2,027.27 |
| MUNICIPAL FUNCTIONS TOTAL | 595,047.70 | 1 Vacant Land 162 3.77 | 2,092,550.00 | Foreclosed Property | 91,405.36 |
| CAPITAL IMPROVEMENTS *MEMO* | 900.00 | 2 Residential 638 60.16 | 33,418,400.00 | Emergencies & Other Deferred Charges | 17,583.35 |
| DEBT SERVICE | | 3 Farm 440 25.27 | 14,039,800.00 | State and Federal Aid Receivable | |
| Principal Payments | 54,421.11 | 4a Commercial 64 10.80 | 5,998,160.00 | Other Receivables | 8,582.74 |
| Interest Payments | 5,346.41 | 4b Industrial | | Total | 681,780.25 |
| | | 4c Apartments | | LIABILITIES, RESERVES, AND SURPLUS | |
| DEFERRED CHARGES | | Total | 1304 | Cash Liabilities | 116,155.00 |
| SCHOOL, COUNTY, SPECIAL DISTRICT TAXES | 1,440,513.92 | Land Area 29.34 Sq. Miles | | Reserves for Receivables | 209,158.87 |
| RESERVE FOR UNCOLLECTED TAXES | 168,899.86 | Net Valuation Taxable-Municipal | 56,975,598 | Surplus Dec. 31, 1985 | 356,466.38 |
| EXPENDITURES TOTAL | 2,264,229.00 | Net Valuation Taxable-County | 72,403,330 | Total | 681,780.25 |
| | | State Equalized Valuation | 77,688,234 | | |
| | | State Equalization Ratio | 72.84 | | |

2017
 Population 1980 **13,955**
 Population 1985 **13,944**
 S & P Rating
 Moody Rating **A1**

General Tax Rate Per \$100. **4.18**
 State Equalized Tax Rate **2.13**

SPRINGFIELD TWP. — UNION CO.
Form of Government:
Township Council
Number of Members on Governing Body — 5

PER CAPITA:
 Gross Debt **320.83** Gross Debt **.72**
 Net Debt **245.89** Net Debt **.55**
 Debt Service **31.91** Tax Levy Collected **98.38**
 Total Tax Levy **1,095.26** Tax Levy Cancelled, Abated or Adjusted **.01**
 Municipal Expenditures **497.85**

| EXPENDITURES | | REVENUES-REALIZED | | 1985 PROPERTY TAX | |
|---|----------------------|--|-----------------------|--|---------------------------|
| GENERAL GOVERNMENT | | | | STATE EQUALIZED TAX RATE —→ | |
| Governing Body & Public Boards | | 1985 Property Taxes Collected | 14,946,683.99 | Local District School Taxes | .59 4,157,471.00 |
| Municipal Clerk | | 1985 Payments in Lieu of Taxes | 57,938.06 | Regional & Consolidated School Tax | .55 3,876,507.35 |
| Financial Administration | 54,655.00 | Delinquent Tax & Lien Collections | 282,698.76 | School Taxes in Municipal Budget | |
| Assessment of Taxes | 54,698.00 | Business Personalty Replacement Taxes | 450,545.88 | County Taxes | .49 3,454,107.51 |
| Collection of Taxes | 40,718.00 | Taxes from Public Utilities | 1,275,276.00 | County Library Taxes | |
| Planning, Housing & Development | 23,114.00 | Other Miscellaneous Tax Revenues | | Local Municipal Purpose Taxes | .51 3,599,552.88 |
| Human Resources | 2,000.00 | State Aid Revenues | 158,076.72 | Veteran & Senior Citizen Taxes | 144,800.00 |
| Elections | | Federal Aid Revenues | | Total Taxes for Rate Computation | 2.14 15,232,438.74 |
| General Administration (other) | 509,664.00 | State and Local Fiscal Assistance Act Utilized | 102,139.86 | Special District Taxes | |
| JUDICIARY | | Sale of Acquired Property | 708,298.25 | Bank Corp. Taxes | 51,113.65 |
| Municipal Courts | 50,731.00 | Other Miscellaneous Revenues | 17,981,657.52 | Added and Omitted Taxes | 133,499.20 |
| PUBLIC SAFETY | | Total | 17,981,657.52 | Total Taxes Levied - ABSTRACT | 15,272,251.59 |
| Fire Protection | 800,105.00 | Prior Years Surplus Appropriated | 743,000.00 | Total Taxes Billed | 15,193,053.56 |
| Police Protection | 1,561,550.00 | REVENUES TOTAL | 18,724,657.52 | 1985 TAXES COLLECTED | 14,946,683.99 |
| Civil Defense & Disaster Control | 21,670.00 | Reserve For Uncollected Taxes | 527,997.67 | 1985 Taxes Cancelled, Abated or Adjusted | 1,927.68 |
| Environmental Inspection & Control | 55,095.00 | CAPITAL OUTLAY TOTAL | 631,824.29 | Transfer to Tax Title Liens or Foreclosed | 13,732.53 |
| Other Public Safety | | Public Enterprises | 45,468.88 | Balance Outstanding Dec. 31, 1985 | 230,709.36 |
| PUBLIC WORKS | | Recreation—Culture | 32,785.24 | PRIOR YEARS TAXES OUTSTANDING | |
| Streets and Drainage | 307,393.00 | Public Works | 169,038.69 | Balance January 1, 1985 | 398,707.13 |
| Sewers and Sewage Processing | 331,391.00 | Buildings and Grounds | 384,531.48 | Collected in 1985 | 274,007.14 |
| Garbage and Trash Disposal | 371,700.00 | Library and Education | | Cancelled, Abated or Adjusted 1985 | 199.80 |
| Public Buildings and Grounds | 194,287.00 | Conservation | | Transfers to Tax Title Liens or Foreclosed | 26,087.72 |
| Other Public Works | 162,574.00 | All Other | | Balance December 31, 1985 | 98,412.47 |
| HEALTH and WELFARE | | CAPITAL DEBT AUTHORIZED, DECEMBER 31, 1985 | | TAX TITLE LIENS OUTSTANDING | |
| Health Services Except Environmental | 62,113.00 | ISSUED AND UNISSUED | | Balance January 1, 1985 | 16,567.06 |
| Welfare-Public Assistance | 11,328.00 | School | 888,042 | Transfer From Taxes | 43,243.03 |
| Hospitals, Clinics, First Aid | | Self-liquidating | 157,000 | Redeemed in 1985 | 8,691.62 |
| Animal, Insect, & Rodent Control | 9,975.00 | Other | 3,428,665 | Cancelled, Abated or Adjusted (1985) | |
| Other Welfare Services | | Total | 4,473,707 | Transfers to Foreclosed Property | |
| RECREATION and CONSERVATION | | ISSUED AND OUTSTANDING | | Balance December 31, 1985 | 51,118.47 |
| Beaches and Boardwalks | | School | 888,042.21 | PROPERTY ACQUIRED BY DEED OR | |
| Parks, Playgrounds, Shade Trees | 101,036.00 | Self-Liquidating | 2,983,000.00 | FORECLOSURE | |
| Land Reclamation & Conservation | 1,000.00 | Other | 3,871,042.21 | Balance January 1, 1985 | 53,390.00 |
| Other Recreational Services | 13,317.00 | Total | 623,546,533 | Transfers From Taxes or Liens | |
| EDUCATION (excluding schools) | | EQUALIZED VALUATION BASIS | | Sale for Cash (1985) | |
| Libraries | 334,619.00 | FOR NET DEBT COMPUTATION | | Cancelled, Abated or Adjusted (1985) | |
| Other Educational Services | | REAL PROPERTY VALUATIONS | | Balance December 31, 1985 | 53,390.00 |
| STATUTORY EXPENDITURES | | Code Class # of Parcels % VAL'N ASSESSED VALUATION | | CURRENT FINANCES DECEMBER 31, 1985 | |
| Pensions & F. I. C. A. | 510,243.00 | 1 Vacant Land 116 .78 | 2,798,700.00 | ASSETS | |
| Employee Fringe Benefits | 295,000.00 | 2 Residential 4370 63.12 | 226,361,600.00 | Cash Dec. 31, 1985 | 5,370,494.12 |
| Other Statutory Expenditures | 13,000.00 | 3 Farm 13 .08 | 301,700.00 | Taxes Receivable | 329,121.83 |
| CETA And Other Public Employment Programs | | 4a Commercial 225 22.76 | 81,640,900.00 | Tax Title Liens | 51,118.47 |
| MUNICIPAL FUNCTIONS TOTAL | 5,892,976.00 | 4b Industrial 66 8.85 | 31,732,400.00 | Foreclosed Property | 53,390.00 |
| CAPITAL IMPROVEMENTS *MEMO* | 35,000.00 | 4c Apartments 14 4.41 | 15,806,500.00 | Emergencies & Other Deferred Charges | 203,000.00 |
| DEBT SERVICE | | Total 4804 | 358,641,800.00 | State and Federal Aid Receivable | |
| Principal Payments | 285,900.00 | Land Area 5.20 Sq. Miles | | Other Receivables | 74,690.59 |
| Interest Payments | 159,078.75 | Net Valuation Taxable-Municipal | 361,289,921 | Total | 6,081,815.01 |
| DEFERRED CHARGES | 76,073.13 | Net Valuation Taxable-County | 635,550,084 | LIABILITIES, RESERVES, AND SURPLUS | |
| SCHOOL, COUNTY, SPECIAL DISTRICT TAXES | 11,488,085.86 | State Equalized Valuation | 706,143,974 | Cash Liabilities | 4,536,015.41 |
| RESERVE FOR UNCOLLECTED TAXES | 527,997.67 | State Equalization Ratio | 50.98 | Reserves for Receivables | 508,320.89 |
| EXPENDITURES TOTAL | 18,430,111.41 | | | Surplus Dec. 31, 1985 | 1,037,478.71 |
| | | | | Total | 6,081,815.01 |

1530
 Population 1980 **10,385**
 Population 1985 **12,172**
 S & P Rating
 Moody Rating

General Tax Rate Per \$100. **1.69**
 State Equalized Tax Rate **1.65**

STAFFORD TOWNSHIP – OCEAN COUNTY
Form of Government:
Small Municipality Plan A (OMCL 50)
Number of Members on Governing Body – 3

PER CAPITA:
 Gross Debt **505.83**
 Net Debt **222.71**
 Debt Service **8.83**
 Total Tax Levy **804.01**
 Municipal Expenditures **539.05**

PER CENT:
 Gross Debt **1.16**
 Net Debt **.51**
 Tax Levy Collected **92.40**
 Tax Levy Cancelled, Abated or Adjusted **.48**

| EXPENDITURES | | REVENUES-REALIZED | | 1985 PROPERTY TAX | |
|---|---------------|---|--|---|--------------|
| GENERAL GOVERNMENT | | | | STATE EQUALIZED TAX RATE | |
| Governing Body & Public Boards | 85,000.00 | 1985 Property Taxes Collected | | Local District School Taxes | .63 |
| Municipal Clerk | | 9,043,145.05 | | Regional & Consolidated School Tax | .17 |
| Financial Administration | 78,800.00 | 1985 Payments in Lieu of Taxes | | School Taxes in Municipal Budget | |
| Assessment of Taxes | 78,600.00 | Delinquent Tax & Lien Collections | | County Taxes | .43 * |
| Collection of Taxes | 132,600.00 | Business Personalty Replacement Taxes | | County Library Taxes | .03 |
| Planning, Housing & Development | 62,500.00 | Taxes from Public Utilities | | Local Municipal Purpose Taxes | .38 |
| Human Resources | 5,332.50 | Other Miscellaneous Tax Revenues | | Veteran & Senior Citizen Taxes | |
| Elections | 8,100.00 | State Aid Revenues | | Total Taxes for Rate Computation | 1.64 |
| General Administration (other) | 676,100.00 | Federal Aid Revenues | | Special District Taxes | |
| JUDICIARY | | State and Local Fiscal Assistance Act Utilized | | Bank Corp. Taxes | 4,120.04 |
| Municipal Courts | 96,300.00 | Sale of Acquired Property | | Added and Omitted Taxes | 199,819.25 |
| PUBLIC SAFETY | | Other Miscellaneous Revenues | | Total Taxes Levied - ABSTRACT | 9,786,408.21 |
| Fire Protection | 136,900.00 | Total | | Total Taxes Billed | 9,786,944.26 |
| Police Protection | 1,363,134.18 | 13,597,838.94 | | 1985 TAXES COLLECTED | 9,043,145.05 |
| Civil Defense & Disaster Control | 1,000.00 | Prior Years Surplus Appropriated | | 1985 Taxes Cancelled, Abated or Adjusted | 46,910.91 |
| Environmental Inspection & Control | 55,200.00 | REVENUES TOTAL | | Transfer to Tax Title Liens or Foreclosed | 24,422.40 |
| Other Public Safety | | Reserve For Uncollected Taxes | | Balance Outstanding Dec. 31, 1985 | 672,465.90 |
| PUBLIC WORKS | | CAPITAL OUTLAY TOTAL | | PRIOR YEARS TAXES OUTSTANDING | |
| Streets and Drainage | 721,601.13 | Public Enterprises | | Balance January 1, 1985 | 835,710.59 |
| Sewers and Sewage Processing | 1,064.00 | Recreation—Culture | | Collected in 1985 | 818,737.28 |
| Garbage and Trash Disposal | 596,500.00 | Public Works | | Cancelled, Abated or Adjusted 1985 | |
| Public Buildings and Grounds | 264,644.83 | Buildings and Grounds | | Transfers to Tax Title Liens or Foreclosed | |
| Other Public Works | 195,857.60 | Library and Education | | Balance December 31, 1985 | 16,973.31 |
| HEALTH and WELFARE | | Conservation | | TAX TITLE LIENS OUTSTANDING | |
| Health Services Except Environmental | 28,850.00 | All Other | | Balance January 1, 1985 | 249,537.24 |
| Welfare-Public Assistance | 30,700.00 | CAPITAL DEBT AUTHORIZED, DECEMBER 31, 1985 | | Transfer From Taxes | 24,422.40 |
| Hospitals, Clinics, First Aid | | ISSUED AND UNISSUED GROSS DEBT NET DEBT | | Redeemed in 1985 | 188,318.23 |
| Animal, Insect, & Rodent Control | 15,000.00 | School | | Cancelled, Abated or Adjusted (1985) | |
| Other Welfare Services | | Self-liquidating | | Transfers to Foreclosed Property | |
| RECREATION and CONSERVATION | | Other | | Balance December 31, 1985 | 85,641.41 |
| Beaches and Boardwalks | 90,400.00 | Total | | PROPERTY ACQUIRED BY DEED OR FORECLOSURE | |
| Parks, Playgrounds, Shade Trees | 4,036.82 | ISSUED AND OUTSTANDING | | Balance January 1, 1985 | 470,945.00 |
| Land Reclamation & Conservation | 11,500.00 | School | | Transfers From Taxes or Liens | |
| Other Recreational Services | | Self-Liquidating | | Sale for Cash (1985) | |
| EDUCATION (excluding schools) | | Other | | Cancelled, Abated or Adjusted (1985) | |
| Libraries | 2,500.00 | Total | | Balance December 31, 1985 | 470,945.00 |
| Other Educational Services | 500.00 | EQUALIZED VALUATION BASIS FOR NET DEBT COMPUTATION | | CURRENT FINANCES DECEMBER 31, 1985 | |
| STATUTORY EXPENDITURES | | REAL PROPERTY VALUATIONS | | ASSETS | |
| Pensions & F. I. C. A. | 444,600.00 | Code Class # of Parcels % VAL'N | | Cash Dec. 31, 1985 | 5,948,764.35 |
| Employee Fringe Benefits | 241,000.00 | 1 Vacant Land 6260 12.48 | | Taxes Receivable | 689,439.21 |
| Other Statutory Expenditures | 15,000.00 | 2 Residential 7022 78.39 | | Tax Title Liens | 85,641.41 |
| CETA And Other Public Employment Programs | | 3 Farm 30 .15 | | Foreclosed Property | 470,945.00 |
| MUNICIPAL FUNCTIONS TOTAL | | 4a Commercial 224 8.98 | | Emergencies & Other Deferred Charges | 58,550.00 |
| CAPITAL IMPROVEMENTS | 50,600.00 | 4b Industrial | | State and Federal Aid Receivable | 47,189.44 |
| DEBT SERVICE | | 4c Apartments | | Other Receivables | 44,663.59 |
| Principal Payments | 60,000.00 | Total 13536 | | Total | 7,345,193.00 |
| Interest Payments | 47,467.78 | Land Area 47.05 Sq. Miles | | LIABILITIES, RESERVES, AND SURPLUS | |
| DEFERRED CHARGES | | Net Valuation Taxable-Municipal | | Cash Liabilities | 3,438,773.79 |
| SCHOOL, COUNTY, SPECIAL DISTRICT TAXES | 7,351,601.02 | Net Valuation Taxable-County | | Reserves for Receivables | 1,290,689.21 |
| RESERVE FOR UNCOLLECTED TAXES | 965,016.79 | State Equalized Valuation | | Surplus Dec. 31, 1985 | 2,615,730.00 |
| EXPENDITURES TOTAL | 13,912,956.39 | State Equalization Ratio | | Total | 7,345,193.00 |

1919

Population 1980 **3,638**
 Population 1985 **3,702**
 S & P Rating
 Moody Rating

General Tax Rate Per \$100.

3.06

State Equalized Tax Rate

2.56**STANHOPE BOROUGH – SUSSEX COUNTY****Form of Government:****Borough Council****Number of Members on Governing Body – 6**

PER CAPITA:

Gross Debt **1,013.44**
 Net Debt **148.43**
 Debt Service **7.56**
 Total Tax Levy **719.68**
 Municipal Expenditures **309.43**

PER CENT:

Gross Debt **3.96**
 Net Debt **.58**
 Tax Levy Collected **96.78**
 Tax Levy Cancelled, Abated or Adjusted

| EXPENDITURES | | REVENUES-REALIZED | | 1985 PROPERTY TAX | |
|---|---------------------|---|----------------------|---|---------------------|
| GENERAL GOVERNMENT | | | | STATE EQUALIZED TAX RATE \downarrow | |
| Governing Body & Public Boards | | 1985 Property Taxes Collected | 2,581,399.84 | Local District School Taxes .85 | 883,466.50 |
| Municipal Clerk | | 1985 Payments in Lieu of Taxes | | Regional & Consolidated School Tax .64 | 660,399.59 |
| Financial Administration | 23,835.00 | Delinquent Tax & Lien Collections | 130,045.33 | School Taxes in Municipal Budget | |
| Assessment of Taxes | 11,165.00 | Business Personalty Replacement Taxes | 40,217.28 | County Taxes .51 | 529,011.27 |
| Collection of Taxes | 17,767.00 | Taxes from Public Utilities | 102,723.00 | County Library Taxes .03 | 36,030.17 |
| Planning, Housing & Development | 15,065.00 | Other Miscellaneous Tax Revenues | | Local Municipal Purpose Taxes .52 | 544,681.78 |
| Human Resources | | State Aid Revenues | 52,760.08 | Veteran & Senior Citizen Taxes | 26,600.00 |
| Elections | | Federal Aid Revenues | | Total Taxes for Rate Computation 2.55 | 2,680,189.31 |
| General Administration (other) | 154,712.00 | State and Local Fiscal Assistance Act Utilized | 27,010.00 | Special District Taxes | |
| JUDICIARY | | Sale of Acquired Property | 25,975.00 | Bank Corp. Taxes | 3,579.20 |
| Municipal Courts | 16,072.00 | Other Miscellaneous Revenues | 129,544.61 | Added and Omitted Taxes | 7,093.71 |
| PUBLIC SAFETY | | Total | 3,089,675.14 | Total Taxes Levied - ABSTRACT | 2,664,262.22 |
| Fire Protection | 24,107.00 | Prior Years Surplus Appropriated | 270,440.22 | Total Taxes Billed | 2,667,310.46 |
| Police Protection | 237,567.00 | REVENUES TOTAL | 3,360,115.36 | 1985 TAXES COLLECTED | 2,581,399.84 |
| Civil Defense & Disaster Control | 650.00 | Reserve For Uncollected Taxes | 192,751.09 | 1985 Taxes Cancelled, Abated or Adjusted | 3.08 |
| Environmental Inspection & Control | 12,650.00 | | | Transfer to Tax Title Liens or Foreclosed | 13,098.82 |
| Other Public Safety | | CAPITAL OUTLAY TOTAL | 135,914.53 | Balance Outstanding Dec. 31, 1985 | 72,808.72 |
| PUBLIC WORKS | | | | PRIOR YEARS TAXES OUTSTANDING | |
| Streets and Drainage | 35,000.00 | Public Enterprises | 49,338.25 | Balance January 1, 1985 | 99,930.80 |
| Sewers and Sewage Processing | | Recreation—Culture | | Collected in 1985 | 81,888.26 |
| Garbage and Trash Disposal | 107,280.00 | Public Works | 62,225.29 | Cancelled, Abated or Adjusted 1985 | 50.01 |
| Public Buildings and Grounds | 19,300.00 | Buildings and Grounds | 24,350.99 | Transfers to Tax Title Liens or Foreclosed | 17,986.95 |
| Other Public Works | 111,902.00 | Library and Education | | Balance December 31, 1985 | 5.58 |
| HEALTH and WELFARE | | Conservation | | TAX TITLE LIENS OUTSTANDING | |
| Health Services Except Environmental | 18,665.00 | All Other | | Balance January 1, 1985 | 32,248.34 |
| Welfare-Public Assistance | 4,304.93 | | | Transfer From Taxes | 31,874.78 |
| Hospitals, Clinics, First Aid | | CAPITAL DEBT AUTHORIZED, DECEMBER 31, 1985 | | Redeemed in 1985 | 48,157.07 |
| Animal, Insect, & Rodent Control | 3,063.00 | ISSUED AND UNISSUED | | Cancelled, Abated or Adjusted (1985) | |
| Other Welfare Services | | School | 870,357 | Transfers to Foreclosed Property | |
| RECREATION and CONSERVATION | | Self-liquidating | 2,331,896 | Balance December 31, 1985 | 15,966.05 |
| Beaches and Boardwalks | | Other | 549,500 | PROPERTY ACQUIRED BY DEED OR FORECLOSURE | |
| Parks, Playgrounds, Shade Trees | 2,820.00 | Total | 3,751,754 | Balance January 1, 1985 | 368,700.00 |
| Land Reclamation & Conservation | 2,993.00 | | | Transfers From Taxes or Liens | |
| Other Recreational Services | 12,962.00 | ISSUED AND OUTSTANDING | | Sale for Cash (1985) | 25,975.00 |
| EDUCATION (excluding schools) | | School | 870,357.46 | Cancelled, Abated or Adjusted (1985) | 2,825.00 |
| Libraries | | Self-liquidating | 2,153,360.94 | Balance December 31, 1985 | 339,900.00 |
| Other Educational Services | | Other | 153,000.00 | CURRENT FINANCES DECEMBER 31, 1985 | |
| STATUTORY EXPENDITURES | | Total | 3,176,718.40 | ASSETS | |
| Pensions & F. I. C. A. | 48,400.00 | EQUALIZED VALUATION BASIS | | Cash Dec. 31, 1985 | 505,393.09 |
| Employee Fringe Benefits | 33,000.00 | FOR NET DEBT COMPUTATION | 94,642,139 | Taxes Receivable | 72,814.30 |
| Other Statutory Expenditures | 1,500.00 | REAL PROPERTY VALUATIONS | | Tax Title Liens | 15,966.05 |
| CETA And Other Public Employment Programs | | Code Class # of Parcels % VAL'N | | Foreclosed Property | 339,900.00 |
| MUNICIPAL FUNCTIONS TOTAL | 914,779.93 | 1 Vacant Land 317 3.14 | 2,714,850.00 | Emergencies & Other Deferred Charges | 10,000.00 |
| CAPITAL IMPROVEMENTS *MEMO* | 29,100.00 | 2 Residential 1235 88.25 | 76,201,300.00 | State and Federal Aid Receivable | 1,652.75 |
| DEBT SERVICE | | 3 Farm | | Other Receivables | 24,759.73 |
| Principal Payments | 20,000.00 | 4a Commercial 46 5.59 | 4,824,000.00 | Total | 970,485.92 |
| Interest Payments | 7,987.50 | 4b Industrial 4 2.62 | 2,263,200.00 | LIABILITIES, RESERVES, AND SURPLUS | |
| | | 4c Apartments 4 .40 | 346,400.00 | Cash Liabilities | 105,456.36 |
| | | Total 1606 | 86,349,750.00 | Reserves for Receivables | 453,440.08 |
| DEFERRED CHARGES | 10,000.00 | Land Area 1.70 Sq. Miles | | Surplus Dec. 31, 1985 | 411,589.48 |
| SCHOOL, COUNTY, SPECIAL DISTRICT TAXES | 2,108,907.53 | Net Valuation Taxable-Municipal | 86,935,188 | Total | 970,485.92 |
| RESERVE FOR UNCOLLECTED TAXES | 192,751.09 | Net Valuation Taxable-County | 95,587,796 | | |
| EXPENDITURES TOTAL | 3,254,426.05 | State Equalized Valuation | 103,738,884 | | |
| | | State Equalization Ratio | 83.71 | | |

1920
Population 1980 **3,887**
Population 1985 **4,037**
S & P Rating
Moody Rating

General Tax Rate Per \$100. **3.00**
State Equalized Tax Rate **2.53**

STILLWATER TOWNSHIP – SUSSEX CO.
Form of Government:
Township Committee
Number of Members on Governing Body – 5

PER CAPITA:
Gross Debt **809.33**
Net Debt **210.34**
Debt Service **17.38**
Total Tax Levy **730.34**
Municipal Expenditures **332.07**

PER CENT:
Gross Debt **3.04**
Net Debt **.79**
Tax Levy Collected **90.75**
Tax Levy Cancelled, Abated or Adjusted **.06**

| EXPENDITURES | | REVENUES-REALIZED | | 1985 PROPERTY TAX | |
|---|---------------------|--|----------------------|---|--------------------------|
| GENERAL GOVERNMENT | | | | STATE EQUALIZED TAX RATE | |
| Governing Body & Public Boards | | 1985 Property Taxes Collected | 2,679,634.97 | Local District School Taxes | .65 737,693.50 |
| Municipal Clerk | | 1985 Payments in Lieu of Taxes | 1,765.13 | Regional & Consolidated School Tax | .81 918,341.66 |
| Financial Administration | 16,035.00 | Delinquent Tax & Lien Collections | 292,885.81 | School Taxes in Municipal Budget | |
| Assessment of Taxes | 18,755.00 | Business Personality Replacement Taxes | 21,577.96 | County Taxes | .54 609,097.34 |
| Collection of Taxes | 23,630.00 | Taxes from Public Utilities | 196,826.00 | County Library Taxes | .04 41,486.90 |
| Planning, Housing & Development | 33,715.00 | Other Miscellaneous Tax Revenues | | Local Municipal Purpose Taxes | .48 546,251.87 |
| Human Resources | | State Aid Revenues | 32,825.47 | Veteran & Senior Citizen Taxes | 42,850.00 |
| Elections | | Federal Aid Revenues | | Total Taxes for Rate Computation | 2.52 2,895,721.27 |
| General Administration (other) | 134,385.00 | State and Local Fiscal Assistance Act Utilized | 30,687.00 | Special District Taxes | 49,500.00 |
| JUDICIARY | | Sale of Acquired Property | | Bank Corp. Taxes | 4,817.08 |
| Municipal Courts | 25,075.00 | Other Miscellaneous Revenues | 153,592.56 | Added and Omitted Taxes | 41,180.43 |
| PUBLIC SAFETY | | Total | 3,409,794.90 | Total Taxes Levied - ABSTRACT | 2,948,368.78 |
| Fire Protection | 35,575.00 | Prior Years Surplus Appropriated | 196,000.00 | Total Taxes Billed | 2,952,922.54 |
| Police Protection | 44,407.00 | REVENUES | 3,605,794.90 | 1985 TAXES COLLECTED | 2,679,634.97 |
| Civil Defense & Disaster Control | 425.00 | Reserve For Uncollected Taxes | 407,583.05 | 1985 Taxes Cancelled, Abated or Adjusted | 1,755.00 |
| Environmental Inspection & Control | 28,005.00 | CAPITAL OUTLAY | 115,063.87 | Transfer to Tax Title Liens or Foreclosed | 14,892.48 |
| Other Public Safety | | TOTAL | 115,063.87 | Balance Outstanding Dec. 31, 1985 | 256,640.09 |
| PUBLIC WORKS | | | | PRIOR YEARS TAXES OUTSTANDING | |
| Streets and Drainage | 208,043.87 | Public Enterprises | | Balance January 1, 1985 | 328,179.72 |
| Sewers and Sewage Processing | | Recreation—Culture | | Collected in 1985 | 288,576.24 |
| Garbage and Trash Disposal | 29,600.00 | Public Works | 115,063.87 | Cancelled, Abated or Adjusted 1985 | 3,828.43 |
| Public Buildings and Grounds | 24,570.00 | Buildings and Grounds | | Transfers to Tax Title Liens or Foreclosed | 7,373.98 |
| Other Public Works | 18,000.00 | Library and Education | | Balance December 31, 1985 | 28,401.07 |
| HEALTH and WELFARE | | Conservation | | TAX TITLE LIENS OUTSTANDING | |
| Health Services Except Environmental | 17,703.00 | All Other | | Balance January 1, 1985 | 32,878.99 |
| Welfare-Public Assistance | 1,705.00 | CAPITAL DEBT AUTHORIZED, DECEMBER 31, 1985 | | Transfer From Taxes | 23,751.06 |
| Hospitals, Clinics, First Aid | | ISSUED AND UNISSUED | | Redeemed in 1985 | 4,309.57 |
| Animal, Insect, & Rodent Control | | School | 1,609,784 | Cancelled, Abated or Adjusted (1985) | |
| Other Welfare Services | | Self-liquidating | | Transfers to Foreclosed Property | |
| RECREATION and CONSERVATION | | Other | 1,657,487 | Balance December 31, 1985 | 52,320.48 |
| Beaches and Boardwalks | | Total | 3,267,272 | PROPERTY ACQUIRED BY DEED OR FORECLOSURE | |
| Parks, Playgrounds, Shade Trees | | ISSUED AND OUTSTANDING | | Balance January 1, 1985 | 814,800.00 |
| Land Reclamation & Conservation | 10,150.00 | School | 831,784.19 | Transfers From Taxes or Liens | |
| Other Recreational Services | 6,375.00 | Self-Liquidating | | Sale for Cash (1985) | 16,335.00 |
| EDUCATION (excluding schools) | | Other | 1,493,310.61 | Cancelled, Abated or Adjusted (1985) | 71,165.00 |
| Libraries | | Total | 2,325,094.80 | Balance December 31, 1985 | 727,300.00 |
| Other Educational Services | | EQUALIZED VALUATION BASIS | | CURRENT FINANCES DECEMBER 31, 1985 | |
| STATUTORY EXPENDITURES | | FOR NET DEBT COMPUTATION | 107,346,551 | ASSETS | |
| Pensions & F. I. C. A. | 31,276.00 | REAL PROPERTY VALUATIONS | | Cash Dec. 31, 1985 | 615,739.60 |
| Employee Fringe Benefits | | Code Class # of Parcels % VAL'N | | Taxes Receivable | 285,041.16 |
| Other Statutory Expenditures | 2,500.00 | 1 Vacant Land 971 6.67 | 6,331,900.00 | Tax Title Liens | 52,320.48 |
| CETA And Other Public Employment Programs | | 2 Residential 1460 78.39 | 74,412,600.00 | Foreclosed Property | 727,300.00 |
| MUNICIPAL FUNCTIONS | 709,929.87 | 3 Farm 367 10.57 | 10,040,200.00 | Emergencies & Other Deferred Charges | 28,462.00 |
| CAPITAL IMPROVEMENTS | 20,000.00 | 4a Commercial 39 4.29 | 4,070,700.00 | State and Federal Aid Receivable | 15,760.67 |
| DEBT SERVICE | | 4b Industrial | | Other Receivables | 86,525.32 |
| Principal Payments | 17,000.00 | 4c Apartments 1 .07 | 71,100.00 | Total | 1,811,149.23 |
| Interest Payments | 53,167.76 | Total 2838 | 94,926,500.00 | LIABILITIES, RESERVES, AND SURPLUS | |
| DEFERRED CHARGES | 152,871.92 | Land Area 27.35 Sq. Miles | | Cash Liabilities | 177,141.19 |
| SCHOOL, COUNTY, SPECIAL DISTRICT TAXES | 2,356,119.40 | Net Valuation Taxable-Municipal | 95,389,257 | Reserves for Receivables | 1,151,186.96 |
| RESERVE FOR UNCOLLECTED TAXES | 407,583.05 | Net Valuation Taxable-County | 110,188,771 | Surplus Dec. 31, 1985 | 482,821.08 |
| EXPENDITURES | | State Equalized Valuation | 112,841,708 | Total | 1,811,149.23 |
| TOTAL | 3,696,672.00 | State Equalization Ratio | 84.47 | | |

1023
 Population 1980 **643**
 Population 1985 **623**
 S & P Rating
 Moody Rating

General Tax Rate Per \$100. **2.43**
 State Equalized Tax Rate **2.34**

STOCKTON BOROUGH – HUNTERDON CO.
Form of Government:
Borough Council
Number of Members on Governing Body – 6

PER CAPITA:
 Gross Debt **910.69**
 Net Debt **501.86**
 Debt Service
 Total Tax Levy **693.65**
 Municipal Expenditures **302.97**

PER CENT:
 Gross Debt **3.21**
 Net Debt **1.77**
 Tax Levy Collected **92.38**
 Tax Levy Cancelled, Abated or Adjusted

| EXPENDITURES | | REVENUES-REALIZED | | 1985 PROPERTY TAX | |
|---|------------|--|---------------|--|-----------------|
| GENERAL GOVERNMENT | | | | STATE EQUALIZED TAX RATE | |
| Governing Body & Public Boards | 2,400.00 | 1985 Property Taxes Collected | 398,683.33 | Local District School Taxes | .74 134,479.00 |
| Municipal Clerk | 2,150.00 | 1985 Payments in Lieu of Taxes | | Regional & Consolidated School Tax | .90 163,915.63 |
| Financial Administration | 4,870.00 | Delinquent Tax & Lien Collections | 25,896.10 | School Taxes in Municipal Budget | |
| Assessment of Taxes | 2,550.00 | Business Personalty Replacement Taxes | 5,690.00 | County Taxes | .48 87,194.53 |
| Collection of Taxes | 3,550.00 | Taxes from Public Utilities | 36,539.00 | County Library Taxes | .03 5,413.12 |
| Planning, Housing & Development | 2,650.00 | Other Miscellaneous Tax Revenues | | Local Municipal Purpose Taxes | .19 35,112.47 |
| Human Resources | | State Aid Revenues | 4,179.68 | Veteran & Senior Citizen Taxes | |
| Elections | 425.00 | Federal Aid Revenues | | Total Taxes for Rate Computation | 2.34 435,364.75 |
| General Administration (other) | 19,870.00 | State and Local Fiscal Assistance Act Utilized | 3,514.00 | Special District Taxes | |
| JUDICIARY | | Sale of Acquired Property | | Bank Corp. Taxes | 1,961.43 |
| Municipal Courts | 4,600.00 | Other Miscellaneous Revenues | 32,128.63 | Added and Omitted Taxes | 4,070.03 |
| PUBLIC SAFETY | | Total | 506,630.74 | Total Taxes Levied - ABSTRACT | 432,146.21 |
| Fire Protection | 9,525.00 | Prior Years Surplus Appropriated | 75,000.00 | Total Taxes Billed | 431,552.53 |
| Police Protection | 2,500.00 | REVENUES TOTAL | 581,630.74 | 1985 TAXES COLLECTED | 398,683.33 |
| Civil Defense & Disaster Control | 25.00 | Reserve For Uncollected Taxes | 56,222.72 | 1985 Taxes Cancelled, Abated or Adjusted | |
| Environmental Inspection & Control | 2,825.00 | | | Transfer to Tax Title Liens or Foreclosed | |
| Other Public Safety | | CAPITAL OUTLAY TOTAL | 10,843.00 | Balance Outstanding Dec. 31, 1985 | 32,869.20 |
| PUBLIC WORKS | | | | PRIOR YEARS TAXES OUTSTANDING | |
| Streets and Drainage | 22,471.01 | Public Enterprises | 10,843.00 | Balance January 1, 1985 | 36,735.19 |
| Sewers and Sewage Processing | | Recreation—Culture | | Collected in 1985 | 25,896.10 |
| Garbage and Trash Disposal | 25,000.00 | Public Works | | Cancelled, Abated or Adjusted 1985 | 100.00 |
| Public Buildings and Grounds | 10,300.00 | Buildings and Grounds | | Transfers to Tax Title Liens or Foreclosed | |
| Other Public Works | | Library and Education | | Balance December 31, 1985 | 10,739.09 |
| HEALTH and WELFARE | | Conservation | | TAX TITLE LIENS OUTSTANDING | |
| Health Services Except Environmental | 375.00 | All Other | | Balance January 1, 1985 | |
| Welfare-Public Assistance | 215.00 | | | Transfer From Taxes | |
| Hospitals, Clinics, First Aid | | CAPITAL DEBT AUTHORIZED, DECEMBER 31, 1985 | | Redeemed in 1985 | |
| Animal, Insect, & Rodent Control | 750.00 | ISSUED AND UNISSUED | | Cancelled, Abated or Adjusted (1985) | |
| Other Welfare Services | | School | | Transfers to Foreclosed Property | |
| RECREATION and CONSERVATION | | Self-liquidating | 567,358 | Balance December 31, 1985 | |
| Beaches and Boardwalks | | Othes | | PROPERTY ACQUIRED BY DEED OR | |
| Parks, Playgrounds, Shade Trees | 200.00 | Total | 567,358 | FORECLOSURE | |
| Land Reclamation & Conservation | | | | Balance January 1, 1985 | |
| Other Recreational Services | 2,000.00 | ISSUED AND OUTSTANDING | | Transfers From Taxes or Liens | |
| EDUCATION (excluding schools) | | School | | Sale for Cash (1985) | |
| Libraries | | Self-Liquidating | 567,358.97 | Cancelled, Abated or Adjusted (1985) | |
| Other Educational Services | | Other | | Balance December 31, 1985 | |
| STATUTORY EXPENDITURES | | Total | 567,358.97 | CURRENT FINANCES DECEMBER 31, 1985 | |
| Pensions & F. I. C. A. | 4,150.00 | EQUALIZED VALUATION BASIS | | ASSETS | |
| Employee Fringe Benefits | | FOR NET DEBT COMPUTATION | 17,650,988 | Cash Dec. 31, 1985 | 142,593.84 |
| Other Statutory Expenditures | 350.00 | REAL PROPERTY VALUATIONS | | Taxes Receivable | 43,608.29 |
| CETA And Other Public Employment Programs | | Code Class # of Parcels % VAL'N | | Tax Title Liens | |
| MUNICIPAL FUNCTIONS TOTAL | 123,751.01 | 1 Vacant Land 25 2.11 | 367,100.00 | Foreclosed Property | |
| CAPITAL IMPROVEMENTS *MEMO* | 1,500.00 | 2 Residential 200 81.73 | 14,225,200.00 | Emergencies & Other Deferred Charges | |
| DEBT SERVICE | | 3 Farm 9 3.29 | 573,525.00 | State and Federal Aid Receivable | |
| Principal Payments | | 4a Commercial 22 12.43 | 2,164,050.00 | Other Receivables | 784.81 |
| Interest Payments | | 4b Industrial 1 .43 | 74,900.00 | Total | 186,986.94 |
| DEFERRED CHARGES | 8,778.22 | 4c Apartments | | LIABILITIES, RESERVES, AND SURPLUS | |
| SCHOOL, COUNTY, SPECIAL DISTRICT TAXES | 391,002.28 | Total 257 | 17,404,775.00 | Cash Liabilities | 31,871.04 |
| RESERVE FOR UNCOLLECTED TAXES | 56,222.72 | Land Area .55 Sq. Miles | | Reserves for Receivables | 44,393.10 |
| EXPENDITURES TOTAL | 579,754.23 | Net Valuation Taxable-Municipal | 17,591,872 | Surplus Dec. 31, 1985 | 110,722.80 |
| | | Net Valuation Taxable-County | 18,589,611 | Total | 186,986.94 |
| | | State Equalized Valuation | 18,285,023 | | |
| | | State Equalization Ratio | 96.17 | | |

0510

Population 1980 **1,187**
 Population 1985 **1,308**
 S & P Rating
 Moody Rating **A**

General Tax Rate Per \$100.

State Equalized Tax Rate **1.02**
.94

STONE HARBOR BORO. - CAPE MAY CO.**Form of Government:****Borough Council****Number of Members on Governing Body - 6**

PER CAPITA:

Gross Debt **4,321.21**
 Net Debt **3,927.44**
 Debt Service **653.59**
 Total Tax Levy **3,651.82**
 Municipal Expenditures **3,276.34**

PER CENT:

Gross Debt **1.22**
 Net Debt **1.11**
 Tax Levy Collected **97.67**
 Tax Levy Cancelled, Abated or Adjusted **.06**

| EXPENDITURES | | REVENUES-REALIZED | | 1985 PROPERTY TAX | |
|---|---------------------|--|-----------------------|--|---------------------|
| GENERAL GOVERNMENT | | | | STATE EQUALIZED TAX RATE 1.10 | |
| Governing Body & Public Boards | | 1985 Property Taxes Collected | 4,660,772.12 | Local District School Taxes | 496,439.00 |
| Municipal Clerk | | 1985 Payments in Lieu of Taxes | | Regional & Consolidated School Tax | |
| Financial Administration | 11,025.00 | Delinquent Tax & Lien Collections | 126,992.27 | School Taxes in Municipal Budget | |
| Assessment of Taxes | 13,710.00 | Business Personalty Replacement Taxes | 20,603.92 | County Taxes | 2,023,656.46 |
| Collection of Taxes | 17,450.00 | Taxes from Public Utilities | 249,270.00 | County Library Taxes | 121,048.34 |
| Planning, Housing & Development | 12,840.00 | Other Miscellaneous Tax Revenues | | Local Municipal Purpose Taxes | 2,075,000.00 |
| Human Resources | | State Aid Revenues | 8,291.94 | Veteran & Senior Citizen Taxes | 19,150.00 |
| Elections | 550.00 | Federal Aid Revenues | | Total Taxes for Rate Computation | 4,735,293.80 |
| General Administration (other) | 595,732.08 | State and Local Fiscal Assistance Act Utilized | 36,026.00 | Special District Taxes | |
| JUDICIARY | | Sale of Acquired Property | | Bank Corp. Taxes | 6,486.46 |
| Municipal Courts | 30,750.00 | Other Miscellaneous Revenues | 1,160,302.75 | Added and Omitted Taxes | 53,954.30 |
| PUBLIC SAFETY | | Total | 6,262,259.00 | Total Taxes Levied - ABSTRACT | 4,776,584.56 |
| Fire Protection | 36,684.75 | Prior Years Surplus Appropriated | 1,550,000.00 | Total Taxes Billed | 4,771,875.06 |
| Police Protection | 665,892.00 | REVENUES TOTAL | 7,812,259.00 | 1985 TAXES COLLECTED | 4,660,772.12 |
| Civil Defense & Disaster Control | 3,102.92 | Reserve For Uncollected Taxes | 141,702.29 | 1985 Taxes Cancelled, Abated or Adjusted | 3,099.15 |
| Environmental Inspection & Control | 34,900.00 | CAPITAL OUTLAY TOTAL | 721,646.50 | Transfer to Tax Title Liens or Foreclosed | |
| Other Public Safety | | | | Balance Outstanding Dec. 31, 1985 | 108,003.79 |
| PUBLIC WORKS | | | | PRIOR YEARS TAXES OUTSTANDING | |
| Streets and Drainage | 402,032.89 | Public Enterprises | | Balance January 1, 1985 | 123,419.50 |
| Sewers and Sewage Processing | 127,992.88 | Recreation—Culture | 87,155.30 | Collected in 1985 | 123,150.76 |
| Garbage and Trash Disposal | 267,178.19 | Public Works | 55,251.07 | Cancelled, Abated or Adjusted 1985 | 268.74 |
| Public Buildings and Grounds | 130,890.85 | Buildings and Grounds | 579,240.13 | Transfers to Tax Title Liens or Foreclosed | |
| Other Public Works | 178,142.00 | Library and Education | | Balance December 31, 1985 | |
| HEALTH and WELFARE | | Conservation | | TAX TITLE LIENS OUTSTANDING | |
| Health Services Except Environmental | 1,200.00 | All Other | | Balance January 1, 1985 | 3,841.51 |
| Welfare-Public Assistance | 1,125.00 | CAPITAL DEBT AUTHORIZED, DECEMBER 31, 1985 | | Transfer From Taxes | |
| Hospitals, Clinics, First Aid | | ISSUED AND UNISSUED GROSS DEBT NET DEBT | | Redeemed in 1985 | 3,841.51 |
| Animal, Insect, & Rodent Control | 1,500.00 | School | | Cancelled, Abated or Adjusted (1985) | |
| Other Welfare Services | | Self-liquidating | 735,000 | Transfers to Foreclosed Property | |
| RECREATION and CONSERVATION | | Other | 4,917,139 | Balance December 31, 1985 | |
| Beaches and Boardwalks | 274,212.00 | Total | 5,652,139 | PROPERTY ACQUIRED BY DEED OR | |
| Parks, Playgrounds, Shade Trees | 70,494.00 | ISSUED AND OUTSTANDING | | FORECLOSURE | |
| Land Reclamation & Conservation | | School | | Balance January 1, 1985 | 121,521.00 |
| Other Recreational Services | 29,249.52 | Self-liquidating | 735,000.00 | Transfers From Taxes or Liens | |
| EDUCATION (excluding schools) | | Other | 4,855,000.00 | Sale for Cash (1985) | |
| Libraries | | Total | 5,590,000.00 | Cancelled, Abated or Adjusted (1985) | |
| Other Educational Services | | EQUALIZED VALUATION BASIS | | Balance December 31, 1985 | 121,521.00 |
| STATUTORY EXPENDITURES | | FOR NET DEBT COMPUTATION | 464,311.195 | CURRENT FINANCES DECEMBER 31, 1985 | |
| Pensions & F. I. C. A. | 203,200.00 | REAL PROPERTY VALUATIONS | | ASSETS | |
| Employee Fringe Benefits | 115,000.00 | Code Class # of Parcels % VAL'N | | Cash Dec. 31, 1985 | 5,285,439.99 |
| Other Statutory Expenditures | 14,000.00 | 1 Vacant Land 116 3.92 | 18,185,900.00 | Taxes Receivable | 108,003.79 |
| CETA And Other Public Employment Programs | | 2 Residential 2568 87.64 | 406,847,700.00 | Tax Title Liens | |
| MUNICIPAL FUNCTIONS TOTAL | 3,238,854.08 | 3 Farm | | Foreclosed Property | 121,521.00 |
| CAPITAL IMPROVEMENTS *MEMO* | 130,000.00 | 4a Commercial 119 8.37 | 38,877,100.00 | Emergencies & Other Deferred Charges | 35,245.19 |
| DEBT SERVICE | | 4b Industrial | | State and Federal Aid Receivable | 878.45 |
| Principal Payments | 665,297.57 | 4c Apartments 1 .07 | 310,400.00 | Other Receivables | 2,295.10 |
| Interest Payments | 189,603.79 | Total 2804 | 464,221,100.00 | Total | 5,553,383.52 |
| DEFERRED CHARGES | 50,000.00 | Land Area 1.24 Sq. Miles | | LIABILITIES, RESERVES, AND SURPLUS | |
| SCHOOL, COUNTY, SPECIAL DISTRICT TAXES | 2,641,143.80 | Net Valuation Taxable-Municipal | 464,819,080 | Cash Liabilities | 568,793.56 |
| RESERVE FOR UNCOLLECTED TAXES | 141,702.29 | Net Valuation Taxable-County | 483,854,563 | Reserves for Receivables | 231,819.89 |
| EXPENDITURES TOTAL | 6,926,601.53 | State Equalized Valuation | 505,570,350 | Surplus Dec. 31, 1985 | 4,752,770.07 |
| | | State Equalization Ratio | 91.93 | Total | 5,553,383.52 |

0612
Population 1980 1,365
Population 1985 1,442
S & P Rating
Moody Rating

General Tax Rate Per \$100. 3.10
State Equalized Tax Rate 2.49

STOW CREEK TWP. - CUMBERLAND CO.
Form of Government:
Township Committee
Number of Members on Governing Body - 3

PER CAPITA:
Gross Debt 276.66
Net Debt
Debt Service
Total Tax Levy 428.16
Municipal Expenditures 193.31

PER CENT:
Gross Debt 1.74
Net Debt
Tax Levy Collected 86.36
Tax Levy Cancelled, Abated or Adjusted

| EXPENDITURES | | REVENUES-REALIZED | | 1985 PROPERTY TAX | |
|---|------------|--|--------------------|--|--------------|
| GENERAL GOVERNMENT | | | | STATE EQUALIZED TAX RATE | |
| Governing Body & Public Boards | | 1985 Property Taxes Collected | 534,550.11 | Local District School Taxes .85 | 210,068.00 |
| Municipal Clerk | 9,200.00 | 1985 Payments in Lieu of Taxes | | Regional & Consolidated School Tax .46 | 113,715.05 |
| Financial Administration | 5,700.00 | Delinquent Tax & Lien Collections | 62,755.82 | School Taxes in Municipal Budget | |
| Assessment of Taxes | 4,700.00 | Business Personalty Replacement Taxes | 20,759.60 | County Taxes 1.17 * | 288,364.55 |
| Collection of Taxes | 4,200.00 | Taxes from Public Utilities | 80,549.00 | County Library Taxes | |
| Planning, Housing & Development | | Other Miscellaneous Tax Revenues | | Local Municipal Purpose Taxes | |
| Human Resources | | State Aid Revenues | 12,683.21 | Veteran & Senior Citizen Taxes | 17,700.00 |
| Elections | | Federal Aid Revenues | | Total Taxes for Rate Computation 2.48 | 629,847.60 |
| General Administration (other) | 34,700.00 | State and Local Fiscal Assistance Act Utilized | 1,000.00 | Special District Taxes | |
| JUDICIARY | | Sale of Acquired Property | | Bank Corp. Taxes | |
| Municipal Courts | 5,300.00 | Other Miscellaneous Revenues | 71,805.16 | Added and Omitted Taxes | 5,255.03 |
| PUBLIC SAFETY | | Total | 784,102.90 | Total Taxes Levied - ABSTRACT | 617,402.63 |
| Fire Protection | 11,400.00 | Prior Years Surplus Appropriated | 123,315.39 | Total Taxes Billed | 618,952.48 |
| Police Protection | 1,500.00 | REVENUES TOTAL | 907,418.29 | 1985 TAXES COLLECTED | 534,550.11 |
| Civil Defense & Disaster Control | 6,698.00 | Reserve For Uncollected Taxes | 95,260.20 | 1985 Taxes Cancelled, Abated or Adjusted | |
| Environmental Inspection & Control | 4,500.00 | | | Transfer to Tax Title Liens or Foreclosed | 2,610.20 |
| Other Public Safety | | | | Balance Outstanding Dec. 31, 1985 | 81,792.17 |
| PUBLIC WORKS | | CAPITAL OUTLAY TOTAL | | PRIOR YEARS TAXES OUTSTANDING | |
| Streets and Drainage | 13,200.00 | Public Enterprises | | Balance January 1, 1985 | 63,836.99 |
| Sewers and Sewage Processing | | Recreation—Culture | | Collected in 1985 | 62,573.82 |
| Garbage and Trash Disposal | 53,000.00 | Public Works | | Cancelled, Abated or Adjusted 1985 | 20.00 |
| Public Buildings and Grounds | 17,000.00 | Buildings and Grounds | | Transfers to Tax Title Liens or Foreclosed | 11.92 |
| Other Public Works | | Library and Education | | Balance December 31, 1985 | 1,231.25 |
| HEALTH and WELFARE | | Conservation | | TAX TITLE LIENS OUTSTANDING | |
| Health Services Except Environmental | 100.00 | All Other | | Balance January 1, 1985 | 3,212.53 |
| Welfare-Public Assistance | 4,400.00 | | | Transfer From Taxes | 2,638.14 |
| Hospitals, Clinics, First Aid | 200.00 | CAPITAL DEBT AUTHORIZED, DECEMBER 31, 1985 | | Redeemed in 1985 | 182.00 |
| Animal, Insect, & Rodent Control | 2,200.00 | ISSUED AND UNISSUED GROSS DEBT NET DEBT | | Cancelled, Abated or Adjusted (1985) | |
| Other Welfare Services | | School 398,945 | | Transfers to Foreclosed Property | |
| RECREATION and CONSERVATION | | Self-liquidating | | Balance December 31, 1985 | 5,668.67 |
| Beaches and Boardwalks | | Other | | PROPERTY ACQUIRED BY DEED OR | |
| Parks, Playgrounds, Shade Trees | | Total 398,945 | | FORECLOSURE | |
| Land Reclamation & Conservation | | ISSUED AND OUTSTANDING | | Balance January 1, 1985 | |
| Other Recreational Services | | School 398,945.32 | | Transfers From Taxes or Liens | |
| EDUCATION (excluding schools) | | Self-liquidating | | Sale for Cash (1985) | |
| Libraries | | Other | | Cancelled, Abated or Adjusted (1985) | |
| Other Educational Services | | Total 398,945.32 | | Balance December 31, 1985 | |
| STATUTORY EXPENDITURES | | EQUALIZED VALUATION BASIS | | CURRENT FINANCES DECEMBER 31, 1985 | |
| Pensions & F. I. C. A. | 4,500.00 | FOR NET DEBT COMPUTATION | 22,972,525 | ASSETS | |
| Employee Fringe Benefits | | REAL PROPERTY VALUATIONS | | Cash Dec. 31, 1985 | 1,001,611.05 |
| Other Statutory Expenditures | 1,000.00 | Code Class # of Parcels % VAL'N | ASSESSED VALUATION | Taxes Receivable | 83,023.42 |
| CETA And Other Public Employment Programs | | 1 Vacant Land 60 1.25 | 240,600.00 | Tax Title Liens | 5,668.67 |
| MUNICIPAL FUNCTIONS TOTAL | 183,498.00 | 2 Residential 312 54.75 | 10,544,300.00 | Foreclosed Property | |
| CAPITAL IMPROVEMENTS *MEMO* | 3,000.00 | 3 Farm 467 39.12 | 7,534,300.00 | Emergencies & Other Deferred Charges | 27.73 |
| DEBT SERVICE | | 4a Commercial 14 4.88 | 938,900.00 | State and Federal Aid Receivable | |
| Principal Payments | | 4b Industrial | | Other Receivables | |
| Interest Payments | | 4c Apartments | | Total | 8,023.50 |
| DEFERRED CHARGES | | Total 853 | 19,258,100.00 | LIABILITIES, RESERVES, AND SURPLUS | |
| SCHOOL, COUNTY, SPECIAL DISTRICT TAXES | 612,147.60 | Land Area 18.90 Sq. Miles | | Cash Liabilities | 432,199.59 |
| RESERVE FOR UNCOLLECTED TAXES | 95,260.20 | Net Valuation Taxable-Municipal | 19,791,692 | Reserves for Receivables | 96,715.59 |
| EXPENDITURES TOTAL | 890,905.80 | Net Valuation Taxable-County | 24,768,754 | Surplus Dec. 31, 1985 | 569,439.19 |
| | | State Equalized Valuation | 24,543,192 | Total | 1,098,354.37 |
| | | State Equalization Ratio | 80.21 | | |

0432
Population 1980 8,005
Population 1985 7,730
S & P Rating
Moody Rating BAA1

General Tax Rate Per \$100. 4.18
State Equalized Tax Rate 2.69

STRATFORD BOROUGH – CAMDEN COUNTY
Form of Government:
Borough Council
Number of Members on Governing Body – 6

PER CAPITA:
Gross Debt 185.48
Net Debt 79.17
Debt Service 7.99
Total Tax Levy 548.81
Municipal Expenditures 180.73
PER CENT:
Gross Debt .97
Net Debt .42
Tax Levy Collected 96.81
Tax Levy Cancelled, Abated or Adjusted .04

| EXPENDITURES | | REVENUES-REALIZED | | 1985 PROPERTY TAX | |
|---|--------------|--|--|--|--------------|
| GENERAL GOVERNMENT | | | | STATE EQUALIZED TAX RATE ———→ .84 | |
| Governing Body & Public Boards | | 1985 Property Taxes Collected | | Local District School Taxes | 1,322,491.07 |
| Municipal Clerk | | 1985 Payments in Lieu of Taxes | | Regional & Consolidated School Tax | 884,216.35 |
| Financial Administration | 13,273.00 | Delinquent Tax & Lien Collections | | School Taxes in Municipal Budget | |
| Assessment of Taxes | 11,117.78 | Business Personalty Replacement Taxes | | County Taxes | 1,721,146.38 |
| Collection of Taxes | 10,177.00 | Taxes from Public Utilities | | County Library Taxes | |
| Planning, Housing & Development | 4,380.00 | Other Miscellaneous Tax Revenues | | Local Municipal Purpose Taxes | 301,802.62 |
| Human Resources | | State Aid Revenues | | Veteran & Senior Citizen Taxes | 77,100.00 |
| Elections | 4,935.00 | Federal Aid Revenues | | Total Taxes for Rate Computation | 4,306,756.42 |
| General Administration (other) | 149,702.08 | State and Local Fiscal Assistance Act Utilized | | Special District Taxes | |
| JUDICIARY | | Sale of Acquired Property | | Bank Corp. Taxes | 4,417.47 |
| Municipal Courts | 27,602.00 | Other Miscellaneous Revenues | | Added and Omitted Taxes | 8,192.93 |
| PUBLIC SAFETY | | Total | | Total Taxes Levied - ABSTRACT | 4,242,266.82 |
| Fire Protection | 47,472.95 | Prior Years Surplus Appropriated | | Total Taxes Billed | 4,240,507.92 |
| Police Protection | 297,019.83 | REVENUES TOTAL | | 1985 TAXES COLLECTED | 4,105,245.36 |
| Civil Defense & Disaster Control | 25.00 | Reserve For Uncollected Taxes | | 1985 Taxes Cancelled, Abated or Adjusted | 1,498.64 |
| Environmental Inspection & Control | 6,466.25 | CAPITAL OUTLAY TOTAL | | Transfer to Tax Title Liens or Foreclosed | 9,629.16 |
| Other Public Safety | | | | Balance Outstanding Dec. 31, 1985 | 124,134.76 |
| PUBLIC WORKS | | | | PRIOR YEARS TAXES OUTSTANDING | |
| Streets and Drainage | 119,455.87 | Public Enterprises | | Balance January 1, 1985 | 83,134.03 |
| Sewers and Sewage Processing | | Recreation—Culture | | Collected in 1985 | 77,110.72 |
| Garbage and Trash Disposal | 251,678.00 | Public Works | | Cancelled, Abated or Adjusted 1985 | 5,665.50 |
| Public Buildings and Grounds | 23,550.00 | Buildings and Grounds | | Transfers to Tax Title Liens or Foreclosed | 357.81 |
| Other Public Works | | Library and Education | | Balance December 31, 1985 | |
| HEALTH and WELFARE | | Conservation | | TAX TITLE LIENS OUTSTANDING | |
| Health Services Except Environmental | 2,018.70 | All Other | | Balance January 1, 1985 | 38,291.50 |
| Welfare-Public Assistance | 9,200.00 | CAPITAL DEBT AUTHORIZED, DECEMBER 31, 1985 | | Transfer From Taxes | 10,047.46 |
| Hospitals, Clinics, First Aid | | ISSUED AND UNISSUED GROSS DEBT NET DEBT | | Redeemed in 1985 | 24,484.66 |
| Animal, Insect, & Rodent Control | | School 821,753 | | Cancelled, Abated or Adjusted (1985) | |
| Other Welfare Services | | Self-liquidating 612,020 612,020 | | Transfers to Foreclosed Property | |
| RECREATION and CONSERVATION | | Other 1,433,773 612,020 | | Balance December 31, 1985 | 23,854.30 |
| Beaches and Boardwalks | 31,201.00 | ISSUED AND OUTSTANDING | | PROPERTY ACQUIRED BY DEED OR | |
| Parks, Playgrounds, Shade Trees | 3.58 | School 666,349.87 | | FORECLOSURE | |
| Land Reclamation & Conservation | 3,434.43 | Self-Liquidating 371,000.00 | | Balance January 1, 1985 | 14,013.00 |
| Other Recreational Services | | Other 1,037,349.87 | | Transfers From Taxes or Liens | |
| EDUCATION (excluding schools) | | EQUALIZED VALUATION BASIS | | Sale for Cash (1985) | |
| Libraries | 33,725.00 | FOR NET DEBT COMPUTATION 147,086,914 | | Cancelled, Abated or Adjusted (1985) | |
| Other Educational Services | | REAL PROPERTY VALUATIONS | | Balance December 31, 1985 | 14,013.00 |
| STATUTORY EXPENDITURES | | Code Class # of Parcels % VAL'N ASSESSED VALUATION | | CURRENT FINANCES DECEMBER 31, 1985 | |
| Pensions & F. I. C. A. | 61,936.45 | 1 Vacant Land 51 1.75 1,753,300.00 | | ASSETS | |
| Employee Fringe Benefits | 36,288.59 | 2 Residential 2092 73.47 73,628,400.00 | | Cash Dec. 31, 1985 | 466,981.72 |
| Other Statutory Expenditures | 4,000.00 | 3 Farm 20.63 20,679,900.00 | | Taxes Receivable | 124,134.76 |
| CETA And Other Public Employment Programs | | 4a Commercial 104 4b Industrial 4,156,300.00 | | Tax Title Liens | 23,854.30 |
| MUNICIPAL FUNCTIONS TOTAL | 1,148,662.51 | 4c Apartments 11 100,217,900.00 | | Foreclosed Property | 14,013.00 |
| CAPITAL IMPROVEMENTS *MEMO* | 4,000.00 | Total 2258 Land Area 1.59 Sq. Miles | | Emergencies & Other Deferred Charges | |
| DEBT SERVICE | | Net Valuation Taxable-Municipal 101,275,764 | | State and Federal Aid Receivable | |
| Principal Payments | 30,000.00 | Net Valuation Taxable-County 149,128,284 | | Other Receivables | 4,117.06 |
| Interest Payments | 31,761.45 | State Equalized Valuation 156,603,262 | | Total | 633,100.84 |
| DEFERRED CHARGES | | State Equalization Ratio 64.43 | | LIABILITIES, RESERVES, AND SURPLUS | |
| SCHOOL, COUNTY, SPECIAL DISTRICT TAXES | 3,927,853.80 | | | Cash Liabilities | 125,257.26 |
| RESERVE FOR UNCOLLECTED TAXES | 186,594.30 | | | Reserves for Receivables | 166,119.12 |
| EXPENDITURES TOTAL | 5,324,872.06 | | | Surplus Dec. 31, 1985 | 341,724.46 |
| | | | | Total | 633,100.84 |

2018
Population 1980 21,071
Population 1985 21,273
S & P Rating AA
Moody Rating AAA

General Tax Rate Per \$100.

State Equalized Tax Rate 2.21
1.78

SUMMIT CITY - UNION COUNTY

Form of Government:

City Charter Act (P.L. 1899 c. 52)

Number of Members on Governing Body - 7

PER CAPITA:

Gross Debt 764.99
Net Debt 365.71
Debt Service 94.47
Total Tax Levy 1,136.38
Municipal Expenditures 652.46

PER CENT:

Gross Debt 1.35
Net Debt .65
Tax Levy Collected 98.56
Tax Levy Cancelled, Abated or Adjusted .08

| EXPENDITURES | | REVENUES-REALIZED | | 1985 PROPERTY TAX | |
|---|---------------|--|------------------|--|--------------------|
| GENERAL GOVERNMENT | | | | STATE EQUALIZED TAX RATE | |
| Governing Body & Public Boards | | 1985 Property Taxes Collected | 23,816,580.92 | Local District School Taxes | .87 11,685,724.00 |
| Municipal Clerk | 170,251.00 | 1985 Payments in Lieu of Taxes | | Regional & Consolidated School Tax | |
| Financial Administration | 116,915.00 | Delinquent Tax & Lien Collections | 372,584.18 | School Taxes in Municipal Budget | .07 933,735.25 |
| Assessment of Taxes | 61,558.00 | Business Personalty Replacement Taxes | 429,229.96 | County Taxes | .48 6,506,186.23 |
| Collection of Taxes | 63,813.00 | Taxes from Public Utilities | 2,536,838.00 | County Library Taxes | |
| Planning, Housing & Development | 83,739.00 | Other Miscellaneous Tax Revenues | | Local Municipal Purpose Taxes | .36 4,854,426.21 |
| Human Resources | 45,673.00 | State Aid Revenues | 204,684.38 | Veteran & Senior Citizen Taxes | |
| Elections | | Federal Aid Revenues | | Total Taxes for Rate Computation | 1.78 24,108,671.69 |
| General Administration (other) | 1,580,433.30 | State and Local Fiscal Assistance Act Utilized | 97,737.00 | Special District Taxes | |
| JUDICIARY | | Sale of Acquired Property | | Bank Corp. Taxes | 95,896.84 |
| Municipal Courts | 159,110.00 | Other Miscellaneous Revenues | 2,241,193.33 | Added and Omitted Taxes | 98,147.34 |
| PUBLIC SAFETY | | Total | 29,698,847.77 | Total Taxes Levied - ABSTRACT | 24,174,115.87 |
| Fire Protection | 1,312,864.00 | Prior Years Surplus Appropriated | 3,280,579.75 | Total Taxes Billed | 24,165,584.68 |
| Police Protection | 1,798,367.00 | REVENUES TOTAL | 32,979,427.52 | 1985 TAXES COLLECTED | 23,816,580.92 |
| Civil Defense & Disaster Control | 10,260.00 | Reserve For Uncollected Taxes | 1,908,166.32 | 1985 Taxes Cancelled, Abated or Adjusted | 20,165.80 |
| Environmental Inspection & Control | 138,354.00 | CAPITAL OUTLAY TOTAL | 1,969,402.56 | Transfer to Tax Title Liens or Foreclosed | 5,273.24 |
| Other Public Safety | | | | Balance Outstanding Dec. 31, 1985 | 323,564.72 |
| PUBLIC WORKS | | | | PRIOR YEARS TAXES OUTSTANDING | |
| Streets and Drainage | 554,929.00 | Public Enterprises | | Balance January 1, 1985 | 372,591.78 |
| Sewers and Sewage Processing | 486,895.00 | Recreation—Culture | 6,976.85 | Collected in 1985 | 372,584.18 |
| Garbage and Trash Disposal | 514,001.00 | Public Works | 229,568.30 | Cancelled, Abated or Adjusted 1985 | 7.60 |
| Public Buildings and Grounds | 334,936.00 | Buildings and Grounds | 419,556.07 | Transfers to Tax Title Liens or Foreclosed | |
| Other Public Works | 117,106.00 | Library and Education | 1,313,301.34 | Balance December 31, 1985 | |
| HEALTH and WELFARE | | Conservation | | TAX TITLE LIENS OUTSTANDING | |
| Health Services Except Environmental | 208,282.00 | All Other | | Balance January 1, 1985 | 21,971.77 |
| Welfare-Public Assistance | 32,425.00 | CAPITAL DEBT AUTHORIZED, DECEMBER 31, 1985 | | Transfer From Taxes | 5,273.24 |
| Hospitals, Clinics, First Aid | | ISSUED AND UNISSUED | | Redeemed in 1985 | |
| Animal, Insect, & Rodent Control | 15,000.00 | School | 7,076,600 | Cancelled, Abated or Adjusted (1985) | |
| Other Welfare Services | | Self-liquidating | | Transfers to Foreclosed Property | |
| RECREATION and CONSERVATION | | Other | 9,197,107 | Balance December 31, 1985 | 27,245.01 |
| Beaches and Boardwalks | | Total | 16,273,707 | PROPERTY ACQUIRED BY DEED OR | |
| Parks, Playgrounds, Shade Trees | 210,438.00 | | | FORECLOSURE | |
| Land Reclamation & Conservation | 1,343.08 | ISSUED AND OUTSTANDING | | Balance January 1, 1985 | 4,800.00 |
| Other Recreational Services | 452,315.68 | School | 5,489,000.00 | Transfers From Taxes or Liens | |
| EDUCATION (excluding schools) | | Self-Liquidating | | Sale for Cash (1985) | |
| Libraries | 429,319.00 | Other | 6,876,000.00 | Cancelled, Abated or Adjusted (1985) | |
| Other Educational Services | | Total | 12,365,000.00 | Balance December 31, 1985 | 4,800.00 |
| STATUTORY EXPENDITURES | | EQUALIZED VALUATION BASIS | | CURRENT FINANCES DECEMBER 31, 1985 | |
| Pensions & F. I. C. A. | 1,053,048.85 | FOR NET DEBT COMPUTATION | 1,201,690,113 | ASSETS | |
| Employee Fringe Benefits | | REAL PROPERTY VALUATIONS | | Cash Dec. 31, 1985 | 5,614,399.19 |
| Other Statutory Expenditures | | Code Class # of Parcels % VAL'N | | Taxes Receivable | 323,564.72 |
| CETA And Other Public Employment Programs | | 1 Vacant Land 211 1.05 | 11,358,700.00 | Tax Title Liens | 27,245.01 |
| MUNICIPAL FUNCTIONS TOTAL | 9,951,375.91 | 2 Residential 5647 78.55 | 846,487,900.00 | Foreclosed Property | 4,800.00 |
| CAPITAL IMPROVEMENTS *MEMO* | 31,000.00 | 3 Farm | | Emergencies & Other Deferred Charges | 100,000.00 |
| DEBT SERVICE | | 4a Commercial 304 9.98 | 107,506,500.00 | State and Federal Aid Receivable | |
| Principal Payments | 960,000.00 | 4b Industrial 15 6.31 | 68,019,400.00 | Other Receivables | 49,902.60 |
| Interest Payments | 1,049,602.42 | 4c Apartments 57 4.11 | 44,322,700.00 | Total | 6,119,911.52 |
| TYPE I SCHL DEBT *MEMO* | 933,734.65 | Total 6234 | 1,077,695,200.00 | LIABILITIES, RESERVES, AND SURPLUS | |
| DEFERRED CHARGES | 10,579.75 | Land Area 6.00 Sq. Miles | | Cash Liabilities | 1,565,763.98 |
| SCHOOL, COUNTY, SPECIAL DISTRICT TAXES | 19,125,645.48 | Net Valuation Taxable-Municipal | 1,088,648,714 | Reserves for Receivables | 405,512.33 |
| RESERVE FOR UNCOLLECTED TAXES | 1,908,166.32 | Net Valuation Taxable-County | 1,198,041,079 | Surplus Dec. 31, 1985 | 4,148,635.21 |
| EXPENDITURES TOTAL | 33,005,369.88 | State Equalized Valuation | 1,347,529,599 | Total | 6,119,911.52 |
| | | State Equalization Ratio | 80.65 | | |

1985/3000

* ABOVE DEBT SERVICE INCLUDES TYPE I SCHOOL DEBT

1531
Population 1980 1,571
Population 1985 1,599
S & P Rating
Moody Rating

General Tax Rate Per \$100. 1.06
State Equalized Tax Rate .93

SURF CITY BOROUGH – OCEAN COUNTY
Form of Government:
Borough Council
Number of Members on Governing Body – 6

PER CAPITA:
Gross Debt 520.59
Net Debt 426.87
Debt Service 6.06
Total Tax Levy 1,612.46
Municipal Expenditures 964.41
PER CENT:
Gross Debt .34
Net Debt .28
Tax Levy Collected 93.21
Tax Levy Cancelled, Abated or Adjusted

| EXPENDITURES | | REVENUES-REALIZED | | 1985 PROPERTY TAX | |
|---|--------------|--|----------------|--|--------------------|
| GENERAL GOVERNMENT | | | | STATE EQUALIZED TAX RATE | |
| Governing Body & Public Boards | | | | Local District School Taxes | .07 194,037.55 |
| Municipal Clerk | | | | Regional & Consolidated School Tax | .19 531,328.40 |
| Financial Administration | 15,888.00 | 1985 Property Taxes Collected | 2,401,743.81 | School Taxes in Municipal Budget | |
| Assessment of Taxes | 13,000.00 | 1985 Payments in Lieu of Taxes | | County Taxes | .40 * 1,099,582.97 |
| Collection of Taxes | 37,150.00 | Delinquent Tax & Lien Collections | 140,581.89 | County Library Taxes | .03 73,855.87 |
| Planning, Housing & Development | 15,420.00 | Business Personalty Replacement Taxes | 10,951.68 | Local Municipal Purpose Taxes | .24 648,700.00 |
| Human Resources | | Taxes from Public Utilities | 168,475.00 | Veteran & Senior Citizen Taxes | |
| Elections | | Other Miscellaneous Tax Revenues | | Total Taxes for Rate Computation | .93 2,584,654.79 |
| General Administration (other) | 158,577.00 | State Aid Revenues | 8,494.18 | Special District Taxes | |
| JUDICIARY | | Federal Aid Revenues | | Bank Corp. Taxes | 1,532.05 |
| Municipal Courts | 17,900.00 | State and Local Fiscal Assistance Act Utilized | 33,404.00 | Added and Omitted Taxes | 29,283.73 |
| PUBLIC SAFETY | | Sale of Acquired Property | | Total Taxes Levied - ABSTRACT | 2,578,320.57 |
| Fire Protection | 19,500.00 | Other Miscellaneous Revenues | 381,458.14 | Total Taxes Billed | 2,576,788.52 |
| Police Protection | 303,096.00 | Total | 3,145,108.70 | 1985 TAXES COLLECTED | 2,401,743.81 |
| Civil Defense & Disaster Control | 2,000.00 | Prior Years Surplus Appropriated | 386,000.00 | 1985 Taxes Cancelled, Abated or Adjusted | |
| Environmental Inspection & Control | 20,800.00 | REVENUES TOTAL | 3,531,108.70 | Transfer to Tax Title Liens or Foreclosed | |
| Other Public Safety | | Reserve For Uncollected Taxes | 201,513.00 | Balance Outstanding Dec. 31, 1985 | 175,044.71 |
| PUBLIC WORKS | | CAPITAL OUTLAY TOTAL | 113,441.75 | PRIOR YEARS TAXES OUTSTANDING | |
| Streets and Drainage | 147,689.00 | | | Balance January 1, 1985 | 139,748.06 |
| Sewers and Sewage Processing | | Public Enterprises | 54,183.75 | Collected in 1985 | 139,748.06 |
| Garbage and Trash Disposal | 153,920.00 | Recreation—Culture | | Cancelled, Abated or Adjusted 1985 | |
| Public Buildings and Grounds | 41,425.00 | Public Works | 59,258.00 | Transfers to Tax Title Liens or Foreclosed | |
| Other Public Works | 32,300.00 | Buildings and Grounds | | Balance December 31, 1985 | |
| HEALTH and WELFARE | | Library and Education | | TAX TITLE LIENS OUTSTANDING | |
| Health Services Except Environmental | 31,550.00 | Conservation | | Balance January 1, 1985 | 2,146.40 |
| Welfare-Public Assistance | 3,100.00 | All Other | | Transfer From Taxes | |
| Hospitals, Clinics, First Aid | | CAPITAL DEBT AUTHORIZED, DECEMBER 31, 1985 | | Redeemed in 1985 | 833.83 |
| Animal, Insect, & Rodent Control | 4,500.00 | ISSUED AND UNISSUED | | Cancelled, Abated or Adjusted (1985) | |
| Other Welfare Services | | School | 149,867 | Transfers to Foreclosed Property | |
| RECREATION and CONSERVATION | | Self-Liquidating | 511,250 | Balance December 31, 1985 | 1,312.57 |
| Beaches and Boardwalks | 74,470.00 | Other | 171,311 | PROPERTY ACQUIRED BY DEED OR | |
| Parks, Playgrounds, Shade Trees | 57,800.00 | Total | 832,429 | FORECLOSURE | |
| Land Reclamation & Conservation | | | | Balance January 1, 1985 | 4,725.00 |
| Other Recreational Services | 5,000.00 | ISSUED AND OUTSTANDING | | Transfers From Taxes or Liens | |
| EDUCATION (excluding schools) | | School | 149,867.54 | Sale for Cash (1985) | |
| Libraries | 3,800.00 | Self-Liquidating | 190,000.00 | Cancelled, Abated or Adjusted (1985) | |
| Other Educational Services | | Other | 107,250.00 | Balance December 31, 1985 | 4,725.00 |
| STATUTORY EXPENDITURES | | Total | 447,117.54 | CURRENT FINANCES DECEMBER 31, 1985 | |
| Pensions & F. I. C. A. | 83,163.00 | EQUALIZED VALUATION BASIS | | ASSETS | |
| Employee Fringe Benefits | 44,932.00 | FOR NET DEBT COMPUTATION | 246,185,379 | Cash Dec. 31, 1985 | 959,015.62 |
| Other Statutory Expenditures | 8,000.00 | REAL PROPERTY VALUATIONS | | Taxes Receivable | 175,044.71 |
| CETA And Other Public Employment Programs | | Code Class # of Parcels % VAL'N | | Tax Title Liens | 1,312.57 |
| MUNICIPAL FUNCTIONS TOTAL | 1,294,980.00 | 1 Vacant Land 130 2.71 | 6,438,400.00 | Foreclosed Property | 4,725.00 |
| CAPITAL IMPROVEMENTS *MEMO* | 10,000.00 | 2 Residential 1956 90.06 | 214,059,967.00 | Emergencies & Other Deferred Charges | 35,800.00 |
| DEBT SERVICE | | 3 Farm | | State and Federal Aid Receivable | |
| Principal Payments | | 4a Commercial 88 6.91 | 16,416,100.00 | Other Receivables | 91,132.72 |
| Interest Payments | 9,693.00 | 4b Industrial | | Total | 1,267,030.62 |
| DEFERRED CHARGES | 35,900.00 | 4c Apartments 2 .33 | 780,800.00 | LIABILITIES, RESERVES, AND SURPLUS | |
| SCHOOL, COUNTY, SPECIAL DISTRICT TAXES | 1,898,804.79 | Total 2176 | 237,695,267.00 | Cash Liabilities | 529,447.34 |
| RESERVE FOR UNCOLLECTED TAXES | 201,513.00 | Land Area .65 Sq. Miles | | Reserves for Receivables | 272,215.00 |
| EXPENDITURES TOTAL | 3,440,890.79 | Net Valuation Taxable-Municipal | 240,308,043 | Surplus Dec. 31, 1985 | 465,368.28 |
| | | Net Valuation Taxable-County | 251,035,083 | Total | 1,267,030.62 |
| | | State Equalized Valuation | 272,936,064 | | |
| | | State Equalization Ratio | 87.93 | | |

1921
 Population 1980 **2,418**
 Population 1985 **2,360**
 S & P Rating
 Moody Rating

General Tax Rate Per \$100. **3.77**
 State Equalized Tax Rate **2.34**

SUSSEX BOROUGH – SUSSEX COUNTY
Form of Government:
Borough Council
Number of Members on Governing Body – 6

PER CAPITA:
 Gross Debt
 Net Debt
 Debt Service
 Total Tax Levy
 Municipal Expenditures

397.25
228.57

PER CENT:
 Gross Debt
 Net Debt
 Tax Levy Collected **92.65**
 Tax Levy Cancelled, Abated
 or Adjusted

| EXPENDITURES | | REVENUES-REALIZED | | 1985 PROPERTY TAX | |
|---|---------------------|--|--|--|-------------------|
| GENERAL GOVERNMENT | | | | STATE EQUALIZED TAX RATE → | |
| Governing Body & Public Boards | | 1985 Property Taxes Collected | | Local District School Taxes | |
| Municipal Clerk | | 1985 Payments in Lieu of Taxes | | Regional & Consolidated School Tax | 1.46 |
| Financial Administration | 7,000.00 | Delinquent Tax & Lien Collections | | School Taxes in Municipal Budget | |
| Assessment of Taxes | 8,998.00 | Business Personalty Replacement Taxes | | County Taxes | .51 |
| Collection of Taxes | 5,684.00 | Taxes from Public Utilities | | County Library Taxes | .03 |
| Planning, Housing & Development | 13,208.06 | Other Miscellaneous Tax Revenues | | Local Municipal Purpose Taxes | .34 |
| Human Resources | | State Aid Revenues | | Veteran & Senior Citizen Taxes | |
| Elections | | Federal Aid Revenues | | Total Taxes for Rate Computation | 2.34 |
| General Administration (other) | 51,323.00 | State and Local Fiscal Assistance Act Utilized | | Special District Taxes | |
| JUDICIARY | | Sale of Acquired Property | | Bank Corp. Taxes | 7,861.52 |
| Municipal Courts | 19,395.00 | Other Miscellaneous Revenues | | Added and Omitted Taxes | 652.21 |
| PUBLIC SAFETY | | Total | | Total Taxes Levied - ABSTRACT | 937,519.07 |
| Fire Protection | 23,331.00 | Prior Years Surplus Appropriated | | Total Taxes Billed | 929,657.55 |
| Police Protection | 114,618.57 | REVENUES TOTAL | | 1985 TAXES COLLECTED | 861,353.13 |
| Civil Defense & Disaster Control | | Reserve For Uncollected Taxes | | 1985 Taxes Cancelled, Abated or Adjusted | |
| Environmental Inspection & Control | 4,700.00 | CAPITAL OUTLAY TOTAL | | Transfer to Tax Title Liens or Foreclosed | |
| Other Public Safety | | | | Balance Outstanding Dec. 31, 1985 | 68,304.42 |
| PUBLIC WORKS | | | | PRIOR YEARS TAXES OUTSTANDING | |
| Streets and Drainage | 95,469.64 | Public Enterprises | | Balance January 1, 1985 | 95,285.93 |
| Sewers and Sewage Processing | | Recreation—Culture | | Collected in 1985 | 75,997.83 |
| Garbage and Trash Disposal | 3,400.00 | Public Works | | Cancelled, Abated or Adjusted 1985 | |
| Public Buildings and Grounds | 7,750.00 | Buildings and Grounds | | Transfers to Tax Title Liens or Foreclosed | |
| Other Public Works | | Library and Education | | Balance December 31, 1985 | 19,288.10 |
| HEALTH and WELFARE | | Conservation | | TAX TITLE LIENS OUTSTANDING | |
| Health Services Except Environmental | 7,253.00 | All Other | | Balance January 1, 1985 | 16,152.19 |
| Welfare-Public Assistance | 1,100.00 | CAPITAL DEBT AUTHORIZED, DECEMBER 31, 1985 | | Transfer From Taxes | |
| Hospitals, Clinics, First Aid | | ISSUED AND UNISSUED GROSS DEBT NET DEBT | | Redeemed in 1985 | |
| Animal, Insect, & Rodent Control | | School | | Cancelled, Abated or Adjusted (1985) | |
| Other Welfare Services | | Self-liquidating | | Transfers to Foreclosed Property | |
| RECREATION and CONSERVATION | | Other | | Balance December 31, 1985 | 16,152.19 |
| Beaches and Boardwalks | | Total | | PROPERTY ACQUIRED BY DEED OR | |
| Parks, Playgrounds, Shade Trees | | ISSUED AND OUTSTANDING | | FORECLOSURE | |
| Land Reclamation & Conservation | | School | | Balance January 1, 1985 | 183,500.00 |
| Other Recreational Services | 2,346.00 | Self-Liquidating | | Transfers From Taxes or Liens | |
| EDUCATION (excluding schools) | | Other | | Sale for Cash (1985) | |
| Libraries | 1,500.00 | Total | | Cancelled, Abated or Adjusted (1985) | |
| Other Educational Services | | EQUALIZED VALUATION BASIS | | Balance December 31, 1985 | 183,500.00 |
| STATUTORY EXPENDITURES | | FOR NET DEBT COMPUTATION | | CURRENT FINANCES DECEMBER 31, 1985 | |
| Pensions & F. I. C. A. | 27,092.30 | REAL PROPERTY VALUATIONS | | ASSETS | |
| Employee Fringe Benefits | 13,300.00 | Code Class # of Parcels % VAL'N | | Cash Dec. 31, 1985 | 199,239.87 |
| Other Statutory Expenditures | 1,800.00 | Assessed Valuation | | Taxes Receivable | 87,592.52 |
| CETA And Other Public Employment Programs | | 1 Vacant Land 40 1.21 | | Tax Title Liens | 16,152.19 |
| MUNICIPAL FUNCTIONS TOTAL | 409,268.57 | 2 Residential 410 60.65 | | Foreclosed Property | 183,500.00 |
| CAPITAL IMPROVEMENTS *MEMO* | 4,000.00 | 3 Farm 6 .36 | | Emergencies & Other Deferred Charges | 6,500.00 |
| DEBT SERVICE | | 4a Commercial 88 23.67 | | State and Federal Aid Receivable | 54,060.00 |
| Principal Payments | | 4b Industrial 3 .51 | | Other Receivables | 84,892.51 |
| Interest Payments | | 4c Apartments 5 13.59 | | Total | 631,937.09 |
| DEFERRED CHARGES | 31,148.68 | Total 552 | | LIABILITIES, RESERVES, AND SURPLUS | |
| SCHOOL, COUNTY, SPECIAL DISTRICT TAXES | 795,592.81 | Land Area .75 Sq. Miles | | Cash Liabilities | 28,267.57 |
| RESERVE FOR UNCOLLECTED TAXES | 99,000.00 | Net Valuation Taxable-Municipal | | Reserves for Receivables | 372,137.22 |
| EXPENDITURES TOTAL | 1,335,010.06 | Net Valuation Taxable-County | | Surplus Dec. 31, 1985 | 231,532.30 |
| | | State Equalized Valuation | | Total | 631,937.09 |
| | | State Equalization Ratio | | | |

0817
 Population 1980 **2,031**
 Population 1985 **2,085**
 S & P Rating
 Moody Rating

General Tax Rate Per \$100. **2.91**
 State Equalized Tax Rate **2.30**

SWEDESBORO BORO. - GLOUCESTER CO.
Form of Government:
Borough Council
Number of Members on Governing Body - 6

PER CAPITA:
 Gross Debt **157.10**
 Net Debt **113.67**
 Debt Service **6.94**
 Total Tax Levy **425.39**
 Municipal Expenditures **282.72**

PER CENT:
 Gross Debt **1.08**
 Net Debt **.78**
 Tax Levy Collected **85.62**
 Tax Levy Cancelled, Abated or Adjusted **.86**

| EXPENDITURES | | REVENUES-REALIZED | | 1985 PROPERTY TAX | |
|---|--------------|--|--------------------|--|-----------------|
| GENERAL GOVERNMENT | | | | STATE EQUALIZED TAX RATE | |
| Governing Body & Public Boards | 16,150.00 | 1985 Property Taxes Collected | 755,518.69 | Local District School Taxes | .83 284,639.01 |
| Municipal Clerk | 16,880.00 | 1985 Payments in Lieu of Taxes | | Regional & Consolidated School Tax | .73 251,951.19 |
| Financial Administration | 13,312.00 | Delinquent Tax & Lien Collections | 138,925.34 | School Taxes in Municipal Budget | |
| Assessment of Taxes | 5,724.00 | Business Personalty Replacement Taxes | 86,783.12 | County Taxes | .68 233,459.49 |
| Collection of Taxes | 7,652.00 | Taxes from Public Utilities | 132,217.00 | County Library Taxes | .02 7,254.18 |
| Planning, Housing & Development | 4,223.10 | Other Miscellaneous Tax Revenues | | Local Municipal Purpose Taxes | .04 13,044.42 |
| Human Resources | | State Aid Revenues | 16,213.11 | Veteran & Senior Citizen Taxes | |
| Elections | 500.00 | Federal Aid Revenues | | Total Taxes for Rate Computation | 2.30 817,998.29 |
| General Administration (other) | 62,033.15 | State and Local Fiscal Assistance Act Utilized | 17,668.00 | Special District Taxes | |
| JUDICIARY | | Sale of Acquired Property | | Bank Corp. Taxes | |
| Municipal Courts | 12,040.00 | Other Miscellaneous Revenues | 110,644.46 | Added and Omitted Taxes | |
| PUBLIC SAFETY | | Total | 1,257,969.72 | Total Taxes Levied - ABSTRACT | 886,934.59 |
| Fire Protection | 33,472.00 | Prior Years Surplus Appropriated | 195,000.00 | Total Taxes Billed | 882,391.54 |
| Police Protection | 119,059.08 | REVENUES TOTAL | 1,452,969.72 | 1985 TAXES COLLECTED | 755,518.69 |
| Civil Defense & Disaster Control | 900.00 | Reserve For Uncollected Taxes | 129,302.00 | 1985 Taxes Cancelled, Abated or Adjusted | 7,562.75 |
| Environmental Inspection & Control | 7,802.00 | CAPITAL OUTLAY TOTAL | 8,020.00 | Transfer to Tax Title Liens or Foreclosed | 11,793.14 |
| Other Public Safety | | | | Balance Outstanding Dec. 31, 1985 | 107,516.96 |
| PUBLIC WORKS | | | | PRIOR YEARS TAXES OUTSTANDING | |
| Streets and Drainage | 56,870.82 | Public Enterprises | 150.00 | Balance January 1, 1985 | 119,886.20 |
| Sewers and Sewage Processing | | Recreation—Culture | | Collected in 1985 | 112,623.93 |
| Garbage and Trash Disposal | 15,000.00 | Public Works | 7,870.00 | Cancelled, Abated or Adjusted 1985 | |
| Public Buildings and Grounds | 1,100.00 | Buildings and Grounds | | Transfers to Tax Title Liens or Foreclosed | 1,857.45 |
| Other Public Works | | Library and Education | | Balance December 31, 1985 | 5,404.82 |
| HEALTH and WELFARE | | Conservation | | TAX TITLE LIENS OUTSTANDING | |
| Health Services Except Environmental | 1,947.00 | All Other | | Balance January 1, 1985 | 30,070.25 |
| Welfare-Public Assistance | 6,005.00 | CAPITAL DEBT AUTHORIZED, DECEMBER 31, 1985 | | Transfer From Taxes | 13,951.08 |
| Hospitals, Clinics, First Aid | | ISSUED AND UNISSUED GROSS DEBT NET DEBT | | Redeemed in 1985 | 26,301.41 |
| Animal, Insect, & Rodent Control | 2,340.00 | School 90,558 | | Cancelled, Abated or Adjusted (1985) | |
| Other Welfare Services | | Self-liquidating 129,000 | 129,000 | Transfers to Foreclosed Property | 4,351.73 |
| RECREATION and CONSERVATION | | Other 108,000 | 108,000 | Balance December 31, 1985 | 13,368.19 |
| Beaches and Boardwalks | | Total 327,558 | 237,000 | PROPERTY ACQUIRED BY DEED OR FORECLOSURE | |
| Parks, Playgrounds, Shade Trees | 2,800.00 | ISSUED AND OUTSTANDING | | Balance January 1, 1985 | 181,698.27 |
| Land Reclamation & Conservation | | School 78,125.31 | | Transfers From Taxes or Liens | 4,351.73 |
| Other Recreational Services | 2,500.00 | Self-Liquidating 51,000.00 | | Sale for Cash (1985) | |
| EDUCATION (excluding schools) | | Other | | Cancelled, Abated or Adjusted (1985) | |
| Libraries | 5,000.00 | Total 129,125.31 | | Balance December 31, 1985 | 186,050.00 |
| Other Educational Services | | EQUALIZED VALUATION BASIS | | CURRENT FINANCES DECEMBER 31, 1985 | |
| STATUTORY EXPENDITURES | | FOR NET DEBT COMPUTATION | 30,281,833 | ASSETS | |
| Pensions & F. I. C. A. | 26,700.00 | REAL PROPERTY VALUATIONS | | Cash Dec. 31, 1985 | 371,766.45 |
| Employee Fringe Benefits | 21,300.00 | Code Class # of Parcels % VAL'N | ASSESSED VALUATION | Taxes Receivable | 112,921.78 |
| Other Statutory Expenditures | 2,500.00 | 1 Vacant Land 61 1.04 | 268,800.00 | Tax Title Liens | 13,368.19 |
| CETA And Other Public Employment Programs | | 2 Residential 552 68.12 | 17,534,600.00 | Foreclosed Property | 186,050.00 |
| MUNICIPAL FUNCTIONS TOTAL | 443,810.15 | 3 Farm 15 1.03 | 265,900.00 | Emergencies & Other Deferred Charges | 851.28 |
| CAPITAL IMPROVEMENTS *MEMO* | 100.00 | 4a Commercial 89 22.78 | 5,863,400.00 | State and Federal Aid Receivable | 3,587.85 |
| DEBT SERVICE | | 4b Industrial 6 5.74 | 1,477,000.00 | Other Receivables | 55,949.35 |
| Principal Payments | 13,500.00 | 4c Apartments 8 1.29 | 332,600.00 | Total | 744,494.90 |
| Interest Payments | 965.25 | Total 731 | 25,742,300.00 | LIABILITIES, RESERVES, AND SURPLUS | |
| DEFERRED CHARGES | 1,890.29 | Land Area .77 Sq. Miles | | Cash Liabilities | 83,657.68 |
| SCHOOL, COUNTY, SPECIAL DISTRICT TAXES | 868,651.03 | Net Valuation Taxable-Municipal | 27,245,051 | Reserves for Receivables | 368,289.32 |
| RESERVE FOR UNCOLLECTED TAXES | 129,302.00 | Net Valuation Taxable-County | 35,012,089 | Surplus Dec. 31, 1985 | 292,547.90 |
| EXPENDITURES TOTAL | 1,458,118.72 | State Equalized Valuation | 34,099,113 | Total | 744,494.90 |
| | | State Equalization Ratio | 78.99 | | |

0335
 Population 1980 **6,236**
 Population 1985 **6,802**
 S & P Rating
 Moody Rating **BAA1**

General Tax Rate Per \$100.
2.30
 State Equalized Tax Rate
2.11

TABERNACLE TWP. - BURLINGTON CO.
Form of Government:
Township Committee
Number of Members on Governing Body - 3

PER CAPITA:
 Gross Debt **887.55**
 Net Debt **202.15**
 Debt Service **52.93**
 Total Tax Levy **523.69**
 Municipal Expenditures **215.91**
 PER CENT:
 Gross Debt **4.00**
 Net Debt **.91**
 Tax Levy Collected **91.44**
 Tax Levy Cancelled, Abated or Adjusted **.21**

| EXPENDITURES | | REVENUES-REALIZED | | 1985 PROPERTY TAX | |
|---|---------------------|--|-----------------------|---|---------------------|
| GENERAL GOVERNMENT | | | | STATE EQUALIZED TAX RATE 2.11 | |
| Governing Body & Public Boards | | 1985 Property Taxes Collected | 3,256,126.57 | Local District School Taxes .95 | 1,576,685.00 |
| Municipal Clerk | | 1985 Payments in Lieu of Taxes | | Regional & Consolidated School Tax .45 | 746,069.14 |
| Financial Administration | 26,500.00 | Delinquent Tax & Lien Collections | 219,928.02 | School Taxes in Municipal Budget | |
| Assessment of Taxes | 13,776.00 | Business Personalty Replacement Taxes | 14,853.28 | County Taxes | .55 |
| Collection of Taxes | 61,913.00 | Taxes from Public Utilities | 317,237.00 | County Library Taxes | .03 |
| Planning, Housing & Development | 33,300.00 | Other Miscellaneous Tax Revenues | | Local Municipal Purpose Taxes | .12 |
| Human Resources | 800.00 | State Aid Revenues | 17,022.08 | Veteran & Senior Citizen Taxes | |
| Elections | | Federal Aid Revenues | | Total Taxes for Rate Computation | 2.10 |
| General Administration (other) | 171,962.00 | State and Local Fiscal Assistance Act Utilized | 26,402.23 | Special District Taxes | 31,400.00 |
| JUDICIARY | | Sale of Acquired Property | | Bank Corp. Taxes | 2,015.39 |
| Municipal Courts | 18,900.00 | Other Miscellaneous Revenues | 327,885.12 | Added and Omitted Taxes | 48,206.47 |
| PUBLIC SAFETY | | Total | 4,179,454.30 | Total Taxes Levied - ABSTRACT | 3,562,111.97 |
| Fire Protection | 25,000.00 | Prior Years Surplus Appropriated | 554,476.99 | Total Taxes Billed | 3,560,878.29 |
| Police Protection | 33,500.00 | REVENUES TOTAL | 4,733,931.29 | 1985 TAXES COLLECTED | 3,256,126.57 |
| Civil Defense & Disaster Control | 3,000.00 | Reserve For Uncollected Taxes | 320,927.96 | 1985 Taxes Cancelled, Abated or Adjusted | 7,388.33 |
| Environmental Inspection & Control | 27,600.00 | CAPITAL OUTLAY TOTAL | 351,769.08 | Transfer to Tax Title Liens or Foreclosed | |
| Other Public Safety | | | | Balance Outstanding Dec. 31, 1985 | 297,363.39 |
| PUBLIC WORKS | | | | PRIOR YEARS TAXES OUTSTANDING | |
| Streets and Drainage | 20,000.00 | Public Enterprises | | Balance January 1, 1985 | 220,824.44 |
| Sewers and Sewage Processing | 12,500.00 | Recreation—Culture | | Collected in 1985 | 209,490.73 |
| Garbage and Trash Disposal | 25,000.00 | Public Works | 351,769.08 | Cancelled, Abated or Adjusted 1985 | |
| Public Buildings and Grounds | 242,800.00 | Buildings and Grounds | | Transfers to Tax Title Liens or Foreclosed | |
| Other Public Works | | Library and Education | | Balance December 31, 1985 | 11,333.71 |
| HEALTH and WELFARE | | Conservation | | TAX TITLE LIENS OUTSTANDING | |
| Health Services Except Environmental | 890.00 | All Other | | Balance January 1, 1985 | 67,262.68 |
| Welfare-Public Assistance | 2,650.00 | CAPITAL DEBT AUTHORIZED, DECEMBER 31, 1985 | | Transfer From Taxes | |
| Hospitals, Clinics, First Aid | | ISSUED AND UNISSUED | | Redeemed in 1985 | 10,437.29 |
| Animal, Insect, & Rodent Control | 1,200.00 | GROSS DEBT | 4,662,134 | Cancelled, Abated or Adjusted (1985) | |
| Other Welfare Services | 350.00 | School | | Transfers to Foreclosed Property | |
| RECREATION and CONSERVATION | | Self-liquidating | 1,375,000 | Balance December 31, 1985 | 56,825.39 |
| Beaches and Boardwalks | | Other | 6,037,134 | PROPERTY ACQUIRED BY DEED OR | |
| Parks, Playgrounds, Shade Trees | | Total | 1,375,000 | FORECLOSURE | |
| Land Reclamation & Conservation | | ISSUED AND OUTSTANDING | | Balance January 1, 1985 | 37,178.00 |
| Other Recreational Services | 10,000.00 | School | 4,635,286.13 | Transfers From Taxes or Liens | |
| EDUCATION (excluding schools) | | Self-liquidating | | Sale for Cash (1985) | |
| Libraries | | Other | 1,375,000.00 | Cancelled, Abated or Adjusted (1985) | |
| Other Educational Services | | Total | 6,010,286.13 | Balance December 31, 1985 | 37,178.00 |
| STATUTORY EXPENDITURES | | EQUALIZED VALUATION BASIS | | CURRENT FINANCES DECEMBER 31, 1985 | |
| Pensions & F. I. C. A. | 32,085.00 | FOR NET DEBT COMPUTATION | 150,832,513 | ASSETS | |
| Employee Fringe Benefits | 20,300.00 | REAL PROPERTY VALUATIONS | | Cash Dec. 31, 1985 | 2,152,255.05 |
| Other Statutory Expenditures | 2,700.00 | Code Class # of Parcels % VAL'N | | Taxes Receivable | 308,697.10 |
| CETA And Other Public Employment Programs | | 1 Vacant Land 595 5.61 | 8,438,300.00 | Tax Title Liens | 56,825.39 |
| MUNICIPAL FUNCTIONS TOTAL | 786,726.00 | 2 Residential 1799 87.55 | 131,672,800.00 | Foreclosed Property | 37,178.00 |
| CAPITAL IMPROVEMENTS *MEMO* | | 3 Farm 241 3.65 | 5,488,150.00 | Emergencies & Other Deferred Charges | 6,420.00 |
| DEBT SERVICE | | 4a Commercial 47 3.03 | 4,563,200.00 | State and Federal Aid Receivable | 1,502.43 |
| Principal Payments | 131,745.00 | 4b Industrial 3 .15 | 228,400.00 | Other Receivables | 62,906.54 |
| Interest Payments | 228,266.12 | 4c Apartments | | Total | 2,625,784.51 |
| DEFERRED CHARGES | 945.13 | Total 2685 | 150,390,850.00 | LIABILITIES, RESERVES, AND SURPLUS | |
| SCHOOL, COUNTY, SPECIAL DISTRICT TAXES | 3,320,385.97 | Land Area 47.64 Sq. Miles | 151,538,885 | Cash Liabilities | 1,396,390.20 |
| RESERVE FOR UNCOLLECTED TAXES | 320,927.96 | Net Valuation Taxable-Municipal | 152,746,839 | Reserves for Receivables | 465,607.03 |
| EXPENDITURES TOTAL | 4,788,996.18 | Net Valuation Taxable-County | 165,401,912 | Surplus Dec. 31, 1985 | 763,787.28 |
| | | State Equalized Valuation | 91.56 | Total | 2,625,784.51 |
| | | State Equalization Ratio | | | |

0433
Population 1980
Population 1985
S & P Rating
Moody Rating

9
7

General Tax Rate Per \$100.

State Equalized Tax Rate
1.56
2.00

TAVISTOCK BOROUGH - CAMDEN COUNTY
Form of Government:
Commission (1911)
Number of Members on Governing Body - 3

PER CAPITA:

Gross Debt
Net Debt
Debt Service
Total Tax Levy
Municipal Expenditures

6,179.93
1,826.32

PER CENT:

Gross Debt
Net Debt
Tax Levy Collected
Tax Levy Cancelled, Abated
or Adjusted

100.00

| EXPENDITURES | | REVENUES-REALIZED | | 1985 PROPERTY TAX | |
|---|-----------|--|--------------|--|----------------|
| GENERAL GOVERNMENT | | | | STATE EQUALIZED TAX RATE | |
| Governing Body & Public Boards | | 1985 Property Taxes Collected | 43,310.25 | Local District School Taxes | |
| Municipal Clerk | | 1985 Payments in Lieu of Taxes | | Regional & Consolidated School Tax | |
| Financial Administration | | Delinquent Tax & Lien Collections | | School Taxes in Municipal Budget | |
| Assessment of Taxes | 900.00 | Business Personalty Replacement Taxes | 2,316.40 | County Taxes | 1.57 33,960.39 |
| Collection of Taxes | 850.00 | Taxes from Public Utilities | 1,083.00 | County Library Taxes | .04 799.09 |
| Planning, Housing & Development | | Other Miscellaneous Tax Revenues | | Local Municipal Purpose Taxes | .39 8,500.00 |
| Human Resources | | State Aid Revenues | 101.12 | Veteran & Senior Citizen Taxes | |
| Elections | 1,476.65 | Federal Aid Revenues | | Total Taxes for Rate Computation | 2.00 43,259.48 |
| General Administration (other) | 3,229.90 | State and Local Fiscal Assistance Act Utilized | | Special District Taxes | |
| JUDICIARY | | Sale of Acquired Property | | Bank Corp. Taxes | |
| Municipal Courts | | Other Miscellaneous Revenues | 448.97 | Added and Omitted Taxes | |
| PUBLIC SAFETY | | Total | 47,259.74 | Total Taxes Levied - ABSTRACT | 43,259.48 |
| Fire Protection | 650.00 | Prior Years Surplus Appropriated | 716.71 | Total Taxes Billed | 43,310.25 |
| Police Protection | 1,100.00 | REVENUES TOTAL | 47,976.45 | 1985 TAXES COLLECTED | 43,310.25 |
| Civil Defense & Disaster Control | | Reserve For Uncollected Taxes | | 1985 Taxes Cancelled, Abated or Adjusted | |
| Environmental Inspection & Control | | CAPITAL OUTLAY TOTAL | | Transfer to Tax Title Liens or Foreclosed | |
| Other Public Safety | | Public Enterprises | | Balance Outstanding Dec. 31, 1985 | |
| PUBLIC WORKS | 4,175.00 | Recreation—Culture | | PRIOR YEARS TAXES OUTSTANDING | |
| Streets and Drainage | | Public Works | | Balance January 1, 1985 | |
| Sewers and Sewage Processing | | Buildings and Grounds | | Collected in 1985 | |
| Garbage and Trash Disposal | | Library and Education | | Cancelled, Abated or Adjusted 1985 | |
| Public Buildings and Grounds | | Conservation | | Transfers to Tax Title Liens or Foreclosed | |
| Other Public Works | | All Other | | Balance December 31, 1985 | |
| HEALTH and WELFARE | | CAPITAL DEBT AUTHORIZED, DECEMBER 31, 1985 | | TAX TITLE LIENS OUTSTANDING | |
| Health Services Except Environmental | | ISSUED AND UNISSUED GROSS DEBT | | Balance January 1, 1985 | |
| Welfare-Public Assistance | | School | | Transfer From Taxes | |
| Hospitals, Clinics, First Aid | | Self-liquidating | | Redeemed in 1985 | |
| Animal, Insect, & Rodent Control | | Other | | Cancelled, Abated or Adjusted (1985) | |
| Other Welfare Services | | Total | | Transfers to Foreclosed Property | |
| RECREATION and CONSERVATION | | ISSUED AND OUTSTANDING | | Balance December 31, 1985 | |
| Beaches and Boardwalks | | School | | PROPERTY ACQUIRED BY DEED OR | |
| Parks, Playgrounds, Shade Trees | | Self-Liquidating | | FORECLOSURE | |
| Land Reclamation & Conservation | | Other | | Balance January 1, 1985 | |
| Other Recreational Services | | Total | | Transfers From Taxes or Liens | |
| EDUCATION (excluding schools) | | EQUALIZED VALUATION BASIS | | Sale for Cash (1985) | |
| Libraries | | FOR NET DEBT COMPUTATION | 1,531,322 | Cancelled, Abated or Adjusted (1985) | |
| Other Educational Services | | REAL PROPERTY VALUATIONS | | Balance December 31, 1985 | |
| STATUTORY EXPENDITURES | | Code Class # of Parcels % VAL'N | | CURRENT FINANCES DECEMBER 31, 1985 | |
| Pensions & F. I. C. A. | 350.00 | | | ASSETS | |
| Employee Fringe Benefits | 52.70 | 1 Vacant Land | | Cash Dec. 31, 1985 | 4,305.11 |
| Other Statutory Expenditures | | 2 Residential 3 29.35 | 816,000.00 | Taxes Receivable | |
| CETA And Other Public Employment Programs | | 3 Farm | | Tax Title Liens | |
| MUNICIPAL FUNCTIONS TOTAL | 12,784.25 | 4a Commercial 11 70.65 | 1,964,300.00 | Foreclosed Property | |
| CAPITAL IMPROVEMENTS *MEMO* | | 4b Industrial | | Emergencies & Other Deferred Charges | |
| DEBT SERVICE | | 4c Apartments | | State and Federal Aid Receivable | |
| Principal Payments | | Total 14 | 2,780,300.00 | Other Receivables | |
| Interest Payments | | Land Area .27 Sq. Miles | | Total | 4,305.11 |
| DEFERRED CHARGES | | Net Valuation Taxable-Municipal | 2,785,223 | LIABILITIES, RESERVES, AND SURPLUS | |
| SCHOOL, COUNTY, SPECIAL DISTRICT TAXES | 34,759.48 | Net Valuation Taxable-County | 2,936,524 | Cash Liabilities | 980.55 |
| RESERVE FOR UNCOLLECTED TAXES | | State Equalized Valuation | 2,168,412 | Reserves for Receivables | |
| EXPENDITURES TOTAL | 47,543.73 | State Equalization Ratio | 128.51 | Surplus Dec. 31, 1985 | 3,324.56 |
| | | | | Total | 4,305.11 |

0260
 Population 1980 **39,007**
 Population 1985 **38,514**
 S & P Rating
 Moody Rating **AA**

General Tax Rate Per \$100. **3.45**
 State Equalized Tax Rate **2.81**

TEANECK TOWNSHIP – BERGEN COUNTY
Form of Government:
Council-Manager (1923)
Number of Members on Governing Body – 5

PER CAPITA:
 Gross Debt **192.25**
 Net Debt **104.81**
 Debt Service **20.19**
 Total Tax Levy **1,075.46**
 Municipal Expenditures **497.94**

PER CENT:
 Gross Debt **.58**
 Net Debt **.32**
 Tax Levy Collected **96.22**
 Tax Levy Cancelled, Abated or Adjusted **1.07**

| EXPENDITURES | | REVENUES-REALIZED | | 1985 PROPERTY TAX | |
|---|----------------------|--|-------------------------|---|---------------------------|
| GENERAL GOVERNMENT | | | | STATE EQUALIZED TAX RATE 1.59 | |
| Governing Body & Public Boards | | 1985 Property Taxes Collected | 39,824,412.65 | Local District School Taxes | 23,045,229.62 |
| Municipal Clerk | | 1985 Payments in Lieu of Taxes | | Regional & Consolidated School Tax | |
| Financial Administration | 304,097.00 | Delinquent Tax & Lien Collections | 665,864.83 | School Taxes in Municipal Budget | |
| Assessment of Taxes | 157,746.00 | Business Personalty Replacement Taxes | 373,333.32 | County Taxes | .36 5,281,527.58 |
| Collection of Taxes | | Taxes from Public Utilities | 2,345,712.00 | County Library Taxes | |
| Planning, Housing & Development | 108,498.00 | Other Miscellaneous Tax Revenues | | Local Municipal Purpose Taxes | .85 12,290,703.00 |
| Human Resources | 30,817.00 | State Aid Revenues | 453,392.85 | Veteran & Senior Citizen Taxes | 305,700.00 |
| Elections | 7,660.00 | Federal Aid Revenues | | Total Taxes for Rate Computation | 2.80 40,923,160.20 |
| General Administration (other) | 1,732,140.00 | State and Local Fiscal Assistance Act Utilized | 465,404.03 | Special District Taxes | |
| JUDICIARY | | Sale of Acquired Property | 324,200.00 | Bank Corp. Taxes | 75,648.43 |
| Municipal Courts | 161,803.00 | Other Miscellaneous Revenues | 1,884,918.49 | Added and Omitted Taxes | 727,171.31 |
| PUBLIC SAFETY | | Total | 46,337,238.17 | Total Taxes Levied - ABSTRACT | 41,420,279.94 |
| Fire Protection | 3,078,695.00 | Prior Years Surplus Appropriated | 2,000,000.00 | Total Taxes Billed | 41,389,090.38 |
| Police Protection | 3,315,457.00 | REVENUES TOTAL | 48,337,238.17 | 1985 TAXES COLLECTED | 39,824,412.65 |
| Civil Defense & Disaster Control | 1,360.00 | Reserve For Uncollected Taxes | 1,007,063.74 | 1985 Taxes Cancelled, Abated or Adjusted | 442,032.07 |
| Environmental Inspection & Control | 172,397.00 | CAPITAL OUTLAY TOTAL | 1,131,131.51 | Transfer to Tax Title Liens or Foreclosed | 2,925.60 |
| Other Public Safety | | | | Balance Outstanding Dec. 31, 1985 | 1,119,720.06 |
| PUBLIC WORKS | | | | PRIOR YEARS TAXES OUTSTANDING | |
| Streets and Drainage | 1,384,058.00 | Public Enterprises | | Balance January 1, 1985 | 688,350.44 |
| Sewers and Sewage Processing | 1,325,850.00 | Recreation—Culture | 12,500.00 | Collected in 1985 | 623,249.30 |
| Garbage and Trash Disposal | 250,810.00 | Public Works | 543,954.05 | Cancelled, Abated or Adjusted 1985 | 633.04 |
| Public Buildings and Grounds | 852,365.00 | Buildings and Grounds | 547,122.46 | Transfers to Tax Title Liens or Foreclosed | |
| Other Public Works | 194,800.00 | Library and Education | 27,555.00 | Balance December 31, 1985 | 64,468.10 |
| HEALTH and WELFARE | | Conservation | | TAX TITLE LIENS OUTSTANDING | |
| Health Services Except Environmental | 280,493.00 | All Other | | Balance January 1, 1985 | 48,887.78 |
| Welfare-Public Assistance | 32,151.00 | CAPITAL DEBT AUTHORIZED, DECEMBER 31, 1985 | | Transfer From Taxes | 2,925.60 |
| Hospitals, Clinics, First Aid | 25,000.00 | ISSUED AND UNISSUED GROSS DEBT | | Redeemed in 1985 | 42,615.53 |
| Animal, Insect, & Rodent Control | | School | 3,240,000 | Cancelled, Abated or Adjusted (1985) | |
| Other Welfare Services | | Self-liquidating | | Transfers to Foreclosed Property | |
| RECREATION and CONSERVATION | | Other | 4,164,270 | Balance December 31, 1985 | 9,197.85 |
| Beaches and Boardwalks | | Total | 7,404,270 | PROPERTY ACQUIRED BY DEED OR | |
| Parks, Playgrounds, Shade Trees | 405,869.00 | ISSUED AND OUTSTANDING | | FORECLOSURE | |
| Land Reclamation & Conservation | 320.00 | School | 3,240,000.00 | Balance January 1, 1985 | 684,632.00 |
| Other Recreational Services | 494,230.00 | Self-Liquidating | | Transfers From Taxes or Liens | |
| EDUCATION (excluding schools) | | Other | 1,743,000.00 | Sale for Cash (1985) | |
| Libraries | 693,983.00 | Total | 4,983,000.00 | Cancelled, Abated or Adjusted (1985) | 354,700.00 |
| Other Educational Services | | EQUALIZED VALUATION BASIS | | Balance December 31, 1985 | 329,932.00 |
| STATUTORY EXPENDITURES | | FOR NET DEBT COMPUTATION | 1,276,988,637 | CURRENT FINANCES DECEMBER 31, 1985 | |
| Pensions & F. I. C. A. | 1,651,000.00 | REAL PROPERTY VALUATIONS | | ASSETS | |
| Employee Fringe Benefits | 531,420.00 | Code Class # of Parcels % VAL'N | | Cash Dec. 31, 1985 | 5,804,258.55 |
| Other Statutory Expenditures | | 1 Vacant Land 116 .47 | 5,537,800.00 | Taxes Receivable | 1,184,188.16 |
| CETA And Other Public Employment Programs | | 2 Residential 10861 82.11 | 963,844,600.00 | Tax Title Liens | 9,197.85 |
| MUNICIPAL FUNCTIONS TOTAL | 17,193,019.00 | 3 Farm | | Foreclosed Property | 329,932.00 |
| CAPITAL IMPROVEMENTS *MEMO* | 222,400.00 | 4a Commercial 359 12.82 | 150,533,000.00 | Emergencies & Other Deferred Charges | |
| DEBT SERVICE | | 4b Industrial 19 1.99 | 23,336,600.00 | State and Federal Aid Receivable | 6,284.91 |
| Principal Payments | 728,680.00 | 4c Apartments 70 2.61 | 30,600,000.00 | Other Receivables | 447,977.13 |
| Interest Payments | 49,080.00 | Total 11425 | 1,173,852,000.00 | Total | 7,781,838.60 |
| DEFERRED CHARGES | 200,000.00 | Land Area 5.90 Sq. Miles | | LIABILITIES, RESERVES, AND SURPLUS | |
| SCHOOL, COUNTY, SPECIAL DISTRICT TAXES | 28,326,757.20 | Net Valuation Taxable-Municipal | 1,178,552,350 | Cash Liabilities | 2,680,490.35 |
| RESERVE FOR UNCOLLECTED TAXES | 1,007,063.74 | Net Valuation Taxable-County | 1,305,271,216 | Reserves for Receivables | 1,960,225.14 |
| EXPENDITURES TOTAL | 47,504,599.94 | State Equalized Valuation | 1,447,143,453 | Surplus Dec. 31, 1985 | 3,141,123.11 |
| | | State Equalization Ratio | 81.38 | Total | 7,781,838.60 |

0261
 Population 1980 **13,552**
 Population 1985 **13,408**
 S & P Rating
 Moody Rating **AA**

General Tax Rate Per \$100. **2.51**
 State Equalized Tax Rate **2.13**

TENAFLY BOROUGH – BERGEN COUNTY
Form of Government:
Borough Council
Number of Members on Governing Body – 6

PER CAPITA:
 Gross Debt **787.57**
 Net Debt **591.49**
 Debt Service **62.77**
 Total Tax Levy **1,486.31**
 Municipal Expenditures **617.29**

PER CENT:
 Gross Debt **1.29**
 Net Debt **.97**
 Tax Levy Collected **98.56**
 Tax Levy Cancelled, Abated or Adjusted **.07**

| EXPENDITURES | | REVENUES-REALIZED | | 1985 PROPERTY TAX | |
|--|----------------------|--|-----------------------|--|----------------------|
| GENERAL GOVERNMENT | | | | STATE EQUALIZED TAX RATE 2.13 | |
| Governing Body & Public Boards | | 1985 Property Taxes Collected | 19,612,641.54 | Local District School Taxes | 10,670,714.00 |
| Municipal Clerk | 79,635.00 | 1985 Payments in Lieu of Taxes | | Regional & Consolidated School Tax | |
| Financial Administration | 19,100.00 | Delinquent Tax & Lien Collections | 261,745.18 | School Taxes in Municipal Budget | |
| Assessment of Taxes | 63,790.00 | Business Personalty Replacement Taxes | 146,394.24 | County Taxes | 3,274,841.33 |
| Collection of Taxes | 116,545.00 | Taxes from Public Utilities | 1,082,662.00 | County Library Taxes | |
| Planning, Housing & Development | 11,100.00 | Other Miscellaneous Tax Revenues | | Local Municipal Purpose Taxes | 5,835,105.16 |
| Human Resources | 14,990.00 | State Aid Revenues | 123,978.07 | Veteran & Senior Citizen Taxes | 93,900.00 |
| Elections | 3,350.00 | Federal Aid Revenues | | Total Taxes for Rate Computation | 19,874,560.49 |
| General Administration (other) | 478,165.00 | State and Local Fiscal Assistance Act Utilized | 84,100.00 | Special District Taxes | |
| JUDICIARY | | Sale of Acquired Property | | Bank Corp. Taxes | 61,957.56 |
| Municipal Courts | 27,320.00 | Other Miscellaneous Revenues | 432,891.86 | Added and Omitted Taxes | 85,859.07 |
| PUBLIC SAFETY | | Total | 21,744,412.89 | Total Taxes Levied - ABSTRACT | 19,928,477.12 |
| Fire Protection | 194,720.10 | Prior Years Surplus Appropriated | 700,000.00 | Total Taxes Billed | 19,898,390.39 |
| Police Protection | 1,390,250.00 | REVENUES TOTAL | 22,444,412.89 | 1985 TAXES COLLECTED | 19,612,641.54 |
| Civil Defense & Disaster Control | 2,775.00 | Reserve For Uncollected Taxes | 540,023.39 | 1985 Taxes Cancelled, Abated or Adjusted | 13,001.80 |
| Environmental Inspection & Control | 97,760.00 | CAPITAL OUTLAY TOTAL | 354,976.02 | Transfer to Tax Title Liens or Foreclosed | 112.95 |
| Other Public Safety | | Public Enterprises | | Balance Outstanding Dec. 31, 1985 | 272,634.10 |
| PUBLIC WORKS | | Recreation—Culture | 18,156.24 | PRIOR YEARS TAXES OUTSTANDING | |
| Streets and Drainage | 823,770.00 | Public Works | 226,102.01 | Balance January 1, 1985 | 262,349.39 |
| Sewers and Sewage Processing | 630,352.62 | Buildings and Grounds | 110,717.77 | Collected in 1985 | 261,745.18 |
| Garbage and Trash Disposal | 1,094,000.00 | Library and Education | | Cancelled, Abated or Adjusted 1985 | |
| Public Buildings and Grounds | 58,000.00 | Conservation | | Transfers to Tax Title Liens or Foreclosed | |
| Other Public Works | 72,500.00 | All Other | | Balance December 31, 1985 | 604.21 |
| HEALTH and WELFARE | | CAPITAL DEBT AUTHORIZED, DECEMBER 31, 1985 | | TAX TITLE LIENS OUTSTANDING | |
| Health Services Except Environmental | 78,740.00 | ISSUED AND UNISSUED GROSS DEBT NET DEBT | | Balance January 1, 1985 | 1,755.40 |
| Welfare-Public Assistance | 11,550.00 | School | 2,629,000 | Transfer From Taxes | 112.95 |
| Hospitals, Clinics, First Aid | | Self-liquidating | | Redeemed in 1985 | |
| Animal, Insect, & Rodent Control | 2,000.00 | Other | 7,930,724 | Cancelled, Abated or Adjusted (1985) | |
| Other Welfare Services | | Total | 10,559,724 | Transfers to Foreclosed Property | |
| RECREATION and CONSERVATION | | ISSUED AND OUTSTANDING | | Balance December 31, 1985 | 1,868.35 |
| Beaches and Boardwalks | | School | 2,629,000.00 | PROPERTY ACQUIRED BY DEED OR | |
| Parks, Playgrounds, Shade Trees | 303,065.00 | Self-Liquidating | | FORECLOSURE | |
| Parks, Playgrounds, Shade Trees | 8,600.00 | Other | 6,768,025.00 | Balance January 1, 1985 | 18,200.00 |
| Land Reclamation & Conservation | 164,405.00 | Total | 9,397,025.00 | Transfers From Taxes or Liens | |
| Other Recreational Services | | EQUALIZED VALUATION BASIS FOR NET DEBT COMPUTATION | 821,440,161 | Sale for Cash (1985) | |
| EDUCATION (excluding schools) | | REAL PROPERTY VALUATIONS | | Cancelled, Abated or Adjusted (1985) | |
| Libraries | 263,250.00 | Code Class # of Parcels % VAL'N | | Balance December 31, 1985 | 18,200.00 |
| Other Educational Services | | 1 Vacant Land 116 .76 | 6,016,700.00 | CURRENT FINANCES DECEMBER 31, 1985 | |
| STATUTORY EXPENDITURES | | 2 Residential 4156 89.72 | 706,589,600.00 | ASSETS | |
| Pensions & F. I. C. A. | 559,306.00 | 3 Farm | | Cash Dec. 31, 1985 | 2,073,471.48 |
| Employee Fringe Benefits | 221,105.00 | 4a Commercial 186 7.66 | 60,346,800.00 | Taxes Receivable | 273,238.31 |
| Other Statutory Expenditures | 10,000.00 | 4b Industrial 15 .86 | 6,804,800.00 | Tax Title Liens | 1,868.35 |
| CETA And Other Public Employment Programs | | 4c Apartments 10 .99 | 7,765,800.00 | Foreclosed Property | 18,200.00 |
| MUNICIPAL FUNCTIONS | | Total 4483 | 787,523,700.00 | Emergencies & Other Deferred Charges | 54,820.15 |
| CAPITAL IMPROVEMENTS | *MEMO* 100.00 | Land Area 4.40 Sq. Miles | | State and Federal Aid Receivable | |
| DEBT SERVICE | | Net Valuation Taxable-Municipal | 789,343,877 | Other Receivables | 34,762.14 |
| Principal Payments | 423,000.00 | Net Valuation Taxable-County | 811,949,956 | Total | 2,456,360.43 |
| Interest Payments | 418,651.94 | State Equalized Valuation | 931,380,729 | LIABILITIES, RESERVES, AND SURPLUS | |
| DEFERRED CHARGES | | State Equalization Ratio | 84.72 | Cash Liabilities | 821,377.57 |
| SCHOOL, COUNTY, SPECIAL DISTRICT TAXES | 13,945,555.33 | | | Reserves for Receivables | 309,799.75 |
| RESERVE FOR UNCOLLECTED TAXES | 540,023.39 | | | Surplus Dec. 31, 1985 | 1,325,183.11 |
| EXPENDITURES TOTAL | 22,222,132.39 | | | Total | 2,456,360.43 |

0262
Population 1980 19
Population 1985 22
S & P Rating
Moody Rating

General Tax Rate Per \$100.

State Equalized Tax Rate 1.01
.66

TETERBORO BOROUGH – BERGEN COUNTY
Form of Government:
Council-Manager (1923)
Number of Members on Governing Body – 5

PER CAPITA:

Gross Debt 2,727.27
Net Debt 2,727.27
Debt Service 2,997.32
Total Tax Levy 1,008.02
Municipal Expenditures 2,986.25

PER CENT:

Gross Debt .04
Net Debt .04
Tax Levy Collected 99.84
Tax Levy Cancelled, Abated or Adjusted .16

| EXPENDITURES | | REVENUES-REALIZED | | 1985 PROPERTY TAX | |
|--|---------------------|---|------------------|--|------------------|
| GENERAL GOVERNMENT | | | | STATE EQUALIZED TAX RATE | |
| Governing Body & Public Boards | | 1985 Property Taxes Collected | 1,334,687.75 | Local District School Taxes | 7,810.00 |
| Municipal Clerk | | 1985 Payments in Lieu of Taxes | 13,471.81 | Regional & Consolidated School Tax | |
| Financial Administration | 22,774.30 | Delinquent Tax & Lien Collections | | School Taxes in Municipal Budget | |
| Assessment of Taxes | 18,654.00 | Business Personalty Replacement Taxes | 161,253.68 | County Taxes | .28 551,117.79 |
| Collection of Taxes | 9,505.18 | Taxes from Public Utilities | 90,075.00 | County Library Taxes | |
| Planning, Housing & Development | 8,797.84 | Other Miscellaneous Tax Revenues | 156,524.00 | Local Municipal Purpose Taxes | .38 763,939.97 |
| Human Resources | | State Aid Revenues | | Veteran & Senior Citizen Taxes | |
| Elections | 174.65 | Federal Aid Revenues | | Total Taxes for Rate Computation | .66 1,322,867.76 |
| General Administration (other) | 326,260.58 | State and Local Fiscal Assistance Act Utilized | | Special District Taxes | |
| JUDICIARY | | Sale of Acquired Property | | Bank Corp. Taxes | 9,427.27 |
| Municipal Courts | 31,255.71 | Other Miscellaneous Revenues | 186,910.31 | Added and Omitted Taxes | 9,881.43 |
| PUBLIC SAFETY | | Total | 1,942,922.55 | Total Taxes Levied - ABSTRACT | 1,342,176.46 |
| Fire Protection | 43,120.53 | Prior Years Surplus Appropriated | 290,000.00 | Total Taxes Billed | 1,336,770.62 |
| Police Protection | 282,694.00 | REVENUES TOTAL | 2,232,922.55 | 1985 TAXES COLLECTED | 1,334,687.75 |
| Civil Defense & Disaster Control | | Reserve For Uncollected Taxes | | 1985 Taxes Cancelled, Abated or Adjusted | 2,082.87 |
| Environmental Inspection & Control | 30,219.03 | | | Transfer to Tax Title Liens or Foreclosed | |
| Other Public Safety | | CAPITAL OUTLAY TOTAL | 70,427.45 | Balance Outstanding Dec. 31, 1985 | |
| PUBLIC WORKS | | | | PRIOR YEARS TAXES OUTSTANDING | |
| Streets and Drainage | 64,173.16 | Public Enterprises | | Balance January 1, 1985 | |
| Sewers and Sewage Processing | 160,494.48 | Recreation—Culture | | Collected in 1985 | |
| Garbage and Trash Disposal | 1,326.42 | Public Works | 16,795.94 | Cancelled, Abated or Adjusted 1985 | |
| Public Buildings and Grounds | 34,027.61 | Buildings and Grounds | 53,631.51 | Transfers to Tax Title Liens or Foreclosed | |
| Other Public Works | 5,773.30 | Library and Education | | Balance December 31, 1985 | |
| HEALTH and WELFARE | | Conservation | | TAX TITLE LIENS OUTSTANDING | |
| Health Services Except Environmental | 61,686.37 | All Other | | Balance January 1, 1985 | |
| Welfare-Public Assistance | | | | Transfer From Taxes | |
| Hospitals, Clinics, First Aid | | CAPITAL DEBT AUTHORIZED, DECEMBER 31, 1985 | | Redeemed in 1985 | |
| Animal, Insect, & Rodent Control | | ISSUED AND UNISSUED | | Cancelled, Abated or Adjusted (1985) | |
| Other Welfare Services | | School | | Transfers to Foreclosed Property | |
| RECREATION and CONSERVATION | | Self-Liquidating | | Balance December 31, 1985 | |
| Beaches and Boardwalks | | Other | 60,000 | PROPERTY ACQUIRED BY DEED OR | |
| Parks, Playgrounds, Shade Trees | | Total | 60,000 | FORECLOSURE | |
| Land Reclamation & Conservation | | | | Balance January 1, 1985 | |
| Other Recreational Services | | ISSUED AND OUTSTANDING | | Transfers From Taxes or Liens | |
| EDUCATION (excluding schools) | | School | | Sale for Cash (1985) | |
| Libraries | | Self-Liquidating | | Cancelled, Abated or Adjusted (1985) | |
| Other Educational Services | | Other | 60,000.00 | Balance December 31, 1985 | |
| STATUTORY EXPENDITURES | | Total | 60,000.00 | CURRENT FINANCES DECEMBER 31, 1985 | |
| Pensions & F. I. C. A. | 89,000.00 | EQUALIZED VALUATION BASIS | | ASSETS | |
| Employee Fringe Benefits | 107,429.80 | FOR NET DEBT COMPUTATION | 142,726,344 | Cash Dec. 31, 1985 | 641,574.79 |
| Other Statutory Expenditures | | REAL PROPERTY VALUATIONS | | Taxes Receivable | |
| CETA And Other Public Employment Programs | | Code Class # of Parcels % VAL'N | | Tax Title Liens | |
| MUNICIPAL FUNCTIONS | | 1 Vacant Land 11 1.53 | 1,984,750.00 | Foreclosed Property | |
| CAPITAL IMPROVEMENTS | *MEMO* | 2 Residential 7 .38 | 495,000.00 | Emergencies & Other Deferred Charges | |
| DEBT SERVICE | | 3 Farm | | State and Federal Aid Receivable | |
| Principal Payments | 57,500.00 | 4a Commercial 3 .53 | 691,320.00 | Other Receivables | |
| Interest Payments | 8,441.00 | 4b Industrial 63 97.56 | 126,874,120.00 | Total | 53,223.30 |
| | | 4c Apartments | | | 694,798.09 |
| | | Total | 84 | | |
| DEFERRED CHARGES | 22,389.45 | Land Area 1.20 Sq. Miles | | LIABILITIES, RESERVES, AND SURPLUS | |
| SCHOOL, COUNTY, SPECIAL DISTRICT TAXES | 558,927.79 | Net Valuation Taxable-Municipal | 131,375,166 | Cash Liabilities | 97,165.03 |
| RESERVE FOR UNCOLLECTED TAXES | | Net Valuation Taxable-County | 133,980,356 | Reserves for Receivables | 53,223.30 |
| EXPENDITURES | | State Equalized Valuation | 199,621,786 | Surplus Dec. 31, 1985 | 544,409.76 |
| TOTAL | 1,944,625.20 | State Equalization Ratio | 65.60 | Total | 694,798.09 |

1024
 Population 1980 **4,094**
 Population 1985 **4,257**
 S & P Rating
 Moody Rating

General Tax Rate Per \$100. **1.85**
 State Equalized Tax Rate **1.94**

TEWKSBURY TWP. - HUNTERDON COUNTY
Form of Government:
Township Committee
Number of Members on Governing Body - 3

PER CAPITA:
 Gross Debt **447.47**
 Net Debt **2.17**
 Debt Service
 Total Tax Levy **1,385.49**
 Municipal Expenditures **423.14**

PER CENT:
 Gross Debt **.74**
 Net Debt
 Tax Levy Collected **93.66**
 Tax Levy Cancelled, Abated or Adjusted **1.59**

| EXPENDITURES | | REVENUES-REALIZED | | 1985 PROPERTY TAX | |
|---|---------------------|--|-----------------------|--|---------------------|
| GENERAL GOVERNMENT | | | | STATE EQUALIZED TAX RATE | |
| Governing Body & Public Boards | | 1985 Property Taxes Collected | 5,526,602.58 | Local District School Taxes | .68 |
| Municipal Clerk | | 1985 Payments in Lieu of Taxes | | Regional & Consolidated School Tax | .72 |
| Financial Administration | 25,500.00 | Delinquent Tax & Lien Collections | 422,609.99 | School Taxes in Municipal Budget | |
| Assessment of Taxes | 23,500.00 | Business Personalty Replacement Taxes | 84,970.24 | County Taxes | .42 |
| Collection of Taxes | 28,500.00 | Taxes from Public Utilities | 274,919.00 | County Library Taxes | .03 |
| Planning, Housing & Development | 36,000.00 | Other Miscellaneous Tax Revenues | | Local Municipal Purpose Taxes | .10 |
| Human Resources | | State Aid Revenues | 21,909.60 | Veteran & Senior Citizen Taxes | |
| Elections | | Federal Aid Revenues | | Total Taxes for Rate Computation | 1.95 |
| General Administration (other) | 346,162.02 | State and Local Fiscal Assistance Act Utilized | 16,234.00 | Special District Taxes | |
| JUDICIARY | | Sale of Acquired Property | | Bank Corp. Taxes | 4,101.14 |
| Municipal Courts | 10,821.73 | Other Miscellaneous Revenues | 553,032.53 | Added and Omitted Taxes | 222,969.49 |
| PUBLIC SAFETY | | Total | 6,900,277.94 | Total Taxes Levied - ABSTRACT | 5,898,025.30 |
| Fire Protection | 84,788.88 | Prior Years Surplus Appropriated | 494,300.00 | Total Taxes Billed | 5,900,865.15 |
| Police Protection | 239,594.00 | REVENUES TOTAL | 7,394,577.94 | 1985 TAXES COLLECTED | 5,526,602.58 |
| Civil Defense & Disaster Control | | Reserve For Uncollected Taxes | 408,168.60 | 1985 Taxes Cancelled, Abated or Adjusted | 93,959.98 |
| Environmental Inspection & Control | 18,394.38 | CAPITAL OUTLAY TOTAL | 50,408.07 | Transfer to Tax Title Liens or Foreclosed | 3,302.25 |
| Other Public Safety | | | | Balance Outstanding Dec. 31, 1985 | 277,000.34 |
| PUBLIC WORKS | | | | PRIOR YEARS TAXES OUTSTANDING | |
| Streets and Drainage | 375,292.00 | Public Enterprises | | Balance January 1, 1985 | 644,084.00 |
| Sewers and Sewage Processing | | Recreation—Culture | | Collected in 1985 | 422,409.03 |
| Garbage and Trash Disposal | 16,583.50 | Public Works | 50,408.07 | Cancelled, Abated or Adjusted 1985 | 1,052.28 |
| Public Buildings and Grounds | 35,677.98 | Buildings and Grounds | | Transfers to Tax Title Liens or Foreclosed | |
| Other Public Works | 2,300.00 | Library and Education | | Balance December 31, 1985 | 220,622.69 |
| HEALTH and WELFARE | | Conservation | | TAX TITLE LIENS OUTSTANDING | |
| Health Services Except Environmental | 6,500.00 | All Other | | Balance January 1, 1985 | 27,285.08 |
| Welfare-Public Assistance | 910.00 | CAPITAL DEBT AUTHORIZED, DECEMBER 31, 1985 | | Transfer From Taxes | 3,302.25 |
| Hospitals, Clinics, First Aid | | ISSUED AND UNISSUED | | Redeemed in 1985 | 200.96 |
| Animal, Insect, & Rodent Control | | School | 1,508,716 | Cancelled, Abated or Adjusted (1985) | |
| Other Welfare Services | | Self-liquidating | 396,174 | Transfers to Foreclosed Property | |
| RECREATION and CONSERVATION | | Other | | Balance December 31, 1985 | 30,386.37 |
| Beaches and Boardwalks | | Total | 1,904,890 | PROPERTY ACQUIRED BY DEED OR | |
| Parks, Playgrounds, Shade Trees | | ISSUED AND OUTSTANDING | | FORECLOSURE | |
| Land Reclamation & Conservation | 500.00 | School | 1,436,152.96 | Balance January 1, 1985 | |
| Other Recreational Services | 2,500.00 | Self-Liquidating | 335,724.07 | Transfers From Taxes or Liens | |
| EDUCATION (excluding schools) | | Other | | Sale for Cash (1985) | |
| Libraries | 1,500.00 | Total | 1,771,877.03 | Cancelled, Abated or Adjusted (1985) | |
| Other Educational Services | | EQUALIZED VALUATION BASIS | | Balance December 31, 1985 | |
| STATUTORY EXPENDITURES | | FOR NET DEBT COMPUTATION | 256,041,243 | CURRENT FINANCES DECEMBER 31, 1985 | |
| Pensions & F. I. C. A. | 71,000.00 | REAL PROPERTY VALUATIONS | | ASSETS | |
| Employee Fringe Benefits | 24,802.38 | Code Class # of Parcels % VAL'N | | Cash Dec. 31, 1985 | 2,995,780.66 |
| Other Statutory Expenditures | 3,300.00 | 1 Vacant Land 292 5.35 | 16,353,400.00 | Taxes Receivable | 497,623.03 |
| CETA And Other Public Employment Programs | | 2 Residential 1139 66.22 | 202,374,750.00 | Tax Title Liens | 30,386.37 |
| MUNICIPAL FUNCTIONS TOTAL | 1,354,126.87 | 3 Farm 790 21.79 | 66,604,650.00 | Foreclosed Property | |
| CAPITAL IMPROVEMENTS *MEMO* | 40,619.00 | 4a Commercial 112 5.41 | 16,546,800.00 | Emergencies & Other Deferred Charges | 94,000.00 |
| DEBT SERVICE | | 4b Industrial 1 1.22 | 3,743,600.00 | State and Federal Aid Receivable | 9,287.70 |
| Principal Payments | | 4c Apartments | | Other Receivables | 54,204.41 |
| Interest Payments | | Total 2334 | 305,623,200.00 | Total | 3,681,282.17 |
| DEFERRED CHARGES | 39,000.00 | Land Area 31.80 Sq. Miles | | LIABILITIES, RESERVES, AND SURPLUS | |
| SCHOOL, COUNTY, SPECIAL DISTRICT TAXES | 5,371,401.27 | Net Valuation Taxable-Municipal | 306,913,278 | Cash Liabilities | 362,561.21 |
| RESERVE FOR UNCOLLECTED TAXES | 408,168.60 | Net Valuation Taxable-County | 259,411,854 | Reserves for Receivables | 581,784.51 |
| EXPENDITURES TOTAL | 7,172,696.74 | State Equalized Valuation | 292,027,521 | Surplus Dec. 31, 1985 | 2,736,936.45 |
| | | State Equalization Ratio | 105.12 | Total | 3,681,282.17 |

1336
Population 1980 7,740
Population 1985 8,891
S & P Rating
Moody Rating A

General Tax Rate Per \$100. 2.86
State Equalized Tax Rate 2.60

TINTON FALLS BORO. - MONMOUTH CO.
Form of Government:
Mayor-Council Plan B (OMCL 50)
Number of Members on Governing Body - 5

PER CAPITA:
Gross Debt 610.47
Net Debt 504.53
Debt Service 56.41
Total Tax Levy 963.24
Municipal Expenditures 467.15
PER CENT:
Gross Debt 2.02
Net Debt 1.67
Tax Levy Collected 95.77
Tax Levy Cancelled, Abated or Adjusted

| EXPENDITURES | | REVENUES-REALIZED | | 1985 PROPERTY TAX | |
|---|---------------|--|----------------|--|-------------------|
| GENERAL GOVERNMENT | | | | STATE EQUALIZED TAX RATE | |
| Governing Body & Public Boards | | 1985 Property Taxes Collected | 8,197,751.69 | Local District School Taxes | |
| Municipal Clerk | | 1985 Payments in Lieu of Taxes | | Regional & Consolidated School Tax | 1.66 5,149,833.66 |
| Financial Administration | 118,125.71 | Delinquent Tax & Lien Collections | 394,535.90 | School Taxes in Municipal Budget | |
| Assessment of Taxes | 80,150.00 | Business Personalty Replacement Taxes | 178,046.40 | County Taxes | .47 1,470,736.68 |
| Collection of Taxes | 34,789.29 | Taxes from Public Utilities | 757,965.00 | County Library Taxes | .02 55,112.72 |
| Planning, Housing & Development | 118,630.00 | Other Miscellaneous Tax Revenues | | Local Municipal Purpose Taxes | .44 1,361,701.43 |
| Human Resources | 1,000.00 | State Aid Revenues | 119,375.86 | Veteran & Senior Citizen Taxes | |
| Elections | | Federal Aid Revenues | | Total Taxes for Rate Computation | 2.59 8,088,234.49 |
| General Administration (other) | 375,524.52 | State and Local Fiscal Assistance Act Utilized | 83,766.39 | Special District Taxes | |
| JUDICIARY | | Sale of Acquired Property | | Bank Corp. Taxes | 4,212.13 |
| Municipal Courts | 83,900.00 | Other Miscellaneous Revenues | 872,641.86 | Added and Omitted Taxes | 522,574.46 |
| PUBLIC SAFETY | | Total | 10,604,083.10 | Total Taxes Levied - ABSTRACT | 8,564,171.08 |
| Fire Protection | 140,200.00 | Prior Years Surplus Appropriated | 911,000.00 | Total Taxes Billed | 8,559,958.95 |
| Police Protection | 859,540.00 | REVENUES TOTAL | 11,515,083.10 | 1985 TAXES COLLECTED | 8,197,751.69 |
| Civil Defense & Disaster Control | 500.00 | Reserve For Uncollected Taxes | 424,623.66 | 1985 Taxes Cancelled, Abated or Adjusted | |
| Environmental Inspection & Control | 125,533.00 | CAPITAL OUTLAY TOTAL | 821,704.88 | Transfer to Tax Title Liens or Foreclosed | |
| Other Public Safety | | | | Balance Outstanding Dec. 31, 1985 | 362,207.26 |
| PUBLIC WORKS | | | | PRIOR YEARS TAXES OUTSTANDING | |
| Streets and Drainage | 388,850.68 | Public Enterprises | 18,694.98 | Balance January 1, 1985 | 372,749.70 |
| Sewers and Sewage Processing | 89,500.00 | Recreation—Culture | | Collected in 1985 | 339,364.68 |
| Garbage and Trash Disposal | 223,100.00 | Public Works | | Cancelled, Abated or Adjusted 1985 | |
| Public Buildings and Grounds | 100,400.00 | Buildings and Grounds | 803,009.90 | Transfers to Tax Title Liens or Foreclosed | 33,385.02 |
| Other Public Works | | Library and Education | | Balance December 31, 1985 | |
| HEALTH and WELFARE | | Conservation | | TAX TITLE LIENS OUTSTANDING | |
| Health Services Except Environmental | 20,934.00 | All Other | | Balance January 1, 1985 | 43,417.32 |
| Welfare-Public Assistance | 7,900.00 | CAPITAL DEBT AUTHORIZED, DECEMBER 31, 1985 | | Transfer From Taxes | 33,385.02 |
| Hospitals, Clinics, First Aid | | ISSUED AND UNISSUED | | Redeemed in 1985 | 55,171.22 |
| Animal, Insect, & Rodent Control | | School | | Cancelled, Abated or Adjusted (1985) | |
| Other Welfare Services | 200.00 | Self-liquidating | 2,879,000 | Transfers to Foreclosed Property | |
| RECREATION and CONSERVATION | | Other | 2,548,728 | Balance December 31, 1985 | 21,631.12 |
| Beaches and Boardwalks | | Total | 5,427,728 | PROPERTY ACQUIRED BY DEED OR | |
| Parks, Playgrounds, Shade Trees | 9,452.22 | | | FORECLOSURE | |
| Land Reclamation & Conservation | 250.00 | ISSUED AND OUTSTANDING | | Balance January 1, 1985 | 62,463.00 |
| Other Recreational Services | 15,417.78 | School | | Transfers From Taxes or Liens | |
| EDUCATION (excluding schools) | | Self-Liquidating | 1,879,000.00 | Sale for Cash (1985) | |
| Libraries | 6,000.00 | Other | 2,464,055.72 | Cancelled, Abated or Adjusted (1985) | |
| Other Educational Services | 7,400.00 | Total | 4,343,055.72 | Balance December 31, 1985 | 62,463.00 |
| STATUTORY EXPENDITURES | | EQUALIZED VALUATION BASIS | | CURRENT FINANCES DECEMBER 31, 1985 | |
| Pensions & F. I. C. A. | 280,000.00 | FOR NET DEBT COMPUTATION | 268,891,972 | ASSETS | |
| Employee Fringe Benefits | 125,000.00 | REAL PROPERTY VALUATIONS | | Cash Dec. 31, 1985 | 3,899,863.16 |
| Other Statutory Expenditures | | Code Class # of Parcels % VAL'N | | Taxes Receivable | 362,207.26 |
| CETA And Other Public Employment Programs | | 1 Vacant Land 1011 7.87 | 21,990,150.00 | Tax Title Liens | 21,631.12 |
| MUNICIPAL FUNCTIONS TOTAL | 3,212,297.20 | 2 Residential 2117 58.94 | 164,770,300.00 | Foreclosed Property | 62,463.00 |
| CAPITAL IMPROVEMENTS *MEMO* | 25,000.00 | 3 Farm 68 1.25 | 3,506,900.00 | Emergencies & Other Deferred Charges | 51,500.00 |
| DEBT SERVICE | | 4a Commercial 111 27.38 | 76,539,300.00 | State and Federal Aid Receivable | |
| Principal Payments | 383,194.28 | 4b Industrial 20 4.56 | 12,733,900.00 | Other Receivables | 65,878.50 |
| Interest Payments | 118,340.36 | 4c Apartments | | Total | 4,463,543.04 |
| DEFERRED CHARGES | 15,000.00 | Total 3327 | 279,540,550.00 | LIABILITIES, RESERVES, AND SURPLUS | |
| SCHOOL, COUNTY, SPECIAL DISTRICT TAXES | 6,675,683.06 | Land Area 15.15 Sq. Miles | | Cash Liabilities | 2,701,452.55 |
| RESERVE FOR UNCOLLECTED TAXES | 424,623.66 | Net Valuation Taxable-Municipal | 281,213,410 | Reserves for Receivables | 512,179.88 |
| EXPENDITURES TOTAL | 10,829,138.56 | Net Valuation Taxable-County | 280,096,241 | Surplus Dec. 31, 1985 | 1,249,910.61 |
| | | State Equalized Valuation | 309,604,728 | Total | 4,463,543.04 |
| | | State Equalization Ratio | 90.78 | | |

1612
Population 1980 11,448
Population 1985 11,362
S & P Rating
Moody Rating A

General Tax Rate Per \$100. 1.92
State Equalized Tax Rate 1.69

TOTOWA BOROUGH - PASSAIC COUNTY
Form of Government:
Borough Council
Number of Members on Governing Body - 6

PER CAPITA:
Gross Debt 890.87
Net Debt 751.74
Debt Service 40.51
Total Tax Levy 924.98
Municipal Expenditures 335.89
PER CENT:
Gross Debt 1.78
Net Debt 1.50
Tax Levy Collected 98.30
Tax Levy Cancelled, Abated or Adjusted .65

| EXPENDITURES | | REVENUES-REALIZED | | 1985 PROPERTY TAX | |
|---|---------------|--|--------------------|--|---------------|
| GENERAL GOVERNMENT | | | | STATE EQUALIZED TAX RATE | |
| Governing Body & Public Boards | 10,280.64 | 1985 Property Taxes Collected | 10,222,947.99 | Local District School Taxes .49 | 3,021,859.00 |
| Municipal Clerk | | 1985 Payments in Lieu of Taxes | | Regional & Consolidated School Tax .39 | 2,404,031.73 |
| Financial Administration | 77,646.62 | Delinquent Tax & Lien Collections | 85,076.06 | School Taxes in Municipal Budget | |
| Assessment of Taxes | 54,967.88 | Business Personalty Replacement Taxes | 275,536.52 | County Taxes | 3,921,519.21 |
| Collection of Taxes | 22,548.31 | Taxes from Public Utilities | 1,133,042.00 | County Library Taxes | |
| Planning, Housing & Development | 22,018.58 | Other Miscellaneous Tax Revenues | | Local Municipal Purpose Taxes .16 | 998,342.99 |
| Human Resources | | State Aid Revenues | 106,116.32 | Veteran & Senior Citizen Taxes | 181,100.00 |
| Elections | 3,550.68 | Federal Aid Revenues | | Total Taxes for Rate Computation | 10,526,852.93 |
| General Administration (other) | 291,464.85 | State and Local Fiscal Assistance Act Utilized | 56,452.13 | Special District Taxes | |
| JUDICIARY | | Sale of Acquired Property | | Bank Corp. Taxes | 109,811.90 |
| Municipal Courts | 42,438.67 | Other Miscellaneous Revenues | 1,612,268.82 | Added and Omitted Taxes | 54,080.31 |
| PUBLIC SAFETY | | Total | 13,491,439.84 | Total Taxes Levied - ABSTRACT | 10,509,645.14 |
| Fire Protection | 66,691.05 | Prior Years Surplus Appropriated | 178,250.00 | Total Taxes Billed | 10,399,833.24 |
| Police Protection | 814,674.94 | REVENUES TOTAL | 13,669,689.84 | 1985 TAXES COLLECTED | 10,222,947.99 |
| Civil Defense & Disaster Control | 1,600.94 | Reserve For Uncollected Taxes | 254,546.30 | 1985 Taxes Cancelled, Abated or Adjusted | 67,374.57 |
| Environmental Inspection & Control | 40,447.00 | CAPITAL OUTLAY TOTAL | 742,503.81 | Transfer to Tax Title Liens or Foreclosed | 547.20 |
| Other Public Safety | | | | Balance Outstanding Dec. 31, 1985 | 108,963.48 |
| PUBLIC WORKS | | | | PRIOR YEARS TAXES OUTSTANDING | |
| Streets and Drainage | 293,230.51 | Public Enterprises | 17,313.00 | Balance January 1, 1985 | 85,076.06 |
| Sewers and Sewage Processing | 318,073.82 | Recreation—Culture | 463.37 | Collected in 1985 | 85,076.06 |
| Garbage and Trash Disposal | 290,760.00 | Public Works | 710,781.95 | Cancelled, Abated or Adjusted 1985 | |
| Public Buildings and Grounds | 85,251.18 | Buildings and Grounds | 13,945.49 | Transfers to Tax Title Liens or Foreclosed | |
| Other Public Works | 35,107.27 | Library and Education | | Balance December 31, 1985 | |
| HEALTH and WELFARE | | Conservation | | TAX TITLE LIENS OUTSTANDING | |
| Health Services Except Environmental | 37,573.21 | All Other | | Balance January 1, 1985 | 7,690.13 |
| Welfare-Public Assistance | 6,855.37 | CAPITAL DEBT AUTHORIZED, DECEMBER 31, 1985 | | Transfer From Taxes | 547.20 |
| Hospitals, Clinics, First Aid | | ISSUED AND UNISSUED | | Redeemed in 1985 | |
| Animal, Insect, & Rodent Control | | School | 1,014,208 | Cancelled, Abated or Adjusted (1985) | |
| Other Welfare Services | | Self-liquidating | 312,929 | Transfers to Foreclosed Property | |
| RECREATION and CONSERVATION | | Other | 8,794,903 | Balance December 31, 1985 | 8,237.33 |
| Beaches and Boardwalks | | Total | 10,122,041 | PROPERTY ACQUIRED BY DEED OR | |
| Parks, Playgrounds, Shade Trees | 28,867.42 | | | FORECLOSURE | |
| Land Reclamation & Conservation | | ISSUED AND OUTSTANDING | | Balance January 1, 1985 | 168,700.00 |
| Other Recreational Services | 10,451.87 | School | 1,014,208.43 | Transfers From Taxes or Liens | |
| EDUCATION (excluding schools) | | Self-Liquidating | 299,000.00 | Sale for Cash (1985) | |
| Libraries | 126,500.00 | Other | 3,540,000.00 | Cancelled, Abated or Adjusted (1985) | |
| Other Educational Services | | Total | 4,853,208.43 | Balance December 31, 1985 | 168,700.00 |
| STATUTORY EXPENDITURES | | EQUALIZED VALUATION BASIS | | CURRENT FINANCES DECEMBER 31, 1985 | |
| Pensions & F. I. C. A. | 213,743.02 | FOR NET DEBT COMPUTATION | 568,684,292 | ASSETS | |
| Employee Fringe Benefits | 85,591.49 | REAL PROPERTY VALUATIONS | | Cash Dec. 31, 1985 | 4,113,516.73 |
| Other Statutory Expenditures | 2,500.00 | Code Class # of Parcels % VAL'N | ASSESSED VALUATION | Taxes Receivable | 108,963.48 |
| CETA And Other Public Employment Programs | | 1 Vacant Land 98 1.95 | 10,509,000.00 | Tax Title Liens | 8,237.33 |
| MUNICIPAL FUNCTIONS TOTAL | 2,982,835.32 | 2 Residential 2960 45.15 | 243,175,300.00 | Foreclosed Property | 168,700.00 |
| CAPITAL IMPROVEMENTS *MEMO* | 30,000.00 | 3 Farm 2 .05 | 257,600.00 | Emergencies & Other Deferred Charges | 61,081.42 |
| DEBT SERVICE | | 4a Commercial 162 26.29 | 141,600,900.00 | State and Federal Aid Receivable | 4,091.11 |
| Principal Payments | 255,000.00 | 4b Industrial 66 26.56 | 143,071,000.00 | Other Receivables | 42,602.30 |
| Interest Payments | 205,260.25 | 4c Apartments | | Total | 4,507,192.37 |
| DEFERRED CHARGES | 118,765.75 | Total. 3288 | 538,613,800.00 | LIABILITIES, RESERVES, AND SURPLUS | |
| SCHOOL, COUNTY, SPECIAL DISTRICT TAXES | 9,347,409.94 | Land Area 4.00 Sq. Miles | | Cash Liabilities | 3,201,210.87 |
| RESERVE FOR UNCOLLECTED TAXES | 254,546.30 | Net Valuation Taxable-Municipal | 541,308,738 | Reserves for Receivables | 328,503.11 |
| EXPENDITURES TOTAL | 13,163,817.56 | Net Valuation Taxable-County | 626,170,222 | Surplus Dec. 31, 1985 | 977,478.39 |
| | | State Equalized Valuation | 613,923,755 | Total | 4,507,192.37 |
| | | State Equalization Ratio | 88.12 | | |

| | |
|-----------------------------|-------|
| General Tax Rate Per \$100. | 13.60 |
| State Equalized Tax Rate | 4.70 |

TRENTON CITY – MERCER COUNTY

Form of Government:

Mayor-Council Plan C (OMCL 50)

Number of Members on Governing Body – 7

PER CAPITA:

| | |
|------------------------|----------|
| Gross Debt | 1,032.93 |
| Net Debt | 235.72 |
| Debt Service | 38.65 |
| Total Tax Levy | 465.38 |
| Municipal Expenditures | 676.67 |

PER CENT:

| | |
|---|-------|
| Gross Debt | 12.04 |
| Net Debt | 2.75 |
| Tax Levy Collected | 86.70 |
| Tax Levy Cancelled, Abated or Adjusted | 1.53 |

| EXPENDITURES | | REVENUES-REALIZED | | 1985 PROPERTY TAX | |
|---|---------------|--|---------------|--|--------------------|
| GENERAL GOVERNMENT | | | | STATE EQUALIZED TAX RATE 1.58 | |
| Governing Body & Public Boards | 293,235.00 | 1985 Property Taxes Collected | 36,955,515.84 | Local District School Taxes | 14,206,443.50 |
| Municipal Clerk | 230,311.00 | 1985 Payments in Lieu of Taxes | 1,151,747.19 | Regional & Consolidated School Tax | |
| Financial Administration | 531,447.00 | Delinquent Tax & Lien Collections | 3,986,711.11 | School Taxes in Municipal Budget | .01 47,082.00 |
| Assessment of Taxes | 188,800.00 | Business Personalty Replacement Taxes | 3,282,238.08 | County Taxes | .68 6,133,096.04 |
| Collection of Taxes | | Taxes from Public Utilities | 4,526,552.00 | County Library Taxes | |
| Planning, Housing & Development | 672,838.00 | Other Miscellaneous Tax Revenues | | Local Municipal Purpose Taxes | 2.43 21,915,820.61 |
| Human Resources | 5,538,933.27 | State Aid Revenues | 14,155,173.20 | Veteran & Senior Citizen Taxes | 1,014,850.00 |
| Elections | 32,820.00 | Federal Aid Revenues | 1,563,000.00 | Total Taxes for Rate Computation | 4.70 43,317,292.15 |
| General Administration (other) | 4,174,685.00 | State and Local Fiscal Assistance Act Utilized | 1,536,351.02 | Special District Taxes | |
| JUDICIARY | | Sale of Acquired Property | 217,095.00 | Bank Corp. Taxes | 173,830.20 |
| Municipal Courts | 709,456.00 | Other Miscellaneous Revenues | 8,260,319.45 | Added and Omitted Taxes | 219,514.40 |
| PUBLIC SAFETY | | Total | 75,634,702.89 | Total Taxes Levied - ABSTRACT | 42,695,786.75 |
| Fire Protection | 8,238,324.13 | Prior Years Surplus Appropriated | 3,336,672.00 | Total Taxes Billed | 42,624,505.91 |
| Police Protection | 10,900,862.97 | REVENUES TOTAL | 78,971,374.89 | 1985 TAXES COLLECTED | 36,955,515.84 |
| Civil Defense & Disaster Control | 200,000.00 | Reserve For Uncollected Taxes | 5,853,705.76 | 1985 Taxes Cancelled, Abated or Adjusted | 652,535.65 |
| Environmental Inspection & Control | 85,179.00 | CAPITAL OUTLAY TOTAL | 10,449,739.46 | Transfer to Tax Title Liens or Foreclosed | 2,190,357.07 |
| Other Public Safety | 25,382.00 | Public Enterprises | 6,646,224.87 | Balance Outstanding Dec. 31, 1985 | 2,826,097.35 |
| PUBLIC WORKS | | Recreation—Culture | 123,830.90 | PRIOR YEARS TAXES OUTSTANDING | |
| Streets and Drainage | 1,797,986.00 | Public Works | 1,913,687.96 | Balance January 1, 1985 | 3,268,616.70 |
| Sewers and Sewage Processing | | Buildings and Grounds | 1,640,995.73 | Collected in 1985 | 2,597,761.18 |
| Garbage and Trash Disposal | 2,895,023.00 | Library and Education | 125,000.00 | Cancelled, Abated or Adjusted 1985 | 99,026.55 |
| Public Buildings and Grounds | 1,219,727.00 | Conservation | | Transfers to Tax Title Liens or Foreclosed | 514,367.76 |
| Other Public Works | 406,312.00 | All Other | | Balance December 31, 1985 | 57,461.21 |
| HEALTH and WELFARE | | CAPITAL DEBT AUTHORIZED, DECEMBER 31, 1985 | | TAX TITLE LIENS OUTSTANDING | |
| Health Services Except Environmental | 954,012.00 | ISSUED AND UNISSUED GROSS DEBT | | Balance January 1, 1985 | 5,199,647.73 |
| Welfare-Public Assistance | 1,399,360.00 | School | 24,448,000 | Transfer From Taxes | 2,657,884.68 |
| Hospitals, Clinics, First Aid | 2,020,699.00 | Self-liquidating | 43,698,794 | Redeemed in 1985 | 1,388,949.83 |
| Animal, Insect, & Rodent Control | 108,316.00 | Other | 26,617,730 | Cancelled, Abated or Adjusted (1985) | 185,669.95 |
| Other Welfare Services | 729,145.20 | Total | 94,764,525 | Transfers to Foreclosed Property | 670,155.94 |
| RECREATION and CONSERVATION | | ISSUED AND OUTSTANDING | | Balance December 31, 1985 | 5,612,756.69 |
| Beaches and Boardwalks | | School | | PROPERTY ACQUIRED BY DEED OR | |
| Parks, Playgrounds, Shade Trees | 842,755.00 | Self-Liquidating | 41,592,000.00 | FORECLOSURE | |
| Land Reclamation & Conservation | | Other | 21,485,000.00 | Balance January 1, 1985 | 10,482,326.98 |
| Other Recreational Services | 42,200.00 | Total | 63,077,000.00 | Transfers From Taxes or Liens | 841,789.57 |
| EDUCATION (excluding schools) | | EQUALIZED VALUATION BASIS | | Sale for Cash (1985) | 217,095.00 |
| Libraries | 1,204,400.00 | FOR NET DEBT COMPUTATION | 787,080,442 | Cancelled, Abated or Adjusted (1985) | 428,336.55 |
| Other Educational Services | 155,853.00 | REAL PROPERTY VALUATIONS | | Balance December 31, 1985 | 10,678,685.00 |
| STATUTORY EXPENDITURES | | Code Class # of Parcels % VAL'N ASSESSED VALUATION | | CURRENT FINANCES DECEMBER 31, 1985 | |
| Pensions & F. I. C. A. | 5,149,517.79 | 1 Vacant Land 1075 1.06 3,140,280.00 | | ASSETS | |
| Employee Fringe Benefits | 1,807,797.00 | 2 Residential 21262 59.52 176,069,600.00 | | Cash Dec. 31, 1985 | 18,929,776.21 |
| Other Statutory Expenditures | 80,000.00 | 3 Farm 2743 28.66 84,767,120.00 | | Taxes Receivable | 2,883,558.56 |
| CETA And Other Public Employment Programs | | 4a Commercial 161 7.17 21,207,790.00 | | Tax Title Liens | 5,612,756.59 |
| MUNICIPAL FUNCTIONS TOTAL | 52,635,376.36 | 4c Apartments 145 3.59 10,632,970.00 | | Foreclosed Property | 10,678,685.00 |
| CAPITAL IMPROVEMENTS *MEMO* | 205,000.00 | Total 25386 295,817,760.00 | | Emergencies & Other Deferred Charges | 298,990.01 |
| DEBT SERVICE | | Land Area 7.50 Sq. Miles | | State and Federal Aid Receivable | 128,212.65 |
| Principal Payments | 2,033,000.00 | Net Valuation Taxable-Municipal | 311,176,414 | Other Receivables | 2,025,414.89 |
| Interest Payments | 1,512,477.51 | Net Valuation Taxable-County | 842,127,295 | Total | 40,557,393.91 |
| TYPE I SCHL DEBT *MEMO | 287,051.00 | State Equalized Valuation | 873,599,831 | LIABILITIES, RESERVES, AND SURPLUS | |
| DEFERRED CHARGES | 45,600.00 | State Equalization Ratio | 34.53 | Cash Liabilities | 17,559,126.43 |
| SCHOOL, COUNTY, SPECIAL DISTRICT TAXES | 20,386,621.54 | | | Reserves for Receivables | 19,300,467.20 |
| RESERVE FOR UNCOLLECTED TAXES | 5,853,705.76 | | | Surplus Dec. 31, 1985 | 3,697,800.28 |
| EXPENDITURES TOTAL | 82,466,781.17 | | | Total | 40,557,393.91 |

1532

Population 1980 **2,472**
 Population 1985 **2,651**
 S & P Rating
 Moody Rating

General Tax Rate Per \$100.

3.19

State Equalized Tax Rate

2.29**TUCKERTON BOROUGH - OCEAN COUNTY****Form of Government:****Borough Council****Number of Members on Governing Body - 6**

PER CAPITA:

Gross Debt **893.62**
 Net Debt **243.64**
 Debt Service **28.66**
 Total Tax Levy **710.55**
 Municipal Expenditures **483.92**

PER CENT:

Gross Debt **3.29**
 Net Debt **.90**
 Tax Levy Collected **92.91**
 Tax Levy Cancelled, Abated or Adjusted

| EXPENDITURES | | REVENUES-REALIZED | | 1985 PROPERTY TAX | |
|---|---------------------|--|--|---|--------------------------|
| GENERAL GOVERNMENT | | | | STATE EQUALIZED TAX RATE → .72 | |
| Governing Body & Public Boards | | | | Local District School Taxes | 587,307.00 |
| Municipal Clerk | | | | Regional & Consolidated School Tax | 713,802.40 |
| Financial Administration | 10,577.00 | 1985 Property Taxes Collected | | School Taxes in Municipal Budget | |
| Assessment of Taxes | 8,820.00 | | | County Taxes | * 346,728.32 |
| Collection of Taxes | 27,120.00 | 1985 Payments in Lieu of Taxes | | County Library Taxes | .03 22,490.13 |
| Planning, Housing & Development | 304,910.00 | Delinquent Tax & Lien Collections | | Local Municipal Purpose Taxes | .23 190,100.00 |
| Human Resources | | Business Personalty Replacement Taxes | | Veteran & Senior Citizen Taxes | 51,400.00 |
| Elections | | Taxes from Public Utilities | | Total Taxes for Rate Computation | 2.29 1,911,827.85 |
| General Administration (other) | 117,920.00 | Other Miscellaneous Tax Revenues | | Special District Taxes | |
| JUDICIARY | | State Aid Revenues | | Bank Corp. Taxes | 7,760.95 |
| Municipal Courts | 25,090.00 | Federal Aid Revenues | | Added and Omitted Taxes | 15,483.53 |
| PUBLIC SAFETY | | State and Local Fiscal Assistance Act Utilized | | Total Taxes Levied - ABSTRACT | 1,883,672.33 |
| Fire Protection | 16,800.00 | Sale of Acquired Property | | Total Taxes Billed | 1,875,911.38 |
| Police Protection | 198,875.00 | Other Miscellaneous Revenues | | 1985 TAXES COLLECTED | 1,742,874.77 |
| Civil Defense & Disaster Control | 250.00 | Prior Years Surplus Appropriated | | 1985 Taxes Cancelled, Abated or Adjusted | |
| Environmental Inspection & Control | 9,500.00 | Reserve For Uncollected Taxes | | Transfer to Tax Title Liens or Foreclosed | |
| Other Public Safety | | CAPITAL OUTLAY | | Balance Outstanding Dec. 31, 1985 | 133,036.61 |
| PUBLIC WORKS | | TOTAL | | PRIOR YEARS TAXES OUTSTANDING | |
| Streets and Drainage | 109,142.31 | Public Enterprises | | Balance January 1, 1985 | 134,440.85 |
| Sewers and Sewage Processing | | Recreation—Culture | | Collected in 1985 | 121,607.96 |
| Garbage and Trash Disposal | 92,120.00 | Public Works | | Cancelled, Abated or Adjusted 1985 | |
| Public Buildings and Grounds | 20,100.00 | Buildings and Grounds | | Transfers to Tax Title Liens or Foreclosed | |
| Other Public Works | | Library and Education | | Balance December 31, 1985 | 12,832.89 |
| HEALTH and WELFARE | | Conservation | | TAX TITLE LIENS OUTSTANDING | |
| Health Services Except Environmental | 3,600.00 | All Other | | Balance January 1, 1985 | 45,053.55 |
| Welfare-Public Assistance | 7,300.00 | CAPITAL DEBT AUTHORIZED, DECEMBER 31, 1985 | | Transfer From Taxes | |
| Hospitals, Clinics, First Aid | | ISSUED AND UNISSUED | | Redeemed in 1985 | 13,929.34 |
| Animal, Insect, & Rodent Control | 4,100.00 | GROSS DEBT | | Cancelled, Abated or Adjusted (1985) | |
| Other Welfare Services | | NET DEBT | | Transfers to Foreclosed Property | |
| RECREATION and CONSERVATION | | SCHOOL | | Balance December 31, 1985 | 31,124.21 |
| Beaches and Boardwalks | | Self-liquidating | | PROPERTY ACQUIRED BY DEED OR FORECLOSURE | |
| Parks, Playgrounds, Shade Trees | | Other | | Balance January 1, 1985 | 269,510.00 |
| Land Reclamation & Conservation | 7,000.00 | Total | | Transfers From Taxes or Liens | |
| Other Recreational Services | | ISSUED AND OUTSTANDING | | Sale for Cash (1985) | |
| EDUCATION (excluding schools) | | SCHOOL | | Cancelled, Abated or Adjusted (1985) | |
| Libraries | 2,500.00 | Self-Liquidating | | Balance December 31, 1985 | 269,510.00 |
| Other Educational Services | 1,000.00 | Other | | CURRENT FINANCES DECEMBER 31, 1985 | |
| STATUTORY EXPENDITURES | | Total | | ASSETS | |
| Pensions & F. I. C. A. | 46,000.00 | EQUALIZED VALUATION BASIS | | Cash Dec. 31, 1985 | 742,950.60 |
| Employee Fringe Benefits | 23,000.00 | FOR NET DEBT COMPUTATION | | Taxes Receivable | 145,869.50 |
| Other Statutory Expenditures | 1,968.00 | REAL PROPERTY VALUATIONS | | Tax Title Liens | 31,124.21 |
| CETA And Other Public Employment Programs | | Code Class # of Parcels % VAL'N | | Foreclosed Property | 269,510.00 |
| MUNICIPAL FUNCTIONS | | ASSESSED VALUATION | | Emergencies & Other Deferred Charges | 18,000.00 |
| CAPITAL IMPROVEMENTS | *MEMO* | 1 Vacant Land 400 6.95 | | State and Federal Aid Receivable | 29,000.00 |
| DEBT SERVICE | | 2 Residential 1286 77.27 | | Other Receivables | 171,667.60 |
| Principal Payments | 60,000.00 | 3 Farm | | Total | 1,408,121.91 |
| Interest Payments | 15,977.18 | 4a Commercial 96 11.03 | | LIABILITIES, RESERVES, AND SURPLUS | |
| DEFERRED CHARGES | | 4b Industrial | | Cash Liabilities | 715,148.11 |
| SCHOOL, COUNTY, SPECIAL DISTRICT TAXES | 1,670,327.85 | 4c Apartments 2 4.75 | | Reserves for Receivables | 465,029.78 |
| RESERVE FOR UNCOLLECTED TAXES | 169,200.00 | Total 1784 | | Surplus Dec. 31, 1985 | 227,944.02 |
| EXPENDITURES | | Land Area 3.70 Sq. Miles | | Total | 1,408,121.91 |
| TOTAL | 2,953,197.34 | Net Valuation Taxable-Municipal | | | |
| | | Net Valuation Taxable-County | | | |
| | | State Equalized Valuation | | | |
| | | State Equalization Ratio | | | |

0910
 Population 1980 **55,593**
 Population 1985 **56,184**
 S & P Rating
 Moody Rating **BAA**

General Tax Rate Per \$100.
8.63
 State Equalized Tax Rate
4.26

UNION CITY CITY – HUDSON COUNTY

Form of Government:
Commission (1911)

Number of Members on Governing Body – 5

| | | | |
|------------------------|---------------|----------------------------|--------------|
| PER CAPITA: | | PER CENT: | |
| Gross Debt | 158.28 | Gross Debt | 1.87 |
| Net Debt | 53.75 | Net Debt | .64 |
| Debt Service | 11.24 | Tax Levy Collected | 93.52 |
| Total Tax Levy | 446.83 | Tax Levy Cancelled, Abated | |
| Municipal Expenditures | 493.74 | or Adjusted | .45 |

| EXPENDITURES | | REVENUES-REALIZED | | 1985 PROPERTY TAX | |
|---|---------------|--|--|--|---------------|
| GENERAL GOVERNMENT | | | | STATE EQUALIZED TAX RATE → | |
| Governing Body & Public Boards | 36,000.00 | 1985 Property Taxes Collected | | Local District School Taxes | 1.26 |
| Municipal Clerk | 103,856.00 | 1985 Payments in Lieu of Taxes | | Regional & Consolidated School Tax | |
| Financial Administration | 232,663.00 | Delinquent Tax & Lien Collections | | School Taxes in Municipal Budget | |
| Assessment of Taxes | 165,046.00 | Business Personalty Replacement Taxes | | County Taxes | .82 * |
| Collection of Taxes | 143,774.00 | Taxes from Public Utilities | | County Library Taxes | |
| Planning, Housing & Development | 24,800.00 | Other Miscellaneous Tax Revenues | | Local Municipal Purpose Taxes | 2.18 |
| Human Resources | 3,005,707.89 | State Aid Revenues | | Veteran & Senior Citizen Taxes | |
| Elections | 17,785.00 | Federal Aid Revenues | | Total Taxes for Rate Computation | 4.26 |
| General Administration (other) | 2,138,272.00 | State and Local Fiscal Assistance Act Utilized | | Special District Taxes | |
| JUDICIARY | | Sale of Acquired Property | | Bank Corp. Taxes | 105,922.62 |
| Municipal Courts | 378,611.00 | Other Miscellaneous Revenues | | Added and Omitted Taxes | 41,275.38 |
| PUBLIC SAFETY | | Prior Years Surplus Appropriated | | Total Taxes Levied - ABSTRACT | 25,104,705.13 |
| Fire Protection | 3,992,815.00 | REVENUES | | Total Taxes Billed | 25,003,912.06 |
| Police Protection | 4,813,281.63 | Reserve For Uncollected Taxes | | 1985 TAXES COLLECTED | 23,382,888.45 |
| Civil Defense & Disaster Control | 4,100.00 | CAPITAL OUTLAY | | 1985 Taxes Cancelled, Abated or Adjusted | 113,604.56 |
| Environmental Inspection & Control | 310,910.00 | TOTAL | | Transfer to Tax Title Liens or Foreclosed | 86,912.36 |
| Other Public Safety | | TOTAL | | Balance Outstanding Dec. 31, 1985 | 1,420,506.69 |
| PUBLIC WORKS | | Public Enterprises | | PRIOR YEARS TAXES OUTSTANDING | |
| Streets and Drainage | 1,711,452.00 | Recreation—Culture | | Balance January 1, 1985 | 1,418,704.58 |
| Sewers and Sewage Processing | 415,523.53 | Public Works | | Collected in 1985 | 1,370,793.76 |
| Garbage and Trash Disposal | 1,561,186.24 | Buildings and Grounds | | Cancelled, Abated or Adjusted 1985 | |
| Public Buildings and Grounds | 501,301.00 | Library and Education | | Transfers to Tax Title Liens or Foreclosed | 34,601.90 |
| Other Public Works | 264,000.00 | Conservation | | Balance December 31, 1985 | 13,308.92 |
| HEALTH and WELFARE | | All Other | | TAX TITLE LIENS OUTSTANDING | |
| Health Services Except Environmental | 797,925.22 | CAPITAL DEBT AUTHORIZED, DECEMBER 31, 1985 | | Balance January 1, 1985 | 395,527.69 |
| Welfare-Public Assistance | 267,261.00 | ISSUED AND UNISSUED | | Transfer From Taxes | 128,251.46 |
| Hospitals, Clinics, First Aid | | SCHOOL | | Redeemed in 1985 | 243,239.23 |
| Animal, Insect, & Rodent Control | | Self-liquidating | | Cancelled, Abated or Adjusted (1985) | |
| Other Welfare Services | 500.00 | Other | | Transfers to Foreclosed Property | |
| RECREATION and CONSERVATION | | Total | | Balance December 31, 1985 | 280,539.92 |
| Beaches and Boardwalks | | ISSUED AND OUTSTANDING | | PROPERTY ACQUIRED BY DEED OR | |
| Parks, Playgrounds, Shade Trees | 525,578.00 | SCHOOL | | FORECLOSURE | |
| Land Reclamation & Conservation | | Self-Liquidating | | Balance January 1, 1985 | 75,150.00 |
| Other Recreational Services | 4,800.00 | Other | | Transfers From Taxes or Liens | |
| EDUCATION (excluding schools) | | Total | | Sale for Cash (1985) | |
| Libraries | 420,000.00 | EQUALIZED VALUATION BASIS | | Cancelled, Abated or Adjusted (1985) | |
| Other Educational Services | | FOR NET DEBT COMPUTATION | | Balance December 31, 1985 | 75,150.00 |
| STATUTORY EXPENDITURES | | REAL PROPERTY VALUATIONS | | CURRENT FINANCES DECEMBER 31, 1985 | |
| Pensions & F. I. C. A. | 1,934,431.74 | Code Class # of Parcels % VAL'N | | ASSETS | |
| Employee Fringe Benefits | 1,418,386.60 | 1 Vacant Land 251 1.21 | | Cash Dec. 31, 1985 | 1,805,875.89 |
| Other Statutory Expenditures | 70,000.00 | 2 Residential 3637 38.96 | | Taxes Receivable | 1,433,815.61 |
| CETA And Other Public Employment Programs | | 3 Farm | | Tax Title Liens | 280,539.92 |
| MUNICIPAL FUNCTIONS | | 4a Commercial 1550 32.65 | | Foreclosed Property | 75,150.00 |
| CAPITAL IMPROVEMENTS | *MEMO* | 4b Industrial 150 4.35 | | Emergencies & Other Deferred Charges | 590,984.39 |
| DEBT SERVICE | | 4c Apartments 700 22.83 | | State and Federal Aid Receivable | |
| Principal Payments | 390,000.00 | Total 6288 | | Other Receivables | |
| Interest Payments | 241,778.42 | Land Area 1.40 Sq. Miles | | Total | 2,227,233.06 |
| TYPE I SCHL DEBT *MEMO | 273,643.50 | Net Valuation Taxable-Municipal | | LIABILITIES, RESERVES, AND SURPLUS | |
| DEFERRED CHARGES | 22,043.67 | Net Valuation Taxable-County | | Cash Liabilities | 2,154,127.12 |
| SCHOOL, COUNTY, SPECIAL DISTRICT TAXES | 12,163,667.38 | State Equalized Valuation | | Reserves for Receivables | 2,517,238.45 |
| RESERVE FOR UNCOLLECTED TAXES | 1,826,777.08 | State Equalization Ratio | | Surplus Dec. 31, 1985 | 1,742,233.30 |
| EXPENDITURES | | | | Total | 6,413,598.87 |
| TOTAL | 39,904,233.40 | | | | |

1985/3000

* ABOVE DEBT SERVICE INCLUDES TYPE I SCHOOL DEBT

*Includes County Health Service Taxes or County Vocational School Taxes. See Table 13.

1025
 Population 1980 **3,971**
 Population 1985 **3,855**
 S & P Rating
 Moody Rating

General Tax Rate Per \$100. **2.00**
 State Equalized Tax Rate **1.82**

UNION TOWNSHIP – HUNTERDON COUNTY
Form of Government:
Township Committee
Number of Members on Governing Body – 3

PER CAPITA:
 Gross Debt **366.41**
 Net Debt
 Debt Service
 Total Tax Levy **711.28**
 Municipal Expenditures **227.55**

PER CENT:
 Gross Debt **1.08**
 Net Debt
 Tax Levy Collected **93.45**
 Tax Levy Cancelled, Abated or Adjusted **.06**

| EXPENDITURES | | REVENUES-REALIZED | | 1985 PROPERTY TAX | |
|---|---------------------|--|-----------------------|---|---------------------|
| GENERAL GOVERNMENT | | | | STATE EQUALIZED TAX RATE 1.82 | |
| Governing Body & Public Boards | | 1985 Property Taxes Collected | 2,563,764.09 | Local District School Taxes | 1,058,260.11 |
| Municipal Clerk | 18,154.00 | 1985 Payments in Lieu of Taxes | | Regional & Consolidated School Tax | 903,651.55 |
| Financial Administration | 19,282.88 | Delinquent Tax & Lien Collections | 146,348.31 | School Taxes in Municipal Budget | |
| Assessment of Taxes | 17,097.23 | Business Personalty Replacement Taxes | 49,485.36 | County Taxes | 651,768.87 |
| Collection of Taxes | 65,962.28 | Taxes from Public Utilities | 152,212.00 | County Library Taxes | 40,462.17 |
| Planning, Housing & Development | | Other Miscellaneous Tax Revenues | | Local Municipal Purpose Taxes | |
| Human Resources | | State Aid Revenues | 18,033.29 | Veteran & Senior Citizen Taxes | 26,000.00 |
| Elections | | Federal Aid Revenues | | Total Taxes for Rate Computation | 1.82 |
| General Administration (other) | 108,612.85 | State and Local Fiscal Assistance Act Utilized | 17,798.00 | Special District Taxes | |
| JUDICIARY | | Sale of Acquired Property | | Bank Corp. Taxes | 6,024.92 |
| Municipal Courts | 34,500.00 | Other Miscellaneous Revenues | 324,465.43 | Added and Omitted Taxes | 81,815.94 |
| PUBLIC SAFETY | | Total | 3,272,106.48 | Total Taxes Levied - ABSTRACT | 2,741,983.56 |
| Fire Protection | 38,507.05 | Prior Years Surplus Appropriated | 375,270.52 | Total Taxes Billed | 2,743,506.84 |
| Police Protection | 27,500.00 | REVENUES TOTAL | 3,647,377.00 | 1985 TAXES COLLECTED | 2,563,764.09 |
| Civil Defense & Disaster Control | 1,000.00 | Reserve For Uncollected Taxes | 202,400.00 | 1985 Taxes Cancelled, Abated or Adjusted | 1,509.05 |
| Environmental Inspection & Control | 49,409.88 | | | Transfer to Tax Title Liens or Foreclosed | 11,954.70 |
| Other Public Safety | | | | Balance Outstanding Dec. 31, 1985 | 166,279.00 |
| PUBLIC WORKS | | CAPITAL OUTLAY TOTAL | 48,395.00 | PRIOR YEARS TAXES OUTSTANDING | |
| Streets and Drainage | 164,000.00 | Public Enterprises | | Balance January 1, 1985 | 135,857.44 |
| Sewers and Sewage Processing | 30,500.00 | Recreation—Culture | | Collected in 1985 | 111,912.76 |
| Garbage and Trash Disposal | 17,057.60 | Public Works | 48,395.00 | Cancelled, Abated or Adjusted 1985 | 15.45 |
| Public Buildings and Grounds | 23,500.00 | Buildings and Grounds | | Transfers to Tax Title Liens or Foreclosed | 5,236.97 |
| Other Public Works | | Library and Education | | Balance December 31, 1985 | 18,692.26 |
| HEALTH and WELFARE | | Conservation | | TAX TITLE LIENS OUTSTANDING | |
| Health Services Except Environmental | 400.00 | All Other | | Balance January 1, 1985 | 68,783.55 |
| Welfare-Public Assistance | 760.00 | | | Transfer From Taxes | 17,735.34 |
| Hospitals, Clinics, First Aid | | CAPITAL DEBT AUTHORIZED, DECEMBER 31, 1985 | | Redeemed in 1985 | 34,435.55 |
| Animal, Insect, & Rodent Control | 2,900.00 | ISSUED AND UNISSUED GROSS DEBT NET DEBT | | Cancelled, Abated or Adjusted (1985) | |
| Other Welfare Services | | School | 1,412,512 | Transfers to Foreclosed Property | |
| RECREATION and CONSERVATION | | Self-liquidating | | Balance December 31, 1985 | 52,083.34 |
| Beaches and Boardwalks | | Other | | PROPERTY ACQUIRED BY DEED OR FORECLOSURE | |
| Parks, Playgrounds, Shade Trees | | Total | 1,412,512 | Balance January 1, 1985 | |
| Land Reclamation & Conservation | 2,000.00 | ISSUED AND OUTSTANDING | | Transfers From Taxes or Liens | |
| Other Recreational Services | 3,650.00 | School | 875,356.47 | Sale for Cash (1985) | |
| EDUCATION (excluding schools) | | Self-Liquidating | | Cancelled, Abated or Adjusted (1985) | |
| Libraries | | Other | | Balance December 31, 1985 | |
| Other Educational Services | | Total | 875,356.47 | CURRENT FINANCES DECEMBER 31, 1985 | |
| STATUTORY EXPENDITURES | | EQUALIZED VALUATION BASIS FOR NET DEBT COMPUTATION | 131,107,684 | ASSETS | |
| Pensions & F. I. C. A. | 31,000.00 | REAL PROPERTY VALUATIONS | | Cash Dec. 31, 1985 | 1,669,045.88 |
| Employee Fringe Benefits | 15,000.00 | Code Class # of Parcels % VAL'N | | Taxes Receivable | 184,971.26 |
| Other Statutory Expenditures | 4,000.00 | 1 Vacant Land 196 4.86 | 6,429,140.00 | Tax Title Liens | 52,083.34 |
| CETA And Other Public Employment Programs | | 2 Residential 1099 74.51 | 98,592,935.00 | Foreclosed Property | |
| MUNICIPAL FUNCTIONS TOTAL | 674,793.77 | 3 Farm 290 8.92 | 11,810,395.00 | Emergencies & Other Deferred Charges | 7,666.36 |
| CAPITAL IMPROVEMENTS *MEMO* | 52,000.00 | 4a Commercial 39 8.71 | 11,528,053.00 | State and Federal Aid Receivable | |
| DEBT SERVICE | | 4b Industrial 7 2.94 | 3,888,600.00 | Other Receivables | 1,980.98 |
| Principal Payments | | 4c Apartments 1 .06 | 76,700.00 | Total | 1,915,747.82 |
| Interest Payments | | Total 1632 | 132,325,823.00 | LIABILITIES, RESERVES, AND SURPLUS | |
| DEFERRED CHARGES | | Land Area 18.10 Sq. Miles | | Cash Liabilities | 1,101,325.23 |
| SCHOOL, COUNTY, SPECIAL DISTRICT TAXES | 2,654,142.70 | Net Valuation Taxable-Municipal | 133,112,045 | Reserves for Receivables | 239,035.58 |
| RESERVE FOR UNCOLLECTED TAXES | 202,400.00 | Net Valuation Taxable-County | 138,970,578 | Surplus Dec. 31, 1985 | 575,387.01 |
| EXPENDITURES TOTAL | 3,531,336.47 | State Equalized Valuation | 146,041,386 | Total | 1,915,747.82 |
| | | State Equalization Ratio | 91.10 | | |

2019
Population 1980 50,184
Population 1985 50,763
S & P Rating AA
Moody Rating AA

General Tax Rate Per \$100.

4.25
State Equalized Tax Rate
2.12

UNION TOWNSHIP – UNION COUNTY

Form of Government:

Township Committee

Number of Members on Governing Body – 5

PER CAPITA:

Gross Debt 325.22
Net Debt 177.56
Debt Service 27.78
Total Tax Levy 833.43
Municipal Expenditures 453.04

PER CENT:

Gross Debt .94
Net Debt .51
Tax Levy Collected 98.22
Tax Levy Cancelled, Abated or Adjusted .03

| EXPENDITURES | | REVENUES-REALIZED | | 1985 PROPERTY TAX | |
|---|---------------|--|----------------|--|---------------|
| GENERAL GOVERNMENT | | | | STATE EQUALIZED TAX RATE | |
| Governing Body & Public Boards | | 1985 Property Taxes Collected | 41,468,112.97 | Local District School Taxes | 1.00 |
| Municipal Clerk | | 1985 Payments in Lieu of Taxes | 119,053.93 | Regional & Consolidated School Tax | |
| Financial Administration | | Delinquent Tax & Lien Collections | 701,491.37 | School Taxes in Municipal Budget | |
| Assessment of Taxes | 84,085.00 | Business Personalty Replacement Taxes | 1,419,561.84 | County Taxes | .50 |
| Collection of Taxes | 169,746.00 | Taxes from Public Utilities | 4,144,605.00 | County Library Taxes | |
| Planning, Housing & Development | 99,495.00 | Other Miscellaneous Tax Revenues | | Local Municipal Purpose Taxes | .62 |
| Human Resources | 80,215.00 | State Aid Revenues | 771,488.51 | Veteran & Senior Citizen Taxes | |
| Elections | 11,600.00 | Federal Aid Revenues | | Total Taxes for Rate Computation | 2.12 |
| General Administration (other) | 1,441,080.07 | State and Local Fiscal Assistance Act Utilized | 506,495.00 | Special District Taxes | |
| JUDICIARY | | Sale of Acquired Property | 841,840.00 | Bank Corp. Taxes | 88,169.17 |
| Municipal Courts | 194,388.00 | Other Miscellaneous Revenues | 2,078,589.47 | Added and Omitted Taxes | 184,245.44 |
| PUBLIC SAFETY | | Total | 52,051,238.09 | Total Taxes Levied - ABSTRACT | 42,307,262.77 |
| Fire Protection | 5,046,734.80 | Prior Years Surplus Appropriated | 680,000.00 | Total Taxes Billed | 42,219,093.60 |
| Police Protection | 5,350,623.00 | REVENUES TOTAL | 52,731,238.09 | 1985 TAXES COLLECTED | 41,468,112.97 |
| Civil Defense & Disaster Control | 15,354.00 | Reserve For Uncollected Taxes | 897,600.00 | 1985 Taxes Cancelled, Abated or Adjusted | 12,778.36 |
| Environmental Inspection & Control | 148,783.00 | CAPITAL OUTLAY TOTAL | 1,193,879.18 | Transfer to Tax Title Liens or Foreclosed | 9,724.75 |
| Other Public Safety | | | | Balance Outstanding Dec. 31, 1985 | 728,477.52 |
| PUBLIC WORKS | | | | PRIOR YEARS TAXES OUTSTANDING | |
| Streets and Drainage | 810,816.11 | Public Enterprises | | Balance January 1, 1985 | 607,346.22 |
| Sewers and Sewage Processing | | Recreation—Culture | 58,633.45 | Collected in 1985 | 600,349.83 |
| Garbage and Trash Disposal | 1,806,051.00 | Public Works | 778,778.15 | Cancelled, Abated or Adjusted 1985 | 784.60 |
| Public Buildings and Grounds | 189,420.00 | Buildings and Grounds | 302,627.24 | Transfers to Tax Title Liens or Foreclosed | |
| Other Public Works | 908,584.00 | Library and Education | 53,840.34 | Balance December 31, 1985 | 6,211.79 |
| HEALTH and WELFARE | | Conservation | | TAX TITLE LIENS OUTSTANDING | |
| Health Services Except Environmental | 251,015.00 | All Other | | Balance January 1, 1985 | 403,880.52 |
| Welfare-Public Assistance | 69,308.00 | CAPITAL DEBT AUTHORIZED, DECEMBER 31, 1985 | | Transfer From Taxes | 9,724.75 |
| Hospitals, Clinics, First Aid | | ISSUED AND UNISSUED | | Redeemed in 1985 | 101,141.54 |
| Animal, Insect, & Rodent Control | 11,324.00 | School | 1,740,000 | Cancelled, Abated or Adjusted (1985) | |
| Other Welfare Services | | Self-Liquidating | 5,755,600 | Transfers to Foreclosed Property | |
| RECREATION and CONSERVATION | | Other | 9,013,293 | Balance December 31, 1985 | 312,463.73 |
| Beaches and Boardwalks | | Total | 16,508,893 | PROPERTY ACQUIRED BY DEED OR FORECLOSURE | |
| Parks, Playgrounds, Shade Trees | 43,200.00 | ISSUED AND OUTSTANDING | | Balance January 1, 1985 | 440,240.00 |
| Land Reclamation & Conservation | | School | 1,740,000.00 | Transfers From Taxes or Liens | |
| Other Recreational Services | 268,779.00 | Self-Liquidating | 999,000.00 | Sale for Cash (1985) | |
| EDUCATION (excluding schools) | | Other | 7,917,000.00 | Cancelled, Abated or Adjusted (1985) | |
| Libraries | 570,000.00 | Total | 10,656,000.00 | Balance December 31, 1985 | 440,240.00 |
| Other Educational Services | | EQUALIZED VALUATION BASIS | | CURRENT FINANCES DECEMBER 31, 1985 | |
| STATUTORY EXPENDITURES | | FOR NET DEBT COMPUTATION | 1,753,234,284 | ASSETS | |
| Pensions & F. I. C. A. | 1,878,851.48 | REAL PROPERTY VALUATIONS | | Cash Dec. 31, 1985 | 12,157,830.76 |
| Employee Fringe Benefits | 1,240,886.00 | Code Class # of Parcels % VAL'N | | Taxes Receivable | 734,689.31 |
| Other Statutory Expenditures | | 1 Vacant Land 1172 1.47 | 14,340,700.00 | Tax Title Liens | 312,463.73 |
| CETA And Other Public Employment Programs | | 2 Residential 14696 68.80 | 669,323,200.00 | Foreclosed Property | 440,240.00 |
| MUNICIPAL FUNCTIONS TOTAL | 20,690,338.46 | 3 Farm 1 | 3,200.00 | Emergencies & Other Deferred Charges | |
| CAPITAL IMPROVEMENTS *MEMO* | 35,000.00 | 4a Commercial 695 12.87 | 125,239,500.00 | State and Federal Aid Receivable | |
| DEBT SERVICE | | 4b Industrial 273 14.73 | 143,334,900.00 | Other Receivables | 79,657.54 |
| Principal Payments | 830,000.00 | 4c Apartments 52 2.12 | 20,591,900.00 | Total | 13,724,881.34 |
| Interest Payments | 579,947.80 | Total 16889 | 972,833,400.00 | LIABILITIES, RESERVES, AND SURPLUS | |
| DEFERRED CHARGES | | Land Area 9.00 Sq. Miles | | Cash Liabilities | 10,849,902.37 |
| SCHOOL, COUNTY, SPECIAL DISTRICT TAXES | 29,734,561.96 | Net Valuation Taxable-Municipal | 990,249,057 | Reserves for Receivables | 1,567,050.58 |
| RESERVE FOR UNCOLLECTED TAXES | 897,600.00 | Net Valuation Taxable-County | 1,812,028,245 | Surplus Dec. 31, 1985 | 1,307,928.39 |
| EXPENDITURES TOTAL | 52,732,448.22 | State Equalized Valuation | 1,972,106,499 | Total | 13,724,881.34 |
| | | State Equalization Ratio | 49.77 | | |

1350
 Population 1980 **6,354**
 Population 1985 **6,393**
 S & P Rating
 Moody Rating **BAA**

General Tax Rate Per \$100. **3.74**
 State Equalized Tax Rate **2.77**

UNION BEACH BORO. - MONMOUTH CO.
Form of Government:
Borough Council
Number of Members on Governing Body - 6

PER CAPITA:
 Gross Debt **525.64**
 Net Debt **293.31**
 Debt Service **57.83**
 Total Tax Levy **535.66**
 Municipal Expenditures **508.41**

PER CENT:
 Gross Debt **3.06**
 Net Debt **1.71**
 Tax Levy Collected **93.96**
 Tax Levy Cancelled, Abated or Adjusted **.17**

| EXPENDITURES | | REVENUES-REALIZED | | 1985 PROPERTY TAX | |
|---|--------------|--|--|--|--------------|
| GENERAL GOVERNMENT | | | | STATE EQUALIZED TAX RATE 2.77 | |
| Governing Body & Public Boards | 5,000.00 | 1985 Property Taxes Collected | | Local District School Taxes | 1.32 |
| Municipal Clerk | 18,342.00 | 3,214,707.90 | | Regional & Consolidated School Tax | |
| Financial Administration | 13,149.00 | 1985 Payments in Lieu of Taxes | | School Taxes in Municipal Budget | |
| Assessment of Taxes | 15,600.00 | Delinquent Tax & Lien Collections | | County Taxes | .50 |
| Collection of Taxes | 32,364.00 | 228,166.62 | | County Library Taxes | .02 |
| Planning, Housing & Development | 18,900.00 | Business Personalty Replacement Taxes | | Local Municipal Purpose Taxes | .94 |
| Human Resources | 13,471.59 | Taxes from Public Utilities | | Veteran & Senior Citizen Taxes | |
| Elections | 2,000.00 | 347,826.00 | | Total Taxes for Rate Computation | 2.78 |
| General Administration (other) | 220,541.00 | Other Miscellaneous Tax Revenues | | Special District Taxes | |
| JUDICIARY | | State Aid Revenues | | Bank Corp. Taxes | 7,134.25 |
| Municipal Courts | 24,021.00 | Federal Aid Revenues | | Added and Omitted Taxes | 62,470.38 |
| PUBLIC SAFETY | | State and Local Fiscal Assistance Act Utilized | | Total Taxes Levied - ABSTRACT | 3,424,489.23 |
| Fire Protection | 85,226.00 | Sale of Acquired Property | | Total Taxes Billed | 3,421,493.42 |
| Police Protection | 541,606.27 | Other Miscellaneous Revenues | | 1985 TAXES COLLECTED | 3,214,707.90 |
| Civil Defense & Disaster Control | 1,038.00 | Prior Years Surplus Appropriated | | 1985 Taxes Cancelled, Abated or Adjusted | 5,914.98 |
| Environmental Inspection & Control | 16,790.00 | REVENUES TOTAL | | Transfer to Tax Title Liens or Foreclosed | 38,926.16 |
| Other Public Safety | | Reserve For Uncollected Taxes | | Balance Outstanding Dec. 31, 1985 | 161,944.38 |
| PUBLIC WORKS | | CAPITAL OUTLAY TOTAL | | PRIOR YEARS TAXES OUTSTANDING | |
| Streets and Drainage | 252,720.00 | Public Enterprises | | Balance January 1, 1985 | 176,690.23 |
| Sewers and Sewage Processing | 782,323.00 | Recreation—Culture | | Collected in 1985 | 175,068.98 |
| Garbage and Trash Disposal | 231,027.00 | Public Works | | Cancelled, Abated or Adjusted 1985 | |
| Public Buildings and Grounds | 56,315.00 | Buildings and Grounds | | Transfers to Tax Title Liens or Foreclosed | 1,317.79 |
| Other Public Works | | Library and Education | | Balance December 31, 1985 | 303.46 |
| HEALTH and WELFARE | | Conservation | | TAX TITLE LIENS OUTSTANDING | |
| Health Services Except Environmental | 42,620.00 | All Other | | Balance January 1, 1985 | 94,370.24 |
| Welfare-Public Assistance | 9,540.00 | CAPITAL DEBT AUTHORIZED, DECEMBER 31, 1985 | | Transfer From Taxes | 40,431.10 |
| Hospitals, Clinics, First Aid | | ISSUED AND UNISSUED GROSS DEBT NET DEBT | | Redeemed in 1985 | 53,097.64 |
| Animal, Insect, & Rodent Control | 300.00 | SCHOOL SELF-LIQUIDATING OTHER TOTAL | | Cancelled, Abated or Adjusted (1985) | |
| Other Welfare Services | | 1,428,312 1,875,113 3,360,425 1,875,113 | | Transfers to Foreclosed Property | 21,844.85 |
| RECREATION and CONSERVATION | | ISSUED AND OUTSTANDING | | Balance December 31, 1985 | 59,858.85 |
| Beaches and Boardwalks | 10,000.00 | SCHOOL SELF-LIQUIDATING OTHER TOTAL | | PROPERTY ACQUIRED BY DEED OR FORECLOSURE | |
| Parks, Playgrounds, Shade Trees | 7,246.00 | 1,428,312.00 1,740,000.00 3,225,312.00 | | Balance January 1, 1985 | 1,412,445.15 |
| Land Reclamation & Conservation | | EQUALIZED VALUATION BASIS FOR NET DEBT COMPUTATION | | Transfers From Taxes or Liens | 21,844.85 |
| Other Recreational Services | 23,600.00 | REAL PROPERTY VALUATIONS | | Sale for Cash (1985) | |
| EDUCATION (excluding schools) | | Code Class # of Parcels % VAL'N ASSESSED VALUATION | | Cancelled, Abated or Adjusted (1985) | 64,700.00 |
| Libraries | 12,750.00 | 1 Vacant Land 362 4.70 4,190,550.00 | | Balance December 31, 1985 | 1,369,590.00 |
| Other Educational Services | | 2 Residential 1938 76.22 67,912,200.00 | | CURRENT FINANCES DECEMBER 31, 1985 | |
| STATUTORY EXPENDITURES | | 3 Farm 44 3.93 3,497,300.00 | | ASSETS | |
| Pensions & F. I. C. A. | 90,780.00 | 4a Commercial 8 15.15 13,496,600.00 | | Cash Dec. 31, 1985 | 621,164.30 |
| Employee Fringe Benefits | 59,827.00 | 4b Industrial 8 15.15 13,496,600.00 | | Taxes Receivable | 162,247.84 |
| Other Statutory Expenditures | | 4c Apartments 2352 89,096,650.00 | | Tax Title Liens | 59,858.85 |
| CETA And Other Public Employment Programs | | Total 2352 89,096,650.00 | | Foreclosed Property | 1,369,590.00 |
| MUNICIPAL FUNCTIONS TOTAL | 2,587,096.86 | Land Area 1.80 Sq. Miles | | Emergencies & Other Deferred Charges | 27,467.78 |
| CAPITAL IMPROVEMENTS *MEMO* | 10,000.00 | Net Valuation Taxable-Municipal | | State and Federal Aid Receivable | 14,769.59 |
| DEBT SERVICE | | Net Valuation Taxable-County | | Other Receivables | 193,384.66 |
| Principal Payments | 225,000.00 | State Equalized Valuation | | Total | 2,448,483.02 |
| Interest Payments | 144,719.48 | State Equalization Ratio | | LIABILITIES, RESERVES, AND SURPLUS | |
| DEFERRED CHARGES | 56,897.12 | Land Area 1.80 Sq. Miles | | Cash Liabilities | 313,908.83 |
| SCHOOL, COUNTY, SPECIAL DISTRICT TAXES | 2,217,884.60 | Net Valuation Taxable-Municipal | | Reserves for Receivables | 1,770,609.76 |
| RESERVE FOR UNCOLLECTED TAXES | 236,547.00 | Net Valuation Taxable-County | | Surplus Dec. 31, 1985 | 363,964.43 |
| EXPENDITURES TOTAL | 5,468,145.06 | State Equalized Valuation | | Total | 2,448,483.02 |

0511
Population 1980 6,713
Population 1985 8,359
S & P Rating AA
Moody Rating

General Tax Rate Per \$100. 1.68
State Equalized Tax Rate .84

UPPER TOWNSHIP - CAPE MAY COUNTY
Form of Government:
Township Committee
Number of Members on Governing Body - 3

PER CAPITA:
Gross Debt 486.03
Net Debt 34.66
Debt Service
Total Tax Levy 387.66
Municipal Expenditures 768.57
PER CENT:
Gross Debt 1.28
Net Debt .09
Tax Levy Collected 93.37
Tax Levy Cancelled, Abated or Adjusted

| EXPENDITURES | | REVENUES-REALIZED | | 1985 PROPERTY TAX | |
|---|--------------|--|---------------|--|--------------|
| GENERAL GOVERNMENT | | | | STATE EQUALIZED TAX RATE .45 | 1,558,365.45 |
| Governing Body & Public Boards | | 1985 Property Taxes Collected | 3,007,788.51 | Local District School Taxes | |
| Municipal Clerk | | 1985 Payments in Lieu of Taxes | | Regional & Consolidated School Tax | |
| Financial Administration | 53,516.00 | Delinquent Tax & Lien Collections | 209,363.23 | School Taxes in Municipal Budget | |
| Assessment of Taxes | 57,870.00 | Business Personalty Replacement Taxes | 9,436.44 | County Taxes | 1,317,536.26 |
| Collection of Taxes | 70,100.00 | Taxes from Public Utilities | 4,763,189.00 | County Library Taxes | 78,651.81 |
| Planning, Housing & Development | 36,100.00 | Other Miscellaneous Tax Revenues | | Local Municipal Purpose Taxes | |
| Human Resources | | State Aid Revenues | | Veteran & Senior Citizen Taxes | 81,400.00 |
| Elections | | Federal Aid Revenues | | Total Taxes for Rate Computation | 3,035,953.52 |
| General Administration (other) | 466,614.96 | State and Local Fiscal Assistance Act Utilized | 29,503.00 | Special District Taxes | 172,400.00 |
| JUDICIARY | | Sale of Acquired Property | | Bank Corp. Taxes | 16,019.86 |
| Municipal Courts | 50,000.00 | Other Miscellaneous Revenues | 613,205.06 | Added and Omitted Taxes | 97,492.53 |
| PUBLIC SAFETY | | Total | 8,632,485.24 | Total Taxes Levied - ABSTRACT | 3,240,465.91 |
| Fire Protection | 72,000.00 | Prior Years Surplus Appropriated | 2,275,000.00 | Total Taxes Billed | 3,221,301.30 |
| Police Protection | 61,500.00 | REVENUES TOTAL | 10,907,485.24 | 1985 TAXES COLLECTED | 3,007,788.51 |
| Civil Defense & Disaster Control | 5,550.00 | Reserve For Uncollected Taxes | 265,253.47 | 1985 Taxes Cancelled, Abated or Adjusted | |
| Environmental Inspection & Control | 92,500.00 | | | Transfer to Tax Title Liens or Foreclosed | |
| Other Public Safety | | | | Balance Outstanding Dec. 31, 1985 | 213,512.79 |
| PUBLIC WORKS | | CAPITAL OUTLAY TOTAL | | PRIOR YEARS TAXES OUTSTANDING | |
| Streets and Drainage | 737,000.00 | Public Enterprises | | Balance January 1, 1985 | 236,029.51 |
| Sewers and Sewage Processing | | Recreation—Culture | | Collected in 1985 | 201,619.40 |
| Garbage and Trash Disposal | 368,464.13 | Public Works | | Cancelled, Abated or Adjusted 1985 | |
| Public Buildings and Grounds | 89,500.00 | Buildings and Grounds | | Transfers to Tax Title Liens or Foreclosed | 3,728.43 |
| Other Public Works | 7,500.00 | Library and Education | | Balance December 31, 1985 | 30,681.68 |
| HEALTH and WELFARE | | Conservation | | TAX TITLE LIENS OUTSTANDING | |
| Health Services Except Environmental | 35,750.00 | All Other | | Balance January 1, 1985 | 11,727.29 |
| Welfare-Public Assistance | 6,710.00 | | | Transfer From Taxes | 3,728.43 |
| Hospitals, Clinics, First Aid | | | | Redeemed in 1985 | 7,743.83 |
| Animal, Insect, & Rodent Control | 25,989.00 | | | Cancelled, Abated or Adjusted (1985) | |
| Other Welfare Services | | | | Transfers to Foreclosed Property | |
| RECREATION and CONSERVATION | | | | Balance December 31, 1985 | 7,711.89 |
| Beaches and Boardwalks | 59,300.00 | | | PROPERTY ACQUIRED BY DEED OR | |
| Parks, Playgrounds, Shade Trees | | | | FORECLOSURE | |
| Land Reclamation & Conservation | | | | Balance January 1, 1985 | 845,104.00 |
| Other Recreational Services | 135,300.00 | | | Transfers From Taxes or Liens | |
| EDUCATION (excluding schools) | | | | Sale for Cash (1985) | |
| Libraries | | | | Cancelled, Abated or Adjusted (1985) | |
| Other Educational Services | 3,450,000.00 | | | Balance December 31, 1985 | 845,104.00 |
| STATUTORY EXPENDITURES | | | | CURRENT FINANCES DECEMBER 31, 1985 | |
| Pensions & F. I. C. A. | 87,000.00 | | | ASSETS | |
| Employee Fringe Benefits | 81,000.00 | | | Cash Dec. 31, 1985 | 5,912,399.74 |
| Other Statutory Expenditures | | | | Taxes Receivable | 244,194.47 |
| CETA And Other Public Employment Programs | | | | Tax Title Liens | 7,711.89 |
| MUNICIPAL FUNCTIONS TOTAL | 6,049,264.09 | | | Foreclosed Property | 845,104.00 |
| CAPITAL IMPROVEMENTS *MEMO* | | | | Emergencies & Other Deferred Charges | 25,464.13 |
| DEBT SERVICE | | | | State and Federal Aid Receivable | 6,605.36 |
| Principal Payments | | | | Other Receivables | 92,588.98 |
| Interest Payments | | | | Total | 7,134,068.57 |
| DEFERRED CHARGES | 110,000.00 | | | LIABILITIES, RESERVES, AND SURPLUS | |
| SCHOOL, COUNTY, SPECIAL DISTRICT TAXES | 3,126,953.52 | | | Cash Liabilities | 3,545,040.41 |
| RESERVE FOR UNCOLLECTED TAXES | 265,253.47 | | | Reserves for Receivables | 1,189,599.34 |
| EXPENDITURES TOTAL | 9,551,471.08 | | | Surplus Dec. 31, 1985 | 2,399,428.82 |
| | | | | Total | 7,134,068.57 |

0613
Population 1980 6,810
Population 1985 6,994
S & P Rating
Moody Rating

General Tax Rate Per \$100. 2.22
State Equalized Tax Rate 2.27

UPPER DEERFIELD TWP. - CUMB. CO.

Form of Government:
Township Committee

Number of Members on Governing Body - 5

PER CAPITA:
Gross Debt 591.21
Net Debt 112.67
Debt Service
Total Tax Levy 499.23
Municipal Expenditures 385.58
PER CENT:
Gross Debt 2.87
Net Debt .55
Tax Levy Collected 91.49
Tax Levy Cancelled, Abated or Adjusted .05

| EXPENDITURES | | REVENUES-REALIZED | | 1985 PROPERTY TAX | |
|---|--------------|--|--|--|--------------|
| GENERAL GOVERNMENT | | | | STATE EQUALIZED TAX RATE .59 | |
| Governing Body & Public Boards | 40,560.00 | 1985 Property Taxes Collected 3,196,794.82 | | Local District School Taxes .51 | 896,270.83 |
| Municipal Clerk | | 1985 Payments in Lieu of Taxes | | Regional & Consolidated School Tax .51 | 776,760.66 |
| Financial Administration | 25,027.51 | Delinquent Tax & Lien Collections 506,925.85 | | School Taxes in Municipal Budget | |
| Assessment of Taxes | 24,700.00 | Business Personalty Replacement Taxes 109,659.16 | | County Taxes 1.17 * | 1,782,261.58 |
| Collection of Taxes | 42,895.84 | Taxes from Public Utilities 1,140,584.00 | | County Library Taxes | |
| Planning, Housing & Development | 36,238.32 | Other Miscellaneous Tax Revenues | | Local Municipal Purpose Taxes | |
| Human Resources | | State Aid Revenues 46,246.11 | | Veteran & Senior Citizen Taxes | 85,100.00 |
| Elections | | Federal Aid Revenues | | Total Taxes for Rate Computation 2.27 | 3,540,393.07 |
| General Administration (other) | 181,146.66 | State and Local Fiscal Assistance Act Utilized 41,476.00 | | Special District Taxes | |
| JUDICIARY | | Sale of Acquired Property | | Bank Corp. Taxes | 4,438.77 |
| Municipal Courts | 41,185.00 | Other Miscellaneous Revenues 1,028,958.65 | | Added and Omitted Taxes | 31,860.88 |
| PUBLIC SAFETY | | Total 6,070,644.59 | | Total Taxes Levied - ABSTRACT | 3,491,592.72 |
| Fire Protection | 26,050.00 | Prior Years Surplus Appropriated 1,396,053.48 | | Total Taxes Billed | 3,494,144.80 |
| Police Protection | 201,124.59 | REVENUES TOTAL 7,466,698.07 | | 1985 TAXES COLLECTED | 3,196,794.82 |
| Civil Defense & Disaster Control | | Reserve For Uncollected Taxes 395,090.14 | | 1985 Taxes Cancelled, Abated or Adjusted | 1,641.64 |
| Environmental Inspection & Control | 19,704.63 | CAPITAL OUTLAY TOTAL 1,188,524.50 | | Transfer to Tax Title Liens or Foreclosed | 11,449.04 |
| Other Public Safety | | | | Balance Outstanding Dec. 31, 1985 | 284,259.30 |
| PUBLIC WORKS | | | | PRIOR YEARS TAXES OUTSTANDING | |
| Streets and Drainage | 205,025.61 | Public Enterprises | | Balance January 1, 1985 | 268,142.80 |
| Sewers and Sewage Processing | 395,801.05 | Recreation—Culture | | Collected in 1985 | 257,118.88 |
| Garbage and Trash Disposal | 213,625.00 | Public Works | | Cancelled, Abated or Adjusted 1985 | 1,317.06 |
| Public Buildings and Grounds | 112,208.04 | Buildings and Grounds | | Transfers to Tax Title Liens or Foreclosed | 7,104.57 |
| Other Public Works | 14,372.81 | Library and Education | | Balance December 31, 1985 | 2,602.29 |
| HEALTH and WELFARE | | Conservation | | TAX TITLE LIENS OUTSTANDING | |
| Health Services Except Environmental | 5,931.00 | All Other | | Balance January 1, 1985 | 265,540.49 |
| Welfare-Public Assistance | 14,770.82 | CAPITAL DEBT AUTHORIZED, DECEMBER 31, 1985 | | Transfer From Taxes | 19,260.31 |
| Hospitals, Clinics, First Aid | | ISSUED AND UNISSUED GROSS DEBT NET DEBT | | Redeemed in 1985 | 249,806.97 |
| Animal, Insect, & Rodent Control | 8,311.29 | School 3,346,930 | | Cancelled, Abated or Adjusted (1985) | |
| Other Welfare Services | | Self-liquidating 788,000 788,000 | | Transfers to Foreclosed Property | |
| RECREATION and CONSERVATION | | Other 4,134,930 788,000 | | Balance December 31, 1985 | 34,993.83 |
| Beaches and Boardwalks | | ISSUED AND OUTSTANDING | | PROPERTY ACQUIRED BY DEED OR FORECLOSURE | |
| Parks, Playgrounds, Shade Trees | | School 3,346,930.65 | | Balance January 1, 1985 | 30,500.00 |
| Land Reclamation & Conservation | | Self-Liquidating | | Transfers From Taxes or Liens | |
| Other Recreational Services | 30,573.28 | Other 3,346,930.65 | | Sale for Cash (1985) | |
| EDUCATION (excluding schools) | | Total 3,346,930.65 | | Cancelled, Abated or Adjusted (1985) | |
| Libraries | | EQUALIZED VALUATION BASIS FOR NET DEBT COMPUTATION 144,069,034 | | Balance December 31, 1985 | 30,500.00 |
| Other Educational Services | 559,298.09 | REAL PROPERTY VALUATIONS | | CURRENT FINANCES DECEMBER 31, 1985 | |
| STATUTORY EXPENDITURES | | Code Class # of Parcels % VAL'N ASSESSED VALUATION | | ASSETS | |
| Pensions & F. I. C. A. | 54,485.92 | 1 Vacant Land 484 3.46 5,336,800.00 | | Cash Dec. 31, 1985 | 3,014,935.26 |
| Employee Fringe Benefits | 45,101.16 | 2 Residential 1883 62.31 95,968,900.00 | | Taxes Receivable | 286,861.59 |
| Other Statutory Expenditures | 3,500.00 | 3 Farm 545 8.23 12,670,500.00 | | Tax Title Liens | 34,993.83 |
| CETA And Other Public Employment Programs | | 4a Commercial 100 13.75 21,175,400.00 | | Foreclosed Property | 30,500.00 |
| MUNICIPAL FUNCTIONS TOTAL 2,301,636.62 | | 4b Industrial 5 10.47 16,129,800.00 | | Emergencies & Other Deferred Charges | |
| CAPITAL IMPROVEMENTS *MEMO* | | 4c Apartments 7 1.78 2,743,300.00 | | State and Federal Aid Receivable | 8,859.70 |
| DEBT SERVICE | | Total 3024 154,024,700.00 | | Other Receivables | 127,392.17 |
| Principal Payments | | Land Area 31.75 Sq. Miles | | Total | 3,503,542.55 |
| Interest Payments | | Net Valuation Taxable-Municipal 155,958,374 | | LIABILITIES, RESERVES, AND SURPLUS | |
| DEFERRED CHARGES | | Net Valuation Taxable-County 153,276,213 | | Cash Liabilities | 340,896.51 |
| SCHOOL, COUNTY, SPECIAL DISTRICT TAXES | 3,455,293.07 | State Equalized Valuation 152,407,364 | | Reserves for Receivabfes | 479,747.59 |
| RESERVE FOR UNCOLLECTED TAXES | 395,090.14 | State Equalization Ratio 102.36 | | Surplus-Dec. 31 1985 | 2,682,898.45 |
| EXPENDITURES TOTAL 6,152,019.83 | | | | Total | 3,503,542.55 |

1351
Population 1980 2,750
Population 1985 2,850
S & P Rating
Moody Rating

General Tax Rate Per \$100.

2.76

State Equalized Tax Rate

2.06

UPPER FREEHOLD TWP. – MON. COUNTY

Form of Government:

Township Committee

Number of Members on Governing Body – 3

PER CAPITA:

Gross Debt 303.13

Net Debt

Debt Service

Total Tax Levy 856.32

Municipal Expenditures 336.51

PER CENT:

Gross Debt .87

Net Debt

Tax Levy Collected 92.84

Tax Levy Cancelled, Abated or Adjusted .44

| EXPENDITURES | | REVENUES-REALIZED | | 1985 PROPERTY TAX | |
|---|--------------|--|---------------|--|----------------|
| GENERAL GOVERNMENT | | | | STATE EQUALIZED TAX RATE → | |
| Governing Body & Public Boards | | 1985 Property Taxes Collected | 2,237,729.04 | Local District School Taxes | |
| Municipal Clerk | | 1985 Payments in Lieu of Taxes | | Regional & Consolidated School Tax 1.51 | 1,702,705.71 |
| Financial Administration | 15,465.00 | Delinquent Tax & Lien Collections | 154,187.53 | School Taxes in Municipal Budget | |
| Assessment of Taxes | 21,871.06 | Business Personalty Replacement Taxes | 61,730.16 | County Taxes | .49 554,305.83 |
| Collection of Taxes | 17,195.04 | Taxes from Public Utilities | 275,007.00 | County Library Taxes | .02 20,768.10 |
| Planning, Housing & Development | 25,040.04 | Other Miscellaneous Tax Revenues | | Local Municipal Purpose Taxes | .04 50,000.00 |
| Human Resources | 400.00 | State Aid Revenues | 83,404.07 | Veteran & Senior Citizen Taxes | 28,800.00 |
| Elections | 850.00 | Federal Aid Revenues | | Total Taxes for Rate Computation 2.06 | 2,356,579.64 |
| General Administration (other) | 117,396.66 | State and Local Fiscal Assistance Act Utilized | 11,089.90 | Special District Taxes | |
| JUDICIARY | | Sale of Acquired Property | 167,885.22 | Bank Corp. Taxes | 1,964.90 |
| Municipal Courts | 33,000.00 | Other Miscellaneous Revenues | 2,991,032.92 | Added and Omitted Taxes | 110,780.72 |
| PUBLIC SAFETY | | Total | 3,386,032.92 | Total Taxes Levied - ABSTRACT | 2,440,525.26 |
| Fire Protection | 41,250.00 | Prior Years Surplus Appropriated | 395,000.00 | Total Taxes Billed | 2,410,389.88 |
| Police Protection | 15,675.00 | REVENUES TOTAL | 3,386,032.92 | 1985 TAXES COLLECTED | 2,237,729.04 |
| Civil Defense & Disaster Control | 800.00 | Reserve For Uncollected Taxes | 236,120.00 | 1985 Taxes Cancelled, Abated or Adjusted | 10,518.79 |
| Environmental Inspection & Control | 19,426.90 | CAPITAL OUTLAY TOTAL | 3,900.00 | Transfer to Tax Title Liens or Foreclosed | |
| Other Public Safety | | | | Balance Outstanding Dec. 31, 1985 | 162,142.05 |
| PUBLIC WORKS | | | | PRIOR YEARS TAXES OUTSTANDING | |
| Streets and Drainage | 313,281.32 | Public Enterprises | | Balance January 1, 1985 | 154,334.06 |
| Sewers and Sewage Processing | | Recreation—Culture | | Collected in 1985 | 154,187.53 |
| Garbage and Trash Disposal | 4,000.00 | Public Works | 3,900.00 | Cancelled, Abated or Adjusted 1985 | |
| Public Buildings and Grounds | 18,565.00 | Buildings and Grounds | | Transfers to Tax Title Liens or Foreclosed | |
| Other Public Works | | Library and Education | | Balance December 31, 1985 | 146.53 |
| HEALTH and WELFARE | | Conservation | | TAX TITLE LIENS OUTSTANDING | |
| Health Services Except Environmental | 17,830.04 | All Other | | Balance January 1, 1985 | |
| Welfare-Public Assistance | 3,124.00 | CAPITAL DEBT AUTHORIZED, DECEMBER 31, 1985 | | Transfer From Taxes | |
| Hospitals, Clinics, First Aid | | ISSUED AND UNISSUED GROSS DEBT NET DEBT | | Redeemed in 1985 | |
| Animal, Insect, & Rodent Control | 7,430.00 | School 863,917 | | Cancelled, Abated or Adjusted (1985) | |
| Other Welfare Services | | Self-liquidating | | Transfers to Foreclosed Property | |
| RECREATION and CONSERVATION | | Other | | Balance December 31, 1985 | |
| Beaches and Boardwalks | | Total 863,917 | | PROPERTY ACQUIRED BY DEED OR | |
| Parks, Playgrounds, Shade Trees | | ISSUED AND OUTSTANDING | | FORECLOSURE | |
| Land Reclamation & Conservation | 1,200.00 | School 863,917.44 | | Balance January 1, 1985 | 42,100.00 |
| Other Recreational Services | 5,075.00 | Self-Liquidating | | Transfers From Taxes or Liens | |
| EDUCATION (excluding schools) | | Other | | Sale for Cash (1985) | |
| Libraries | 3,500.00 | Total 863,917.44 | | Cancelled, Abated or Adjusted (1985) | |
| Other Educational Services | 1,500.00 | EQUALIZED VALUATION BASIS | | Balance December 31, 1985 | 42,100.00 |
| STATUTORY EXPENDITURES | | FOR NET DEBT COMPUTATION 98,786,490 | | CURRENT FINANCES DECEMBER 31, 1985 | |
| Pensions & F. I. C. A. | 25,885.00 | REAL PROPERTY VALUATIONS | | ASSETS | |
| Employee Fringe Benefits | 8,000.00 | Code Class # of Parcels % VAL'N | | Cash Dec. 31, 1985 | 596,624.49 |
| Other Statutory Expenditures | | 1 Vacant Land 166 3.64 | 2,909,100.00 | Taxes Receivable | 162,288.58 |
| CETA And Other Public Employment Programs | | 2 Residential 607 46.00 | 36,770,900.00 | Tax Title Liens | |
| MUNICIPAL FUNCTIONS TOTAL | 717,760.06 | 3 Farm 784 40.83 | 32,639,606.00 | Foreclosed Property | 42,100.00 |
| CAPITAL IMPROVEMENTS *MEMO* | 35,000.00 | 4a Commercial 58 7.47 | 5,975,000.00 | Emergencies & Other Deferred Charges | 6,677.06 |
| DEBT SERVICE | | 4b Industrial 15 1.78 | 1,423,600.00 | State and Federal Aid Receivable | 65,000.00 |
| Principal Payments | | 4c Apartments 4 .28 | 221,900.00 | Other Receivables | 16,175.23 |
| Interest Payments | | Total 1634 | 79,940,106.00 | Total | 888,865.36 |
| DEFERRED CHARGES | 5,160.00 | Land Area 47.45 Sq. Miles | | LIABILITIES, RESERVES, AND SURPLUS | |
| SCHOOL, COUNTY, SPECIAL DISTRICT TAXES | 2,277,779.64 | Net Valuation Taxable-Municipal | 84,224,002 | Cash Liabilities | 223,786.06 |
| RESERVE FOR UNCOLLECTED TAXES | 236,120.00 | Net Valuation Taxable-County | 105,498,126 | Reserves for Receivables | 220,564.08 |
| EXPENDITURES TOTAL | 3,236,819.70 | State Equalized Valuation | 111,356,098 | Surplus Dec. 31, 1985 | 444,515.22 |
| | | State Equalization Ratio | 74.66 | Total | 888,865.36 |

1714
Population 1980 3,139
Population 1985 3,197
S & P Rating
Moody Rating

General Tax Rate Per \$100. 3.37
State Equalized Tax Rate 2.14

UPPER PITTSBURGH TWP. - SALEM CO.
Form of Government:
Township Committee
Number of Members on Governing Body - 3

PER CAPITA:
Gross Debt 24.40
Net Debt
Debt Service
Total Tax Levy 441.66
Municipal Expenditures 225.66
PER CENT:
Gross Debt .12
Net Debt
Tax Levy Collected 89.45
Tax Levy Cancelled, Abated or Adjusted .07

| EXPENDITURES | | REVENUES-REALIZED | | 1985 PROPERTY TAX | |
|---|--------------|--|--------------|--|--------------|
| GENERAL GOVERNMENT | | | | STATE EQUALIZED TAX RATE | |
| Governing Body & Public Boards | | 1985 Property Taxes Collected | 1,261,232.98 | Local District School Taxes 1.32 | 871,645.00 |
| Municipal Clerk | | 1985 Payments in Lieu of Taxes | | Regional & Consolidated School Tax | |
| Financial Administration | 10,132.00 | Delinquent Tax & Lien Collections | 164,051.04 | School Taxes in Municipal Budget | |
| Assessment of Taxes | 7,928.00 | Business Personalty Replacement Taxes | 52,123.88 | County Taxes .82 | 536,929.55 |
| Collection of Taxes | 14,000.00 | Taxes from Public Utilities | 325,602.00 | County Library Taxes | |
| Planning, Housing & Development | 10,316.00 | Other Miscellaneous Tax Revenues | | Local Municipal Purpose Taxes | |
| Human Resources | | State Aid Revenues | 20,595.03 | Veteran & Senior Citizen Taxes | 27,400.00 |
| Elections | | Federal Aid Revenues | | Total Taxes for Rate Computation 2.14 | 1,435,974.55 |
| General Administration (other) | 58,840.00 | State and Local Fiscal Assistance Act Utilized | 13,513.67 | Special District Taxes | |
| JUDICIARY | | Sale of Acquired Property | | Bank Corp. Taxes | 2,050.50 |
| Municipal Courts | 23,500.00 | Other Miscellaneous Revenues | 278,461.89 | Added and Omitted Taxes | 1,362.32 |
| PUBLIC SAFETY | | Total | 2,115,580.49 | Total Taxes Levied - ABSTRACT | 1,411,987.37 |
| Fire Protection | 33,500.00 | Prior Years Surplus Appropriated | 206,102.20 | Total Taxes Billed | 1,409,936.87 |
| Police Protection | 3,000.00 | REVENUES TOTAL | 2,321,682.69 | 1985 TAXES COLLECTED | 1,261,232.98 |
| Civil Defense & Disaster Control | 2,000.00 | Reserve For Uncollected Taxes | 208,500.00 | 1985 Taxes Cancelled, Abated or Adjusted | 946.98 |
| Environmental Inspection & Control | 4,864.00 | | | Transfer to Tax Title Liens or Foreclosed | 376.82 |
| Other Public Safety | | | | Balance Outstanding Dec. 31, 1985 | 147,380.09 |
| PUBLIC WORKS | | CAPITAL OUTLAY TOTAL | | PRIOR YEARS TAXES OUTSTANDING | |
| Streets and Drainage | 180,277.29 | Public Enterprises | | Balance January 1, 1985 | 180,696.72 |
| Sewers and Sewage Processing | | Recreation—Culture | | Collected in 1985 | 163,874.54 |
| Garbage and Trash Disposal | 35,000.00 | Public Works | | Cancelled, Abated or Adjusted 1985 | |
| Public Buildings and Grounds | 39,100.00 | Buildings and Grounds | | Transfers to Tax Title Liens or Foreclosed | |
| Other Public Works | | Library and Education | | Balance December 31, 1985 | 16,822.18 |
| HEALTH and WELFARE | | Conservation | | TAX TITLE LIENS OUTSTANDING | |
| Health Services Except Environmental | 1,500.00 | All Other | | Balance January 1, 1985 | 2,896.26 |
| Welfare-Public Assistance | 11,180.00 | | | Transfer From Taxes | 376.82 |
| Hospitals, Clinics, First Aid | 5,800.00 | CAPITAL DEBT AUTHORIZED, DECEMBER 31, 1985 | | Redeemed in 1985 | 176.50 |
| Animal, Insect, & Rodent Control | 10,000.00 | ISSUED AND UNISSUED GROSS DEBT | | Cancelled, Abated or Adjusted (1985) | |
| Other Welfare Services | | School 78,000 | | Transfers to Foreclosed Property | |
| RECREATION and CONSERVATION | | Self-liquidating | | Balance December 31, 1985 | 3,096.58 |
| Beaches and Boardwalks | | Other | | PROPERTY ACQUIRED BY DEED OR | |
| Parks, Playgrounds, Shade Trees | | Total 78,000 | | FORECLOSURE | |
| Land Reclamation & Conservation | | | | Balance January 1, 1985 | 50.00 |
| Other Recreational Services | | ISSUED AND OUTSTANDING | | Transfers From Taxes or Liens | |
| EDUCATION (excluding schools) | | School 78,000.00 | | Sale for Cash (1985) | |
| Libraries | | Self-liquidating | | Cancelled, Abated or Adjusted (1985) | |
| Other Educational Services | 45,000.00 | Other | | Balance December 31, 1985 | 50.00 |
| STATUTORY EXPENDITURES | | Total 78,000.00 | | CURRENT FINANCES DECEMBER 31, 1985 | |
| Pensions & F. I. C. A. | 15,600.00 | EQUALIZED VALUATION BASIS | | ASSETS | |
| Employee Fringe Benefits | | FOR NET DEBT COMPUTATION | 62,847,187 | Cash Dec. 31, 1985 | 2,252,295.10 |
| Other Statutory Expenditures | 1,400.00 | REAL PROPERTY VALUATIONS | | Taxes Receivable | 164,202.27 |
| CETA And Other Public Employment Programs | | Code Class # of Parcels % VAL'N | | Tax Title Liens | 3,096.58 |
| MUNICIPAL FUNCTIONS | | 1 Vacant Land | | Foreclosed Property | 50.00 |
| CAPITAL IMPROVEMENTS *MEMO* | 70,000.00 | 2 Residential | | Emergencies & Other Deferred Charges | |
| DEBT SERVICE | | 3 Farm | | State and Federal Aid Receivable | |
| Principal Payments | | 4a Commercial | | Other Receivables | |
| Interest Payments | | 4b Industrial | | Total | 2,419,643.95 |
| DEFERRED CHARGES | | 4c Apartments | | LIABILITIES, RESERVES, AND SURPLUS | |
| SCHOOL, COUNTY, SPECIAL DISTRICT TAXES | | Total | | Cash Liabilities | 89,268.91 |
| RESERVE FOR UNCOLLECTED TAXES | | Land Area 40.10 Sq. Miles | | Reserves for Receivables | 167,348.85 |
| EXPENDITURES TOTAL | 2,130,011.84 | Net Valuation Taxable-Municipal | 41,839,898 | Surplus Dec. 31, 1985 | 2,163,026.19 |
| | | Net Valuation Taxable-County | 68,612,835 | Total | 2,419,643.95 |
| | | State Equalized Valuation | 65,275,500 | | |
| | | State Equalization Ratio | 63.57 | | |

0263

Population 1980 **7,958**
 Population 1985 **7,969**
 S & P Rating
 Moody Rating

General Tax Rate Per \$100.

3.30

State Equalized Tax Rate

1.76**UPPER SADDLE RIVER - BERGEN COUNTY****Form of Government:****Borough Council****Number of Members on Governing Body - 6**

PER CAPITA:

Gross Debt **235.27**
 Net Debt **104.63**
 Debt Service **11.27**
 Total Tax Levy **1,394.36**
 Municipal Expenditures **371.78**

PER CENT:

Gross Debt **.34**
 Net Debt **.15**
 Tax Levy Collected **97.11**
 Tax Levy Cancelled, Abated
 or Adjusted **.15**

| EXPENDITURES | | REVENUES-REALIZED | | 1985 PROPERTY TAX | |
|---|-------------------------|--|-----------------------|---|----------------------|
| GENERAL GOVERNMENT | | | | STATE EQUALIZED TAX RATE | |
| Governing Body & Public Boards | | 1985 Property Taxes Collected | 10,805,336.24 | Local District School Taxes .68 | 4,219,683.50 |
| Municipal Clerk | | 1985 Payments in Lieu of Taxes | 322,377.61 | Regional & Consolidated School Tax .55 | 3,429,718.42 |
| Financial Administration | 13,300.00 | Delinquent Tax & Lien Collections | 93,027.76 | School Taxes in Municipal Budget | |
| Assessment of Taxes | 84,241.00 | Business Personalty Replacement Taxes | 1,049,479.00 | County Taxes | .36 |
| Collection of Taxes | 42,071.58 | Taxes from Public Utilities | 55,043.66 | County Library Taxes | .17 |
| Planning, Housing & Development | 11,655.00 | Other Miscellaneous Tax Revenues | 31,333.00 | Local Municipal Purpose Taxes | 40,250.00 |
| Human Resources | | State Aid Revenues | 380,281.89 | Veteran & Senior Citizen Taxes | 10,993,542.93 |
| Elections | | Federal Aid Revenues | 12,736,879.16 | Total Taxes for Rate Computation | |
| General Administration (other) | 341,572.98 | State and Local Fiscal Assistance Act Utilized | 278,000.00 | Special District Taxes | 2,494.20 |
| JUDICIARY | | Sale of Acquired Property | 13,014,879.16 | Bank Corp. Taxes | 155,862.46 |
| Municipal Courts | 24,640.00 | Other Miscellaneous Revenues | 576,711.27 | Added and Omitted Taxes | 11,111,649.59 |
| PUBLIC SAFETY | | Total | 633,051.88 | Total Taxes Levied - ABSTRACT | 11,126,916.63 |
| Fire Protection | 37,615.00 | Prior Years Surplus Appropriated | 13,014,879.16 | Total Taxes Billed | 10,805,336.24 |
| Police Protection | 698,428.16 | REVENUES | 576,711.27 | 1985 TAXES COLLECTED | 16,916.70 |
| Civil Defense & Disaster Control | 757.00 | Reserve For Uncollected Taxes | 576,711.27 | Transfer to Tax Title Liens or Foreclosed | 62.70 |
| Environmental Inspection & Control | 65,956.00 | | | Balance Outstanding Dec. 31, 1985 | 304,600.99 |
| Other Public Safety | | CAPITAL OUTLAY | | PRIOR YEARS TAXES OUTSTANDING | |
| PUBLIC WORKS | | TOTAL | | Balance January 1, 1985 | 329,422.36 |
| Streets and Drainage | 219,310.00 | Public Enterprises | | Collected in 1985 | 322,377.61 |
| Sewers and Sewage Processing | | Recreation—Culture | | Cancelled, Abated or Adjusted 1985 | |
| Garbage and Trash Disposal | 311,100.00 | Public Works | 309,278.29 | Transfers to Tax Title Liens or Foreclosed | |
| Public Buildings and Grounds | 15,786.00 | Buildings and Grounds | 312,605.47 | Balance December 31, 1985 | 7,044.75 |
| Other Public Works | 32,200.00 | Library and Education | 11,168.12 | TAX TITLE LIENS OUTSTANDING | |
| HEALTH and WELFARE | | Conservation | | Balance January 1, 1985 | 629.66 |
| Health Services Except Environmental | 20,595.20 | All Other | | Transfer From Taxes | 62.70 |
| Welfare-Public Assistance | 1,100.00 | CAPITAL DEBT AUTHORIZED, DECEMBER 31, 1985 | | Redeemed in 1985 | |
| Hospitals, Clinics, First Aid | 6,000.00 | ISSUED AND UNISSUED | | Cancelled, Abated or Adjusted (1985) | |
| Animal, Insect, & Rodent Control | | GROSS DEBT | 1,041,046 | Transfers to Foreclosed Property | |
| Other Welfare Services | | School | | Balance December 31, 1985 | 692.36 |
| RECREATION and CONSERVATION | | Self-liquidating | 833,820 | PROPERTY ACQUIRED BY DEED OR | |
| Beaches and Boardwalks | | Other | 833,820 | FORECLOSURE | |
| Parks, Playgrounds, Shade Trees | 29,630.00 | Total | 1,874,866 | Balance January 1, 1985 | |
| Land Reclamation & Conservation | | ISSUED AND OUTSTANDING | | Transfers From Taxes or Liens | |
| Other Recreational Services | 1,850.00 | School | 1,041,046.44 | Sale for Cash (1985) | |
| EDUCATION (excluding schools) | | Self-Liquidating | | Cancelled, Abated or Adjusted (1985) | |
| Libraries | 132,600.00 | Other | 777,000.00 | Balance December 31, 1985 | |
| Other Educational Services | | Total | 1,818,046.44 | CURRENT FINANCES DECEMBER 31, 1985 | |
| STATUTORY EXPENDITURES | | EQUALIZED VALUATION BASIS | | ASSETS | |
| Pensions & F. I. C. A. | 177,788.29 | FOR NET DEBT COMPUTATION | 550,304,103 | Cash Dec. 31, 1985 | 1,551,983.34 |
| Employee Fringe Benefits | | REAL PROPERTY VALUATIONS | | Taxes Receivable | 311,645.74 |
| Other Statutory Expenditures | 100.00 | Code Class # of Parcels % VAL'N | | Tax Title Liens | 692.36 |
| CETA And Other Public Employment Programs | | 1 Vacant Land 115 1.60 | 5,286,700.00 | Foreclosed Property | |
| MUNICIPAL FUNCTIONS | 2,268,296.21 | 2 Residential 2326 91.40 | 302,137,400.00 | Emergencies & Other Deferred Charges | 74,595.77 |
| CAPITAL IMPROVEMENTS | *MEMO* 50,000.00 | 3 Farm 15 .15 | 502,800.00 | State and Federal Aid Receivable | |
| DEBT SERVICE | | 4a Commercial 64 6.18 | 20,444,850.00 | Other Receivables | 10,040.41 |
| Principal Payments | 70,226.00 | 4b Industrial 4 .67 | 2,207,300.00 | Total | 1,948,957.62 |
| Interest Payments | 19,591.01 | 4c Apartments | | LIABILITIES, RESERVES, AND SURPLUS | |
| DEFERRED CHARGES | 27,900.00 | Total 2524 | 330,579,050.00 | Cash Liabilities | 501,470.57 |
| SCHOOL, COUNTY, SPECIAL DISTRICT TAXES | 9,911,441.98 | Land Area 5.10 Sq. Miles | 332,456,187 | Reserves for Receivables | 322,378.51 |
| RESERVE FOR UNCOLLECTED TAXES | 576,711.27 | Net Valuation Taxable-Municipal | 559,225,971 | Surplus Dec. 31, 1985 | 1,125,108.54 |
| EXPENDITURES | 12,874,166.47 | Net Valuation Taxable-County | 622,566,303 | Total | 1,948,957.62 |
| | | State Equalized Valuation | 53.26 | | |
| | | State Equalization Ratio | | | |

0122
Population 1980 11,704
Population 1985 11,951
S & P Rating BBB+
Moody Rating AAA

General Tax Rate Per \$100. 2.44
State Equalized Tax Rate 1.48

VENTNOR CITY CITY - ATLANTIC CO.
Form of Government:
Commission (1911)
Number of Members on Governing Body - 3

PER CAPITA:
Gross Debt 1,158.01
Net Debt 596.93
Debt Service 141.90
Total Tax Levy 857.08
Municipal Expenditures 608.29
PER CENT:
Gross Debt 2.18
Net Debt 1.13
Tax Levy Collected 96.23
Tax Levy Cancelled, Abated or Adjusted .23

| EXPENDITURES | | REVENUES-REALIZED | | 1985 PROPERTY TAX | |
|---|---------------|--|----------------|--|--------------------|
| GENERAL GOVERNMENT | | | | STATE EQUALIZED TAX RATE | |
| Governing Body & Public Boards | 64,709.83 | 1985 Property Taxes Collected | 9,845,384.42 | Local District School Taxes | .38 2,600,000.00 |
| Municipal Clerk | | 1985 Payments in Lieu of Taxes | | Regional & Consolidated School Tax | |
| Financial Administration | 83,144.38 | Delinquent Tax & Lien Collections | 325,966.64 | School Taxes in Municipal Budget | .11 741,485.70 |
| Assessment of Taxes | 30,666.94 | Business Personalty Replacement Taxes | 65,844.92 | County Taxes | .44 * 3,054,647.17 |
| Collection of Taxes | 42,618.94 | Taxes from Public Utilities | 519,115.00 | County Library Taxes | .03 205,041.08 |
| Planning, Housing & Development | 12,579.69 | Other Miscellaneous Tax Revenues | | Local Municipal Purpose Taxes | .52 3,585,384.49 |
| Human Resources | | State Aid Revenues | 88,401.44 | Veteran & Senior Citizen Taxes | 137,550.00 |
| Elections | 6,100.38 | Federal Aid Revenues | | Total Taxes for Rate Computation | 1.48 10,324,108.44 |
| General Administration (other) | 645,838.91 | State and Local Fiscal Assistance Act Utilized | 66,053.00 | Special District Taxes | |
| JUDICIARY | | Sale of Acquired Property | | Bank Corp. Taxes | 17,013.15 |
| Municipal Courts | 92,647.42 | Other Miscellaneous Revenues | | Added and Omitted Taxes | 39,359.78 |
| PUBLIC SAFETY | | Total | 12,228,228.41 | Total Taxes Levied - ABSTRACT | 10,242,931.37 |
| Fire Protection | 988,793.76 | Prior Years Surplus Appropriated | 600,000.00 | Total Taxes Billed | 10,230,648.97 |
| Police Protection | 1,060,478.50 | REVENUES TOTAL | 12,828,228.41 | 1985 TAXES COLLECTED | 9,845,384.42 |
| Civil Defense & Disaster Control | 26,574.60 | Reserve For Uncollected Taxes | 391,124.06 | 1985 Taxes Cancelled, Abated or Adjusted | 23,897.79 |
| Environmental Inspection & Control | 91,244.74 | CAPITAL OUTLAY TOTAL | 856,796.62 | Transfer to Tax Title Liens or Foreclosed | 3,331.05 |
| Other Public Safety | | | | Balance Outstanding Dec. 31, 1985 | 358,035.71 |
| PUBLIC WORKS | | | | PRIOR YEARS TAXES OUTSTANDING | |
| Streets and Drainage | 122,850.22 | Public Enterprises | 117,216.71 | Balance January 1, 1985 | 351,455.89 |
| Sewers and Sewage Processing | | Recreation—Culture | 148,119.27 | Collected in 1985 | 319,985.31 |
| Garbage and Trash Disposal | 465,000.00 | Public Works | 444,054.84 | Cancelled, Abated or Adjusted 1985 | 31,221.75 |
| Public Buildings and Grounds | 64,407.45 | Buildings and Grounds | 147,405.80 | Transfers to Tax Title Liens or Foreclosed | 248.83 |
| Other Public Works | 171,454.68 | Library and Education | | Balance December 31, 1985 | |
| HEALTH and WELFARE | | Conservation | | TAX TITLE LIENS OUTSTANDING | |
| Health Services Except Environmental | 1,502.38 | All Other | | Balance January 1, 1985 | 21,250.86 |
| Welfare-Public Assistance | 11,021.17 | CAPITAL DEBT AUTHORIZED, DECEMBER 31, 1985 | | Transfer From Taxes | 3,653.90 |
| Hospitals, Clinics, First Aid | | ISSUED AND UNISSUED GROSS DEBT | | Redeemed in 1985 | 5,981.33 |
| Animal, Insect, & Rodent Control | 3,585.00 | School | 5,002,000 | Cancelled, Abated or Adjusted (1985) | |
| Other Welfare Services | | Self-liquidating | 1,703,400 | Transfers to Foreclosed Property | |
| RECREATION and CONSERVATION | | Other | 7,133,950 | Balance December 31, 1985 | 18,923.43 |
| Beaches and Boardwalks | 288,988.72 | Total | 13,839,350 | PROPERTY ACQUIRED BY DEED OR FORECLOSURE | |
| Parks, Playgrounds, Shade Trees | 21,263.44 | ISSUED AND OUTSTANDING | | Balance January 1, 1985 | 136,760.00 |
| Land Reclamation & Conservation | | School | 5,002,000.00 | Transfers From Taxes or Liens | |
| Other Recreational Services | 117,592.77 | Self-Liquidating | 971,400.00 | Sale for Cash (1985) | |
| EDUCATION (excluding schools) | | Other | 5,013,000.00 | Cancelled, Abated or Adjusted (1985) | |
| Libraries | | Total | 10,986,400.00 | Balance December 31, 1985 | 136,760.00 |
| Other Educational Services | | EQUALIZED VALUATION BASIS | | CURRENT FINANCES DECEMBER 31, 1985 | |
| STATUTORY EXPENDITURES | | FOR NET DEBT COMPUTATION | 633,816,620 | ASSETS | |
| Pensions & F. I. C. A. | 495,540.40 | REAL PROPERTY VALUATIONS | | Cash Dec. 31, 1985 | 1,097,438.02 |
| Employee Fringe Benefits | 153,657.00 | Code Class # of Parcels % VAL'N | | Taxes Receivable | 358,035.71 |
| Other Statutory Expenditures | | 1 Vacant Land 360 1.69 | 6,996,900.00 | Tax Title Liens | 18,923.43 |
| CETA And Other Public Employment Programs | | 2 Residential 5480 88.58 | 366,308,900.00 | Foreclosed Property | 136,760.00 |
| MUNICIPAL FUNCTIONS TOTAL | 5,062,261.32 | 3 Farm | | Emergencies & Other Deferred Charges | 18,318.38 |
| CAPITAL IMPROVEMENTS *MEMO* | 75,000.00 | 4a Commercial 147 6.45 | 26,670,800.00 | State and Federal Aid Receivable | |
| DEBT SERVICE | | 4b Industrial 2 .26 | 1,068,500.00 | Other Receivables | 21,069.39 |
| Principal Payments | 620,000.00 | 4c Apartments 36 3.02 | 12,494,400.00 | Total | 1,650,544.93 |
| Interest Payments | 1,075,876.43 | Total | 413,539,500.00 | LIABILITIES, RESERVES, AND SURPLUS | |
| TYPE I SCHL DEBT *MEMO | 849,479.93 | Land Area 2.10 Sq. Miles | | Cash Liabilities | 831,522.89 |
| DEFERRED CHARGES | 120,402.00 | Net Valuation Taxable-Municipal | 417,249,516 | Reserves for Receivables | 534,788.53 |
| SCHOOL, COUNTY, SPECIAL DISTRICT TAXES | 6,601,173.95 | Net Valuation Taxable-County | 637,321,118 | Surplus Dec. 31, 1985 | 284,233.51 |
| RESERVE FOR UNCOLLECTED TAXES | 391,124.06 | State Equalized Valuation | 684,657,653 | Total | 1,650,544.93 |
| EXPENDITURES TOTAL | 13,870,837.76 | State Equalization Ratio | 60.73 | | |

1985/3000

* ABOVE DEBT SERVICE INCLUDES TYPE I SCHOOL DEBT

580

*Includes County Health Service Taxes or County Vocational School Taxes. See Table 13.

1922
Population 1980 16,302
Population 1985 18,186
S & P Rating
Moody Rating AAA

General Tax Rate Per \$100. 2.42
State Equalized Tax Rate 2.19

VERNON TOWNSHIP – SUSSEX COUNTY
Form of Government:
Township Committee
Number of Members on Governing Body – 5

PER CAPITA:
Gross Debt 934.28
Net Debt 50.47
Debt Service 2.61
Total Tax Levy 785.38
Municipal Expenditures 285.99
PER CENT:
Gross Debt 2.99
Net Debt .16
Tax Levy Collected 94.54
Tax Levy Cancelled, Abated or Adjusted .32

| EXPENDITURES | | REVENUES-REALIZED | | 1985 PROPERTY TAX | |
|---|---------------|--|--------------------|--|---------------|
| GENERAL GOVERNMENT | | | | STATE EQUALIZED TAX RATE | |
| Governing Body & Public Boards | | 1985 Property Taxes Collected | 13,509,956.41 | Local District School Taxes 1.40 | 9,001,718.99 |
| Municipal Clerk | | 1985 Payments in Lieu of Taxes | | Regional & Consolidated School Tax | |
| Financial Administration | 110,649.00 | Delinquent Tax & Lien Collections | 656,020.81 | School Taxes in Municipal Budget | |
| Assessment of Taxes | 74,342.00 | Business Personalty Replacement Taxes | 112,513.64 | County Taxes | 3,201,015.25 |
| Collection of Taxes | 90,804.00 | Taxes from Public Utilities | 1,166,185.00 | County Library Taxes | 217,988.18 |
| Planning, Housing & Development | 100,340.00 | Other Miscellaneous Tax Revenues | | Local Municipal Purpose Taxes | 1,620,822.00 |
| Human Resources | 7,750.00 | State Aid Revenues | 85,378.41 | Veteran & Senior Citizen Taxes | 126,150.00 |
| Elections | 4,500.00 | Federal Aid Revenues | | Total Taxes for Rate Computation | 14,167,694.42 |
| General Administration (other) | 450,238.00 | State and Local Fiscal Assistance Act Utilized | 104,939.43 | Special District Taxes | |
| JUDICIARY | | Sale of Acquired Property | 76,200.00 | Bank Corp. Taxes | 9,640.52 |
| Municipal Courts | 45,420.00 | Other Miscellaneous Revenues | 784,772.47 | Added and Omitted Taxes | 231,789.45 |
| PUBLIC SAFETY | | Total | 16,495,966.17 | Total Taxes Levied - ABSTRACT | 14,282,974.39 |
| Fire Protection | 87,713.00 | Prior Years Surplus Appropriated | 1,000,000.00 | Total Taxes Billed | 14,290,535.58 |
| Police Protection | 808,192.43 | REVENUES TOTAL | 17,495,966.17 | 1985 TAXES COLLECTED | 13,509,956.41 |
| Civil Defense & Disaster Control | 700.00 | Reserve For Uncollected Taxes | 1,284,305.49 | 1985 Taxes Cancelled, Abated or Adjusted | 45,842.98 |
| Environmental Inspection & Control | 43,927.00 | CAPITAL OUTLAY TOTAL | 342,333.20 | Transfer to Tax Title Liens or Foreclosed | 96,840.40 |
| Other Public Safety | | Public Enterprises | | Balance Outstanding Dec. 31, 1985 | 637,895.79 |
| PUBLIC WORKS | | Recreation—Culture | 20,442.36 | PRIOR YEARS TAXES OUTSTANDING | |
| Streets and Drainage | 888,120.00 | Public Works | 186,760.24 | Balance January 1, 1985 | 625,228.31 |
| Sewers and Sewage Processing | 800.00 | Buildings and Grounds | 135,130.60 | Collected in 1985 | 582,235.00 |
| Garbage and Trash Disposal | | Library and Education | | Cancelled, Abated or Adjusted 1985 | 5,246.08 |
| Public Buildings and Grounds | 112,176.00 | Conservation | | Transfers to Tax Title Liens or Foreclosed | 35,879.49 |
| Other Public Works | 69,550.00 | All Other | | Balance December 31, 1985 | 1,867.74 |
| HEALTH and WELFARE | | CAPITAL DEBT AUTHORIZED, DECEMBER 31, 1985 | | TAX TITLE LIENS OUTSTANDING | |
| Health Services Except Environmental | 166,748.00 | ISSUED AND UNISSUED | | Balance January 1, 1985 | 280,498.54 |
| Welfare-Public Assistance | 11,500.00 | School | 16,073,000 | Transfer From Taxes | 138,534.56 |
| Hospitals, Clinics, First Aid | | Self-liquidating | | Redeemed in 1985 | 73,785.81 |
| Animal, Insect, & Rodent Control | 40,640.72 | Other | 917,850 | Cancelled, Abated or Adjusted (1985) | |
| Other Welfare Services | | Total | 16,990,850 | Transfers to Foreclosed Property | 103,701.94 |
| RECREATION and CONSERVATION | | ISSUED AND OUTSTANDING | | Balance December 31, 1985 | 241,545.35 |
| Beaches and Boardwalks | | School | 16,073,000.00 | PROPERTY ACQUIRED BY DEED OR | |
| Parks, Playgrounds, Shade Trees | | Self-liquidating | | FORECLOSURE | |
| Land Reclamation & Conservation | | Other | 265,000.00 | Balance January 1, 1985 | 975,204.70 |
| Other Recreational Services | 64,086.00 | Total | 16,338,000.00 | Transfers From Taxes or Liens | 103,701.94 |
| EDUCATION (excluding schools) | | EQUALIZED VALUATION BASIS | | Sale for Cash (1985) | 74,700.00 |
| Libraries | | FOR NET DEBT COMPUTATION | 567,676,382 | Cancelled, Abated or Adjusted (1985) | 614,093.36 |
| Other Educational Services | | REAL PROPERTY VALUATIONS | | Balance December 31, 1985 | 390,113.28 |
| STATUTORY EXPENDITURES | | Code Class # of Parcels % VAL'N | ASSESSED VALUATION | CURRENT FINANCES DECEMBER 31, 1985 | |
| Pensions & F. I. C. A. | 242,100.00 | 1 Vacant Land 4689 12.26 | 70,382,915.00 | ASSETS | |
| Employee Fringe Benefits | 148,800.00 | 2 Residential 6726 71.68 | 411,539,000.00 | Cash Dec. 31, 1985 | 2,417,389.06 |
| Other Statutory Expenditures | 1,000.00 | 3 Farm 356 2.05 | 11,814,578.00 | Taxes Receivable | 639,763.53 |
| CETA And Other Public Employment Programs | | 4a Commercial 177 13.48 | 77,398,375.00 | Tax Title Liens | 241,545.35 |
| MUNICIPAL FUNCTIONS TOTAL | 3,570,096.15 | 4b Industrial 10 .43 | 2,490,400.00 | Foreclosed Property | 390,113.28 |
| CAPITAL IMPROVEMENTS *MEMO* | 56,200.00 | 4c Apartments 3 .09 | 488,000.00 | Emergencies & Other Deferred Charges | 172,665.72 |
| DEBT SERVICE | | Total | 574,113,268.00 | State and Federal Aid Receivable | 22,741.05 |
| Principal Payments | 20,000.00 | Land Area 67.25 Sq. Miles | | Other Receivables | 128,511.13 |
| Interest Payments | 27,512.00 | Net Valuation Taxable-Municipal | 580,939,922 | Total | 4,012,729.12 |
| DEFERRED CHARGES | 299,078.00 | Net Valuation Taxable-County | 582,376,418 | LIABILITIES, RESERVES, AND SURPLUS | |
| SCHOOL, COUNTY, SPECIAL DISTRICT TAXES | 12,420,722.42 | State Equalized Valuation | 641,417,155 | Cash Liabilities | 667,899.50 |
| RESERVE FOR UNCOLLECTED TAXES | 1,284,305.49 | State Equalization Ratio | 90.47 | Reserves for Receivables | 1,399,933.29 |
| EXPENDITURES TOTAL | 17,621,714.06 | | | Surplus Dec. 31, 1985 | 1,944,896.33 |

0720
 Population 1980 **14,166**
 Population 1985 **14,217**
 S & P Rating
 Moody Rating **A1**
 General Tax Rate Per \$100. **3.17**
 State Equalized Tax Rate **2.73**

VERONA TOWNSHIP – ESSEX COUNTY
Form of Government:
Council-Manager Plan B (OMCL 50)
Number of Members on Governing Body – 5

PER CAPITA:
 Gross Debt **696.01**
 Net Debt **406.25**
 Debt Service **37.37**
 Total Tax Levy **1,158.38**
 Municipal Expenditures **411.62**
PER CENT:
 Gross Debt **1.90**
 Net Debt **1.11**
 Tax Levy Collected **96.49**
 Tax Levy Cancelled, Abated or Adjusted **1.69**

| EXPENDITURES | | REVENUES-REALIZED | | 1985 PROPERTY TAX | |
|---|----------------------|---|---------------------------|---|----------------------|
| GENERAL GOVERNMENT | | | | STATE EQUALIZED TAX RATE 1.25 | |
| Governing Body & Public Boards | | 1985 Property Taxes Collected | 15,884,069.03 | Local District School Taxes | 7,489,165.50 |
| Municipal Clerk | | 1985 Payments in Lieu of Taxes | 75,277.00 | Regional & Consolidated School Tax | |
| Financial Administration | 25,687.00 | Delinquent Tax & Lien Collections | 200,506.30 | School Taxes in Municipal Budget | |
| Assessment of Taxes | 43,438.00 | Business Personalty Replacement Taxes | 174,455.08 | County Taxes | .91 |
| Collection of Taxes | 125,800.00 | Taxes from Public Utilities | 796,211.00 | County Library Taxes | |
| Planning, Housing & Development | 3,230.00 | Other Miscellaneous Tax Revenues | | Local Municipal Purpose Taxes | .58 |
| Human Resources | 1,822.00 | State Aid Revenues | 164,499.45 | Veteran & Senior Citizen Taxes | |
| Elections | 4,135.00 | Federal Aid Revenues | | Total Taxes for Rate Computation | 2.74 |
| General Administration (other) | 417,229.00 | State and Local Fiscal Assistance Act Utilized | 117,211.53 | Special District Taxes | |
| JUDICIARY | | Sale of Acquired Property | | Bank Corp. Taxes | 25,740.67 |
| Municipal Courts | 85,220.00 | Other Miscellaneous Revenues | 745,327.36 | Added and Omitted Taxes | 40,805.35 |
| PUBLIC SAFETY | | Total | 18,157,556.75 | Total Taxes Levied - ABSTRACT | 16,468,665.53 |
| Fire Protection | 187,507.00 | Prior Years Surplus Appropriated | 325,000.00 | Total Taxes Billed | 16,462,562.40 |
| Police Protection | 1,238,498.26 | REVENUES TOTAL | 18,482,556.75 | 1985 TAXES COLLECTED | 15,884,069.03 |
| Civil Defense & Disaster Control | 490.00 | Reserve For Uncollected Taxes | 746,323.77 | 1985 Taxes Cancelled, Abated or Adjusted | 277,612.37 |
| Environmental Inspection & Control | 66,312.53 | | | Transfer to Tax Title Liens or Foreclosed | 2,000.27 |
| Other Public Safety | | | | Balance Outstanding Dec. 31, 1985 | 298,880.73 |
| PUBLIC WORKS | | CAPITAL OUTLAY | TOTAL | PRIOR YEARS TAXES OUTSTANDING | |
| Streets and Drainage | 337,981.16 | Public Enterprises | 1,862,559.40 | Balance January 1, 1985 | 429,386.05 |
| Sewers and Sewage Processing | 222,882.00 | Recreation—Culture | | Collected in 1985 | 202,567.46 |
| Garbage and Trash Disposal | 503,655.00 | Public Works | 598,149.07 | Cancelled, Abated or Adjusted 1985 | 224,985.44 |
| Public Buildings and Grounds | 46,065.00 | Buildings and Grounds | 100,265.02 | Transfers to Tax Title Liens or Foreclosed | |
| Other Public Works | | Library and Education | 75.71 | Balance December 31, 1985 | 1,833.15 |
| HEALTH and WELFARE | | Conservation | | TAX TITLE LIENS OUTSTANDING | |
| Health Services Except Environmental | 211,235.41 | All Other | | Balance January 1, 1985 | 14,243.71 |
| Welfare-Public Assistance | 12,331.00 | | | Transfer From Taxes | 2,000.27 |
| Hospitals, Clinics, First Aid | | CAPITAL DEBT AUTHORIZED, DECEMBER 31, 1985 | | Redeemed in 1985 | |
| Animal, Insect, & Rodent Control | | ISSUED AND UNISSUED | | Cancelled, Abated or Adjusted (1985) | |
| Other Welfare Services | | School | 1,148,000 | Transfers to Foreclosed Property | |
| RECREATION and CONSERVATION | | Self-liquidating | 3,840,500 | Balance December 31, 1985 | 16,243.98 |
| Beaches and Boardwalks | | Other | 4,906,654 | PROPERTY ACQUIRED BY DEED OR | |
| Parks, Playgrounds, Shade Trees | 23,520.00 | Total | 9,895,154 | FORECLOSURE | |
| Land Reclamation & Conservation | | | | Balance January 1, 1985 | 287,350.00 |
| Other Recreational Services | 183,712.00 | | | Transfers From Taxes or Liens | |
| EDUCATION (excluding schools) | | | | Sale for Cash (1985) | |
| Libraries | 206,951.00 | ISSUED AND OUTSTANDING | | Cancelled, Abated or Adjusted (1985) | |
| Other Educational Services | 12,600.00 | School | 1,148,000.00 | Balance December 31, 1985 | 287,350.00 |
| STATUTORY EXPENDITURES | | Self-Liquidating | 2,745,500.00 | CURRENT FINANCES DECEMBER 31, 1985 | |
| Pensions & F. I. C. A. | 385,776.51 | Other | 4,776,500.00 | ASSETS | |
| Employee Fringe Benefits | 176,377.00 | Total | 8,670,000.00 | Cash Dec. 31, 1985 | 1,177,128.68 |
| Other Statutory Expenditures | 1,000.00 | EQUALIZED VALUATION BASIS | | Taxes Receivable | 300,713.88 |
| CETA And Other Public Employment Programs | | FOR NET DEBT COMPUTATION | 521,744,801 | Tax Title Liens | 16,243.98 |
| MUNICIPAL FUNCTIONS | | REAL PROPERTY VALUATIONS | | Foreclosed Property | 287,350.00 |
| CAPITAL IMPROVEMENTS | *MEMO* | Code Class # of Parcels % VAL'N | ASSESSED VALUATION | Emergencies & Other Deferred Charges | 118,380.00 |
| DEBT SERVICE | | 1 Vacant Land 127 1.35 | 6,975,700.00 | State and Federal Aid Receivable | |
| Principal Payments | 205,000.00 | 2 Residential 4630 84.12 | 434,091,500.00 | Other Receivables | 10,604.19 |
| Interest Payments | 326,252.50 | 3 Farm | | Total | 1,910,420.73 |
| | | 4a Commercial 148 10.64 | 54,911,200.00 | LIABILITIES, RESERVES, AND SURPLUS | |
| | | 4b Industrial 7 .75 | 3,879,200.00 | Cash Liabilities | 679,736.78 |
| | | 4c Apartments 18 3.14 | 16,193,600.00 | Reserves for Receivables | 613,912.05 |
| | | Total 4930 | 516,051,200.00 | Surplus Dec. 31, 1985 | 616,771.90 |
| DEFERRED CHARGES | 51,000.00 | Land Area 2.80 Sq. Miles | | Total | 1,910,420.73 |
| SCHOOL, COUNTY, SPECIAL DISTRICT TAXES | 12,944,370.42 | Net Valuation Taxable-Municipal | 518,036,700 | | |
| RESERVE FOR UNCOLLECTED TAXES | 746,323.77 | Net Valuation Taxable-County | 512,737,569 | | |
| EXPENDITURES | | State Equalized Valuation | 600,305,732 | | |
| TOTAL | 18,796,401.56 | State Equalization Ratio | 86.25 | | |

1437
Population 1980 1,043
Population 1985 1,177
S & P Rating
Moody Rating

General Tax Rate Per \$100. 3.24
State Equalized Tax Rate 2.18

VICTORY GARDENS BORO. - MORRIS CO.
Form of Government:
Borough Council
Number of Members on Governing Body - 6

PER CAPITA:
Gross Debt 83.90
Net Debt 83.90
Debt Service
Total Tax Levy 378.79
Municipal Expenditures 217.31

PER CENT:
Gross Debt .55
Net Debt .55
Tax Levy Collected 94.72
Tax Levy Cancelled, Abated or Adjusted

| EXPENDITURES | | REVENUES-REALIZED | | 1985 PROPERTY TAX | |
|---|------------|--|---------------|--|------------|
| GENERAL GOVERNMENT | | | | STATE EQUALIZED TAX RATE | |
| Governing Body & Public Boards | | | | Local District School Taxes 1.44 | 292,408.00 |
| Municipal Clerk | | | | Regional & Consolidated School Tax | |
| Financial Administration | 11,860.00 | 1985 Property Taxes Collected | 419,268.42 | School Taxes in Municipal Budget | |
| Assessment of Taxes | 1,100.00 | 1985 Payments in Lieu of Taxes | | County Taxes .32 | 65,027.47 |
| Collection of Taxes | 3,010.00 | Delinquent Tax & Lien Collections | 11,402.71 | County Library Taxes .01 | 2,571.40 |
| Planning, Housing & Development | | Business Personalty Replacement Taxes | 4,352.20 | Local Municipal Purpose Taxes .41 | 82,446.05 |
| Human Resources | 500.00 | Taxes from Public Utilities | 22,565.00 | Veteran & Senior Citizen Taxes | 6,350.00 |
| Elections | 400.00 | Other Miscellaneous Tax Revenues | | Total Taxes for Rate Computation 2.18 | 448,802.92 |
| General Administration (other) | 61,100.00 | State Aid Revenues | 18,420.76 | Special District Taxes | |
| JUDICIARY | | Federal Aid Revenues | 20,239.00 | Bank Corp. Taxes | 3,387.83 |
| Municipal Courts | 6,400.00 | State and Local Fiscal Assistance Act Utilized | | Added and Omitted Taxes | |
| PUBLIC SAFETY | | Sale of Acquired Property | | Total Taxes Levied - ABSTRACT | 445,840.75 |
| Fire Protection | 8,400.00 | Other Miscellaneous Revenues | 79,976.92 | Total Taxes Billed | 442,627.80 |
| Police Protection | 2,000.00 | Total | 576,225.01 | 1985 TAXES COLLECTED | 419,268.42 |
| Civil Defense & Disaster Control | 100.00 | Prior Years Surplus Appropriated | 93,754.83 | 1985 Taxes Cancelled, Abated or Adjusted | |
| Environmental Inspection & Control | 2,320.00 | REVENUES TOTAL | 669,979.84 | Transfer to Tax Title Liens or Foreclosed | 3,243.68 |
| Other Public Safety | | Reserve For Uncollected Taxes | 26,445.24 | Balance Outstanding Dec. 31, 1985 | 20,115.70 |
| PUBLIC WORKS | | CAPITAL OUTLAY TOTAL | 48,968.57 | PRIOR YEARS TAXES OUTSTANDING | |
| Streets and Drainage | 25,400.00 | | | Balance January 1, 1985 | 15,322.53 |
| Sewers and Sewage Processing | 36,656.00 | Public Enterprises | | Collected in 1985 | 11,402.71 |
| Garbage and Trash Disposal | 28,750.00 | Recreation—Culture | | Cancelled, Abated or Adjusted 1985 | |
| Public Buildings and Grounds | 19,800.00 | Public Works | 36,338.57 | Transfers to Tax Title Liens or Foreclosed | |
| Other Public Works | | Buildings and Grounds | 12,630.00 | Balance December 31, 1985 | 3,919.82 |
| HEALTH and WELFARE | | Library and Education | | TAX TITLE LIENS OUTSTANDING | |
| Health Services Except Environmental | 8,262.00 | Conservation | | Balance January 1, 1985 | 7,839.70 |
| Welfare-Public Assistance | 1,900.00 | All Other | | Transfer From Taxes | 3,243.68 |
| Hospitals, Clinics, First Aid | | CAPITAL DEBT AUTHORIZED, DECEMBER 31, 1985 | | Redeemed in 1985 | |
| Animal, Insect, & Rodent Control | 2,650.00 | ISSUED AND UNISSUED GROSS DEBT NET DEBT | | Cancelled, Abated or Adjusted (1985) | |
| Other Welfare Services | | School | | Transfers to Foreclosed Property | |
| RECREATION and CONSERVATION | | Self-liquidating | | Balance December 31, 1985 | 11,083.38 |
| Beaches and Boardwalks | | Other | 98,750 | PROPERTY ACQUIRED BY DEED OR | |
| Parks, Playgrounds, Shade Trees | | Total | 98,750 | FORECLOSURE | |
| Land Reclamation & Conservation | | | | Balance January 1, 1985 | |
| Other Recreational Services | 700.00 | ISSUED AND OUTSTANDING | | Transfers From Taxes or Liens | |
| EDUCATION (excluding schools) | | School | | Sale for Cash (1985) | |
| Libraries | | Self-Liquidating | | Cancelled, Abated or Adjusted (1985) | |
| Other Educational Services | | Other | | Balance December 31, 1985 | |
| STATUTORY EXPENDITURES | | Total | | CURRENT FINANCES DECEMBER 31, 1985 | |
| Pensions & F. I. C. A. | 6,260.00 | EQUALIZED VALUATION BASIS | | ASSETS | |
| Employee Fringe Benefits | | FOR NET DEBT COMPUTATION | 17,803,003 | Cash Dec. 31, 1985 | 372,430.18 |
| Other Statutory Expenditures | 1,000.00 | REAL PROPERTY VALUATIONS | | Taxes Receivable | 24,035.52 |
| CETA And Other Public Employment Programs | | Code Class # of Parcels % VAL'N | | Tax Title Liens | 11,083.38 |
| MUNICIPAL FUNCTIONS TOTAL | 228,568.00 | 1 Vacant Land 3 .60 | 82,200.00 | Foreclosed Property | |
| CAPITAL IMPROVEMENTS *MEMO* | 10,000.00 | 2 Residential 200 55.87 | 7,604,100.00 | Emergencies & Other Deferred Charges | |
| DEBT SERVICE | | 3 Farm | | State and Federal Aid Receivable | 9,256.41 |
| Principal Payments | | 4a Commercial 6 10.49 | 1,427,400.00 | Other Receivables | 34,353.90 |
| Interest Payments | | 4b Industrial 1 2.05 | 278,600.00 | Total | 451,159.39 |
| | | 4c Apartments 2 31.00 | 4,219,200.00 | LIABILITIES, RESERVES, AND SURPLUS | |
| | | Total 212 | 13,611,500.00 | Cash Liabilities | 144,848.72 |
| DEFERRED CHARGES | 754.83 | Land Area .20 Sq. Miles | | Reserves for Receivables | 69,472.80 |
| SCHOOL, COUNTY, SPECIAL DISTRICT TAXES | 360,006.87 | Net Valuation Taxable-Municipal | 13,661,352 | Surplus Dec. 31, 1985 | 236,837.87 |
| RESERVE FOR UNCOLLECTED TAXES | 26,445.24 | Net Valuation Taxable-County | 17,962,100 | Total | 451,159.39 |
| EXPENDITURES TOTAL | 615,774.94 | State Equalized Valuation | 20,317,124 | | |
| | | State Equalization Ratio | 67.16 | | |

0614
 Population 1980 **53,753**
 Population 1985 **53,433**
 S & P Rating **AA**
 Moody Rating **A**

General Tax Rate Per \$100. **3.98**
 State Equalized Tax Rate **2.75**

VINELAND CITY - CUMBERLAND COUNTY
Form of Government:
Mayor-Council Plan A (OMCL 50)
Number of Members on Governing Body - 5

PER CAPITA:
 Gross Debt **558.48**
 Net Debt **82.26**
 Debt Service **49.36**
 Total Tax Levy **509.38**
 Municipal Expenditures **341.11**

PER CENT:
 Gross Debt **3.37**
 Net Debt **.50**
 Tax Levy Collected **95.15**
 Tax Levy Cancelled, Abated or Adjusted **.37**

| EXPENDITURES | | REVENUES-REALIZED | | 1985 PROPERTY TAX | |
|---|----------------------|--|-----------------------|--|----------------------|
| GENERAL GOVERNMENT | | | | STATE EQUALIZED TAX RATE | |
| Governing Body & Public Boards | | 1985 Property Taxes Collected | 25,875,149.39 | Local District School Taxes | 1.16 |
| Municipal Clerk | | 1985 Payments in Lieu of Taxes | 50,172.10 | Regional & Consolidated School Tax | |
| Financial Administration | 300,100.00 | Delinquent Tax & Lien Collections | 1,300,510.02 | School Taxes in Municipal Budget | .09 |
| Assessment of Taxes | 125,200.00 | Business Personality Replacement Taxes | 867,622.92 | County Taxes | 1.03 |
| Collection of Taxes | 134,600.00 | Taxes from Public Utilities | 2,599,556.00 | County Library Taxes | |
| Planning, Housing & Development | 130,500.00 | Other Miscellaneous Tax Revenues | 7,127.88 | Local Municipal Purpose Taxes | .47 |
| Human Resources | 981,973.00 | State Aid Revenues | 3,399,114.99 | Veteran & Senior Citizen Taxes | |
| Elections | 15,500.00 | Federal Aid Revenues | 278,860.00 | Total Taxes for Rate Computation | 2.75 |
| General Administration (other) | 2,021,760.00 | State and Local Fiscal Assistance Act Utilized | 610,672.45 | Special District Taxes | |
| JUDICIARY | | Sale of Acquired Property | | Bank Corp. Taxes | 49,390.08 |
| Municipal Courts | 203,400.00 | Other Miscellaneous Revenues | 3,226,634.70 | Added and Omitted Taxes | 103,103.59 |
| PUBLIC SAFETY | | Total | 38,215,420.45 | Total Taxes Levied - ABSTRACT | 27,218,219.48 |
| Fire Protection | 734,975.00 | Prior Years Surplus Appropriated | 1,500,000.00 | Total Taxes Billed | 27,195,367.98 |
| Police Protection | 2,958,523.08 | REVENUES TOTAL | 39,715,420.45 | 1985 TAXES COLLECTED | 25,875,149.39 |
| Civil Defense & Disaster Control | 21,700.00 | Reserve For Uncollected Taxes | 1,435,985.97 | 1985 Taxes Cancelled, Abated or Adjusted | 99,449.39 |
| Environmental Inspection & Control | 64,200.00 | CAPITAL OUTLAY TOTAL | 1,470,148.23 | Transfer to Tax Title Liens or Foreclosed | 61,442.61 |
| Other Public Safety | | | | Balance Outstanding Dec. 31, 1985 | 1,159,326.59 |
| PUBLIC WORKS | | | | PRIOR YEARS TAXES OUTSTANDING | |
| Streets and Drainage | 1,745,228.36 | Public Enterprises | 800,478.68 | Balance January 1, 1985 | 1,360,569.35 |
| Sewers and Sewage Processing | | Recreation—Culture | | Collected in 1985 | 1,235,429.38 |
| Garbage and Trash Disposal | 447,100.00 | Public Works | 8,471.94 | Cancelled, Abated or Adjusted 1985 | 40,490.98 |
| Public Buildings and Grounds | 510,200.00 | Buildings and Grounds | 259,296.90 | Transfers to Tax Title Liens or Foreclosed | 10,526.36 |
| Other Public Works | 66,600.00 | Library and Education | 401,900.71 | Balance December 31, 1985 | 74,122.63 |
| HEALTH and WELFARE | | Conservation | | TAX TITLE LIENS OUTSTANDING | |
| Health Services Except Environmental | 1,083,889.00 | All Other | | Balance January 1, 1985 | 221,965.25 |
| Welfare-Public Assistance | 80,900.00 | CAPITAL DEBT AUTHORIZED, DECEMBER 31, 1985 | | Transfer From Taxes | 73,233.55 |
| Hospitals, Clinics, First Aid | 25,000.00 | ISSUED AND UNISSUED | | Redeemed in 1985 | 65,080.64 |
| Animal, Insect, & Rodent Control | 46,929.27 | School | 14,478,000 | Cancelled, Abated or Adjusted (1985) | 3,289.40 |
| Other Welfare Services | | Self-liquidating | 10,967,946 | Transfers to Foreclosed Property | 9,929.43 |
| RECREATION and CONSERVATION | | Other | 4,395,251 | Balance December 31, 1985 | 216,899.33 |
| Beaches and Boardwalks | | Total | 29,841,197 | PROPERTY ACQUIRED BY DEED OR FORECLOSURE | |
| Parks, Playgrounds, Shade Trees | 171,200.00 | ISSUED AND OUTSTANDING | | Balance January 1, 1985 | 350,090.57 |
| Land Reclamation & Conservation | 42,400.00 | School | 14,478,000.00 | Transfers From Taxes or Liens | 9,929.43 |
| Other Recreational Services | 238,700.00 | Self-Liquidating | 9,317,000.00 | Sale for Cash (1985) | |
| EDUCATION (excluding schools) | | Other | 3,145,000.00 | Cancelled, Abated or Adjusted (1985) | |
| Libraries | 411,100.00 | Total | 26,940,000.00 | Balance December 31, 1985 | 360,020.00 |
| Other Educational Services | | EQUALIZED VALUATION BASIS | | CURRENT FINANCES DECEMBER 31, 1985 | |
| STATUTORY EXPENDITURES | | FOR NET DEBT COMPUTATION | 885,624,172 | ASSETS | |
| Pensions & F. I. C. A. | 1,018,453.35 | REAL PROPERTY VALUATIONS | | Cash Dec. 31, 1985 | 6,409,152.44 |
| Employee Fringe Benefits | 558,200.00 | Code Class # of Parcels % VAL'N | | Taxes Receivable | 1,233,449.22 |
| Other Statutory Expenditures | 15,000.00 | 1 Vacant Land 2410 3.06 | 20,072,900.00 | Tax Title Liens | 216,899.33 |
| CETA And Other Public Employment Programs | | 2 Residential 12118 65.27 | 428,443,300.00 | Foreclosed Property | 360,020.00 |
| MUNICIPAL FUNCTIONS TOTAL | 14,153,331.06 | 3 Farm 1188 2.98 | 19,568,000.00 | Emergencies & Other Deferred Charges | 25,000.00 |
| CAPITAL IMPROVEMENTS *MEMO* | 7,100.00 | 4a Commercial 1067 19.04 | 124,980,600.00 | State and Federal Aid Receivable | 88,011.79 |
| DEBT SERVICE | | 4b Industrial 114 5.34 | 35,046,500.00 | Other Receivables | 342,714.26 |
| Principal Payments | 1,550,000.00 | 4c Apartments 57 4.32 | 28,327,400.00 | Total | 8,675,247.04 |
| Interest Payments | 1,087,383.42 | Total 16954 | 656,438,700.00 | LIABILITIES, RESERVES, AND SURPLUS | |
| TYPE I SCHL DEBT *MEMO | 2,063,538.18 | Land Area 69.50 Sq. Miles | | Cash Liabilities | 4,848,872.06 |
| DEFERRED CHARGES | | Net Valuation Taxable-Municipal | 670,525,556 | Reserves for Receivables | 1,823,898.38 |
| SCHOOL, COUNTY, SPECIAL DISTRICT TAXES | 22,507,464.34 | Net Valuation Taxable-County | 901,127,574 | Surplus Dec. 31, 1985 | 2,002,476.60 |
| RESERVE FOR UNCOLLECTED TAXES | 1,435,985.97 | State Equalized Valuation | 964,573,898 | Total | 8,675,247.04 |
| EXPENDITURES TOTAL | 40,734,164.79 | State Equalization Ratio | 69.07 | | |

1985/3000

* ABOVE DEBT SERVICE INCLUDES TYPE I SCHOOL DEBT

0434
Population 1980 12,919
Population 1985 20,636
S & P Rating
Moody Rating AAA

General Tax Rate Per \$100.

4.62
State Equalized Tax Rate
2.41

VOORHEES TOWNSHIP - CAMDEN COUNTY

Form of Government:

Township Committee

Number of Members on Governing Body - 5

PER CAPITA:

Gross Debt 883.48
Net Debt 188.71
Debt Service 10.46
Total Tax Levy 865.23
Municipal Expenditures 263.50

PER CENT:

Gross Debt 3.09
Net Debt .66
Tax Levy Collected 95.72
Tax Levy Cancelled, Abated or Adjusted .44

| EXPENDITURES | | REVENUES-REALIZED | | 1985 PROPERTY TAX | |
|---|---------------|--|----------------|---|---------------------|
| GENERAL GOVERNMENT | | | | STATE EQUALIZED TAX RATE | |
| Governing Body & Public Boards | | 1985 Property Taxes Collected | 17,089,952.32 | Local District School Taxes | .78 5,524,798.50 |
| Municipal Clerk | | 1985 Payments in Lieu of Taxes | 103,788.00 | Regional & Consolidated School Tax | .41 2,882,559.19 |
| Financial Administration | 45,518.05 | Delinquent Tax & Lien Collections | 798,232.42 | School Taxes in Municipal Budget | |
| Assessment of Taxes | 360,855.35 | Business Personality Replacement Taxes | 150,478.32 | County Taxes | 1.05 7,371,923.78 |
| Collection of Taxes | 32,346.00 | Taxes from Public Utilities | 1,086,109.00 | County Library Taxes | .03 176,266.80 |
| Planning, Housing & Development | 145,840.61 | Other Miscellaneous Tax Revenues | | Local Municipal Purpose Taxes | .15 1,052,195.00 |
| Human Resources | | State Aid Revenues | 49,347.17 | Veteran & Senior Citizen Taxes | |
| Elections | 7,551.82 | Federal Aid Revenues | | Total Taxes for Rate Computation | 2.42 17,076,993.27 |
| General Administration (other) | 355,459.71 | State and Local Fiscal Assistance Act Utilized | 66,122.00 | Special District Taxes | |
| JUDICIARY | | Sale of Acquired Property | 499,000.00 | Bank Corp. Taxes | 28,651.72 |
| Municipal Courts | 42,457.42 | Other Miscellaneous Revenues | 948,548.37 | Added and Omitted Taxes | 146,021.23 |
| PUBLIC SAFETY | | Total | 20,791,577.60 | Total Taxes Levied - ABSTRACT | 17,854,916.22 |
| Fire Protection | 17,383.90 | Prior Years Surplus Appropriated | 1,400,000.00 | Total Taxes Billed | 17,855,003.68 |
| Police Protection | 1,107,958.34 | REVENUES TOTAL | 22,191,577.60 | 1985 TAXES COLLECTED | 17,089,952.32 |
| Civil Defense & Disaster Control | 25.00 | Reserve for Uncollected Taxes | 993,646.13 | 1985 Taxes Cancelled, Abated or Adjusted | 78,428.41 |
| Environmental Inspection & Control | 86,434.20 | CAPITAL OUTLAY TOTAL | 1,193,632.02 | Transfer to Tax Title Liens or Foreclosed Balance Outstanding Dec. 31, 1985 | 5,485.83 681,137.12 |
| Other Public Safety | | | | PRIOR YEARS TAXES OUTSTANDING | |
| PUBLIC WORKS | | | | Balance January 1, 1985 | 648,412.74 |
| Streets and Drainage | 445,752.24 | Public Enterprises | 240,004.20 | Collected in 1985 | 642,629.74 |
| Sewers and Sewage Processing | | Recreation—Culture | 93,709.33 | Cancelled, Abated or Adjusted 1985 | 1,091.83 |
| Garbage and Trash Disposal | 617,676.04 | Public Works | 514,295.78 | Transfers to Tax Title Liens or Foreclosed Balance December 31, 1985 | 4,691.17 |
| Public Buildings and Grounds | 91,624.00 | Buildings and Grounds | 345,622.71 | TAX TITLE LIENS OUTSTANDING | |
| Other Public Works | 81,000.00 | Library and Education | | Balance January 1, 1985 | 171,725.33 |
| HEALTH and WELFARE | | Conservation | | Transfer From Taxes | 5,485.83 |
| Health Services Except Environmental | 10,634.39 | All Other | | Redeemed in 1985 | 155,602.68 |
| Welfare-Public Assistance | 16,527.00 | CAPITAL DEBT AUTHORIZED, DECEMBER 31, 1985 | | Cancelled, Abated or Adjusted (1985) | |
| Hospitals, Clinics, First Aid | | ISSUED AND UNISSUED | | Transfers to Foreclosed Property | |
| Animal, Insect, & Rodent Control | 12,184.99 | School | 10,770,158 | Balance December 31, 1985 | 21,608.48 |
| Other Welfare Services | | Self-Liquidating | 3,480,503 | PROPERTY ACQUIRED BY DEED OR FORECLOSURE | |
| RECREATION and CONSERVATION | | Other | 3,980,875 | Balance January 1, 1985 | 16,515.00 |
| Beaches and Boardwalks | | Total | 18,231,536 | Transfers From Taxes or Liens | |
| Parks, Playgrounds, Shade Trees | 71,357.03 | ISSUED AND OUTSTANDING | | Sale for Cash (1985) | |
| Land Reclamation & Conservation | | School | 10,553,650.07 | Cancelled, Abated or Adjusted (1985) | |
| Other Recreational Services | 26,316.40 | Self-Liquidating | 3,449,000.00 | Balance December 31, 1985 | 16,515.00 |
| EDUCATION (excluding schools) | | Other | 3,784,000.00 | CURRENT FINANCES DECEMBER 31, 1985 | |
| Libraries | | Total | 17,786,650.07 | ASSETS | |
| Other Educational Services | 49,835.00 | EQUALIZED VALUATION BASIS | | Cash Dec. 31, 1985 | 4,450,055.42 |
| STATUTORY EXPENDITURES | | FOR NET DEBT COMPUTATION | 589,859,730 | Taxes Receivable | 685,828.29 |
| Pensions & F. I. C. A. | 266,457.52 | REAL PROPERTY VALUATIONS | | Tax Title Liens | 21,608.48 |
| Employee Fringe Benefits | 145,388.12 | Code Class # of Parcels % VAL'N | | Foreclosed Property | 16,515.00 |
| Other Statutory Expenditures | 1.00 | 1 Vacant Land 1306 5.22 | 19,070,081.00 | Emergencies & Other Deferred Charges | 482,505.13 |
| CETA And Other Public Employment Programs | | 2 Residential 4676 61.03 | 222,841,298.00 | State and Federal Aid Receivable | 9,618.12 |
| MUNICIPAL FUNCTIONS | | 3 Farm 77 .34 | 1,223,433.00 | Other Receivables | 94,734.28 |
| CAPITAL IMPROVEMENTS | *MEMO* | 4a Commercial 171 25.17 | 91,923,295.00 | Total | 5,760,864.72 |
| DEBT SERVICE | | 4b Industrial 28 1.41 | 5,134,839.00 | LIABILITIES, RESERVES, AND SURPLUS | |
| Principal Payments | | 4c Apartments 14 6.83 | 24,944,600.00 | Cash Liabilities | 2,622,488.11 |
| Interest Payments | 215,841.03 | Total | 365,137,546.00 | Reserves for Receivables | 818,686.05 |
| DEFERRED CHARGES | 191,454.87 | Land Area 11.61 Sq. Miles | | Surplus Dec. 31, 1985 | 2,319,690.56 |
| SCHOOL, COUNTY, SPECIAL DISTRICT TAXES | 16,628,048.27 | Net Valuation Taxable-Municipal | 367,900,426 | Total | 5,760,864.72 |
| RESERVE FOR UNCOLLECTED TAXES | 993,646.13 | Net Valuation Taxable-County | 647,749,498 | | |
| EXPENDITURES TOTAL | 22,065,574.43 | State Equalized Valuation | 701,456,998 | | |
| | | State Equalization Ratio | 52.26 | | |

0264
Population 1980 10,802
Population 1985 10,582
S & P Rating A
Moody Rating AAA

General Tax Rate Per \$100. 4.76
State Equalized Tax Rate 2.24

WALDWICK BOROUGH - BERGEN COUNTY
Form of Government:
Borough Council
Number of Members on Governing Body - 6

PER CAPITA:
Gross Debt 421.58
Net Debt 418.76
Debt Service 80.48
Total Tax Levy 872.38
Municipal Expenditures 467.45
PER CENT:
Gross Debt 1.23
Net Debt 1.23
Tax Levy Collected 98.88
Tax Levy Cancelled, Abated or Adjusted .02

| EXPENDITURES | REVENUES-REALIZED | 1985 PROPERTY TAX | |
|---|-------------------|--|--------------|
| GENERAL GOVERNMENT | | STATE EQUALIZED TAX RATE 1.47 | 6,017,102.35 |
| Governing Body & Public Boards | | Local District School Taxes | |
| Municipal Clerk | | Regional & Consolidated School Tax | |
| Financial Administration | 23,650.00 | School Taxes in Municipal Budget | |
| Assessment of Taxes | 179,291.00 | County Taxes .36 | 1,467,431.36 |
| Collection of Taxes | 44,919.00 | County Library Taxes | |
| Planning, Housing & Development | 18,735.00 | Local Municipal Purpose Taxes .41 | 1,689,937.90 |
| Human Resources | | Veteran & Senior Citizen Taxes | 111,800.00 |
| Elections | 1,800.00 | Total Taxes for Rate Computation 2.24 | 9,286,271.61 |
| General Administration (other) | 249,986.00 | Special District Taxes | |
| JUDICIARY | | Bank Corp. Taxes | 10,403.78 |
| Municipal Courts | 20,478.00 | Added and Omitted Taxes | 46,642.21 |
| PUBLIC SAFETY | | Total Taxes Levied - ABSTRACT | 9,231,517.60 |
| Fire Protection | 52,598.00 | Total Taxes Billed | 9,240,364.53 |
| Police Protection | 782,112.12 | 1985 TAXES COLLECTED | 9,136,848.87 |
| Civil Defense & Disaster Control | 100.00 | 1985 Taxes Cancelled, Abated or Adjusted | 1,406.58 |
| Environmental Inspection & Control | 49,873.00 | Transfer to Tax Title Liens or Foreclosed | 2,839.34 |
| Other Public Safety | | Balance Outstanding Dec. 31, 1985 | 99,269.74 |
| PUBLIC WORKS | | PRIOR YEARS TAXES OUTSTANDING | |
| Streets and Drainage | 302,918.00 | Balance January 1, 1985 | 158,971.00 |
| Sewers and Sewage Processing | 1,024,200.00 | Collected in 1985 | 158,971.00 |
| Garbage and Trash Disposal | 363,762.00 | Cancelled, Abated or Adjusted 1985 | |
| Public Buildings and Grounds | 76,115.00 | Transfers to Tax Title Liens or Foreclosed | |
| Other Public Works | 32,000.00 | Balance December 31, 1985 | |
| HEALTH and WELFARE | | TAX TITLE LIENS OUTSTANDING | |
| Health Services Except Environmental | 59,626.00 | Balance January 1, 1985 | 13,183.02 |
| Welfare-Public Assistance | 2,740.00 | Transfer From Taxes | 2,839.34 |
| Hospitals, Clinics, First Aid | | Redeemed in 1985 | 4,153.83 |
| Animal, Insect, & Rodent Control | | Cancelled, Abated or Adjusted (1985) | 36.53 |
| Other Welfare Services | | Transfers to Foreclosed Property | |
| RECREATION and CONSERVATION | | Balance December 31, 1985 | 11,832.00 |
| Beaches and Boardwalks | | PROPERTY ACQUIRED BY DEED OR | |
| Parks, Playgrounds, Shade Trees | 60,916.00 | FORECLOSURE | |
| Land Reclamation & Conservation | | Balance January 1, 1985 | 13,610.00 |
| Other Recreational Services | 4,535.00 | Transfers From Taxes or Liens | |
| EDUCATION (excluding schools) | | Sale for Cash (1985) | |
| Libraries | 124,000.00 | Cancelled, Abated or Adjusted (1985) | |
| Other Educational Services | | Balance December 31, 1985 | 13,610.00 |
| STATUTORY EXPENDITURES | | CURRENT FINANCES DECEMBER 31, 1985 | |
| Pensions & F. I. C. A. | 216,603.06 | ASSETS | |
| Employee Fringe Benefits | 66,550.00 | Cash Dec. 31, 1985 | 1,369,862.64 |
| Other Statutory Expenditures | | Taxes Receivable | 99,269.74 |
| CETA And Other Public Employment Programs | | Tax Title Liens | 11,832.00 |
| MUNICIPAL FUNCTIONS TOTAL | 3,757,507.18 | Foreclosed Property | 13,610.00 |
| CAPITAL IMPROVEMENTS *MEMO* | 60,000.00 | Emergencies & Other Deferred Charges | 153,500.00 |
| DEBT SERVICE | | State and Federal Aid Receivable | 18,221.40 |
| Principal Payments | 482,000.00 | Other Receivables | 2,738.25 |
| Interest Payments | 369,597.55 | Total | 1,669,034.03 |
| DEFERRED CHARGES | 109,174.44 | LIABILITIES, RESERVES, AND SURPLUS | |
| SCHOOL, COUNTY, SPECIAL DISTRICT TAXES | 7,484,533.71 | Cash Liabilities | 445,366.36 |
| RESERVE FOR UNCOLLECTED TAXES | 228,249.13 | Reserves for Receivables | 127,449.99 |
| EXPENDITURES TOTAL | 12,431,062.01 | Surplus Dec. 31, 1985 | 1,096,217.68 |
| | | Total | 1,669,034.03 |

1352
 Population 1980 **18,952**
 Population 1985 **19,692**
 S & P Rating
 Moody Rating **A**

General Tax Rate Per \$100. **2.18**
 State Equalized Tax Rate **1.97**

WALL TOWNSHIP - MONMOUTH COUNTY
Form of Government:
Township Committee
Number of Members on Governing Body - 5

PER CAPITA:
 Gross Debt **709.38**
 Net Debt **102.79**
 Debt Service **12.39**
 Total Tax Levy **827.76**
 Municipal Expenditures **393.77**

PER CENT:
 Gross Debt **1.98**
 Net Debt **.29**
 Tax Levy Collected **96.48**
 Tax Levy Cancelled, Abated or Adjusted

| EXPENDITURES | | REVENUES-REALIZED | | 1985 PROPERTY TAX | |
|--|----------------------|--|-----------------------|--|---------------------------|
| GENERAL GOVERNMENT | | | | STATE EQUALIZED TAX RATE | |
| Governing Body & Public Boards | | 1985 Property Taxes Collected | 15,701,405.82 | Local District School Taxes 1.24 | 9,854,321.16 |
| Municipal Clerk | | 1985 Payments in Lieu of Taxes | | Regional & Consolidated School Tax | |
| Financial Administration | 59,410.00 | Delinquent Tax & Lien Collections | 803,405.08 | School Taxes in Municipal Budget | |
| Assessment of Taxes | 97,352.88 | Business Personalty Replacement Taxes | 199,122.28 | County Taxes | .49 * 3,941,003.96 |
| Collection of Taxes | 71,750.00 | Taxes from Public Utilities | 2,755,674.00 | County Library Taxes | .02 143,625.17 |
| Planning, Housing & Development | 188,500.00 | Other Miscellaneous Tax Revenues | | Local Municipal Purpose Taxes | .21 1,694,000.00 |
| Human Resources | 29,903.00 | State Aid Revenues | 184,673.32 | Veteran & Senior Citizen Taxes | 196,250.00 |
| Elections | 5,000.00 | Federal Aid Revenues | | Total Taxes for Rate Computation | 1.96 15,829,200.29 |
| General Administration (other) | 750,025.00 | State and Local Fiscal Assistance Act Utilized | 124,907.00 | Special District Taxes | 338,281.25 |
| JUDICIARY | 95,170.00 | Sale of Acquired Property | | Bank Corp. Taxes | 25,391.19 |
| Municipal Courts | | Other Miscellaneous Revenues | 1,426,919.56 | Added and Omitted Taxes | 303,575.68 |
| PUBLIC SAFETY | | Total | 21,196,107.06 | Total Taxes Levied - ABSTRACT | 16,300,198.41 |
| Fire Protection | | Prior Years Surplus Appropriated | 1,800,000.00 | Total Taxes Billed | 16,274,807.22 |
| Police Protection | 2,098,000.61 | REVENUES TOTAL | 22,996,107.06 | 1985 TAXES COLLECTED | 15,701,405.82 |
| Civil Defense & Disaster Control | | Reserve For Uncollected Taxes | 1,114,714.10 | 1985 Taxes Cancelled, Abated or Adjusted | |
| Environmental Inspection & Control | 152,600.00 | CAPITAL OUTLAY TOTAL | 2,288,180.44 | Transfer to Tax Title Liens or Foreclosed | |
| Other Public Safety | | Public Enterprises | 2,129,206.88 | Balance Outstanding Dec. 31, 1985 | 573,401.40 |
| PUBLIC WORKS | 771,190.77 | Recreation—Culture | 27,000.00 | PRIOR YEARS TAXES OUTSTANDING | |
| Streets and Drainage | 480,315.00 | Public Works | 125,917.30 | Balance January 1, 1985 | 785,570.44 |
| Sewers and Sewage Processing | 626,800.00 | Buildings and Grounds | 6,056.26 | Collected in 1985 | 693,691.93 |
| Garbage and Trash Disposal | 187,760.00 | Library and Education | | Cancelled, Abated or Adjusted 1985 | 1,792.38 |
| Public Buildings and Grounds | | Conservation | | Transfers to Tax Title Liens or Foreclosed | |
| Other Public Works | | All Other | | Balance December 31, 1985 | 90,086.13 |
| HEALTH and WELFARE | 23,335.00 | CAPITAL DEBT AUTHORIZED, DECEMBER 31, 1985 | | TAX TITLE LIENS OUTSTANDING | |
| Health Services Except Environmental | 17,215.00 | ISSUED AND UNISSUED | | Balance January 1, 1985 | 136,790.40 |
| Welfare-Public Assistance | | SCHOOL GROSS DEBT | 1,416,000 | Transfer From Taxes | |
| Hospitals, Clinics, First Aid | | Self-liquidating | 10,529,044 | Redeemed in 1985 | 109,713.15 |
| Animal, Insect, & Rodent Control | | Other | 2,024,095 | Cancelled, Abated or Adjusted (1985) | |
| Other Welfare Services | | Total | 13,969,140 | Transfers to Foreclosed Property | |
| RECREATION and CONSERVATION | 60,500.00 | ISSUED AND OUTSTANDING | | Balance December 31, 1985 | 27,077.25 |
| Beaches and Boardwalks | | SCHOOL | 383,000.00 | PROPERTY ACQUIRED BY DEED OR | |
| Parks, Playgrounds, Shade Trees | | Self-Liquidating | 6,571,000.00 | FORECLOSURE | |
| Land Reclamation & Conservation | 1,000.00 | Other | 1,066,000.00 | Balance January 1, 1985 | 310,446.00 |
| Other Recreational Services | | Total | 8,020,000.00 | Transfers From Taxes or Liens | |
| EDUCATION (excluding schools) | 50,000.00 | EQUALIZED VALUATION BASIS | | Sale for Cash (1985) | 6,896.00 |
| Libraries | 3,000.00 | FOR NET DEBT COMPUTATION | 705,102,778 | Cancelled, Abated or Adjusted (1985) | |
| Other Educational Services | | REAL PROPERTY VALUATIONS | | Balance December 31, 1985 | 303,550.00 |
| STATUTORY EXPENDITURES | 426,534.02 | Code Class # of Parcels % VAL'N | | CURRENT FINANCES DECEMBER 31, 1985 | |
| Pensions & F. I. C. A. | 149,000.00 | 1 Vacant Land 1063 7.39 | 52,683,500.00 | ASSETS | |
| Employee Fringe Benefits | | 2 Residential 5863 64.37 | 458,610,900.00 | Cash Dec. 31, 1985 | 3,473,846.95 |
| Other Statutory Expenditures | | 3 Farm 196 1.58 | 11,252,600.00 | Taxes Receivable | 663,487.53 |
| CETA And Other Public Employment Programs | 6,344,361.28 | 4a Commercial 335 14.76 | 105,166,400.00 | Tax Title Liens | 27,077.25 |
| MUNICIPAL FUNCTIONS | 40,000.00 | 4b Industrial 53 9.86 | 70,242,400.00 | Foreclosed Property | 303,550.00 |
| CAPITAL IMPROVEMENTS | 40,000.00 | 4c Apartments 6 2.04 | 14,553,700.00 | Emergencies & Other Deferred Charges | 104,942.88 |
| DEBT SERVICE | 145,000.00 | Total 7516 | 712,509,500.00 | State and Federal Aid Receivable | 7,701.47 |
| Principal Payments | 99,055.00 | Land Area 31.01 Sq. Miles | | Other Receivables | 146,629.67 |
| Interest Payments | | Net Valuation Taxable-Municipal | 718,284,928 | Total | 4,727,235.75 |
| DEFERRED CHARGES | 51,000.00 | Net Valuation Taxable-County | 729,329,684 | LIABILITIES, RESERVES, AND SURPLUS | |
| SCHOOL, COUNTY, SPECIAL DISTRICT TAXES | 14,277,231.54 | State Equalized Valuation | 795,697,268 | Cash Liabilities | 1,273,349.34 |
| RESERVE FOR UNCOLLECTED TAXES | 1,114,714.10 | State Equalization Ratio | 90.20 | Reserves for Receivables | 1,140,744.45 |
| EXPENDITURES | 22,031,361.92 | | | Surplus Dec. 31, 1985 | 2,313,141.96 |
| TOTAL | | | | Total | 4,727,235.75 |

0265
 Population 1980 **10,741**
 Population 1985 **10,478**
 S & P Rating
 Moody Rating **A**
 General Tax Rate Per \$100. **3.49**
 State Equalized Tax Rate **1.82**

WALLINGTON BOROUGH - BERGEN CO.
Form of Government:
Borough Council
Number of Members on Governing Body - 6

PER CAPITA:
 Gross Debt **404.93**
 Net Debt **237.23**
 Debt Service **32.95**
 Total Tax Levy **501.61**
 Municipal Expenditures **265.36**
 PER CENT:
 Gross Debt **1.66**
 Net Debt **.97**
 Tax Levy Collected **97.33**
 Tax Levy Cancelled, Abated or Adjusted **.06**

| EXPENDITURES | | REVENUES-REALIZED | | 1985 PROPERTY TAX | |
|---|---------------------|--|--|--|---------------------|
| GENERAL GOVERNMENT | | | | STATE EQUALIZED TAX RATE 1.82 | |
| Governing Body & Public Boards | | 1985 Property Taxes Collected | | Local District School Taxes | 2,741,777.50 |
| Municipal Clerk | | 1985 Payments in Lieu of Taxes | | Regional & Consolidated School Tax | |
| Financial Administration | 17,500.00 | Delinquent Tax & Lien Collections | | School Taxes in Municipal Budget | |
| Assessment of Taxes | 5,775.00 | Business Personalty Replacement Taxes | | County Taxes | 994,266.61 |
| Collection of Taxes | 50,321.00 | Taxes from Public Utilities | | County Library Taxes | |
| Planning, Housing & Development | 13,650.00 | Other Miscellaneous Tax Revenues | | Local Municipal Purpose Taxes | 1,484,768.36 |
| Human Resources | | State Aid Revenues | | Veteran & Senior Citizen Taxes | 160,550.00 |
| Elections | 2,007.43 | Federal Aid Revenues | | Total Taxes for Rate Computation | 5,381,362.47 |
| General Administration (other) | 360,348.75 | State and Local Fiscal Assistance Act Utilized | | Special District Taxes | |
| JUDICIARY | | Sale of Acquired Property | | Bank Corp. Taxes | 26,884.46 |
| Municipal Courts | 28,715.00 | Other Miscellaneous Revenues | | Added and Omitted Taxes | 8,160.44 |
| PUBLIC SAFETY | | Total | | Total Taxes Levied - ABSTRACT | 5,255,857.37 |
| Fire Protection | 54,127.00 | Prior Years Surplus Appropriated | | Total Taxes Billed | 5,235,239.26 |
| Police Protection | 607,089.46 | REVENUES TOTAL | | 1985 TAXES COLLECTED | 5,095,230.85 |
| Civil Defense & Disaster Control | 88.00 | Reserve For Uncollected Taxes | | 1985 Taxes Cancelled, Abated or Adjusted | 3,264.30 |
| Environmental Inspection & Control | 9,100.00 | CAPITAL OUTLAY TOTAL | | Transfer to Tax Title Liens or Foreclosed | 34,072.87 |
| Other Public Safety | | | | Balance Outstanding Dec. 31, 1985 | 102,671.24 |
| PUBLIC WORKS | | | | PRIOR YEARS TAXES OUTSTANDING | |
| Streets and Drainage | 177,264.63 | Public Enterprises | | Balance January 1, 1985 | 70,287.16 |
| Sewers and Sewage Processing | 192,787.75 | Recreation—Culture | | Collected in 1985 | 70,287.16 |
| Garbage and Trash Disposal | 190,266.76 | Public Works | | Cancelled, Abated or Adjusted 1985 | |
| Public Buildings and Grounds | 79,663.51 | Buildings and Grounds | | Transfers to Tax Title Liens or Foreclosed | |
| Other Public Works | | Library and Education | | Balance December 31, 1985 | |
| HEALTH and WELFARE | | Conservation | | TAX TITLE LIENS OUTSTANDING | |
| Health Services Except Environmental | 36,404.00 | All Other | | Balance January 1, 1985 | 90,355.62 |
| Welfare-Public Assistance | 9,205.00 | CAPITAL DEBT AUTHORIZED, DECEMBER 31, 1985 | | Transfer From Taxes | 34,072.87 |
| Hospitals, Clinics, First Aid | 500.00 | ISSUED AND UNISSUED GROSS DEBT | | Redeemed in 1985 | 20,296.96 |
| Animal, Insect, & Rodent Control | | NET DEBT | | Cancelled, Abated or Adjusted (1985) | |
| Other Welfare Services | 800.00 | School | | Transfers to Foreclosed Property | |
| RECREATION and CONSERVATION | | Self-liquidating | | Balance December 31, 1985 | 104,131.53 |
| Beaches and Boardwalks | | Other | | PROPERTY ACQUIRED BY DEED OR | |
| Parks, Playgrounds, Shade Trees | 2,100.00 | Total | | FORECLOSURE | |
| Land Reclamation & Conservation | | ISSUED AND OUTSTANDING | | Balance January 1, 1985 | 13,950.00 |
| Other Recreational Services | 20,345.00 | School | | Transfers From Taxes or Liens | |
| EDUCATION (excluding schools) | | Self-Liquidating | | Sale for Cash (1985) | |
| Libraries | 68,720.00 | Other | | Cancelled, Abated or Adjusted (1985) | |
| Other Educational Services | | Total | | Balance December 31, 1985 | 13,950.00 |
| STATUTORY EXPENDITURES | | EQUALIZED VALUATION BASIS | | CURRENT FINANCES DECEMBER 31, 1985 | |
| Pensions & F. I. C. A. | 152,626.54 | FOR NET DEBT COMPUTATION | | ASSETS | |
| Employee Fringe Benefits | 77,825.99 | REAL PROPERTY VALUATIONS | | Cash Dec. 31, 1985 | 538,154.45 |
| Other Statutory Expenditures | 22,500.00 | Code Class # of Parcels % VAL'N | | Taxes Receivable | 102,671.24 |
| CETA And Other Public Employment Programs | | 1 Vacant Land 78 1.15 | | Tax Title Liens | 104,131.53 |
| MUNICIPAL FUNCTIONS TOTAL | 2,179,730.82 | 2 Residential 2061 65.97 | | Foreclosed Property | 13,950.00 |
| CAPITAL IMPROVEMENTS *MEMO* | 15,000.00 | 3 Farm | | Emergencies & Other Deferred Charges | 119,591.95 |
| DEBT SERVICE | | 4a Commercial 173 12.10 | | State and Federal Aid Receivable | 402.41 |
| Principal Payments | 187,000.00 | 4b Industrial 38 10.28 | | Other Receivables | 8,241.23 |
| Interest Payments | 158,286.92 | 4c Apartments 26 10.51 | | Total | 887,142.81 |
| DEFERRED CHARGES | 33,814.34 | Total 2376 | | LIABILITIES, RESERVES, AND SURPLUS | |
| SCHOOL, COUNTY, SPECIAL DISTRICT TAXES | 3,736,044.11 | Land Area 1.00 Sq. Miles | | Cash Liabilities | 409,867.22 |
| RESERVE FOR UNCOLLECTED TAXES | 221,559.26 | Net Valuation Taxable-Municipal | | Reserves for Receivables | 228,994.00 |
| EXPENDITURES TOTAL | 6,516,435.45 | Net Valuation Taxable-County | | Surplus Dec. 31, 1985 | 248,281.59 |
| | | State Equalized Valuation | | Total | 887,142.81 |
| | | State Equalization Ratio | | | |

1923
 Population 1980 **150**
 Population 1985 **100**
 S & P Rating
 Moody Rating

General Tax Rate Per \$100.

State Equalized Tax Rate **1.70**
.75

WALPACK TOWNSHIP – SUSSEX COUNTY

Form of Government:

Township Committee

Number of Members on Governing Body – 3

PER CAPITA:

Gross Debt **88.64**
 Net Debt
 Debt Service
 Total Tax Levy **88.47**
 Municipal Expenditures **1,146.71**

PER CENT:

Gross Debt **.77**
 Net Debt
 Tax Levy Collected **99.00**
 Tax Levy Cancelled, Abated or Adjusted

| EXPENDITURES | | REVENUES-REALIZED | | 1985 PROPERTY TAX | |
|---|-------------------|--|-------------------|--|---------------------|
| GENERAL GOVERNMENT | | | | STATE EQUALIZED TAX RATE | |
| Governing Body & Public Boards | | 1985 Property Taxes Collected | 8,791.41 | Local District School Taxes | |
| Municipal Clerk | | 1985 Payments in Lieu of Taxes | 9,369.40 | Regional & Consolidated School Tax | |
| Financial Administration | 7,132.10 | Delinquent Tax & Lien Collections | | School Taxes in Municipal Budget | |
| Assessment of Taxes | 7,467.90 | Business Personalty Replacement Taxes | 2,850.72 | County Taxes | .70 8,283.27 |
| Collection of Taxes | 3,600.00 | Taxes from Public Utilities | 58,013.00 | County Library Taxes | .05 564.16 |
| Planning, Housing & Development | | Other Miscellaneous Tax Revenues | | Local Municipal Purpose Taxes | |
| Human Resources | | State Aid Revenues | 2,629.15 | Veteran & Senior Citizen Taxes | 500.00 |
| Elections | | Federal Aid Revenues | | Total Taxes for Rate Computation | .75 9,347.43 |
| General Administration (other) | 24,000.50 | State and Local Fiscal Assistance Act Utilized | 589.00 | Special District Taxes | |
| JUDICIARY | | Sale of Acquired Property | | Bank Corp. Taxes | |
| Municipal Courts | | Other Miscellaneous Revenues | 87,494.53 | Added and Omitted Taxes | |
| PUBLIC SAFETY | | Total | 169,737.21 | Total Taxes Levied - ABSTRACT | 8,847.43 |
| Fire Protection | 250.00 | Prior Years Surplus Appropriated | 78,581.13 | Total Taxes Billed | 8,880.26 |
| Police Protection | 750.00 | REVENUES TOTAL | 248,318.34 | 1985 TAXES COLLECTED | 8,791.41 |
| Civil Defense & Disaster Control | | Reserve For Uncollected Taxes | 2,000.00 | 1985 Taxes Cancelled, Abated or Adjusted | |
| Environmental Inspection & Control | 740.00 | | | Transfer to Tax Title Liens or Foreclosed | 34.00 |
| Other Public Safety | | CAPITAL OUTLAY TOTAL | | Balance Outstanding Dec. 31, 1985 | 54.85 |
| PUBLIC WORKS | | | | PRIOR YEARS TAXES OUTSTANDING | |
| Streets and Drainage | 44,820.00 | Public Enterprises | | Balance January 1, 1985 | 1,428.83 |
| Sewers and Sewage Processing | | Recreation—Culture | | Collected in 1985 | 978.35 |
| Garbage and Trash Disposal | | Public Works | | Cancelled, Abated or Adjusted 1985 | |
| Public Buildings and Grounds | 6,910.00 | Buildings and Grounds | | Transfers to Tax Title Liens or Foreclosed | 450.48 |
| Other Public Works | | Library and Education | | Balance December 31, 1985 | |
| HEALTH and WELFARE | | Conservation | | TAX TITLE LIENS OUTSTANDING | |
| Health Services Except Environmental | 1,000.00 | All Other | | Balance January 1, 1985 | 530.97 |
| Welfare-Public Assistance | 3,350.00 | | | Transfer From Taxes | 938.09 |
| Hospitals, Clinics, First Aid | | CAPITAL DEBT AUTHORIZED, DECEMBER 31, 1985 | | Redeemed in 1985 | |
| Animal, Insect, & Rodent Control | 400.00 | ISSUED AND UNISSUED GROSS DEBT | | Cancelled, Abated or Adjusted (1985) | |
| Other Welfare Services | | School | 8,864 | Transfers to Foreclosed Property | |
| RECREATION and CONSERVATION | | Self-Liquidating | | Balance December 31, 1985 | 1,469.06 |
| Beaches and Boardwalks | | Other | | PROPERTY ACQUIRED BY DEED OR FORECLOSURE | |
| Parks, Playgrounds, Shade Trees | | Total | 8,864 | Balance January 1, 1985 | 3,080.00 |
| Land Reclamation & Conservation | | ISSUED AND OUTSTANDING | | Transfers From Taxes or Liens | |
| Other Recreational Services | | School | 8,864.38 | Sale for Cash (1985) | |
| EDUCATION (excluding schools) | | Self-Liquidating | | Cancelled, Abated or Adjusted (1985) | |
| Libraries | | Other | | Balance December 31, 1985 | 3,080.00 |
| Other Educational Services | | Total | 8,864.38 | CURRENT FINANCES DECEMBER 31, 1985 | |
| STATUTORY EXPENDITURES | | EQUALIZED VALUATION BASIS | | ASSETS | |
| Pensions & F. I. C. A. | 7,769.15 | FOR NET DEBT COMPUTATION | 1,143,999 | Cash Dec. 31, 1985 | 1,017,809.28 |
| Employee Fringe Benefits | 4,000.00 | REAL PROPERTY VALUATIONS | | Taxes Receivable | 54.85 |
| Other Statutory Expenditures | 480.85 | Code Class # of Parcels % VAL'N | | Tax Title Liens | 1,469.06 |
| CETA And Other Public Employment Programs | | 1 Vacant Land 22 7.52 | 35,470.00 | Foreclosed Property | 3,080.00 |
| MUNICIPAL FUNCTIONS TOTAL | 112,670.50 | 2 Residential 18 33.24 | 156,770.00 | Emergencies & Other Deferred Charges | |
| CAPITAL IMPROVEMENTS *MEMO* | | 3 Farm 2 26.48 | 124,890.00 | State and Federal Aid Receivable | |
| DEBT SERVICE | | 4a Commercial 2 32.75 | 154,470.00 | Other Receivables | |
| Principal Payments | | 4b Industrial | | Total | 1,022,413.19 |
| Interest Payments | | 4c Apartments | | LIABILITIES, RESERVES, AND SURPLUS | |
| DEFERRED CHARGES | | Total 44 | 471,600.00 | Cash Liabilities | 53,032.92 |
| SCHOOL, COUNTY, SPECIAL DISTRICT TAXES | 8,847.43 | Land Area 24.10 Sq. Miles | | Reserves for Receivables | 4,603.91 |
| RESERVE FOR UNCOLLECTED TAXES | 2,000.00 | Net Valuation Taxable-Municipal | 522,372 | Surplus Dec. 31, 1985 | 964,776.36 |
| EXPENDITURES TOTAL | 123,517.93 | Net Valuation Taxable-County | 1,496,716 | Total | 1,022,413.19 |
| | | State Equalized Valuation | 1,119,433 | | |
| | | State Equalization Ratio | 44.13 | | |

1613
 Population 1980 **10,025**
 Population 1985 **10,521**
 S & P Rating
 Moody Rating **BAA1**

General Tax Rate Per \$100. **7.58**
 State Equalized Tax Rate **2.38**

WANAQUE BOROUGH - PASSAIC COUNTY
Form of Government:
Borough Council
Number of Members on Governing Body - 6

PER CAPITA:
 Gross Debt **627.80**
 Net Debt **240.51**
 Debt Service **23.00**
 Total Tax Levy **615.88**
 Municipal Expenditures **277.07**

PER CENT:
 Gross Debt **2.70**
 Net Debt **1.03**
 Tax Levy Collected **97.63**
 Tax Levy Cancelled, Abated or Adjusted **.01**

| EXPENDITURES | | REVENUES-REALIZED | | 1985 PROPERTY TAX | |
|---|---------------------|--|----------------------|--|---------------------|
| GENERAL GOVERNMENT | | 1985 Property Taxes Collected | | STATE EQUALIZED TAX RATE 2.38 | |
| Governing Body & Public Boards | | 1985 Payments in Lieu of Taxes | 6,351,524.21 | Local District School Taxes | 2,217,043.75 |
| Municipal Clerk | 54,260.00 | Delinquent Tax & Lien Collections | 208,676.16 | Regional & Consolidated School Tax | 1,246,931.85 |
| Financial Administration | 10,080.00 | Business Personalty Replacement Taxes | 114,261.16 | School Taxes in Municipal Budget | |
| Assessment of Taxes | 36,976.00 | Taxes from Public Utilities | 465,925.00 | County Taxes | 1,587,961.67 |
| Collection of Taxes | 14,325.00 | Other Miscellaneous Tax Revenues | 116,247.19 | County Library Taxes | |
| Planning, Housing & Development | 26,943.18 | State Aid Revenues | | Local Municipal Purpose Taxes | 1,410,365.12 |
| Human Resources | 11,000.00 | Federal Aid Revenues | 53,795.88 | Veteran & Senior Citizen Taxes | 115,400.00 |
| Elections | 322,121.00 | State and Local Fiscal Assistance Act Utilized | | Total Taxes for Rate Computation | 6,577,702.39 |
| General Administration (other) | | Sale of Acquired Property | 305,919.17 | Special District Taxes | |
| JUDICIARY | 24,900.00 | Other Miscellaneous Revenues | 7,616,348.77 | Bank Corp. Taxes | 17,415.30 |
| Municipal Courts | | Prior Years Surplus Appropriated | 300,000.00 | Added and Omitted Taxes | |
| PUBLIC SAFETY | 29,500.00 | REVENUES TOTAL | 7,916,348.77 | Total Taxes Levied - ABSTRACT | 6,479,717.69 |
| Fire Protection | 670,696.22 | Reserve For Uncollected Taxes | 226,695.61 | Total Taxes Billed | 6,505,889.37 |
| Police Protection | 350.00 | CAPITAL OUTLAY TOTAL | 316,454.45 | 1985 TAXES COLLECTED | 6,351,524.21 |
| Civil Defense & Disaster Control | 25,848.00 | Public Enterprises | 28,445.37 | 1985 Taxes Cancelled, Abated or Adjusted | 909.57 |
| Environmental Inspection & Control | | Recreation—Culture | 278,987.38 | Transfer to Tax Title Liens or Foreclosed | 6,306.56 |
| Other Public Safety | | Public Works | 9,021.70 | Balance Outstanding Dec. 31, 1985 | 147,149.03 |
| PUBLIC WORKS | 255,521.00 | Buildings and Grounds | | PRIOR YEARS TAXES OUTSTANDING | |
| Streets and Drainage | | Library and Education | | Balance January 1, 1985 | 299,493.76 |
| Sewers and Sewage Processing | 437,200.00 | Conservation | | Collected in 1985 | 203,025.54 |
| Garbage and Trash Disposal | 47,775.00 | All Other | | Cancelled, Abated or Adjusted 1985 | 22,941.28 |
| Public Buildings and Grounds | 30,683.00 | CAPITAL DEBT AUTHORIZED, DECEMBER 31, 1985 | | Transfers to Tax Title Liens or Foreclosed | 12,213.46 |
| Other Public Works | | ISSUED AND UNISSUED | | Balance December 31, 1985 | 61,313.48 |
| HEALTH and WELFARE | 63,610.00 | School | 3,420,962 | TAX TITLE LIENS OUTSTANDING | |
| Health Services Except Environmental | 3,400.00 | Self-liquidating | 653,700 | Balance January 1, 1985 | 42,926.17 |
| Welfare-Public Assistance | | Other | 2,530,417 | Transfer From Taxes | 21,231.22 |
| Hospitals, Clinics, First Aid | | Total | 6,605,079 | Redeemed in 1985 | 5,650.62 |
| Animal, Insect, & Rodent Control | | ISSUED AND OUTSTANDING | | Cancelled, Abated or Adjusted (1985) | |
| Other Welfare Services | | School | 3,420,962.99 | Transfers to Foreclosed Property | |
| RECREATION and CONSERVATION | 23,272.00 | Self-Liquidating | 600,000.00 | Balance December 31, 1985 | 58,506.77 |
| Beaches and Boardwalks | | Other | 2,383,000.00 | PROPERTY ACQUIRED BY DEED OR | |
| Parks, Playgrounds, Shade Trees | 1,200.00 | Total | 6,403,962.99 | FORECLOSURE | |
| Land Reclamation & Conservation | | EQUALIZED VALUATION BASIS | | Balance January 1, 1985 | 454,560.00 |
| Other Recreational Services | | FOR NET DEBT COMPUTATION | 244,725,717 | Transfers From Taxes or Liens | |
| EDUCATION (excluding schools) | 89,165.00 | REAL PROPERTY VALUATIONS | | Sale for Cash (1985) | |
| Libraries | 1,675.00 | Code Class # of Parcels % VAL'N | | Cancelled, Abated or Adjusted (1985) | 46,450.00 |
| Other Educational Services | | 1 Vacant Land 353 6.11 | 5,176,800.00 | Balance December 31, 1985 | 408,110.00 |
| STATUTORY EXPENDITURES | 147,221.98 | 2 Residential 2718 80.40 | 68,107,200.00 | CURRENT FINANCES DECEMBER 31, 1985 | |
| Pensions & F. I. C. A. | 83,538.37 | 3 Farm 2 .07 | 61,900.00 | ASSETS | |
| Employee Fringe Benefits | | 4a Commercial 106 7.47 | 6,330,900.00 | Cash Dec. 31, 1985 | 988,899.07 |
| Other Statutory Expenditures | | 4b Industrial 19 5.40 | 4,575,100.00 | Taxes Receivable | 208,462.51 |
| CETA And Other Public Employment Programs | 2,411,260.75 | 4c Apartments 6 .55 | 463,800.00 | Tax Title Liens | 58,506.77 |
| MUNICIPAL FUNCTIONS | 19,600.00 | Total 3204 | 84,715,700.00 | Foreclosed Property | 408,110.00 |
| CAPITAL IMPROVEMENTS | 165,836.12 | Land Area 8.30 Sq. Miles | | Emergencies & Other Deferred Charges | 72,394.89 |
| DEBT SERVICE | 76,110.00 | Net Valuation Taxable-Municipal | 85,263,300 | State and Federal Aid Receivable | 33,865.25 |
| Principal Payments | | Net Valuation Taxable-County | 249,022,815 | Other Receivables | 122,322.82 |
| Interest Payments | | State Equalized Valuation | 270,171,088 | Total | 1,892,561.31 |
| DEFERRED CHARGES | 35,119.07 | State Equalization Ratio | 31.42 | LIABILITIES, RESERVES, AND SURPLUS | |
| SCHOOL, COUNTY, SPECIAL DISTRICT TAXES | 5,051,937.27 | | | Cash Liabilities | 805,256.81 |
| RESERVE FOR UNCOLLECTED TAXES | 226,695.61 | | | Reserves for Receivables | 796,827.21 |
| EXPENDITURES TOTAL | 7,966,958.82 | | | Surplus Dec. 31, 1985 | 290,477.29 |
| | | | | Total | 1,892,561.31 |

1924
Population 1980 7,268
Population 1985 7,713
S & P Rating
Moody Rating

General Tax Rate Per \$100. 2.55
State Equalized Tax Rate 2.29

WANTAGE TOWNSHIP – SUSSEX COUNTY
Form of Government:
Township Committee
Number of Members on Governing Body – 3

PER CAPITA:
Gross Debt 718.49
Net Debt 288.53
Debt Service 25.67
Total Tax Levy 726.81
Municipal Expenditures 259.49
PER CENT:
Gross Debt 2.80
Net Debt 1.12
Tax Levy Collected 92.94
Tax Levy Cancelled, Abated or Adjusted

| EXPENDITURES | | REVENUES-REALIZED | | 1985 PROPERTY TAX | |
|---|--------------|--|--------------------|--|-------------------|
| GENERAL GOVERNMENT | | | | STATE EQUALIZED TAX RATE → | |
| Governing Body & Public Boards | | 1985 Property Taxes Collected | 5,200,318.72 | Local District School Taxes | |
| Municipal Clerk | | 1985 Payments in Lieu of Taxes | 14,839.46 | Regional & Consolidated School Tax | 1.44 3,466,330.30 |
| Financial Administration | 24,700.00 | Delinquent Tax & Lien Collections | 479,873.26 | School Taxes in Municipal Budget | |
| Assessment of Taxes | 44,221.00 | Business Personalty Replacement Taxes | 99,519.12 | County Taxes | .52 1,259,735.42 |
| Collection of Taxes | 53,992.00 | Taxes from Public Utilities | 379,929.00 | County Library Taxes | .04 85,799.00 |
| Planning, Housing & Development | 7,240.01 | Other Miscellaneous Tax Revenues | | Local Municipal Purpose Taxes | .29 688,968.84 |
| Human Resources | | State Aid Revenues | 60,179.79 | Veteran & Senior Citizen Taxes | |
| Elections | 1,700.00 | Federal Aid Revenues | | Total Taxes for Rate Computation | 2.29 5,575,683.56 |
| General Administration (other) | 186,592.46 | State and Local Fiscal Assistance Act Utilized | 52,457.00 | Special District Taxes | |
| JUDICIARY | | Sale of Acquired Property | 2,250.00 | Bank Corp. Taxes | 10,564.04 |
| Municipal Courts | 33,030.00 | Other Miscellaneous Revenues | 298,289.43 | Added and Omitted Taxes | 94,505.43 |
| PUBLIC SAFETY | | Total | 6,587,655.78 | Total Taxes Levied - ABSTRACT | 5,605,903.03 |
| Fire Protection | 76,327.17 | Prior Years Surplus Appropriated | 330,000.00 | Total Taxes Billed | 5,595,338.99 |
| Police Protection | 7,500.00 | REVENUES TOTAL | 6,917,655.78 | 1985 TAXES COLLECTED | 5,200,318.72 |
| Civil Defense & Disaster Control | 300.00 | Reserve For Uncollected Taxes | 610,695.71 | 1985 Taxes Cancelled, Abated or Adjusted | |
| Environmental Inspection & Control | 35,480.66 | CAPITAL OUTLAY TOTAL | 192,652.40 | Transfer to Tax Title Liens or Foreclosed | |
| Other Public Safety | | | | Balance Outstanding Dec. 31, 1985 | 395,020.27 |
| PUBLIC WORKS | | | | PRIOR YEARS TAXES OUTSTANDING | |
| Streets and Drainage | 342,688.14 | Public Enterprises | | Balance January 1, 1985 | 408,035.94 |
| Sewers and Sewage Processing | | Recreation—Culture | | Collected in 1985 | 393,785.86 |
| Garbage and Trash Disposal | | Public Works | 188,158.00 | Cancelled, Abated or Adjusted 1985 | |
| Public Buildings and Grounds | 38,000.00 | Buildings and Grounds | 4,494.40 | Transfers to Tax Title Liens or Foreclosed | |
| Other Public Works | | Library and Education | | Balance December 31, 1985 | 14,250.08 |
| HEALTH and WELFARE | | Conservation | | TAX TITLE LIENS OUTSTANDING | |
| Health Services Except Environmental | 42,577.00 | All Other | | Balance January 1, 1985 | 309,272.94 |
| Welfare-Public Assistance | 3,750.00 | CAPITAL DEBT AUTHORIZED, DECEMBER 31, 1985 | | Transfer From Taxes | |
| Hospitals, Clinics, First Aid | | ISSUED AND UNISSUED GROSS DEBT NET DEBT | | Redeemed in 1985 | 86,087.40 |
| Animal, Insect, & Rodent Control | 292.50 | School | 2,937,768 | Cancelled, Abated or Adjusted (1985) | |
| Other Welfare Services | 500.00 | Self-liquidating | | Transfers to Foreclosed Property | |
| RECREATION and CONSERVATION | | Other | 2,603,950 | Balance December 31, 1985 | 223,185.54 |
| Beaches and Boardwalks | | Total | 5,541,718 | PROPERTY ACQUIRED BY DEED OR | |
| Parks, Playgrounds, Shade Trees | | | | FORECLOSURE | |
| Land Reclamation & Conservation | | ISSUED AND OUTSTANDING | | Balance January 1, 1985 | 196,300.00 |
| Other Recreational Services | 11,161.91 | School | 2,937,768.80 | Transfers From Taxes or Liens | |
| EDUCATION (excluding schools) | | Self-Liquidating | | Sale for Cash (1985) | 2,250.00 |
| Libraries | 3,500.00 | Other | 1,613,000.00 | Cancelled, Abated or Adjusted (1985) | |
| Other Educational Services | | Total | 4,550,768.80 | Balance December 31, 1985 | 194,050.00 |
| STATUTORY EXPENDITURES | | EQUALIZED VALUATION BASIS | | CURRENT FINANCES DECEMBER 31, 1985 | |
| Pensions & F. I. C. A. | 61,499.90 | FOR NET DEBT COMPUTATION | 198,175,727 | ASSETS | |
| Employee Fringe Benefits | 67,101.15 | REAL PROPERTY VALUATIONS | | Cash Dec. 31, 1985 | 698,847.50 |
| Other Statutory Expenditures | 6,573.00 | Code Class # of Parcels % VAL'N | ASSESSED VALUATION | Taxes Receivable | 409,270.35 |
| CETA And Other Public Employment Programs | | 1 Vacant Land 1120 7.23 | 14,198,040.00 | Tax Title Liens | 223,185.54 |
| MUNICIPAL FUNCTIONS TOTAL | 1,048,726.90 | 2 Residential 2046 64.53 | 126,797,350.00 | Foreclosed Property | 194,050.00 |
| CAPITAL IMPROVEMENTS *MEMO* | 20,000.00 | 3 Farm 1255 15.75 | 30,931,800.00 | Emergencies & Other Deferred Charges | 14,885.47 |
| DEBT SERVICE | | 4a Commercial 105 11.37 | 22,339,100.00 | State and Federal Aid Receivable | 10,787.54 |
| Principal Payments | 50,000.00 | 4b Industrial 3 .33 | 649,500.00 | Other Receivables | 961,391.24 |
| Interest Payments | 147,968.00 | 4c Apartments 3 .80 | 1,571,400.00 | Total | 2,512,417.64 |
| DEFERRED CHARGES | 144,064.28 | Total 4532 | 196,487,190.00 | LIABILITIES, RESERVES, AND SURPLUS | |
| SCHOOL, COUNTY, SPECIAL DISTRICT TAXES | 4,811,864.72 | Land Area 68.15 Sq. Miles | | Cash Liabilities | 119,177.05 |
| RESERVE FOR UNCOLLECTED TAXES | 610,695.71 | Net Valuation Taxable-Municipal | 216,509,375 | Reserves for Receivables | 1,787,897.13 |
| EXPENDITURES TOTAL | 6,813,319.61 | Net Valuation Taxable-County | 227,703,685 | Surplus Dec. 31, 1985 | 605,343.46 |
| | | State Equalized Valuation | 239,144,734 | Total | 2,512,417.64 |
| | | State Equalization Ratio | 89.67 | | |

1820
Population 1980 9,805
Population 1985 9,846
S & P Rating
Moody Rating A1

General Tax Rate Per \$100. 2.18
State Equalized Tax Rate 1.81

WARREN TOWNSHIP – SOMERSET COUNTY
Form of Government:
Township Committee
Number of Members on Governing Body – 5

PER CAPITA:
Gross Debt 1,060.64
Net Debt 833.91
Debt Service 39.13
Total Tax Levy 1,182.74
Municipal Expenditures 466.24
PER CENT:
Gross Debt 1.92
Net Debt 1.51
Tax Levy Collected 96.92
Tax Levy Cancelled, Abated or Adjusted .03

| EXPENDITURES | | REVENUES-REALIZED | | 1985 PROPERTY TAX | |
|---|---------------|--|--------------------|--|---------------|
| GENERAL GOVERNMENT | | | | STATE EQUALIZED TAX RATE | |
| Governing Body & Public Boards | | 1985 Property Taxes Collected | 11,309,575.60 | Local District School Taxes .62 | 3,967,963.20 |
| Municipal Clerk | 57,894.37 | 1985 Payments in Lieu of Taxes | | Regional & Consolidated School Tax .42 | 2,655,862.58 |
| Financial Administration | 38,373.00 | Delinquent Tax & Lien Collections | 316,322.33 | School Taxes in Municipal Budget | |
| Assessment of Taxes | 44,062.00 | Business Personalty Replacement Taxes | 130,156.20 | County Taxes .45 | 2,891,642.66 |
| Collection of Taxes | 80,910.70 | Taxes from Public Utilities | 920,388.00 | County Library Taxes .04 | 225,349.63 |
| Planning, Housing & Development | | Other Miscellaneous Tax Revenues | | Local Municipal Purpose Taxes .27 | 1,731,590.68 |
| Human Resources | 1,950.00 | State Aid Revenues | 96,840.47 | Veteran & Senior Citizen Taxes | 62,167.00 |
| Elections | 574,812.00 | Federal Aid Revenues | 45,983.17 | Total Taxes for Rate Computation 1.80 | 11,534,575.75 |
| General Administration (other) | | State and Local Fiscal Assistance Act Utilized | | Special District Taxes | |
| JUDICIARY | 48,076.00 | Sale of Acquired Property | 661,490.82 | Bank Corp. Taxes | 16,774.10 |
| Municipal Courts | | Other Miscellaneous Revenues | 13,480,756.59 | Added and Omitted Taxes | 156,045.49 |
| PUBLIC SAFETY | | Total | 912,000.00 | Total Taxes Levied - ABSTRACT | 11,645,228.34 |
| Fire Protection | 233,079.00 | Prior Years Surplus Appropriated | 14,392,756.59 | Total Taxes Billed | 11,668,791.91 |
| Police Protection | 664,709.83 | REVENUES TOTAL | 515,719.30 | 1985 TAXES COLLECTED | 11,309,575.60 |
| Civil Defense & Disaster Control | 500.00 | Reserve For Uncollected Taxes | 57,680.61 | 1985 Taxes Cancelled, Abated or Adjusted | 3,873.66 |
| Environmental Inspection & Control | 65,809.00 | | | Transfer to Tax Title Liens or Foreclosed | 13,966.42 |
| Other Public Safety | | CAPITAL OUTLAY TOTAL | | Balance Outstanding Dec. 31, 1985 | 341,376.23 |
| PUBLIC WORKS | | | | PRIOR YEARS TAXES OUTSTANDING | |
| Streets and Drainage | 904,737.16 | Public Enterprises | | Balance January 1, 1985 | 394,919.62 |
| Sewers and Sewage Processing | 152,629.11 | Recreation—Culture | | Collected in 1985 | 313,709.24 |
| Garbage and Trash Disposal | 309,441.00 | Public Works | 57,680.61 | Cancelled, Abated or Adjusted 1985 | 16,957.67 |
| Public Buildings and Grounds | | Buildings and Grounds | | Transfers to Tax Title Liens or Foreclosed | 8,143.70 |
| Other Public Works | | Library and Education | | Balance December 31, 1985 | 56,109.01 |
| HEALTH and WELFARE | | Conservation | | TAX TITLE LIENS OUTSTANDING | |
| Health Services Except Environmental | 65,189.00 | All Other | | Balance January 1, 1985 | 39,351.81 |
| Welfare-Public Assistance | 4,788.14 | CAPITAL DEBT AUTHORIZED, DECEMBER 31, 1985 | | Balance January 1, 1985 | 24,433.62 |
| Hospitals, Clinics, First Aid | | ISSUED AND UNISSUED | | Transfer From Taxes | 2,513.09 |
| Animal, Insect, & Rodent Control | 1,000.00 | GROSS DEBT | 1,967,388 | Redeemed in 1985 | |
| Other Welfare Services | | School | | Cancelled, Abated or Adjusted (1985) | |
| RECREATION and CONSERVATION | | Self-liquidating | 8,475,683 | Transfers to Foreclosed Property | |
| Beaches and Boardwalks | 7,500.00 | Other | 10,443,071 | Balance December 31, 1985 | 61,272.34 |
| Parks, Playgrounds, Shade Trees | 1,675.00 | Total | | PROPERTY ACQUIRED BY DEED OR | |
| Land Reclamation & Conservation | 28,825.00 | ISSUED AND OUTSTANDING | | FORECLOSURE | |
| Other Recreational Services | | School | 1,967,388.05 | Balance January 1, 1985 | 284,900.00 |
| EDUCATION (excluding schools) | | Self-Liquidating | | Transfers From Taxes or Liens | |
| Libraries | 9,300.00 | Other | 1,885,000.00 | Sale for Cash (1985) | |
| Other Educational Services | | Total | 3,852,388.05 | Cancelled, Abated or Adjusted (1985) | |
| STATUTORY EXPENDITURES | | EQUALIZED VALUATION BASIS | | Balance December 31, 1985 | 284,900.00 |
| Pensions & F. I. C. A. | 260,240.00 | FOR NET DEBT COMPUTATION | 542,546,999 | CURRENT FINANCES DECEMBER 31, 1985 | |
| Employee Fringe Benefits | 96,500.00 | REAL PROPERTY VALUATIONS | | ASSETS | |
| Other Statutory Expenditures | | Code Class # of Parcels % VAL'N | ASSESSED VALUATION | Cash Dec. 31, 1985 | 1,699,018.91 |
| CETA And Other Public Employment Programs | 3,652,000.31 | 1 Vacant Land 816 6.86 | 36,091,100.00 | Taxes Receivable | 397,485.24 |
| MUNICIPAL FUNCTIONS TOTAL | 50,000.00 | 2 Residential 2951 71.47 | 375,950,100.00 | Tax Title Liens | 61,272.34 |
| CAPITAL IMPROVEMENTS *MEMO* | | 3 Farm 153 1.38 | 7,286,300.00 | Foreclosed Property | 284,900.00 |
| DEBT SERVICE | | 4a Commercial 81 15.28 | 80,366,300.00 | Emergencies & Other Deferred Charges | |
| Principal Payments | 263,000.00 | 4b Industrial 16 5.00 | 26,314,400.00 | State and Federal Aid Receivable | 4,148.21 |
| Interest Payments | 122,241.61 | 4c Apartments | | Other Receivables | 211,165.27 |
| DEFERRED CHARGES | 37,608.46 | Total | 526,008,200.00 | Total | 2,657,989.97 |
| SCHOOL, COUNTY, SPECIAL DISTRICT TAXES | 9,740,818.07 | Land Area 19.60 Sq. Miles | | LIABILITIES, RESERVES, AND SURPLUS | |
| RESERVE FOR UNCOLLECTED TAXES | 515,719.30 | Net Valuation Taxable-Municipal | 528,107,646 | Cash Liabilities | 867,748.01 |
| EXPENDITURES TOTAL | 14,331,387.75 | Net Valuation Taxable-County | 574,772,060 | Reserves for Receivables | 954,822.74 |
| | | State Equalized Valuation | 635,234,015 | Surplus Dec. 31, 1985 | 835,419.22 |
| | | State Equalization Ratio | 83.08 | Total | 2,657,989.97 |

2121

Population 1980

6,429

Population 1985

6,382

S & P Rating

Moody Rating

BAA

General Tax Rate Per \$100.

4.04

State Equalized Tax Rate

2.82

WASHINGTON BOROUGH - WARREN CO.

Form of Government:

Council-Manager Plan E (OMCL 50)

Number of Members on Governing Body - 7

PER CAPITA:

Gross Debt

355.66

Net Debt

314.79

Debt Service

32.60

Total Tax Levy

653.67

Municipal Expenditures

417.92

PER CENT:

Gross Debt

1.76

Net Debt

1.56

Tax Levy Collected

95.34

Tax Levy Cancelled, Abated

or Adjusted

.52

| EXPENDITURES | | REVENUES-REALIZED | | 1985 PROPERTY TAX | |
|---|--------------|-------------------|--|--|--------------|
| GENERAL GOVERNMENT | | | | STATE EQUALIZED TAX RATE | |
| Governing Body & Public Boards | | | | Local District School Taxes | 1,021,157.83 |
| Municipal Clerk | | | | Regional & Consolidated School Tax | 996,549.15 |
| Financial Administration | 11,650.00 | | | School Taxes in Municipal Budget | |
| Assessment of Taxes | 30,477.94 | | | County Taxes | 922,235.51 |
| Collection of Taxes | | | | County Library Taxes | |
| Planning, Housing & Development | 178,220.32 | | | Local Municipal Purpose Taxes | 1,135,481.47 |
| Human Resources | 23,858.21 | | | Veteran & Senior Citizen Taxes | 65,800.00 |
| Elections | 32,077.09 | | | Total Taxes for Rate Computation | 4,141,223.96 |
| General Administration (other) | 348,087.01 | | | Special District Taxes | |
| JUDICIARY | | | | Bank Corp. Taxes | 29,137.72 |
| Municipal Courts | 43,165.78 | | | Added and Omitted Taxes | 67,145.06 |
| PUBLIC SAFETY | | | | Total Taxes Levied - ABSTRACT | 4,171,706.74 |
| Fire Protection | 54,700.00 | | | Total Taxes Billed | 4,146,090.60 |
| Police Protection | 443,953.14 | | | 1985 TAXES COLLECTED | 3,952,947.68 |
| Civil Defense & Disaster Control | 700.00 | | | 1985 Taxes Cancelled, Abated or Adjusted | 21,588.28 |
| Environmental Inspection & Control | | | | Transfer to Tax Title Liens or Foreclosed | 7,043.38 |
| Other Public Safety | | | | Balance Outstanding Dec. 31, 1985 | 164,511.26 |
| PUBLIC WORKS | | | | PRIOR YEARS TAXES OUTSTANDING | |
| Streets and Drainage | 244,348.96 | | | Balance January 1, 1985 | 215,167.44 |
| Sewers and Sewage Processing | 165,727.28 | | | Collected in 1985 | 190,715.40 |
| Garbage and Trash Disposal | 162,336.50 | | | Cancelled, Abated or Adjusted 1985 | 12,988.50 |
| Public Buildings and Grounds | 46,145.03 | | | Transfers to Tax Title Liens or Foreclosed | 2,134.15 |
| Other Public Works | | | | Balance December 31, 1985 | 9,329.39 |
| HEALTH and WELFARE | | | | TAX TITLE LIENS OUTSTANDING | |
| Health Services Except Environmental | 1,750.00 | | | Balance January 1, 1985 | 67,256.13 |
| Welfare-Public Assistance | 2,191.96 | | | Transfer From Taxes | 9,448.86 |
| Hospitals, Clinics, First Aid | | | | Redeemed in 1985 | 47,168.40 |
| Animal, Insect, & Rodent Control | 2,300.00 | | | Cancelled, Abated or Adjusted (1985) | |
| Other Welfare Services | | | | Transfers to Foreclosed Property | |
| RECREATION and CONSERVATION | | | | Balance December 31, 1985 | 29,536.59 |
| Beaches and Boardwalks | | | | PROPERTY ACQUIRED BY DEED OR | |
| Parks, Playgrounds, Shade Trees | 45,240.26 | | | FORECLOSURE | |
| Land Reclamation & Conservation | | | | Balance January 1, 1985 | 27,400.00 |
| Other Recreational Services | 2,500.00 | | | Transfers From Taxes or Liens | |
| EDUCATION (excluding schools) | | | | Sale for Cash (1985) | |
| Libraries | 76,704.51 | | | Cancelled, Abated or Adjusted (1985) | |
| Other Educational Services | | | | Balance December 31, 1985 | 27,400.00 |
| STATUTORY EXPENDITURES | | | | CURRENT FINANCES DECEMBER 31, 1985 | |
| Pensions & F. I. C. A. | 120,300.00 | | | ASSETS | |
| Employee Fringe Benefits | 40,050.60 | | | Cash Dec. 31, 1985 | 2,271,407.20 |
| Other Statutory Expenditures | 7,000.00 | | | Taxes Receivable | 173,840.65 |
| CETA And Other Public Employment Programs | | | | Tax Title Liens | 29,536.59 |
| MUNICIPAL FUNCTIONS | | | | Foreclosed Property | 27,400.00 |
| CAPITAL IMPROVEMENTS | 60,700.00 | | | Emergencies & Other Deferred Charges | 33,400.00 |
| DEBT SERVICE | | | | State and Federal Aid Receivable | |
| Principal Payments | 90,000.00 | | | Other Receivables | 175,350.00 |
| Interest Payments | 118,045.00 | | | Total | 2,710,934.44 |
| DEFERRED CHARGES | | | | LIABILITIES, RESERVES, AND SURPLUS | |
| SCHOOL, COUNTY, SPECIAL DISTRICT TAXES | 2,939,942.49 | | | Cash Liabilities | 1,857,385.48 |
| RESERVE FOR UNCOLLECTED TAXES | 375,657.20 | | | Reserves for Receivables | 243,323.55 |
| EXPENDITURES | | | | Surplus Dec. 31, 1985 | 610,225.41 |
| TOTAL | 5,607,129.28 | | | Total | 2,710,934.44 |

1985/3000

▽

0266
Population 1980 9,550
Population 1985 10,148
S & P Rating A
Moody Rating BAA1

General Tax Rate Per \$100. 4.00
State Equalized Tax Rate 2.13

WASHINGTON TOWNSHIP -- BERGEN CO.
Form of Government:
Mayor-Council Plan E (OMCL 50)
Number of Members on Governing Body - 5

PER CAPITA:
Gross Debt 867.44
Net Debt 764.78
Debt Service 90.79
Total Tax Levy 918.70
Municipal Expenditures 422.61
PER CENT:
Gross Debt 2.31
Net Debt 2.03
Tax Levy Collected 97.47
Tax Levy Cancelled, Abated or Adjusted .11

| EXPENDITURES | | REVENUES-REALIZED | | 1985 PROPERTY TAX | |
|---|---------------|--|----------------|--|------------------|
| GENERAL GOVERNMENT | | | | STATE EQUALIZED TAX RATE | |
| Governing Body & Public Boards | 19,728.75 | 1985 Property Taxes Collected | 9,080,309.05 | Local District School Taxes | |
| Municipal Clerk | 39,817.00 | 1985 Payments in Lieu of Taxes | | Regional & Consolidated School Tax 1.15 | 4,956,379.72 |
| Financial Administration | 107,333.00 | Delinquent Tax & Lien Collections | 211,624.17 | School Taxes in Municipal Budget | |
| Assessment of Taxes | 96,500.00 | Business Personalty Replacement Taxes | 24,534.92 | County Taxes | .36 1,541,686.91 |
| Collection of Taxes | | Taxes from Public Utilities | 617,430.00 | County Library Taxes | |
| Planning, Housing & Development | 11,238.00 | Other Miscellaneous Tax Revenues | | Local Municipal Purpose Taxes .63 | 2,715,470.48 |
| Human Resources | | State Aid Revenues | 114,086.17 | Veteran & Senior Citizen Taxes | 77,150.00 |
| Elections | 2,550.00 | Federal Aid Revenues | | Total Taxes for Rate Computation 2.14 | 9,290,687.11 |
| General Administration (other) | 613,524.55 | State and Local Fiscal Assistance Act Utilized | 87,422.59 | Special District Taxes | |
| JUDICIARY | | Sale of Acquired Property | | Bank Corp. Taxes | 13,950.41 |
| Municipal Courts | 35,687.00 | Other Miscellaneous Revenues | 351,928.04 | Added and Omitted Taxes | 95,517.64 |
| PUBLIC SAFETY | | Total | 10,487,334.94 | Total Taxes Levied - ABSTRACT | 9,323,005.16 |
| Fire Protection | 150,333.25 | Prior Years Surplus Appropriated | 62,000.00 | Total Taxes Billed | 9,315,579.08 |
| Police Protection | 846,375.81 | REVENUES TOTAL | 10,549,334.94 | 1985 TAXES COLLECTED | 9,080,309.05 |
| Civil Defense & Disaster Control | 100.00 | Reserve For Uncollected Taxes | 294,179.89 | 1985 Taxes Cancelled, Abated or Adjusted | 10,179.16 |
| Environmental Inspection & Control | 21,985.00 | | | Transfer to Tax Title Liens or Foreclosed | 1,252.00 |
| Other Public Safety | | CAPITAL OUTLAY TOTAL | 70,437.88 | Balance Outstanding Dec. 31, 1985 | 223,838.87 |
| PUBLIC WORKS | | | | PRIOR YEARS TAXES OUTSTANDING | |
| Streets and Drainage | 52,034.00 | Public Enterprises | | Balance January 1, 1985 | 266,306.46 |
| Sewers and Sewage Processing | 235,239.00 | Recreation--Culture | 9,723.86 | Collected in 1985 | 211,571.52 |
| Garbage and Trash Disposal | 4,788.57 | Public Works | 38,250.24 | Cancelled, Abated or Adjusted 1985 | 7.18 |
| Public Buildings and Grounds | | Buildings and Grounds | 22,463.78 | Transfers to Tax Title Liens or Foreclosed | 134.64 |
| Other Public Works | | Library and Education | | Balance December 31, 1985 | 54,593.12 |
| HEALTH and WELFARE | | Conservation | | TAX TITLE LIENS OUTSTANDING | |
| Health Services Except Environmental | 120,318.00 | All Other | | Balance January 1, 1985 | 8,708.01 |
| Welfare-Public Assistance | 950.00 | | | Transfer From Taxes | 1,425.94 |
| Hospitals, Clinics, First Aid | 1,000.00 | CAPITAL DEBT AUTHORIZED, DECEMBER 31, 1985 | | Redeemed in 1985 | 52.65 |
| Animal, Insect, & Rodent Control | 4,450.00 | ISSUED AND UNISSUED GROSS DEBT | | Cancelled, Abated or Adjusted (1985) | |
| Other Welfare Services | 500.00 | School 946,185 | | Transfers to Foreclosed Property | |
| RECREATION and CONSERVATION | | Self-Liquidating 7,856,643 | 7,761,035 | Balance December 31, 1985 | 10,081.30 |
| Beaches and Boardwalks | | Other 8,802,828 | 7,761,035 | PROPERTY ACQUIRED BY DEED OR | |
| Parks, Playgrounds, Shade Trees | 3,000.00 | Total | | FORECLOSURE | |
| Land Reclamation & Conservation | 4,274.82 | ISSUED AND OUTSTANDING | | Balance January 1, 1985 | 49,550.00 |
| Other Recreational Services | 75,050.00 | School 946,185.01 | | Transfers From Taxes or Liens | |
| EDUCATION (excluding schools) | | Self-Liquidating 6,987,200.00 | | Sale for Cash (1985) | |
| Libraries | 192,702.59 | Other 7,933,385.01 | | Cancelled, Abated or Adjusted (1985) | |
| Other Educational Services | | Total | | Balance December 31, 1985 | 49,550.00 |
| STATUTORY EXPENDITURES | | EQUALIZED VALUATION BASIS | | CURRENT FINANCES DECEMBER 31, 1985 | |
| Pensions & F. I. C. A. | 230,779.00 | FOR NET DEBT COMPUTATION | 381,667,969 | ASSETS | |
| Employee Fringe Benefits | 82,500.00 | REAL PROPERTY VALUATIONS | | Cash Dec. 31, 1985 | 931,680.27 |
| Other Statutory Expenditures | | Code Class # of Parcels % VAL'N | | Taxes Receivable | 278,431.99 |
| CETA And Other Public Employment Programs | | 1 Vacant Land 248 2.29 | 5,267,000.00 | Tax Title Liens | 10,081.30 |
| MUNICIPAL FUNCTIONS TOTAL | 2,952,758.34 | 2 Residential 2971 95.44 | 219,646,500.00 | Foreclosed Property | 49,550.00 |
| CAPITAL IMPROVEMENTS *MEMO* | 2,000.00 | 3 Farm 1 | 1,800.00 | Emergencies & Other Deferred Charges | 108,300.00 |
| DEBT SERVICE | | 4a Commercial 18 2.27 | 5,231,500.00 | State and Federal Aid Receivable | |
| Principal Payments | 501,743.41 | 4b Industrial | | Other Receivables | 9,983.41 |
| Interest Payments | 419,611.03 | 4c Apartments | | Total | 1,388,026.97 |
| DEFERRED CHARGES | 120,332.00 | Total 3238 | 230,146,800.00 | LIABILITIES, RESERVES, AND SURPLUS | |
| SCHOOL, COUNTY, SPECIAL DISTRICT TAXES | 6,498,066.63 | Land Area 2.87 Sq. Miles | | Cash Liabilities | 744,203.58 |
| RESERVE FOR UNCOLLECTED TAXES | 294,179.89 | Net Valuation Taxable-Municipal | 230,501,536 | Reserves for Receivables | 348,046.70 |
| EXPENDITURES TOTAL | 10,786,691.30 | Net Valuation Taxable-County | 381,315,347 | Surplus Dec. 31, 1985 | 295,776.69 |
| | | State Equalized Valuation | 432,474,150 | Total | 1,388,026.97 |
| | | State Equalization Ratio | 53.26 | | |

0336
Population 1980 808
Population 1985 802
S & P Rating
Moody Rating

General Tax Rate Per \$100. 2.31
State Equalized Tax Rate 1.98

WASHINGTON TWP. - BURLINGTON CO.
Form of Government:
Township Committee
Number of Members on Governing Body - 3

PER CAPITA:
Gross Debt 32.04
Net Debt 32.04
Debt Service
Total Tax Levy 634.81
Municipal Expenditures 326.28
PER CENT:
Gross Debt .09
Net Debt .09
Tax Levy Collected 89.03
Tax Levy Cancelled, Abated or Adjusted

| EXPENDITURES | | REVENUES-REALIZED | | 1985 PROPERTY TAX | |
|---|------------|--|---------------|--|------------|
| GENERAL GOVERNMENT | | | | STATE EQUALIZED TAX RATE | |
| Governing Body & Public Boards | | 1985 Property Taxes Collected | 453,281.80 | Local District School Taxes 1.43 | 367,649.00 |
| Municipal Clerk | | 1985 Payments in Lieu of Taxes | | Regional & Consolidated School Tax | |
| Financial Administration | 5,100.00 | Delinquent Tax & Lien Collections | 40,841.98 | School Taxes in Municipal Budget | |
| Assessment of Taxes | 5,000.00 | Business Personalty Replacement Taxes | 23,295.00 | County Taxes | 131,268.65 |
| Collection of Taxes | 5,900.00 | Taxes from Public Utilities | 43,339.00 | County Library Taxes | 8,541.08 |
| Planning, Housing & Development | 2,900.00 | Other Miscellaneous Tax Revenues | | Local Municipal Purpose Taxes | |
| Human Resources | | State Aid Revenues | 4,651.58 | Veteran & Senior Citizen Taxes | 13,350.00 |
| Elections | | Federal Aid Revenues | | Total Taxes for Rate Computation | 520,808.73 |
| General Administration (other) | 26,575.00 | State and Local Fiscal Assistance Act Utilized | 5,079.00 | Special District Taxes | |
| JUDICIARY | | Sale of Acquired Property | | Bank Corp. Taxes | |
| Municipal Courts | 7,000.00 | Other Miscellaneous Revenues | 79,876.58 | Added and Omitted Taxes | 1,656.49 |
| PUBLIC SAFETY | | Total | 650,364.94 | Total Taxes Levied - ABSTRACT | 509,115.22 |
| Fire Protection | 14,000.00 | Prior Years Surplus Appropriated | 131,375.00 | Total Taxes Billed | 509,115.22 |
| Police Protection | 7,500.00 | REVENUES TOTAL | 781,739.94 | 1985 TAXES COLLECTED | 453,281.80 |
| Civil Defense & Disaster Control | 200.00 | Reserve For Uncollected Taxes | 113,400.00 | 1985 Taxes Cancelled, Abated or Adjusted | |
| Environmental Inspection & Control | 200.00 | | | Transfer to Tax Title Liens or Foreclosed | |
| Other Public Safety | | CAPITAL OUTLAY TOTAL | 19,287.00 | Balance Outstanding Dec. 31, 1985 | 55,833.42 |
| PUBLIC WORKS | | | | PRIOR YEARS TAXES OUTSTANDING | |
| Streets and Drainage | 30,000.00 | Public Enterprises | | Balance January 1, 1985 | 43,517.13 |
| Sewers and Sewage Processing | 34,200.00 | Recreation—Culture | | Collected in 1985 | 39,618.60 |
| Garbage and Trash Disposal | 1,800.00 | Public Works | 19,287.00 | Cancelled, Abated or Adjusted 1985 | |
| Public Buildings and Grounds | | Buildings and Grounds | | Transfers to Tax Title Liens or Foreclosed | |
| Other Public Works | | Library and Education | | Balance December 31, 1985 | 3,898.53 |
| HEALTH and WELFARE | | Conservation | | TAX TITLE LIENS OUTSTANDING | |
| Health Services Except Environmental | 200.00 | All Other | | Balance January 1, 1985 | 8,951.60 |
| Welfare-Public Assistance | 1,000.00 | | | Transfer From Taxes | |
| Hospitals, Clinics, First Aid | | CAPITAL DEBT AUTHORIZED, DECEMBER 31, 1985 | | Redeemed in 1985 | 1,223.38 |
| Animal, Insect, & Rodent Control | 3,900.00 | ISSUED AND UNISSUED | | Cancelled, Abated or Adjusted (1985) | |
| Other Welfare Services | | School | | Transfers to Foreclosed Property | |
| RECREATION and CONSERVATION | | Self-liquidating | | Balance December 31, 1985 | 7,728.22 |
| Beaches and Boardwalks | | Other | 25,700 | PROPERTY ACQUIRED BY DEED OR | |
| Parks, Playgrounds, Shade Trees | | Total | 25,700 | FORECLOSURE | |
| Land Reclamation & Conservation | | | | Balance January 1, 1985 | |
| Other Recreational Services | | ISSUED AND OUTSTANDING | | Transfers From Taxes or Liens | |
| EDUCATION (excluding schools) | | School | | Sale for Cash (1985) | |
| Libraries | | Self-liquidating | | Cancelled, Abated or Adjusted (1985) | |
| Other Educational Services | | Other | | Balance December 31, 1985 | |
| STATUTORY EXPENDITURES | | Total | | CURRENT FINANCES DECEMBER 31, 1985 | |
| Pensions & F. I. C. A. | 2,200.00 | EQUALIZED VALUATION BASIS | | ASSETS | |
| Employee Fringe Benefits | | FOR NET DEBT COMPUTATION | 27,466,926 | Cash Dec. 31, 1985 | 313,018.91 |
| Other Statutory Expenditures | 600.00 | REAL PROPERTY VALUATIONS | | Taxes Receivable | 59,731.95 |
| CETA And Other Public Employment Programs | | Code Class # of Parcels % VAL'N | | Tax Title Liens | 7,728.22 |
| MUNICIPAL FUNCTIONS TOTAL | 148,275.00 | 1 Vacant Land 265 8.17 | 1,708,650.00 | Foreclosed Property | |
| CAPITAL IMPROVEMENTS *MEMO* | | 2 Residential 314 71.49 | 14,942,100.00 | Emergencies & Other Deferred Charges | |
| DEBT SERVICE | | 3 Farm 81 9.00 | 1,879,350.00 | State and Federal Aid Receivable | 633.85 |
| Principal Payments | | 4a Commercial 13 7.15 | 1,494,900.00 | Other Receivables | 18,103.15 |
| Interest Payments | | 4b Industrial 9 4.19 | 876,600.00 | Total | 399,216.08 |
| DEFERRED CHARGES | | 4c Apartments | | LIABILITIES, RESERVES, AND SURPLUS | |
| SCHOOL, COUNTY, SPECIAL DISTRICT TAXES | 507,458.73 | Total | 20,901,600.00 | Cash Liabilities | 176,896.27 |
| RESERVE FOR UNCOLLECTED TAXES | 113,400.00 | Land Area 107.32 Sq. Miles | | Reserves for Receivables | 85,563.32 |
| EXPENDITURES TOTAL | 769,133.73 | Net Valuation Taxable-Municipal | 21,969,187 | Surplus Dec. 31, 1985 | 136,756.49 |
| | | Net Valuation Taxable-County | 25,501,673 | | 399,216.08 |
| | | State Equalized Valuation | 25,499,615 | | |
| | | State Equalization Ratio | 85.55 | | |

0818

Population 1980 **27,878**
 Population 1985 **31,763**
 S & P Rating
 Moody Rating

General Tax Rate Per \$100.

3.31

State Equalized Tax Rate

2.24**WASHINGTON TWP. - GLOUCESTER CO.**

Form of Government:
Mayor-Council Plan E (OMCL 50)

Number of Members on Governing Body - 5

PER CAPITA:

Gross Debt **339.58**
 Net Debt **43.92**
 Debt Service **10.70**
 Total Tax Levy **571.35**
 Municipal Expenditures **193.51**

PER CENT:

Gross Debt **1.65**
 Net Debt **.21**
 Tax Levy Collected **95.85**
 Tax Levy Cancelled, Abated
 or Adjusted

| EXPENDITURES | | REVENUES-REALIZED | | 1985 PROPERTY TAX | |
|---|----------------------|--|---------------------------|---|----------------------------------|
| GENERAL GOVERNMENT | | | | STATE EQUALIZED TAX RATE 1.32 | |
| Governing Body & Public Boards | 52,110.00 | 1985 Property Taxes Collected | 17,423,408.77 | Local District School Taxes | 9,428,913.17 |
| Municipal Clerk | 128,672.68 | 1985 Payments in Lieu of Taxes | 13,312.70 | Regional & Consolidated School Tax | |
| Financial Administration | 36,131.00 | Delinquent Tax & Lien Collections | 660,429.87 | School Taxes in Municipal Budget | |
| Assessment of Taxes | 47,955.00 | Business Personalty Replacement Taxes | 106,319.84 | County Taxes | 4,479,384.35 |
| Collection of Taxes | 78,120.38 | Taxes from Public Utilities | 1,721,960.00 | County Library Taxes | 139,258.02 |
| Planning, Housing & Development | 62,769.00 | Other Miscellaneous Tax Revenues | | Local Municipal Purpose Taxes | 1,933,042.04 |
| Human Resources | 26,000.00 | State Aid Revenues | 414,758.82 | Veteran & Senior Citizen Taxes | 181,200.00 |
| Elections | | Federal Aid Revenues | | Total Taxes for Rate Computation | 2.24 16,161,797.58 |
| General Administration (other) | 1,018,040.82 | State and Local Fiscal Assistance Act Utilized | 183,341.93 | Special District Taxes | 1,594,395.00 |
| JUDICIARY | | Sale of Acquired Property | 697,688.50 | Bank Corp. Taxes | 15,870.35 |
| Municipal Courts | 57,843.35 | Other Miscellaneous Revenues | 21,221,220.43 | Added and Omitted Taxes | 556,900.39 |
| PUBLIC SAFETY | | Total | 21,886,220.43 | Total Taxes Levied - ABSTRACT | 18,147,763.32 |
| Fire Protection | 1,800,922.16 | Prior Years Surplus Appropriated | 665,000.00 | Total Taxes Billed | 18,176,839.69 |
| Police Protection | 1,380.95 | REVENUES | 21,886,220.43 | 1985 TAXES COLLECTED | 17,423,408.77 |
| Civil Defense & Disaster Control | 160,240.00 | Reserve For Uncollected Taxes | 830,503.49 | 1985 Taxes Cancelled, Abated or Adjusted | 67,867.75 |
| Environmental Inspection & Control | | CAPITAL OUTLAY | 354,172.06 | Transfer to Tax Title Liens or Foreclosed | 685,563.17 |
| Other Public Safety | | TOTAL | | Balance Outstanding Dec. 31, 1985 | |
| PUBLIC WORKS | | | | PRIOR YEARS TAXES OUTSTANDING | |
| Streets and Drainage | 604,360.27 | Public Enterprises | | Balance January 1, 1985 | 610,372.58 |
| Sewers and Sewage Processing | | Recreation—Culture | 7,572.26 | Collected in 1985 | 546,474.95 |
| Garbage and Trash Disposal | 10,150.00 | Public Works | 346,599.80 | Cancelled, Abated or Adjusted 1985 | |
| Public Buildings and Grounds | 87,630.09 | Buildings and Grounds | | Transfers to Tax Title Liens or Foreclosed | 53,039.11 |
| Other Public Works | | Library and Education | | Balance December 31, 1985 | 10,858.52 |
| HEALTH and WELFARE | | Conservation | | TAX TITLE LIENS OUTSTANDING | |
| Health Services Except Environmental | 1,240.00 | All Other | | Balance January 1, 1985 | 383,810.22 |
| Welfare-Public Assistance | 9,205.48 | CAPITAL DEBT AUTHORIZED, DECEMBER 31, 1985 | | Transfer From Taxes | 131,908.84 |
| Hospitals, Clinics, First Aid | | ISSUED AND UNISSUED | | Redeemed in 1985 | 113,954.92 |
| Animal, Insect, & Rodent Control | 4,400.00 | GROSS DEBT | 9,391,000 | Cancelled, Abated or Adjusted (1985) | |
| Other Welfare Services | | School | | Transfers to Foreclosed Property | |
| RECREATION and CONSERVATION | | Self-Liquidating | 1,394,996 | Balance December 31, 1985 | 401,764.14 |
| Beaches and Boardwalks | 136,768.70 | Other | 10,785,996 | PROPERTY ACQUIRED BY DEED OR | |
| Parks, Playgrounds, Shade Trees | | Total | 10,785,996 | FORECLOSURE | |
| Land Reclamation & Conservation | 17,885.00 | ISSUED AND OUTSTANDING | | Balance January 1, 1985 | 2,850,100.00 |
| Other Recreational Services | 71,550.38 | School | 9,391,000.00 | Transfers From Taxes or Liens | |
| EDUCATION (excluding schools) | | Self-Liquidating | 1,394,496.00 | Sale for Cash (1985) | |
| Libraries | | Other | 10,785,496.00 | Cancelled, Abated or Adjusted (1985) | |
| Other Educational Services | | Total | 10,785,496.00 | Balance December 31, 1985 | 2,850,100.00 |
| STATUTORY EXPENDITURES | | EQUALIZED VALUATION BASIS | | CURRENT FINANCES DECEMBER 31, 1985 | |
| Pensions & F. I. C. A. | 327,194.55 | FOR NET DEBT COMPUTATION | 653,194,660 | ASSETS | |
| Employee Fringe Benefits | 235,087.07 | REAL PROPERTY VALUATIONS | | Cash Dec. 31, 1985 | 1,257,759.14 |
| Other Statutory Expenditures | | Code Class # of Parcels % VAL'N | ASSESSED VALUATION | Taxes Receivable | 696,421.69 |
| CETA And Other Public Employment Programs | | 1 Vacant Land 1346 3.26 | 15,646,300.00 | Tax Title Liens | 401,764.14 |
| MUNICIPAL FUNCTIONS | | 2 Residential 8451 81.85 | 392,521,600.00 | Foreclosed Property | 2,850,100.00 |
| CAPITAL IMPROVEMENTS *MEMO* | 12,500.00 | 3 Farm 305 1.43 | 6,867,100.00 | Emergencies & Other Deferred Charges | |
| DEBT SERVICE | | 4a Commercial 308 10.75 | 51,576,800.00 | State and Federal Aid Receivable | 64,241.95 |
| Principal Payments | 254,774.60 | 4b Industrial 11 .49 | 2,369,000.00 | Other Receivables | 194,565.94 |
| Interest Payments | 85,007.01 | 4c Apartments 5 2.21 | 10,595,000.00 | Total | 5,464,852.86 |
| | | Total 10426 | 479,575,800.00 | LIABILITIES, RESERVES, AND SURPLUS | |
| DEFERRED CHARGES | 372.62 | Land Area 21.65 Sq. Miles | | Cash Liabilities | 630,662.69 |
| SCHOOL, COUNTY, SPECIAL DISTRICT TAXES | 15,641,950.54 | Net Valuation Taxable-Municipal | 483,335,903 | Reserves for Receivables | 3,966,547.52 |
| RESERVE FOR UNCOLLECTED TAXES | 830,503.49 | Net Valuation Taxable-County | 672,569,066 | Surplus Dec. 31, 1985 | 867,642.65 |
| EXPENDITURES | | State Equalized Valuation | 713,086,830 | Total | 5,464,852.86 |
| TOTAL | 21,788,265.14 | State Equalization Ratio | 67.61 | | |

1112

Population 1980 **3,487**
 Population 1985 **3,719**
 S & P Rating
 Moody Rating

General Tax Rate Per \$100.

4.29
 State Equalized Tax Rate
1.80

WASHINGTON TOWNSHIP – MERCER CO.**Form of Government:****Township Committee****Number of Members on Governing Body – 3****PER CAPITA:**

Gross Debt **392.19**
 Net Debt **306.14**
 Debt Service **19.05**
 Total Tax Levy **700.29**
 Municipal Expenditures **597.96**

PER CENT:

Gross Debt **1.22**
 Net Debt **.95**
 Tax Levy Collected **95.48**
 Tax Levy Cancelled, Abated or Adjusted **.70**

| EXPENDITURES | | REVENUES-REALIZED | | 1985 PROPERTY TAX | |
|--|---------------------------|---|---------------------------|---|--------------------------|
| GENERAL GOVERNMENT | | | | STATE EQUALIZED TAX RATE → 1.04 | |
| Governing Body & Public Boards | | 1985 Property Taxes Collected | 2,482,678.35 | Local District School Taxes | 1,465,499.75 |
| Municipal Clerk | | 1985 Payments in Lieu of Taxes | 2,608.43 | Regional & Consolidated School Tax | |
| Financial Administration | 20,000.00 | Delinquent Tax & Lien Collections | 201,864.61 | School Taxes in Municipal Budget | |
| Assessment of Taxes | 17,457.00 | Business Personalty Replacement Taxes | 63,682.36 | County Taxes | .65 909,198.51 |
| Collection of Taxes | 15,450.00 | Taxes from Public Utilities | 919,764.00 | County Library Taxes | .07 104,390.86 |
| Planning, Housing & Development | 73,470.00 | Other Miscellaneous Tax Revenues | | Local Municipal Purpose Taxes | .04 53,125.78 |
| Human Resources | 8,000.00 | State Aid Revenues | 32,460.70 | Veteran & Senior Citizen Taxes | 27,050.00 |
| Elections | 1,100.00 | Federal Aid Revenues | | Total Taxes for Rate Computation | 1.80 2,559,264.90 |
| General Administration (other) | 535,964.90 | State and Local Fiscal Assistance Act Utilized | 17,484.00 | Special District Taxes | |
| JUDICIARY | | Sale of Acquired Property | 783,450.56 | Bank Corp. Taxes | 4,114.64 |
| Municipal Courts | 72,246.00 | Other Miscellaneous Revenues | 418,548.11 | Added and Omitted Taxes | 68,048.72 |
| PUBLIC SAFETY | | Total | 4,503,993.01 | Total Taxes Levied - ABSTRACT | 2,604,378.26 |
| Fire Protection | 94,250.00 | Prior Years Surplus Appropriated | 418,548.11 | Total Taxes Billed | 2,600,263.62 |
| Police Protection | 445,888.30 | REVENUES | 4,922,541.12 | 1985 TAXES COLLECTED | 2,482,678.35 |
| Civil Defense & Disaster Control | 1,000.00 | Reserve For Uncollected Taxes | 275,000.00 | 1985 Taxes Cancelled, Abated or Adjusted | 18,080.21 |
| Environmental Inspection & Control | 80,685.00 | CAPITAL OUTLAY | 16,949.57 | Transfer to Tax Title Liens or Foreclosed | |
| Other Public Safety | | Total | 16,949.57 | Balance Outstanding Dec. 31, 1985 | 99,505.06 |
| PUBLIC WORKS | | | | PRIOR YEARS TAXES OUTSTANDING | |
| Streets and Drainage | 190,011.20 | Public Enterprises | | Balance January 1, 1985 | 202,794.19 |
| Sewers and Sewage Processing | | Recreation—Culture | | Collected in 1985 | 199,770.68 |
| Garbage and Trash Disposal | 110,000.00 | Public Works | 600.00 | Cancelled, Abated or Adjusted 1985 | 2,285.70 |
| Public Buildings and Grounds | 39,345.00 | Buildings and Grounds | 16,349.57 | Transfers to Tax Title Liens or Foreclosed | |
| Other Public Works | | Library and Education | | Balance December 31, 1985 | 737.81 |
| HEALTH and WELFARE | | Conservation | | TAX TITLE LIENS OUTSTANDING | |
| Health Services Except Environmental | 30,424.00 | All Other | | Balance January 1, 1985 | 2,356.92 |
| Welfare-Public Assistance | 3,542.00 | CAPITAL DEBT AUTHORIZED, DECEMBER 31, 1985 | | Transfer From Taxes | |
| Hospitals, Clinics, First Aid | | ISSUED AND UNISSUED | | Redeemed in 1985 | 2,093.93 |
| Animal, Insect, & Rodent Control | 4,000.00 | School | 295,000 | Cancelled, Abated or Adjusted (1985) | |
| Other Welfare Services | | Self-liquidating | 1,163,550 | Transfers to Foreclosed Property | |
| RECREATION and CONSERVATION | | Other | 1,138,550 | Balance December 31, 1985 | 262.99 |
| Beaches and Boardwalks | | Total | 1,458,550 | PROPERTY ACQUIRED BY DEED OR | |
| Parks, Playgrounds, Shade Trees | | | | FORECLOSURE | |
| Land Reclamation & Conservation | 1,975.00 | ISSUED AND OUTSTANDING | | Balance January 1, 1985 | 6,425.00 |
| Other Recreational Services | 19,500.00 | School | 285,000.00 | Transfers From Taxes or Liens | |
| EDUCATION (excluding schools) | | Self-liquidating | | Sale for Cash (1985) | |
| Libraries | 550.00 | Other | 1,163,550.00 | Cancelled, Abated or Adjusted (1985) | |
| Other Educational Services | | Total | 1,448,550.00 | Balance December 31, 1985 | 6,425.00 |
| STATUTORY EXPENDITURES | | EQUALIZED VALUATION BASIS | | CURRENT FINANCES DECEMBER 31, 1985 | |
| Pensions & F. I. C. A. | 89,495.02 | FOR NET DEBT COMPUTATION | 119,348,144 | ASSETS | |
| Employee Fringe Benefits | | REAL PROPERTY VALUATIONS | | Cash Dec. 31, 1985 | 1,825,904.07 |
| Other Statutory Expenditures | 100.00 | Code Class # of Parcels % VAL'N | ASSESSED VALUATION | Taxes Receivable | 100,242.87 |
| CETA And Other Public Employment Programs | | 1 Vacant Land 549 12.17 | 7,097,850.00 | Tax Title Liens | 262.99 |
| MUNICIPAL FUNCTIONS | | 2 Residential 818 54.02 | 31,499,450.00 | Foreclosed Property | 6,425.00 |
| TOTAL | 1,854,453.42 | 3 Farm 407 10.51 | 6,131,225.00 | Emergencies & Other Deferred Charges | 29,400.00 |
| CAPITAL IMPROVEMENTS | *MEMO* 45,000.00 | 4a Commercial 99 19.96 | 11,640,150.00 | State and Federal Aid Receivable | 912.84 |
| DEBT SERVICE | | 4b Industrial 6 1.53 | 891,250.00 | Other Receivables | 4,224.40 |
| Principal Payments | 33,000.00 | 4c Apartments 1 1.81 | 1,056,000.00 | Total | 1,967,372.17 |
| Interest Payments | 37,836.70 | Total 1880 | 58,315,925.00 | LIABILITIES, RESERVES, AND SURPLUS | |
| DEFERRED CHARGES | 23,525.44 | Land Area 20.70 Sq. Miles | 59,019,492 | Cash Liabilities | 1,170,519.74 |
| SCHOOL, COUNTY, SPECIAL DISTRICT TAXES | 2,479,089.12 | Net Valuation Taxable-Municipal | 122,955,954 | Reserves for Receivables | 111,155.26 |
| RESERVE FOR UNCOLLECTED TAXES | 275,000.00 | Net Valuation Taxable-County | 139,719,625 | Surplus Dec. 31, 1985 | 685,697.17 |
| EXPENDITURES | TOTAL 4,702,904.68 | State Equalized Valuation | 41.95 | Total | 1,967,372.17 |
| | | State Equalization Ratio | | | |

1438
Population 1980 **11,402**
Population 1985 **13,834**
S & P Rating
Moody Rating

General Tax Rate Per \$100. **2.68**
State Equalized Tax Rate **2.08**

WASHINGTON TOWNSHIP - MORRIS CO.
Form of Government:
Township Committee
Number of Members on Governing Body - 5

PER CAPITA:
Gross Debt **1,050.69**
Net Debt **210.82**
Debt Service **85.16**
Total Tax Levy **896.57**
Municipal Expenditures **382.77**
PER CENT:
Gross Debt **2.96**
Net Debt **.59**
Tax Levy Collected **97.15**
Tax Levy Cancelled, Abated or Adjusted **.02**

| EXPENDITURES | | REVENUES-REALIZED | | 1985 PROPERTY TAX | |
|--|----------------------|---|-----------------------|---|---------------------------|
| GENERAL GOVERNMENT | | | | STATE EQUALIZED TAX RATE | |
| Governing Body & Public Boards | | 1985 Property Taxes Collected | 12,050,309.44 | Local District School Taxes | .84 4,837,360.00 |
| Municipal Clerk | | 1985 Payments in Lieu of Taxes | | Regional & Consolidated School Tax | .44 2,507,899.04 |
| Financial Administration | 35,230.00 | Delinquent Tax & Lien Collections | 417,943.15 | School Taxes in Municipal Budget | |
| Assessment of Taxes | 63,390.00 | Business Personalty Replacement Taxes | 107,984.64 | County Taxes | .35 2,016,491.95 |
| Collection of Taxes | 66,892.00 | Taxes from Public Utilities | 772,402.00 | County Library Taxes | .01 79,739.66 |
| Planning, Housing & Development | 95,400.00 | Other Miscellaneous Tax Revenues | | Local Municipal Purpose Taxes | .44 2,520,219.48 |
| Human Resources | | State Aid Revenues | 147,313.22 | Veteran & Senior Citizen Taxes | 56,100.00 |
| Elections | 3,360.00 | Federal Aid Revenues | 152,069.00 | Total Taxes for Rate Computation | 2.08 12,017,810.13 |
| General Administration (other) | 437,665.29 | State and Local Fiscal Assistance Act Utilized | 111,173.76 | Special District Taxes | |
| JUDICIARY | | Sale of Acquired Property | | Bank Corp. Taxes | 2,782.77 |
| Municipal Courts | 38,170.00 | Other Miscellaneous Revenues | 747,099.71 | Added and Omitted Taxes | 438,594.02 |
| PUBLIC SAFETY | | Total | 14,506,294.92 | Total Taxes Levied - ABSTRACT | 12,403,086.92 |
| Fire Protection | 68,873.00 | Prior Years Surplus Appropriated | 1,012,000.00 | Total Taxes Billed | 12,404,094.11 |
| Police Protection | 828,096.60 | REVENUES TOTAL | 15,518,294.92 | 1985 TAXES COLLECTED | 12,050,309.44 |
| Civil Defense & Disaster Control | 800.00 | Reserve For Uncollected Taxes | 574,566.33 | 1985 Taxes Cancelled, Abated or Adjusted | 3,033.09 |
| Environmental Inspection & Control | 133,970.00 | CAPITAL OUTLAY TOTAL | 713,652.67 | Transfer to Tax Title Liens or Foreclosed | 2,701.44 |
| Other Public Safety | 62,276.00 | | | Balance Outstanding Dec. 31, 1985 | 348,050.14 |
| PUBLIC WORKS | | | | PRIOR YEARS TAXES OUTSTANDING | |
| Streets and Drainage | 920,035.00 | Public Enterprises | | Balance January 1, 1985 | 410,237.48 |
| Sewers and Sewage Processing | 10,000.00 | Recreation—Culture | | Collected in 1985 | 402,143.54 |
| Garbage and Trash Disposal | 16,800.00 | Public Works | 701,021.32 | Cancelled, Abated or Adjusted 1985 | |
| Public Buildings and Grounds | 42,869.00 | Buildings and Grounds | 12,631.35 | Transfers to Tax Title Liens or Foreclosed | 1,038.28 |
| Other Public Works | 89,069.00 | Library and Education | | Balance December 31, 1985 | 7,055.66 |
| HEALTH and WELFARE | | Conservation | | TAX TITLE LIENS OUTSTANDING | |
| Health Services Except Environmental | 120,770.00 | All Other | | Balance January 1, 1985 | 39,737.20 |
| Welfare-Public Assistance | 7,650.00 | CAPITAL DEBT AUTHORIZED, DECEMBER 31, 1985 | | Transfer From Taxes | 3,873.39 |
| Hospitals, Clinics, First Aid | | ISSUED AND UNISSUED GROSS DEBT NET DEBT | | Redeemed in 1985 | 15,799.47 |
| Animal, Insect, & Rodent Control | | School 11,618,727 | | Cancelled, Abated or Adjusted (1985) | |
| Other Welfare Services | | Self-liquidating 2,916,519 | 2,916,519 | Transfers to Foreclosed Property | 23,960.90 |
| RECREATION and CONSERVATION | | Other 14,535,246 | 2,916,519 | Balance December 31, 1985 | 3,850.22 |
| Beaches and Boardwalks | 205.00 | ISSUED AND OUTSTANDING | | PROPERTY ACQUIRED BY DEED OR FORECLOSURE | |
| Parks, Playgrounds, Shade Trees | 7,948.28 | School 11,618,727.96 | | Balance January 1, 1985 | 496,589.10 |
| Land Reclamation & Conservation | 13,600.00 | Self-Liquidating 1,044,519.00 | | Transfers From Taxes or Liens | 23,960.90 |
| Other Recreational Services | | Other 12,663,246.96 | | Sale for Cash (1985) | |
| EDUCATION (excluding schools) | | Total 491,356,171 | | Cancelled, Abated or Adjusted (1985) | |
| Libraries | 147,916.20 | EQUALIZED VALUATION BASIS FOR NET DEBT COMPUTATION | | Balance December 31, 1985 | 520,550.00 |
| Other Educational Services | 60.00 | REAL PROPERTY VALUATIONS | | CURRENT FINANCES DECEMBER 31, 1985 | |
| STATUTORY EXPENDITURES | | Code Class # of Parcels % VAL'N | | ASSETS | |
| Pensions & F. I. C. A. | 229,264.73 | 1 Vacant Land 992 5.51 | 24,458,100.00 | Cash Dec. 31, 1985 | 2,298,251.55 |
| Employee Fringe Benefits | 92,165.00 | 2 Residential 3780 83.07 | 368,607,900.00 | Taxes Receivable | 355,105.80 |
| Other Statutory Expenditures | 10,000.00 | 3 Farm 661 5.05 | 22,416,600.00 | Tax Title Liens | 3,850.22 |
| CETA And Other Public Employment Programs | | 4a Commercial 84 2.45 | 10,871,700.00 | Foreclosed Property | 520,550.00 |
| MUNICIPAL FUNCTIONS TOTAL | 3,542,475.10 | 4b Industrial 24 3.02 | 13,390,200.00 | Emergencies & Other Deferred Charges | |
| CAPITAL IMPROVEMENTS *MEMO* | 272,000.00 | 4c Apartments 4 .90 | 4,004,100.00 | State and Federal Aid Receivable | 42,131.48 |
| DEBT SERVICE | | Total 5545 | 443,748,600.00 | Other Receivables | 125,456.04 |
| Principal Payments | 964,300.00 | Land Area 45.12 Sq. Miles | | Total | 3,345,345.09 |
| Interest Payments | 213,840.57 | Net Valuation Taxable-Municipal | 446,473,884 | LIABILITIES, RESERVES, AND SURPLUS | |
| DEFERRED CHARGES | | Net Valuation Taxable-County | 557,261,126 | Cash Liabilities | 521,651.21 |
| SCHOOL, COUNTY, SPECIAL DISTRICT TAXES | 9,441,490.65 | State Equalized Valuation | 573,609,885 | Reserves for Receivables | 1,004,962.06 |
| RESERVE FOR UNCOLLECTED TAXES | 574,566.33 | State Equalization Ratio 77.73 | | Surplus Dec. 31, 1985 | 1,818,731.82 |
| EXPENDITURES TOTAL | 14,736,672.65 | | | Total | 3,345,345.09 |

2122
Population 1980 4,243
Population 1985 4,333
S & P Rating
Moody Rating

General Tax Rate Per \$100. 2.52
State Equalized Tax Rate 2.23

WASHINGTON TOWNSHIP - WARREN CO.
Form of Government:
Township Committee
Number of Members on Governing Body - 5

PER CAPITA:
Gross Debt 83.88
Net Debt 29.30
Debt Service
Total Tax Levy 691.68
Municipal Expenditures 257.41
PER CENT:
Gross Debt .31
Net Debt .11
Tax Levy Collected 93.16
Tax Levy Cancelled, Abated or Adjusted .59

| EXPENDITURES | | REVENUES-REALIZED | | 1985 PROPERTY TAX | |
|---|--------------|--|----------------|---|--------------|
| GENERAL GOVERNMENT | | | | STATE EQUALIZED TAX RATE → | |
| Governing Body & Public Boards | | 1985 Property Taxes Collected | 2,795,133.02 | Local District School Taxes .63 | 827,163.00 |
| Municipal Clerk | | 1985 Payments in Lieu of Taxes | | Regional & Consolidated School Tax .75 | 978,503.19 |
| Financial Administration | 13,500.00 | Delinquent Tax & Lien Collections | 203,227.90 | School Taxes in Municipal Budget | |
| Assessment of Taxes | 11,122.00 | Business Personalty Replacement Taxes | 63,024.32 | County Taxes .65 | 847,665.71 |
| Collection of Taxes | 16,350.00 | Taxes from Public Utilities | 271,583.00 | County Library Taxes .03 | 43,791.82 |
| Planning, Housing & Development | 26,950.00 | Other Miscellaneous Tax Revenues | | Local Municipal Purpose Taxes .17 | 218,000.00 |
| Human Resources | | State Aid Revenues | 28,379.33 | Veteran & Senior Citizen Taxes | 51,450.00 |
| Elections | | Federal Aid Revenues | | Total Taxes for Rate Computation 2.23 | 2,966,573.72 |
| General Administration (other) | 132,979.00 | State and Local Fiscal Assistance Act Utilized | 17,866.77 | Special District Taxes | |
| JUDICIARY | | Sale of Acquired Property | | Bank Corp. Taxes | 2,151.05 |
| Municipal Courts | 15,152.00 | Other Miscellaneous Revenues | 268,507.65 | Added and Omitted Taxes | 79,778.34 |
| PUBLIC SAFETY | | Total | 3,647,721.99 | Total Taxes Levied - ABSTRACT | 2,997,053.11 |
| Fire Protection | 30,142.00 | Prior Years Surplus Appropriated | 380,000.00 | Total Taxes Billed | 3,000,214.18 |
| Police Protection | 234,281.38 | REVENUES TOTAL | 4,027,721.99 | 1985 TAXES COLLECTED | 2,795,133.02 |
| Civil Defense & Disaster Control | 5.00 | Reserve For Uncollected Taxes | 245,520.00 | 1985 Taxes Cancelled, Abated or Adjusted | 17,812.34 |
| Environmental Inspection & Control | 2,500.00 | | | Transfer to Tax Title Liens or Foreclosed | 6,342.84 |
| Other Public Safety | | CAPITAL OUTLAY TOTAL | 54,950.79 | Balance Outstanding Dec. 31, 1985 | 180,925.98 |
| PUBLIC WORKS | | | | PRIOR YEARS TAXES OUTSTANDING | |
| Streets and Drainage | 226,836.77 | Public Enterprises | | Balance January 1, 1985 | 213,620.47 |
| Sewers and Sewage Processing | | Recreation—Culture | | Collected in 1985 | 193,649.72 |
| Garbage and Trash Disposal | 12,450.00 | Public Works | 54,950.79 | Cancelled, Abated or Adjusted 1985 | 8,163.49 |
| Public Buildings and Grounds | 26,893.00 | Buildings and Grounds | | Transfers to Tax Title Liens or Foreclosed | 3,760.25 |
| Other Public Works | | Library and Education | | Balance December 31, 1985 | 8,047.01 |
| HEALTH and WELFARE | | Conservation | | TAX TITLE LIENS OUTSTANDING | |
| Health Services Except Environmental | 7,571.00 | All Other | | Balance January 1, 1985 | 26,445.35 |
| Welfare-Public Assistance | 3,000.00 | | | Transfer From Taxes | 10,797.85 |
| Hospitals, Clinics, First Aid | 2,000.00 | CAPITAL DEBT AUTHORIZED, DECEMBER 31, 1985 | | Redeemed in 1985 | 9,578.18 |
| Animal, Insect, & Rodent Control | 2,681.00 | ISSUED AND UNISSUED GROSS DEBT NET DEBT | | Cancelled, Abated or Adjusted (1985) | |
| Other Welfare Services | | School 236,496 | | Transfers to Foreclosed Property | |
| RECREATION and CONSERVATION | | Self-liquidating 126,976 | 126,976 | Balance December 31, 1985 | 27,665.02 |
| Beaches and Boardwalks | | Other 363,472 | 126,976 | PROPERTY ACQUIRED BY DEED OR FORECLOSURE | |
| Parks, Playgrounds, Shade Trees | 11,750.00 | Total | | Balance January 1, 1985 | 7,375.00 |
| Land Reclamation & Conservation | | ISSUED AND OUTSTANDING | | Transfers From Taxes or Liens | |
| Other Recreational Services | 1,000.00 | School 236,496.32 | | Sale for Cash (1985) | |
| EDUCATION (excluding schools) | | Self-Liquidating | | Cancelled, Abated or Adjusted (1985) | |
| Libraries | | Other | | Balance December 31, 1985 | 7,375.00 |
| Other Educational Services | | Total | 236,496.32 | CURRENT FINANCES DECEMBER 31, 1985 | |
| STATUTORY EXPENDITURES | | EQUALIZED VALUATION BASIS FOR NET DEBT COMPUTATION | 116,800,160 | ASSETS | |
| Pensions & F. I. C. A. | 52,250.00 | REAL PROPERTY VALUATIONS | | Cash Dec. 31, 1985 | 1,797,549.71 |
| Employee Fringe Benefits | 28,000.00 | Code Class # of Parcels % VAL'N | | Taxes Receivable | 188,972.99 |
| Other Statutory Expenditures | 3,400.00 | 1 Vacant Land 416 5.21 | 5,977,850.00 | Tax Title Liens | 27,665.02 |
| CETA And Other Public Employment Programs | | 2 Residential 1313 76.67 | 87,900,720.00 | Foreclosed Property | 7,375.00 |
| MUNICIPAL FUNCTIONS | | 3 Farm 229 6.42 | 7,363,250.00 | Emergencies & Other Deferred Charges | 1,288.55 |
| CAPITAL IMPROVEMENTS *MEMO* | 15,000.00 | 4a Commercial 76 9.08 | 10,407,500.00 | State and Federal Aid Receivable | |
| DEBT SERVICE | | 4b Industrial 8 2.43 | 2,785,500.00 | Other Receivables | 15,397.87 |
| Principal Payments | | 4c Apartments 2 .19 | 220,600.00 | Total | 2,038,249.14 |
| Interest Payments | | Total 2044 | 114,655,420.00 | LIABILITIES, RESERVES, AND SURPLUS | |
| DEFERRED CHARGES | | Land Area 18.15 Sq. Miles | | Cash Liabilities | 1,071,733.90 |
| SCHOOL, COUNTY, SPECIAL DISTRICT TAXES | 9,004.79 | Net Valuation Taxable-Municipal | 115,888,327 | Reserves for Receivables | 239,410.88 |
| RESERVE FOR UNCOLLECTED TAXES | 2,697,123.72 | Net Valuation Taxable-County | 123,809,051 | Surplus Dec. 31, 1985 | 727,104.36 |
| EXPENDITURES TOTAL | 3,812,461.66 | State Equalized Valuation | 130,772,882 | Total | 2,038,249.14 |
| | | State Equalization Ratio | 88.51 | | |

1821
 Population 1980 **5,290**
 Population 1985 **5,300**
 S & P Rating
 Moody Rating **AA**
 General Tax Rate Per \$100. **2.09**
 State Equalized Tax Rate **1.72**

WATCHUNG BOROUGH – SOMERSET CO.
Form of Government:
Borough Council
Number of Members on Governing Body – 6

PER CAPITA:
 Gross Debt **1,149.65**
 Net Debt **935.70**
 Debt Service **96.52**
 Total Tax Levy **1,440.01**
 Municipal Expenditures **565.19**
 PER CENT:
 Gross Debt **1.58**
 Net Debt **1.28**
 Tax Levy Collected **97.81**
 Tax Levy Cancelled, Abated or Adjusted

| EXPENDITURES | REVENUES-REALIZED | 1985 PROPERTY TAX |
|--|---------------------|---|
| GENERAL GOVERNMENT | | STATE EQUALIZED TAX RATE |
| Governing Body & Public Boards | | Local District School Taxes .50 |
| Municipal Clerk | | Regional & Consolidated School Tax .43 |
| Financial Administration | 41,817.00 | School Taxes in Municipal Budget |
| Assessment of Taxes | 18,021.00 | County Taxes .47 |
| Collection of Taxes | 34,037.00 | County Library Taxes .04 |
| Planning, Housing & Development | 7,500.00 | Local Municipal Purpose Taxes .28 |
| Human Resources | 12,684.00 | Veteran & Senior Citizen Taxes |
| Elections | 1,200.00 | Total Taxes for Rate Computation 1.72 |
| General Administration (other) | 404,613.11 | Special District Taxes |
| JUDICIARY | | Bank Corp. Taxes |
| Municipal Courts | 48,565.00 | Added and Omitted Taxes |
| PUBLIC SAFETY | | Total Taxes Levied - ABSTRACT |
| Fire Protection | 148,421.98 | Total Taxes Billed |
| Police Protection | 799,032.16 | 1985 TAXES COLLECTED |
| Civil Defense & Disaster Control | 1,000.00 | 1985 Taxes Cancelled, Abated or Adjusted |
| Environmental Inspection & Control | 23,803.00 | Transfer to Tax Title Liens or Foreclosed |
| Other Public Safety | | Balance Outstanding Dec. 31, 1985 |
| PUBLIC WORKS | | |
| Streets and Drainage | 199,254.68 | PRIOR YEARS TAXES OUTSTANDING |
| Sewers and Sewage Processing | 133,330.35 | Balance January 1, 1985 |
| Garbage and Trash Disposal | | Collected in 1985 |
| Public Buildings and Grounds | 73,191.18 | Cancelled, Abated or Adjusted 1985 |
| Other Public Works | | Transfers to Tax Title Liens or Foreclosed |
| HEALTH and WELFARE | | Balance December 31, 1985 |
| Health Services Except Environmental | 25,900.00 | TAX TITLE LIENS OUTSTANDING |
| Welfare-Public Assistance | 3,329.00 | Balance January 1, 1985 |
| Hospitals, Clinics, First Aid | | Transfer From Taxes |
| Animal, Insect, & Rodent Control | 500.00 | Redeemed in 1985 |
| Other Welfare Services | | Cancelled, Abated or Adjusted (1985) |
| RECREATION and CONSERVATION | | Transfers to Foreclosed Property |
| Beaches and Boardwalks | | Balance December 31, 1985 |
| Parks, Playgrounds, Shade Trees | | PROPERTY ACQUIRED BY DEED OR |
| Land Reclamation & Conservation | | FORECLOSURE |
| Other Recreational Services | 24,565.00 | Balance January 1, 1985 |
| EDUCATION (excluding schools) | | Transfers From Taxes or Liens |
| Libraries | 8,500.00 | Sale for Cash (1985) |
| Other Educational Services | | Cancelled, Abated or Adjusted (1985) |
| STATUTORY EXPENDITURES | | Balance December 31, 1985 |
| Pensions & F. I. C. A. | 165,266.10 | CURRENT FINANCES DECEMBER 31, 1985 |
| Employee Fringe Benefits | 71,000.00 | ASSETS |
| Other Statutory Expenditures | 1,000.00 | Cash Dec. 31, 1985 |
| CETA And Other Public Employment Programs | | Taxes Receivable |
| MUNICIPAL FUNCTIONS | | Tax Title Liens |
| CAPITAL IMPROVEMENTS | 150,000.00 | Foreclosed Property |
| DEBT SERVICE | | Emergencies & Other Deferred Charges |
| Principal Payments | 184,259.50 | State and Federal Aid Receivable |
| Interest Payments | 327,321.42 | Other Receivables |
| DEFERRED CHARGES | 13,696.00 | Total |
| SCHOOL, COUNTY, SPECIAL DISTRICT TAXES | 6,144,223.93 | LIABILITIES, RESERVES, AND SURPLUS |
| RESERVE FOR UNCOLLECTED TAXES | 223,683.45 | Cash Liabilities |
| EXPENDITURES | 9,139,714.86 | Reserves for Receivables |
| TOTAL | | Surplus Dec. 31, 1985 |
| | | Total |

0435
 Population 1980 **8,126**
 Population 1985 **9,396**
 S & P Rating
 Moody Rating **BAA1**

General Tax Rate Per \$100.

State Equalized Tax Rate
4.37
3.25

WATERFORD TOWNSHIP - CAMDEN CO.

Form of Government:

Township Committee

Number of Members on Governing Body - 5

PER CAPITA:

Gross Debt **957.46**
 Net Debt **436.36**
 Debt Service **29.70**
 Total Tax Levy **664.93**
 Municipal Expenditures **332.94**

PER CENT:

Gross Debt **5.11**
 Net Debt **2.33**
 Tax Levy Collected **94.67**
 Tax Levy Cancelled, Abated or Adjusted **.10**

| EXPENDITURES | | REVENUES-REALIZED | | 1985 PROPERTY TAX | |
|---|---------------------|--|-----------------------|--|---------------------|
| GENERAL GOVERNMENT | | | | STATE EQUALIZED TAX RATE | |
| Governing Body & Public Boards | | 1985 Property Taxes Collected | 5,915,193.32 | Local District School Taxes | 1,604,211.40 |
| Municipal Clerk | | 1985 Payments in Lieu of Taxes | | Regional & Consolidated School Tax | 1,141,121.74 |
| Financial Administration | 35,500.00 | Delinquent Tax & Lien Collections | 265,750.55 | School Taxes in Municipal Budget | |
| Assessment of Taxes | 28,766.00 | Business Personalty Replacement Taxes | 45,043.40 | County Taxes | 2,123,363.46 |
| Collection of Taxes | 55,229.00 | Taxes from Public Utilities | 792,942.00 | County Library Taxes | |
| Planning, Housing & Development | 35,280.00 | Other Miscellaneous Tax Revenues | | Local Municipal Purpose Taxes | 1,317,400.00 |
| Human Resources | | State Aid Revenues | 49,733.99 | Veteran & Senior Citizen Taxes | 91,600.00 |
| Elections | 6,600.00 | Federal Aid Revenues | | Total Taxes for Rate Computation | 6,277,696.60 |
| General Administration (other) | 337,720.58 | State and Local Fiscal Assistance Act Utilized | 70,540.23 | Special District Taxes | |
| JUDICIARY | | Sale of Acquired Property | | Bank Corp. Taxes | 940.35 |
| Municipal Courts | 41,276.01 | Other Miscellaneous Revenues | 745,286.68 | Added and Omitted Taxes | 60,690.73 |
| PUBLIC SAFETY | | Total | 7,884,490.17 | Total Taxes Levied - ABSTRACT | 6,247,727.68 |
| Fire Protection | 36,000.00 | Prior Years Surplus Appropriated | | Total Taxes Billed | 6,248,426.93 |
| Police Protection | 499,629.23 | REVENUES TOTAL | 7,884,490.17 | 1985 TAXES COLLECTED | 5,915,193.32 |
| Civil Defense & Disaster Control | 900.00 | Reserve For Uncollected Taxes | 368,972.82 | 1985 Taxes Cancelled, Abated or Adjusted | 6,113.38 |
| Environmental Inspection & Control | 60,157.00 | CAPITAL OUTLAY TOTAL | 129,161.53 | Transfer to Tax Title Liens or Foreclosed | 2,166.53 |
| Other Public Safety | | | | Balance Outstanding Dec. 31, 1985 | 324,953.70 |
| PUBLIC WORKS | | | | PRIOR YEARS TAXES OUTSTANDING | |
| Streets and Drainage | 225,067.40 | Public Enterprises | | Balance January 1, 1985 | 267,904.44 |
| Sewers and Sewage Processing | | Recreation—Culture | 88,766.16 | Collected in 1985 | 265,750.55 |
| Garbage and Trash Disposal | 115,564.00 | Public Works | 30,467.61 | Cancelled, Abated or Adjusted 1985 | 288.22 |
| Public Buildings and Grounds | 103,743.03 | Buildings and Grounds | 9,927.76 | Transfers to Tax Title Liens or Foreclosed | |
| Other Public Works | 52,650.00 | Library and Education | | Balance December 31, 1985 | 1,865.67 |
| HEALTH and WELFARE | | Conservation | | TAX TITLE LIENS OUTSTANDING | |
| Health Services Except Environmental | 1,950.00 | All Other | | Balance January 1, 1985 | 13,130.40 |
| Welfare-Public Assistance | 6,180.00 | CAPITAL DEBT AUTHORIZED, DECEMBER 31, 1985 | | Transfer From Taxes | 2,166.53 |
| Hospitals, Clinics, First Aid | | ISSUED AND UNISSUED | | Redeemed in 1985 | |
| Animal, Insect, & Rodent Control | | School | 7,012,158 | Cancelled, Abated or Adjusted (1985) | |
| Other Welfare Services | | Self-liquidating | | Transfers to Foreclosed Property | |
| RECREATION and CONSERVATION | | Other | 1,984,125 | Balance December 31, 1985 | 15,296.93 |
| Beaches and Boardwalks | | Total | 8,996,283 | PROPERTY ACQUIRED BY DEED OR FORECLOSURE | |
| Parks, Playgrounds, Shade Trees | 11,000.00 | ISSUED AND OUTSTANDING | | Balance January 1, 1985 | 46,490.00 |
| Land Reclamation & Conservation | 540.00 | School | 7,012,158.44 | Transfers From Taxes or Liens | |
| Other Recreational Services | 1,700.00 | Self-Liquidating | | Sale for Cash (1985) | |
| EDUCATION (excluding schools) | | Other | 1,937,600.00 | Cancelled, Abated or Adjusted (1985) | |
| Libraries | 45,587.00 | Total | 8,949,758.44 | Balance December 31, 1985 | 46,490.00 |
| Other Educational Services | | EQUALIZED VALUATION BASIS | | CURRENT FINANCES DECEMBER 31, 1985 | |
| STATUTORY EXPENDITURES | | FOR NET DEBT COMPUTATION | 175,964,675 | ASSETS | |
| Pensions & F. I. C. A. | 138,126.00 | REAL PROPERTY VALUATIONS | | Cash Dec. 31, 1985 | 1,462,258.61 |
| Employee Fringe Benefits | 64,000.00 | Code Class # of Parcels % VAL'N | | Taxes Receivable | 326,819.37 |
| Other Statutory Expenditures | 11,251.00 | 1 Vacant Land 690 5.17 | 7,236,325.00 | Tax Title Liens | 15,296.93 |
| CETA And Other Public Employment Programs | | 2 Residential 2636 82.34 | 115,206,590.00 | Foreclosed Property | 46,490.00 |
| MUNICIPAL FUNCTIONS | 1,914,416.25 | 3 Farm 236 2.70 | 3,777,450.00 | Emergencies & Other Deferred Charges | 57,816.94 |
| CAPITAL IMPROVEMENTS | 8,850.00 | 4a Commercial 120 8.59 | 12,019,950.00 | State and Federal Aid Receivable | 17,290.36 |
| DEBT SERVICE | | 4b Industrial 9 .49 | 691,400.00 | Other Receivables | 71,117.12 |
| Principal Payments | 115,000.00 | 4c Apartments 3 .71 | 990,750.00 | Total | 1,997,089.33 |
| Interest Payments | 164,033.60 | Total 3694 | 139,922,465.00 | LIABILITIES, RESERVES, AND SURPLUS | |
| DEFERRED CHARGES | 565,845.69 | Land Area 36.11 Sq. Miles | | Cash Liabilities | 1,054,392.55 |
| SCHOOL, COUNTY, SPECIAL DISTRICT TAXES | 4,868,696.60 | Net Valuation Taxable-Municipal | 141,660,628 | Reserves for Receivables | 458,491.47 |
| RESERVE FOR UNCOLLECTED TAXES | 368,972.82 | Net Valuation Taxable-County | 183,811,873 | Surplus Dec. 31, 1985 | 484,205.31 |
| EXPENDITURES TOTAL | 7,996,964.96 | State Equalized Valuation | 189,983,464 | Total | 1,997,089.33 |
| | | State Equalization Ratio | 74.33 | | |

1614
Population 1980 46,474
Population 1985 48,958
S & P Rating AA
Moody Rating AA

General Tax Rate Per \$100. 4.45
State Equalized Tax Rate 2.21

WAYNE TOWNSHIP - PASSAIC COUNTY
Form of Government:
Mayor-Council Plan F (OMCL 50)
Number of Members on Governing Body - 9

PER CAPITA:
Gross Debt 1,555.66
Net Debt 651.91
Debt Service 65.36
Total Tax Levy 1,068.09
Municipal Expenditures 437.15
PER CENT:
Gross Debt 3.62
Net Debt 1.52
Tax Levy Collected 98.64
Tax Levy Cancelled, Abated or Adjusted .33

| EXPENDITURES | | REVENUES-REALIZED | | 1985 PROPERTY TAX | |
|---|---------------|--|--------------------|--|--------------------|
| GENERAL GOVERNMENT | | | | STATE EQUALIZED TAX RATE | |
| Governing Body & Public Boards | 43,816.00 | 1985 Property Taxes Collected | 51,413,145.23 | Local District School Taxes | 1.17 27,229,804.75 |
| Municipal Clerk | 193,619.00 | 1985 Payments in Lieu of Taxes | | Regional & Consolidated School Tax | |
| Financial Administration | 213,655.00 | Delinquent Tax & Lien Collections | 896,339.50 | School Taxes in Municipal Budget | |
| Assessment of Taxes | 117,450.00 | Business Personalty Replacement Taxes | 862,875.32 | County Taxes | .58 13,425,175.41 |
| Collection of Taxes | 146,003.00 | Taxes from Public Utilities | 3,215,021.00 | County Library Taxes | |
| Planning, Housing & Development | 717,347.00 | Other Miscellaneous Tax Revenues | | Local Municipal Purpose Taxes | .46 10,776,655.93 |
| Human Resources | 121,094.46 | State Aid Revenues | 819,818.44 | Veteran & Senior Citizen Taxes | 345,950.00 |
| Elections | | Federal Aid Revenues | 500,000.00 | Total Taxes for Rate Computation | 2.21 51,777,586.09 |
| General Administration (other) | 2,213,109.42 | State and Local Fiscal Assistance Act Utilized | 699,391.01 | Special District Taxes | |
| JUDICIARY | | Sale of Acquired Property | | Bank Corp. Taxes | 183,126.87 |
| Municipal Courts | 215,530.00 | Other Miscellaneous Revenues | 2,640,613.54 | Added and Omitted Taxes | 676,605.78 |
| PUBLIC SAFETY | | Total | 61,047,204.04 | Total Taxes Levied - ABSTRACT | 52,291,368.74 |
| Fire Protection | 148,475.00 | Prior Years Surplus Appropriated | 2,600,000.00 | Total Taxes Billed | 52,124,166.24 |
| Police Protection | 3,913,617.49 | REVENUES TOTAL | 63,647,204.04 | 1985 TAXES COLLECTED | 51,413,145.23 |
| Civil Defense & Disaster Control | 2,300.00 | Reserve For Uncollected Taxes | 1,767,615.63 | 1985 Taxes Cancelled, Abated or Adjusted | 173,954.06 |
| Environmental Inspection & Control | 253,470.00 | CAPITAL OUTLAY TOTAL | 10,750,924.15 | Transfer to Tax Title Liens or Foreclosed | 2,233.90 |
| Other Public Safety | | | | Balance Outstanding Dec. 31, 1985 | 534,833.05 |
| PUBLIC WORKS | | | | PRIOR YEARS TAXES OUTSTANDING | |
| Streets and Drainage | 1,644,934.00 | Public Enterprises | 8,773,975.27 | Balance January 1, 1985 | 900,115.71 |
| Sewers and Sewage Processing | 1,582,708.00 | Recreation—Culture | 156,873.73 | Collected in 1985 | 889,024.40 |
| Garbage and Trash Disposal | 339,394.00 | Public Works | 1,503,168.52 | Cancelled, Abated or Adjusted 1985 | |
| Public Buildings and Grounds | 342,006.00 | Buildings and Grounds | 316,892.63 | Transfers to Tax Title Liens or Foreclosed | 1,345.69 |
| Other Public Works | | Library and Education | 14.00 | Balance December 31, 1985 | 9,745.62 |
| HEALTH and WELFARE | | Conservation | | TAX TITLE LIENS OUTSTANDING | |
| Health Services Except Environmental | 510,022.00 | All Other | | Balance January 1, 1985 | 9,326.58 |
| Welfare-Public Assistance | 15,578.00 | CAPITAL DEBT AUTHORIZED, DECEMBER 31, 1985 | | Transfer From Taxes | 3,097.69 |
| Hospitals, Clinics, First Aid | | ISSUED AND UNISSUED | | Redeemed in 1985 | 7,315.10 |
| Animal, Insect, & Rodent Control | 36,776.00 | School | 8,541,000 | Cancelled, Abated or Adjusted (1985) | |
| Other Welfare Services | | Self-liquidating | 35,679,481 | Transfers to Foreclosed Property | 1,976.14 |
| RECREATION and CONSERVATION | | Other | 31,941,331 | Balance December 31, 1985 | 3,133.03 |
| Beaches and Boardwalks | 546,606.00 | Total | 76,161,812 | PROPERTY ACQUIRED BY DEED OR FORECLOSURE | |
| Parks, Playgrounds, Shade Trees | 600.00 | ISSUED AND OUTSTANDING | | Balance January 1, 1985 | 709,972.31 |
| Land Reclamation & Conservation | 239,976.00 | School | 8,541,000.00 | Transfers From Taxes or Liens | 2,683.69 |
| Other Recreational Services | | Self-Liquidating | 28,607,000.00 | Sale for Cash (1985) | 8,000.00 |
| EDUCATION (excluding schools) | | Other | 20,115,000.00 | Cancelled, Abated or Adjusted (1985) | |
| Libraries | 746,318.00 | Total | 57,263,000.00 | Balance December 31, 1985 | 704,656.00 |
| Other Educational Services | 18,281.00 | EQUALIZED VALUATION BASIS | | CURRENT FINANCES DECEMBER 31, 1985 | |
| STATUTORY EXPENDITURES | | FOR NET DEBT COMPUTATION | 2,105,714,262 | ASSETS | |
| Pensions & F. I. C. A. | 1,260,100.00 | REAL PROPERTY VALUATIONS | | Cash Dec. 31, 1985 | 5,532,251.95 |
| Employee Fringe Benefits | 735,000.00 | Code Class # of Parcels % VAL'N | ASSESSED VALUATION | Taxes Receivable | 544,578.67 |
| Other Statutory Expenditures | | 1 Vacant Land 1254 4.79 | 54,892,600.00 | Tax Title Liens | 3,133.03 |
| CETA And Other Public Employment Programs | | 2 Residential 12781 63.21 | 724,452,800.00 | Foreclosed Property | 704,656.00 |
| MUNICIPAL FUNCTIONS TOTAL | 16,317,785.37 | 3 Farm 52 .12 | 1,410,900.00 | Emergencies & Other Deferred Charges | 442,859.32 |
| CAPITAL IMPROVEMENTS *MEMO* | 192,580.00 | 4a Commercial 387 24.78 | 284,007,400.00 | State and Federal Aid Receivable | 17,513.46 |
| DEBT SERVICE | | 4b Industrial 78 5.53 | 63,329,300.00 | Other Receivables | 247,277.66 |
| Principal Payments | 2,134,000.00 | 4c Apartments 10 1.57 | 18,039,200.00 | Total | 7,492,270.09 |
| Interest Payments | 1,065,771.10 | Total 14562 | 1,146,132,200.00 | LIABILITIES, RESERVES, AND SURPLUS | |
| DEFERRED CHARGES | | Land Area 24.89 Sq. Miles | | Cash Liabilities | 2,587,982.92 |
| SCHOOL, COUNTY, SPECIAL DISTRICT TAXES | 40,654,980.16 | Net Valuation Taxable-Municipal | 1,156,124,954 | Reserves for Receivables | 1,252,367.70 |
| RESERVE FOR UNCOLLECTED TAXES | 1,767,615.63 | Net Valuation Taxable-County | 2,132,610,394 | Surplus Dec. 31, 1985 | 3,651,919.47 |
| EXPENDITURES TOTAL | 62,056,951.43 | State Equalized Valuation | 2,314,703,491 | Total | 7,492,270.09 |
| | | State Equalization Ratio | 49.73 | | |

0911
Population 1980 13,168
Population 1985 13,472
S & P Rating
Moody Rating BAA

General Tax Rate Per \$100.

6.53

State Equalized Tax Rate

2.69

WEEHAWKEN TOWNSHIP – HUDSON CO.

Form of Government:

Council-Manager Plan C (OMCL 50)

Number of Members on Governing Body – 7

PER CAPITA:

Gross Debt 342.64
Net Debt 276.17
Debt Service 12.30
Total Tax Levy 594.71
Municipal Expenditures 521.22

PER CENT:

Gross Debt 2.00
Net Debt 1.61
Tax Levy Collected 98.67
Tax Levy Cancelled, Abated or Adjusted .57

| EXPENDITURES | | REVENUES-REALIZED | | 1985 PROPERTY TAX | |
|---|---------------|--|---------------|--|--------------------|
| GENERAL GOVERNMENT | | | | STATE EQUALIZED TAX RATE | |
| Governing Body & Public Boards | 23,005.00 | 1985 Property Taxes Collected | 7,936,862.32 | Local District School Taxes | .88 2,484,312.75 |
| Municipal Clerk | 59,700.00 | 1985 Payments in Lieu of Taxes | | Regional & Consolidated School Tax | |
| Financial Administration | 85,625.00 | Delinquent Tax & Lien Collections | 109,800.12 | School Taxes in Municipal Budget | |
| Assessment of Taxes | 24,810.00 | Business Personalty Replacement Taxes | 504,136.08 | County Taxes | .71 * 1,999,432.73 |
| Collection of Taxes | 46,050.00 | Taxes from Public Utilities | 426,915.00 | County Library Taxes | |
| Planning, Housing & Development | 28,332.00 | Other Miscellaneous Tax Revenues | | Local Municipal Purpose Taxes | 1.10 3,120,676.82 |
| Human Resources | 330,681.00 | State Aid Revenues | 612,137.56 | Veteran & Senior Citizen Taxes | 43,100.00 |
| Elections | 6,000.00 | Federal Aid Revenues | | Total Taxes for Rate Computation | 2.69 7,647,522.30 |
| General Administration (other) | 851,793.99 | State and Local Fiscal Assistance Act Utilized | 385,820.00 | Special District Taxes | 325,000.00 |
| JUDICIARY | | Sale of Acquired Property | | Bank Corp. Taxes | 11,387.40 |
| Municipal Courts | 131,000.00 | Other Miscellaneous Revenues | 870,086.23 | Added and Omitted Taxes | 71,187.34 |
| PUBLIC SAFETY | | Total | 10,845,757.31 | Total Taxes Levied - ABSTRACT | 8,011,997.04 |
| Fire Protection | 1,562,037.00 | Prior Years Surplus Appropriated | 1,240,000.00 | Total Taxes Billed | 8,043,959.64 |
| Police Protection | 1,263,578.00 | REVENUES TOTAL | 12,085,757.31 | 1985 TAXES COLLECTED | 7,936,862.32 |
| Civil Defense & Disaster Control | | Reserve For Uncollected Taxes | 511,066.60 | 1985 Taxes Cancelled, Abated or Adjusted | 46,176.77 |
| Environmental Inspection & Control | 52,230.00 | CAPITAL OUTLAY TOTAL | 159,736.34 | Transfer to Tax Title Liens or Foreclosed | |
| Other Public Safety | | | | Balance Outstanding Dec. 31, 1985 | 60,920.55 |
| PUBLIC WORKS | | | | PRIOR YEARS TAXES OUTSTANDING | |
| Streets and Drainage | 484,640.00 | Public Enterprises | | Balance January 1, 1985 | 127,686.32 |
| Sewers and Sewage Processing | 70,100.00 | Recreation—Culture | 16,019.43 | Collected in 1985 | 109,800.12 |
| Garbage and Trash Disposal | | Public Works | 11,779.54 | Cancelled, Abated or Adjusted 1985 | |
| Public Buildings and Grounds | 77,900.00 | Buildings and Grounds | 115,697.69 | Transfers to Tax Title Liens or Foreclosed | |
| Other Public Works | 63,000.00 | Library and Education | 16,239.68 | Balance December 31, 1985 | 17,886.20 |
| HEALTH and WELFARE | | Conservation | | TAX TITLE LIENS OUTSTANDING | |
| Health Services Except Environmental | 45,825.00 | All Other | | Balance January 1, 1985 | 19,523.31 |
| Welfare-Public Assistance | 31,210.00 | CAPITAL DEBT AUTHORIZED, DECEMBER 31, 1985 | | Transfer From Taxes | |
| Hospitals, Clinics, First Aid | | ISSUED AND UNISSUED | | Redeemed in 1985 | |
| Animal, Insect, & Rodent Control | | School | 655,000 | Cancelled, Abated or Adjusted (1985) | |
| Other Welfare Services | | Self-liquidating | | Transfers to Foreclosed Property | 19,523.31 |
| RECREATION and CONSERVATION | | Other | 3,961,003 | Balance December 31, 1985 | |
| Beaches and Boardwalks | | Total | 4,616,003 | PROPERTY ACQUIRED BY DEED OR FORECLOSURE | |
| Parks, Playgrounds, Shade Trees | | | | Balance January 1, 1985 | 65,166.09 |
| Land Reclamation & Conservation | | | | Transfers From Taxes or Liens | 19,523.91 |
| Other Recreational Services | 73,200.00 | | | Sale for Cash (1985) | |
| EDUCATION (excluding schools) | | | | Cancelled, Abated or Adjusted (1985) | |
| Libraries | 50,000.00 | | | Balance December 31, 1985 | 84,690.00 |
| Other Educational Services | | | | CURRENT FINANCES DECEMBER 31, 1985 | |
| STATUTORY EXPENDITURES | | | | ASSETS | |
| Pensions & F. I. C. A. | 624,641.00 | | | Cash Dec. 31, 1985 | 3,286,869.35 |
| Employee Fringe Benefits | 337,880.00 | | | Taxes Receivable | 78,806.75 |
| Other Statutory Expenditures | 5,000.00 | | | Tax Title Liens | |
| CETA And Other Public Employment Programs | | | | Foreclosed Property | 84,690.00 |
| MUNICIPAL FUNCTIONS TOTAL | 6,328,237.99 | | | Emergencies & Other Deferred Charges | 9,148.70 |
| CAPITAL IMPROVEMENTS *MEMO* | 20,000.00 | | | State and Federal Aid Receivable | 184,919.18 |
| DEBT SERVICE | | | | Other Receivables | 169,774.53 |
| Principal Payments | 80,000.00 | | | Total | 3,814,208.51 |
| Interest Payments | 85,736.22 | | | LIABILITIES, RESERVES, AND SURPLUS | |
| TYPE I SCHL DEBT *MEMO | 12,317.50 | | | Cash Liabilities | 704,253.10 |
| DEFERRED CHARGES | 16,900.00 | | | Reserves for Receivables | 333,271.28 |
| SCHOOL, COUNTY, SPECIAL DISTRICT TAXES | 4,808,745.48 | | | Surplus Dec. 31, 1985 | 2,776,684.13 |
| RESERVE FOR UNCOLLECTED TAXES | 511,066.60 | | | Total | 3,814,208.51 |
| EXPENDITURES TOTAL | 11,830,686.29 | | | | |

0819

Population 1980 **2,303**
 Population 1985 **2,240**
 S & P Rating
 Moody Rating

General Tax Rate Per \$100.

3.02

State Equalized Tax Rate

2.74**WENONAH BOROUGH - GLOUCESTER CO.****Form of Government:****Borough Council****Number of Members on Governing Body - 6**

PER CAPITA:

Gross Debt **435.83**
 Net Debt **67.27**
 Debt Service **12.33**
 Total Tax Levy **747.41**
 Municipal Expenditures **294.72**

PER CENT:

Gross Debt **1.70**
 Net Debt **.26**
 Tax Levy Collected **95.73**
 Tax Levy Cancelled, Abated or Adjusted **.11**

| EXPENDITURES | | REVENUES-REALIZED | | 1985 PROPERTY TAX | |
|---|---------------------|--|---------------------|--|---------------------|
| GENERAL GOVERNMENT | | | | STATE EQUALIZED TAX RATE | |
| Governing Body & Public Boards | | 1985 Property Taxes Collected | 1,601,470.12 | Local District School Taxes | .60 |
| Municipal Clerk | 9,642.00 | 1985 Payments in Lieu of Taxes | | Regional & Consolidated School Tax | .90 |
| Financial Administration | 4,200.00 | Delinquent Tax & Lien Collections | 54,818.73 | School Taxes in Municipal Budget | |
| Assessment of Taxes | 4,400.00 | Business Personalty Replacement Taxes | 3,976.40 | County Taxes | .63 |
| Collection of Taxes | 29,594.00 | Taxes from Public Utilities | 121,218.00 | County Library Taxes | |
| Planning, Housing & Development | 1,058.75 | Other Miscellaneous Tax Revenues | | Local Municipal Purpose Taxes | .60 |
| Human Resources | | State Aid Revenues | 24,446.24 | Veteran & Senior Citizen Taxes | |
| Elections | 786.20 | Federal Aid Revenues | | Total Taxes for Rate Computation | 2.73 |
| General Administration (other) | 37,528.71 | State and Local Fiscal Assistance Act Utilized | 10,491.00 | Special District Taxes | |
| JUDICIARY | | Sale of Acquired Property | | Bank Corp. Taxes | 137.13 |
| Municipal Courts | 10,078.00 | Other Miscellaneous Revenues | 77,957.43 | Added and Omitted Taxes | 7,511.02 |
| PUBLIC SAFETY | | Total | 1,894,377.92 | Total Taxes Levied - ABSTRACT | 1,674,190.00 |
| Fire Protection | 20,725.00 | Prior Years Surplus Appropriated | 86,906.84 | Total Taxes Billed | 1,672,921.58 |
| Police Protection | 157,141.65 | REVENUES TOTAL | 1,981,284.76 | 1985 TAXES COLLECTED | 1,601,470.12 |
| Civil Defense & Disaster Control | | Reserve For Uncollected Taxes | 80,730.00 | 1985 Taxes Cancelled, Abated or Adjusted | 1,799.92 |
| Environmental Inspection & Control | 8,676.84 | CAPITAL OUTLAY TOTAL | 31,714.29 | Transfer to Tax Title Liens or Foreclosed | 4,167.63 |
| Other Public Safety | | Public Enterprises | 10,203.04 | Balance Outstanding Dec. 31, 1985 | 65,483.91 |
| PUBLIC WORKS | | Recreation—Culture | | PRIOR YEARS TAXES OUTSTANDING | |
| Streets and Drainage | 137,063.85 | Public Works | 21,511.25 | Balance January 1, 1985 | 57,145.07 |
| Sewers and Sewage Processing | | Buildings and Grounds | | Collected in 1985 | 54,818.73 |
| Garbage and Trash Disposal | 27,946.75 | Library and Education | | Cancelled, Abated or Adjusted 1985 | 158.39 |
| Public Buildings and Grounds | 19,754.00 | Conservation | | Transfers to Tax Title Liens or Foreclosed | 2,023.50 |
| Other Public Works | | All Other | | Balance December 31, 1985 | 144.45 |
| HEALTH and WELFARE | | CAPITAL DEBT AUTHORIZED, DECEMBER 31, 1985 | | TAX TITLE LIENS OUTSTANDING | |
| Health Services Except Environmental | 337.22 | ISSUED AND UNISSUED GROSS DEBT | | Balance January 1, 1985 | 3,212.28 |
| Welfare-Public Assistance | 589.72 | School | 622,567 | Transfer From Taxes | 6,523.81 |
| Hospitals, Clinics, First Aid | | Self-liquidating | 203,000 | Redeemed in 1985 | |
| Animal, Insect, & Rodent Control | 500.00 | Other | 150,686 | Cancelled, Abated or Adjusted (1985) | |
| Other Welfare Services | | Total | 976,254 | Transfers to Foreclosed Property | |
| RECREATION and CONSERVATION | | ISSUED AND OUTSTANDING | | Balance December 31, 1985 | 9,736.09 |
| Beaches and Boardwalks | | School | 622,567.64 | PROPERTY ACQUIRED BY DEED OR | |
| Parks, Playgrounds, Shade Trees | 5,400.00 | Self-Liquidating | 3,000.00 | FORECLOSURE | |
| Land Reclamation & Conservation | 76.18 | Other | 140,000.00 | Balance January 1, 1985 | 45,100.00 |
| Other Recreational Services | 200.00 | Total | 765,567.64 | Transfers From Taxes or Liens | |
| EDUCATION (excluding schools) | | EQUALIZED VALUATION BASIS | | Sale for Cash (1985) | |
| Libraries | 9,061.00 | FOR NET DEBT COMPUTATION | 57,568,862 | Cancelled, Abated or Adjusted (1985) | |
| Other Educational Services | | REAL PROPERTY VALUATIONS | | Balance December 31, 1985 | 45,100.00 |
| STATUTORY EXPENDITURES | | Code Class # of Parcels % VAL'N | | CURRENT FINANCES DECEMBER 31, 1985 | |
| Pensions & F. I. C. A. | 33,929.52 | 1 Vacant Land | 171 3.98 | ASSETS | |
| Employee Fringe Benefits | 16,183.67 | 2 Residential | 741 93.44 | Cash Dec. 31, 1985 | 498,293.85 |
| Other Statutory Expenditures | 1,565.00 | 3 Farm | | Taxes Receivable | 65,628.36 |
| CETA And Other Public Employment Programs | | 4a Commercial | 12 2.43 | Tax Title Liens | 9,736.09 |
| MUNICIPAL FUNCTIONS TOTAL | 536,438.06 | 4b Industrial | | Foreclosed Property | 45,100.00 |
| CAPITAL IMPROVEMENTS *MEMO* | | 4c Apartments | 1 .16 | Emergencies & Other Deferred Charges | 10,800.00 |
| DEBT SERVICE | | Total | 925 | State and Federal Aid Receivable | |
| Principal Payments | 15,000.00 | Land Area .99 Sq. Miles | | Other Receivables | 4,761.25 |
| Interest Payments | 12,611.25 | Net Valuation Taxable-Municipal | 55,242,445 | Total | 634,319.55 |
| DEFERRED CHARGES | 15,400.00 | Net Valuation Taxable-County | 57,967,057 | LIABILITIES, RESERVES, AND SURPLUS | |
| SCHOOL, COUNTY, SPECIAL DISTRICT TAXES | 1,301,941.85 | State Equalized Valuation | 60,929,905 | Cash Liabilities | 352,731.38 |
| RESERVE FOR UNCOLLECTED TAXES | 80,730.00 | State Equalization Ratio | 90.59 | Reserves for Receivables | 125,225.70 |
| EXPENDITURES TOTAL | 1,962,121.16 | | | Surplus Dec. 31, 1985 | 156,362.47 |

1026
 Population 1980 **2,299**
 Population 1985 **2,268**
 S & P Rating
 Moody Rating

General Tax Rate Per \$100. **2.13**
 State Equalized Tax Rate **2.20**

WEST AMWELL TWP. - HUNTERDON CO.
Form of Government:
Township Committee
Number of Members on Governing Body - 3

PER CAPITA:
 Gross Debt
 Net Debt
 Debt Service
 Total Tax Levy
 Municipal Expenditures

921.44
358.64

PER CENT:
 Gross Debt
 Net Debt
 Tax Levy Collected **90.67**
 Tax Levy Cancelled, Abated
 or Adjusted **.59**

| EXPENDITURES | | REVENUES-REALIZED | | 1985 PROPERTY TAX | |
|---|---------------------|--|---------------------|--|--------------------------|
| GENERAL GOVERNMENT | | | | STATE EQUALIZED TAX RATE | |
| Governing Body & Public Boards | | 1985 Property Taxes Collected | 1,895,180.59 | Local District School Taxes | .68 636,232.50 |
| Municipal Clerk | | 1985 Payments in Lieu of Taxes | | Regional & Consolidated School Tax | .87 816,981.31 |
| Financial Administration | 16,115.00 | Delinquent Tax & Lien Collections | 181,595.28 | School Taxes in Municipal Budget | |
| Assessment of Taxes | 7,699.53 | Business Personalty Replacement Taxes | 30,141.96 | County Taxes | .43 405,482.01 |
| Collection of Taxes | 14,429.82 | Taxes from Public Utilities | 488,914.00 | County Library Taxes | .03 25,171.75 |
| Planning, Housing & Development | 12,620.04 | Other Miscellaneous Tax Revenues | | Local Municipal Purpose Taxes | .20 187,073.66 |
| Human Resources | 200.00 | State Aid Revenues | 15,437.84 | Veteran & Senior Citizen Taxes | 22,050.00 |
| Elections | | Federal Aid Revenues | | Total Taxes for Rate Computation | 2.21 2,092,991.23 |
| General Administration (other) | 78,973.00 | State and Local Fiscal Assistance Act Utilized | 11,822.61 | Special District Taxes | |
| JUDICIARY | 13,750.00 | Sale of Acquired Property | | Bank Corp. Taxes | 18,883.30 |
| Municipal Courts | | Other Miscellaneous Revenues | 133,266.42 | Added and Omitted Taxes | |
| PUBLIC SAFETY | 28,330.75 | Total | 2,756,358.70 | Total Taxes Levied - ABSTRACT | 2,089,824.53 |
| Fire Protection | | Prior Years Surplus Appropriated | 175,000.00 | Total Taxes Billed | 2,090,290.25 |
| Police Protection | 79,200.00 | REVENUES TOTAL | 2,931,358.70 | 1985 TAXES COLLECTED | 1,895,180.59 |
| Civil Defense & Disaster Control | 500.00 | Reserve For Uncollected Taxes | 208,481.13 | 1985 Taxes Cancelled, Abated or Adjusted | 12,294.38 |
| Environmental Inspection & Control | 9,837.02 | CAPITAL OUTLAY TOTAL | 33,418.90 | Transfer to Tax Title Liens or Foreclosed | 15,290.27 |
| Other Public Safety | | Public Enterprises | | Balance Outstanding Dec. 31, 1985 | 167,525.01 |
| PUBLIC WORKS | 224,185.21 | Recreation—Culture | 5,751.82 | PRIOR YEARS TAXES OUTSTANDING | |
| Streets and Drainage | | Public Works | 25,612.00 | Balance January 1, 1985 | 174,446.55 |
| Sewers and Sewage Processing | 38,000.00 | Buildings and Grounds | 2,055.08 | Collected in 1985 | 162,557.42 |
| Garbage and Trash Disposal | 19,598.76 | Library and Education | | Cancelled, Abated or Adjusted 1985 | |
| Public Buildings and Grounds | | Conservation | | Transfers to Tax Title Liens or Foreclosed | 211.32 |
| Other Public Works | | All Other | | Balance December 31, 1985 | 11,677.81 |
| HEALTH and WELFARE | 1,250.00 | | | TAX TITLE LIENS OUTSTANDING | |
| Health Services Except Environmental | 838.00 | | | Balance January 1, 1985 | 48,963.05 |
| Welfare-Public Assistance | | | | Transfer From Taxes | 14,436.22 |
| Hospitals, Clinics, First Aid | | | | Redeemed in 1985 | 19,037.86 |
| Animal, Insect, & Rodent Control | | | | Cancelled, Abated or Adjusted (1985) | |
| Other Welfare Services | | | | Transfers to Foreclosed Property | |
| RECREATION and CONSERVATION | | | | Balance December 31, 1985 | 44,361.41 |
| Beaches and Boardwalks | | | | PROPERTY ACQUIRED BY DEED OR | |
| Parks, Playgrounds, Shade Trees | 6,500.00 | | | FORECLOSURE | |
| Land Reclamation & Conservation | 6,600.00 | | | Balance January 1, 1985 | 43,340.37 |
| Other Recreational Services | 2,550.00 | | | Transfers From Taxes or Liens | |
| EDUCATION (excluding schools) | | | | Sale for Cash (1985) | |
| Libraries | | | | Cancelled, Abated or Adjusted (1985) | 1,065.37 |
| Other Educational Services | | | | Balance December 31, 1985 | 42,275.00 |
| STATUTORY EXPENDITURES | 26,775.00 | | | CURRENT FINANCES DECEMBER 31, 1985 | |
| Pensions & F. I. C. A. | 8,400.00 | | | ASSETS | |
| Employee Fringe Benefits | 1,500.00 | | | Cash Dec. 31, 1985 | 1,178,709.61 |
| Other Statutory Expenditures | | | | Taxes Receivable | 179,202.82 |
| CETA And Other Public Employment Programs | | | | Tax Title Liens | 44,361.41 |
| MUNICIPAL FUNCTIONS | 597,852.13 | | | Foreclosed Property | 42,275.00 |
| CAPITAL IMPROVEMENTS | 30,000.00 | | | Emergencies & Other Deferred Charges | 41,306.26 |
| DEBT SERVICE | | | | State and Federal Aid Receivable | 538.97 |
| Principal Payments | | | | Other Receivables | 10,559.31 |
| Interest Payments | | | | Total | 1,496,953.38 |
| DEFERRED CHARGES | 7,063.88 | | | LIABILITIES, RESERVES, AND SURPLUS | |
| SCHOOL, COUNTY, SPECIAL DISTRICT TAXES | 1,883,867.57 | | | Cash Liabilities | 132,754.82 |
| RESERVE FOR UNCOLLECTED TAXES | 208,481.13 | | | Reserves for Receivables | 276,398.54 |
| EXPENDITURES TOTAL | 2,697,264.71 | | | Surplus Dec. 31, 1985 | 1,087,800.02 |
| | | | | Total | 1,496,953.38 |

0721

Population 1980 **11,407**
 Population 1985 **11,453**
 S & P Rating
 Moody Rating

General Tax Rate Per \$100.

5.32

State Equalized Tax Rate

2.71

WEST CALDWELL TOWNSHIP - ESSEX CO.

Form of Government:

Borough Council

Number of Members on Governing Body - 6

PER CAPITA:

Gross Debt **446.64**
 Net Debt **292.84**
 Debt Service **43.50**
 Total Tax Levy **1,359.63**
 Municipal Expenditures **498.60**

PER CENT:

Gross Debt **.98**
 Net Debt **.65**
 Tax Levy Collected **98.04**
 Tax Levy Cancelled, Abated or Adjusted **.09**

| EXPENDITURES | | REVENUES-REALIZED | | 1985 PROPERTY TAX | |
|---|----------------------|--|-----------------------|--|----------------------|
| GENERAL GOVERNMENT | | | | STATE EQUALIZED TAX RATE 1.31 | 7,511,467.67 |
| Governing Body & Public Boards | | 1985 Property Taxes Collected | 15,257,243.50 | Local District School Taxes | |
| Municipal Clerk | 59,868.00 | 1985 Payments in Lieu of Taxes | | Regional & Consolidated School Tax | |
| Financial Administration | 68,087.00 | Delinquent Tax & Lien Collections | 194,821.84 | School Taxes in Municipal Budget | |
| Assessment of Taxes | 41,503.50 | Business Personalty Replacement Taxes | 242,160.08 | County Taxes | 1.02 |
| Collection of Taxes | 38,536.00 | Taxes from Public Utilities | 1,140,138.00 | County Library Taxes | |
| Planning, Housing & Development | 10,856.83 | Other Miscellaneous Tax Revenues | | Local Municipal Purpose Taxes | .37 |
| Human Resources | 3,375.00 | State Aid Revenues | 106,397.44 | Veteran & Senior Citizen Taxes | 82,350.00 |
| Elections | 686,273.00 | Federal Aid Revenues | | Total Taxes for Rate Computation | 2.70 |
| General Administration (other) | | State and Local Fiscal Assistance Act Utilized | 99,340.00 | Special District Taxes | |
| JUDICIARY | | Sale of Acquired Property | 982,527.19 | Bank Corp. Taxes | 38,680.11 |
| Municipal Courts | 66,784.00 | Other Miscellaneous Revenues | 18,022,628.05 | Added and Omitted Taxes | 85,949.45 |
| PUBLIC SAFETY | | Total | 18,022,628.05 | Total Taxes Levied - ABSTRACT | 15,571,856.23 |
| Fire Protection | 36,650.00 | Prior Years Surplus Appropriated | 907,000.00 | Total Taxes Billed | 15,561,962.45 |
| Police Protection | 1,080,900.00 | REVENUES TOTAL | 18,929,628.05 | 1985 TAXES COLLECTED | 15,257,243.50 |
| Civil Defense & Disaster Control | 3,200.00 | Reserve For Uncollected Taxes | 782,220.91 | 1985 Taxes Cancelled, Abated or Adjusted | 14,394.59 |
| Environmental Inspection & Control | | CAPITAL OUTLAY TOTAL | 567,357.26 | Transfer to Tax Title Liens or Foreclosed | 2,734.48 |
| Other Public Safety | | Public Enterprises | 48,957.48 | Balance Outstanding Dec. 31, 1985 | 287,589.88 |
| PUBLIC WORKS | | Recreation—Culture | 16,826.86 | PRIOR YEARS TAXES OUTSTANDING | |
| Streets and Drainage | 356,631.00 | Public Works | 243,197.02 | Balance January 1, 1985 | 219,991.79 |
| Sewers and Sewage Processing | 685,747.00 | Buildings and Grounds | 242,190.94 | Collected in 1985 | 192,245.27 |
| Garbage and Trash Disposal | 77,300.00 | Library and Education | 16,184.96 | Cancelled, Abated or Adjusted 1985 | 25,203.95 |
| Public Buildings and Grounds | 41,000.00 | Conservation | | Transfers to Tax Title Liens or Foreclosed | |
| Other Public Works | | All Other | | Balance December 31, 1985 | 2,542.57 |
| HEALTH and WELFARE | | CAPITAL DEBT AUTHORIZED, DECEMBER 31, 1985 | | TAX TITLE LIENS OUTSTANDING | |
| Health Services Except Environmental | 60,390.00 | ISSUED AND UNISSUED | | Balance January 1, 1985 | 17,784.27 |
| Welfare-Public Assistance | 12,151.00 | School | 1,064,818 | Transfer From Taxes | 2,734.48 |
| Hospitals, Clinics, First Aid | | Self-liquidating | 757,650 | Redeemed in 1985 | 2,576.57 |
| Animal, Insect, & Rodent Control | | Other | 3,292,842 | Cancelled, Abated or Adjusted (1985) | |
| Other Welfare Services | | Total | 5,115,311 | Transfers to Foreclosed Property | |
| RECREATION and CONSERVATION | | ISSUED AND OUTSTANDING | | Balance December 31, 1985 | 17,942.18 |
| Beaches and Boardwalks | 263,062.00 | School | 1,064,818.70 | PROPERTY ACQUIRED BY DEED OR FORECLOSURE | |
| Parks, Playgrounds, Shade Trees | 1,150.00 | Self-Liquidating | 746,000.00 | Balance January 1, 1985 | 108,200.00 |
| Land Reclamation & Conservation | 3,143.17 | Other | 2,798,000.00 | Transfers From Taxes or Liens | |
| Other Recreational Services | | Total | 4,608,818.70 | Sale for Cash (1985) | |
| EDUCATION (excluding schools) | | EQUALIZED VALUATION BASIS | | Cancelled, Abated or Adjusted (1985) | 87,000.00 |
| Libraries | 221,500.00 | FOR NET DEBT COMPUTATION | 519,509,146 | Balance December 31, 1985 | 21,200.00 |
| Other Educational Services | | REAL PROPERTY VALUATIONS | | CURRENT FINANCES DECEMBER 31, 1985 | |
| STATUTORY EXPENDITURES | | Code Class # of Parcels % VAL'N | | ASSETS | |
| Pensions & F. I. C. A. | 337,806.37 | 1 Vacant Land 135 1.68 | 4,860,500.00 | Cash Dec. 31, 1985 | 1,370,335.59 |
| Employee Fringe Benefits | 151,800.00 | 2 Residential 3372 64.26 | 186,089,900.00 | Taxes Receivable | 290,132.45 |
| Other Statutory Expenditures | | 3 Farm 7 .03 | 72,700.00 | Tax Title Liens | 17,942.18 |
| CETA And Other Public Employment Programs | | 4a Commercial 85 10.31 | 29,848,500.00 | Foreclosed Property | 21,200.00 |
| MUNICIPAL FUNCTIONS TOTAL | 4,307,713.87 | 4b Industrial 62 22.70 | 65,732,600.00 | Emergencies & Other Deferred Charges | 67,200.00 |
| CAPITAL IMPROVEMENTS *MEMO* | 35,000.00 | 4c Apartments 6 1.03 | 2,974,000.00 | State and Federal Aid Receivable | 419.35 |
| DEBT SERVICE | | Total 3667 | 289,578,200.00 | Other Receivables | 122,165.06 |
| Principal Payments | 295,481.42 | Land Area 5.04 Sq. Miles | | Total | 1,889,394.63 |
| Interest Payments | 202,736.20 | Net Valuation Taxable-Municipal | 290,902,500 | LIABILITIES, RESERVES, AND SURPLUS | |
| DEFERRED CHARGES | 122,358.58 | Net Valuation Taxable-County | 538,696,705 | Cash Liabilities | 636,794.47 |
| SCHOOL, COUNTY, SPECIAL DISTRICT TAXES | 13,320,744.31 | State Equalized Valuation | 570,016,759 | Reserves for Receivables | 451,439.69 |
| RESERVE FOR UNCOLLECTED TAXES | 782,220.91 | State Equalization Ratio | 50.92 | Surplus Dec. 31, 1985 | 801,160.47 |
| EXPENDITURES TOTAL | 19,031,255.29 | | | Total | 1,889,394.63 |

0512
Population 1980 1,091
Population 1985 1,230
S & P Rating
Moody Rating

General Tax Rate Per \$100. 1.98
State Equalized Tax Rate 1.75

WEST CAPE MAY BORO. - CAPE MAY CO.
Form of Government:
Commission (1911)
Number of Members on Governing Body - 3

PER CAPITA:
Gross Debt 114.95
Net Debt 38.70
Debt Service 11.13
Total Tax Levy 600.72
Municipal Expenditures 329.88
PER CENT:
Gross Debt .38
Net Debt .13
Tax Levy Collected 88.24
Tax Levy Cancelled, Abated or Adjusted

| EXPENDITURES | | REVENUES-REALIZED | | 1985 PROPERTY TAX | |
|---|--------------|--|---------------|--|------------|
| GENERAL GOVERNMENT | | | | STATE EQUALIZED TAX RATE | |
| Governing Body & Public Boards | | 1985 Property Taxes Collected | 650,605.32 | Local District School Taxes .40 | 165,918.00 |
| Municipal Clerk | | 1985 Payments in Lieu of Taxes | | Regional & Consolidated School Tax .63 | 262,002.40 |
| Financial Administration | 14,220.12 | Delinquent Tax & Lien Collections | 64,488.85 | School Taxes in Municipal Budget | |
| Assessment of Taxes | 5,980.85 | Business Personalty Replacement Taxes | 4,803.48 | County Taxes | 165,137.40 |
| Collection of Taxes | 100.00 | Taxes from Public Utilities | 84,445.00 | County Library Taxes | 9,877.54 |
| Planning, Housing & Development | 660.00 | Other Miscellaneous Tax Revenues | | Local Municipal Purpose Taxes | 124,624.28 |
| Human Resources | | State Aid Revenues | 6,909.95 | Veteran & Senior Citizen Taxes | 19,050.00 |
| Elections | 2,274.98 | Federal Aid Revenues | | Total Taxes for Rate Computation 1.75 | 746,609.62 |
| General Administration (other) | 50,927.21 | State and Local Fiscal Assistance Act Utilized | 10,219.01 | Special District Taxes | |
| JUDICIARY | | Sale of Acquired Property | | Bank Corp. Taxes | 1,477.03 |
| Municipal Courts | 6,205.70 | Other Miscellaneous Revenues | 64,522.25 | Added and Omitted Taxes | 9,851.22 |
| PUBLIC SAFETY | | Total | 885,993.86 | Total Taxes Levied - ABSTRACT | 738,887.87 |
| Fire Protection | 7,708.93 | Prior Years Surplus Appropriated | 96,000.00 | Total Taxes Billed | 737,355.09 |
| Police Protection | 76,731.37 | REVENUES TOTAL | 981,993.86 | 1985 TAXES COLLECTED | 650,605.32 |
| Civil Defense & Disaster Control | 410.00 | Reserve For Uncollected Taxes | 100,443.64 | 1985 Taxes Cancelled, Abated or Adjusted | |
| Environmental Inspection & Control | 8,218.55 | | | Transfer to Tax Title Liens or Foreclosed | 12,682.27 |
| Other Public Safety | | CAPITAL OUTLAY TOTAL | 717.50 | Balance Outstanding Dec. 31, 1985 | 74,067.50 |
| PUBLIC WORKS | | | | PRIOR YEARS TAXES OUTSTANDING | |
| Streets and Drainage | 27,722.54 | Public Enterprises | | Balance January 1, 1985 | 60,056.23 |
| Sewers and Sewage Processing | | Recreation—Culture | | Collected in 1985 | 58,943.89 |
| Garbage and Trash Disposal | 690.00 | Public Works | | Cancelled, Abated or Adjusted 1985 | 398.54 |
| Public Buildings and Grounds | 20,975.17 | Buildings and Grounds | 717.50 | Transfers to Tax Title Liens or Foreclosed | 1.85 |
| Other Public Works | | Library and Education | | Balance December 31, 1985 | 711.95 |
| HEALTH and WELFARE | | Conservation | | TAX TITLE LIENS OUTSTANDING | |
| Health Services Except Environmental | 300.00 | All Other | | Balance January 1, 1985 | 39,513.90 |
| Welfare-Public Assistance | 2,450.00 | | | Transfer From Taxes | 12,729.12 |
| Hospitals, Clinics, First Aid | | CAPITAL DEBT AUTHORIZED, DECEMBER 31, 1985 | | Redeemed in 1985 | 5,544.96 |
| Animal, Insect, & Rodent Control | | ISSUED AND UNISSUED | | Cancelled, Abated or Adjusted (1985) | |
| Other Welfare Services | | School | 93,789 | Transfers to Foreclosed Property | |
| RECREATION and CONSERVATION | | Self-Liquidating | 47,600 | Balance December 31, 1985 | 46,698.06 |
| Beaches and Boardwalks | | Other | 47,600 | PROPERTY ACQUIRED BY DEED OR | |
| Parks, Playgrounds, Shade Trees | | Total | 141,389 | FORECLOSURE | |
| Land Reclamation & Conservation | | | | Balance January 1, 1985 | 8,582.00 |
| Other Recreational Services | 200.00 | ISSUED AND OUTSTANDING | | Transfers From Taxes or Liens | |
| EDUCATION (excluding schools) | | School | 84,206.05 | Sale for Cash (1985) | |
| Libraries | | Self-Liquidating | | Cancelled, Abated or Adjusted (1985) | |
| Other Educational Services | | Other | 40,000.00 | Balance December 31, 1985 | 8,582.00 |
| Other Educational Services | | Total | 124,206.05 | CURRENT FINANCES DECEMBER 31, 1985 | |
| STATUTORY EXPENDITURES | | EQUALIZED VALUATION BASIS | | ASSETS | |
| Pensions & F. I. C. A. | 13,063.80 | FOR NET DEBT COMPUTATION | 36,771,827 | Cash Dec. 31, 1985 | 432,890.05 |
| Employee Fringe Benefits | 9,176.61 | REAL PROPERTY VALUATIONS | | Taxes Receivable | 74,779.45 |
| Other Statutory Expenditures | 1,700.00 | Code Class # of Parcels % VAL'N | | Tax Title Liens | 46,698.06 |
| CETA And Other Public Employment Programs | | 1 Vacant Land 178 4.55 | 1,659,150.00 | Foreclosed Property | 8,582.00 |
| MUNICIPAL FUNCTIONS TOTAL | 249,715.83 | 2 Residential 676 85.71 | 31,268,750.00 | Emergencies & Other Deferred Charges | 58,680.58 |
| CAPITAL IMPROVEMENTS *MEMO* | 6,000.00 | 3 Farm 25 1.44 | 523,600.00 | State and Federal Aid Receivable | |
| DEBT SERVICE | | 4a Commercial 89 8.31 | 3,032,000.00 | Other Receivables | 63,243.94 |
| Principal Payments | 11,800.00 | 4b Industrial | | Total | 684,874.08 |
| Interest Payments | 1,890.37 | 4c Apartments | | LIABILITIES, RESERVES, AND SURPLUS | |
| | | Total | 968 | Cash Liabilities | 351,573.80 |
| DEFERRED CHARGES | 41,897.37 | Land Area 1.30 Sq. Miles | | Reserves for Receivables | 193,303.45 |
| SCHOOL, COUNTY, SPECIAL DISTRICT TAXES | 602,935.34 | Net Valuation Taxable-Municipal | 36,835,548 | Surplus Dec. 31, 1985 | 139,996.83 |
| RESERVE FOR UNCOLLECTED TAXES | 100,443.64 | Net Valuation Taxable-County | 39,510,144 | | |
| EXPENDITURES TOTAL | 1,008,682.55 | State Equalized Valuation | 41,608,974 | | |
| | | State Equalization Ratio | 88.43 | | |

0820

Population 1980 **18,002**
 Population 1985 **18,143**
 S & P Rating
 Moody Rating **A**

General Tax Rate Per \$100.

2.64

State Equalized Tax Rate

2.27**WEST DEPTFORD TWP. - GLOUCESTER CO.****Form of Government:****Township Committee****Number of Members on Governing Body - 5**

PER CAPITA:

Gross Debt **523.65**
 Net Debt **250.48**
 Debt Service **32.38**
 Total Tax Levy **774.55**
 Municipal Expenditures **255.28**

PER CENT:

Gross Debt **1.63**
 Net Debt **.78**
 Tax Levy Collected **97.46**
 Tax Levy Cancelled, Abated or Adjusted

| EXPENDITURES | | REVENUES-REALIZED | | 1985 PROPERTY TAX | |
|---|-------------------------|--|-----------------------|--|----------------------|
| GENERAL GOVERNMENT | | | | STATE EQUALIZED TAX RATE | |
| Governing Body & Public Boards | | 1985 Property Taxes Collected | 13,699,346.54 | Local District School Taxes | 1.32 |
| Municipal Clerk | | 1985 Payments in Lieu of Taxes | 277,989.59 | Regional & Consolidated School Tax | |
| Financial Administration | 54,384.00 | Delinquent Tax & Lien Collections | 407,630.36 | School Taxes in Municipal Budget | |
| Assessment of Taxes | 105,729.00 | Business Personalty Replacement Taxes | 1,062,008.40 | County Taxes | .64 |
| Collection of Taxes | 50,303.00 | Taxes from Public Utilities | | County Library Taxes | |
| Planning, Housing & Development | 42,244.00 | Other Miscellaneous Tax Revenues | 111,815.13 | Local Municipal Purpose Taxes | .30 |
| Human Resources | | State Aid Revenues | | Veteran & Senior Citizen Taxes | |
| Elections | | Federal Aid Revenues | 71,838.00 | Total Taxes for Rate Computation | 2.26 |
| General Administration (other) | 524,088.00 | State and Local Fiscal Assistance Act Utilized | | Special District Taxes | |
| JUDICIARY | | Sale of Acquired Property | 820,695.36 | Bank Corp. Taxes | 37,755.06 |
| Municipal Courts | 44,578.00 | Other Miscellaneous Revenues | 16,451,323.38 | Added and Omitted Taxes | 268,235.85 |
| PUBLIC SAFETY | | Total | 17,067,075.09 | Total Taxes Levied - ABSTRACT | 14,052,664.62 |
| Fire Protection | 62,985.00 | Prior Years Surplus Appropriated | 615,751.71 | Total Taxes Billed | 14,055,739.60 |
| Police Protection | 1,022,241.00 | REVENUES | 17,067,075.09 | 1985 TAXES COLLECTED | 13,699,346.54 |
| Civil Defense & Disaster Control | 500.00 | Reserve For Uncollected Taxes | 352,706.42 | 1985 Taxes Cancelled, Abated or Adjusted | 604.05 |
| Environmental Inspection & Control | 84,603.00 | CAPITAL OUTLAY | 131,962.46 | Transfer to Tax Title Liens or Foreclosed | 3,959.25 |
| Other Public Safety | | Total | 12,322.00 | Balance Outstanding Dec. 31, 1985 | 351,829.76 |
| PUBLIC WORKS | | Public Enterprises | 98,708.08 | PRIOR YEARS TAXES OUTSTANDING | |
| Streets and Drainage | 511,586.00 | Recreation—Culture | 20,932.38 | Balance January 1, 1985 | 297,103.72 |
| Sewers and Sewage Processing | 467,060.00 | Public Works | | Collected in 1985 | 250,937.95 |
| Garbage and Trash Disposal | 101,254.00 | Buildings and Grounds | | Cancelled, Abated or Adjusted 1985 | 35,237.08 |
| Public Buildings and Grounds | 8,840.00 | Library and Education | | Transfers to Tax Title Liens or Foreclosed | 5,928.78 |
| Other Public Works | | Conservation | | Balance December 31, 1985 | 4,999.91 |
| HEALTH and WELFARE | | All Other | | TAX TITLE LIENS OUTSTANDING | |
| Health Services Except Environmental | 17,562.00 | CAPITAL DEBT AUTHORIZED, DECEMBER 31, 1985 | | Balance January 1, 1985 | 41,819.09 |
| Welfare-Public Assistance | 20,275.92 | ISSUED AND UNISSUED | | Transfer From Taxes | 10,510.74 |
| Hospitals, Clinics, First Aid | | School | 1,957,000 | Redeemed in 1985 | 27,051.64 |
| Animal, Insect, & Rodent Control | 22,370.00 | Self-liquidating | 2,999,000 | Cancelled, Abated or Adjusted (1985) | |
| Other Welfare Services | | Other | 4,544,500 | Transfers to Foreclosed Property | |
| RECREATION and CONSERVATION | | Total | 9,500,500 | Balance December 31, 1985 | 25,278.19 |
| Beaches and Boardwalks | | ISSUED AND OUTSTANDING | | PROPERTY ACQUIRED BY DEED OR | |
| Parks, Playgrounds, Shade Trees | 2,850.00 | School | 1,957,000.00 | FORECLOSURE | |
| Land Reclamation & Conservation | 51,725.00 | Self-Liquidating | 2,999,000.00 | Balance January 1, 1985 | 1,186,760.00 |
| Other Recreational Services | | Other | 3,261,000.00 | Transfers From Taxes or Liens | |
| EDUCATION (excluding schools) | | Total | 8,217,000.00 | Sale for Cash (1985) | 6,760.00 |
| Libraries | 172,635.00 | EQUALIZED VALUATION BASIS | | Cancelled, Abated or Adjusted (1985) | |
| Other Educational Services | | FOR NET DEBT COMPUTATION | 582,780,806 | Balance December 31, 1985 | 1,180,000.00 |
| STATUTORY EXPENDITURES | | REAL PROPERTY VALUATIONS | | CURRENT FINANCES DECEMBER 31, 1985 | |
| Pensions & F. I. C. A. | 323,500.00 | Code Class # of Parcels % VAL'N | | ASSETS | |
| Employee Fringe Benefits | | 1 Vacant Land 764 5.16 | 26,842,100.00 | Cash Dec. 31, 1985 | 4,429,698.04 |
| Other Statutory Expenditures | | 2 Residential 4556 42.91 | 223,037,200.00 | Taxes Receivable | 356,829.67 |
| CETA And Other Public Employment Programs | | 3 Farm 133 1.11 | 5,774,400.00 | Tax Title Liens | 25,278.19 |
| MUNICIPAL FUNCTIONS | 3,691,312.92 | 4a Commercial 221 20.53 | 106,681,600.00 | Foreclosed Property | 1,180,000.00 |
| CAPITAL IMPROVEMENTS | *MEMO* 40,000.00 | 4b Industrial 7 24.86 | 129,183,200.00 | Emergencies & Other Deferred Charges | 1,050,543.92 |
| DEBT SERVICE | | 4c Apartments 9 5.43 | 28,227,500.00 | State and Federal Aid Receivable | 8,111.51 |
| Principal Payments | 283,000.00 | Total 5690 | 519,746,000.00 | Other Receivables | 117,915.63 |
| Interest Payments | 304,509.85 | Land Area 16.18 Sq. Miles | | Total | 7,168,376.96 |
| DEFERRED CHARGES | | Net Valuation Taxable-Municipal | 522,253,930 | LIABILITIES, RESERVES, AND SURPLUS | |
| SCHOOL, COUNTY, SPECIAL DISTRICT TAXES | 11,925,883.84 | Net Valuation Taxable-County | 586,850,365 | Cash Liabilities | 3,723,980.29 |
| RESERVE FOR UNCOLLECTED TAXES | 352,706.42 | State Equalized Valuation | 608,070,425 | Reserves for Receivables | 2,730,023.49 |
| EXPENDITURES | 16,557,413.03 | State Equalization Ratio | 85.83 | Surplus Dec. 31, 1985 | 714,373.18 |
| TOTAL | | | | Total | 7,168,376.96 |

1353
 Population 1980 **7,380**
 Population 1985 **7,561**
 S & P Rating
 Moody Rating **A1**

General Tax Rate Per \$100.

2.45
 State Equalized Tax Rate
2.22

WEST LONG BRANCH BORO. - MON. CO.

Form of Government:

Borough Council

Number of Members on Governing Body - 6

PER CAPITA:

Gross Debt **258.99**
 Net Debt **237.89**
 Debt Service **33.56**
 Total Tax Levy **813.10**
 Municipal Expenditures **299.49**

PER CENT:

Gross Debt **.79**
 Net Debt **.73**
 Tax Levy Collected **96.35**
 Tax Levy Cancelled, Abated
 or Adjusted

| EXPENDITURES | | REVENUES-REALIZED | | 1985 PROPERTY TAX | |
|---|-------------------------|--|-----------------------|--|---------------------|
| GENERAL GOVERNMENT | | | | STATE EQUALIZED TAX RATE | |
| Governing Body & Public Boards | | 1985 Property Taxes Collected | 5,914,773.10 | Local District School Taxes | .75 |
| Municipal Clerk | | 1985 Payments in Lieu of Taxes | | Regional & Consolidated School Tax | .59 |
| Financial Administration | 13,500.00 | Delinquent Tax & Lien Collections | 174,409.03 | School Taxes in Municipal Budget | |
| Assessment of Taxes | 23,932.56 | Business Personalty Replacement Taxes | 125,630.92 | County Taxes | .51 |
| Collection of Taxes | 41,240.00 | Taxes from Public Utilities | 497,356.00 | County Library Taxes | .02 |
| Planning, Housing & Development | 13,547.66 | Other Miscellaneous Tax Revenues | | Local Municipal Purpose Taxes | .35 |
| Human Resources | 17,612.17 | State Aid Revenues | 68,105.25 | Veteran & Senior Citizen Taxes | |
| Elections | | Federal Aid Revenues | | Total Taxes for Rate Computation | 2.22 |
| General Administration (other) | 259,297.16 | State and Local Fiscal Assistance Act Utilized | 42,933.00 | Special District Taxes | |
| JUDICIARY | | Sale of Acquired Property | | Bank Corp. Taxes | 9,164.78 |
| Municipal Courts | 30,241.00 | Other Miscellaneous Revenues | 340,080.92 | Added and Omitted Taxes | 156,713.19 |
| PUBLIC SAFETY | | Total | 7,163,288.22 | Total Taxes Levied - ABSTRACT | 6,147,883.16 |
| Fire Protection | 86,159.32 | Prior Years Surplus Appropriated | 270,000.00 | Total Taxes Billed | 6,138,718.38 |
| Police Protection | 590,515.54 | REVENUES TOTAL | 7,433,288.22 | 1985 TAXES COLLECTED | 5,914,773.10 |
| Civil Defense & Disaster Control | 500.00 | Reserve For Uncollected Taxes | 180,159.55 | 1985 Taxes Cancelled, Abated or Adjusted | |
| Environmental Inspection & Control | 12,060.52 | | | Transfer to Tax Title Liens or Foreclosed | |
| Other Public Safety | | CAPITAL OUTLAY TOTAL | 328,242.49 | Balance Outstanding Dec. 31, 1985 | 223,945.28 |
| PUBLIC WORKS | | | | PRIOR YEARS TAXES OUTSTANDING | |
| Streets and Drainage | 224,472.00 | Public Enterprises | | Balance January 1, 1985 | 174,231.32 |
| Sewers and Sewage Processing | | Recreation—Culture | 6,047.50 | Collected in 1985 | 167,615.16 |
| Garbage and Trash Disposal | 171,200.00 | Public Works | 263,131.99 | Cancelled, Abated or Adjusted 1985 | |
| Public Buildings and Grounds | 33,748.00 | Buildings and Grounds | 59,063.00 | Transfers to Tax Title Liens or Foreclosed | |
| Other Public Works | | Library and Education | | Balance December 31, 1985 | 6,616.16 |
| HEALTH and WELFARE | | Conservation | | TAX TITLE LIENS OUTSTANDING | |
| Health Services Except Environmental | 21,885.00 | All Other | | Balance January 1, 1985 | 9,091.68 |
| Welfare-Public Assistance | 2,000.00 | CAPITAL DEBT AUTHORIZED, DECEMBER 31, 1985 | | Transfer From Taxes | |
| Hospitals, Clinics, First Aid | | ISSUED AND UNISSUED GROSS DEBT | | Redeemed in 1985 | 6,793.87 |
| Animal, Insect, & Rodent Control | 1,000.00 | School | 159,513 | Cancelled, Abated or Adjusted (1985) | |
| Other Welfare Services | | Self-liquidating | 1,798,713 | Transfers to Foreclosed Property | |
| RECREATION and CONSERVATION | | Other | 1,798,713 | Balance December 31, 1985 | 2,297.81 |
| Beaches and Boardwalks | | Total | 1,958,226 | PROPERTY ACQUIRED BY DEED OR | |
| Parks, Playgrounds, Shade Trees | 400.00 | ISSUED AND OUTSTANDING | | FORECLOSURE | |
| Land Reclamation & Conservation | 750.00 | School | 159,513.11 | Balance January 1, 1985 | 44,275.00 |
| Other Recreational Services | 28,884.00 | Self-liquidating | | Transfers From Taxes or Liens | |
| EDUCATION (excluding schools) | | Other | 1,640,379.00 | Sale for Cash (1985) | |
| Libraries | 49,660.00 | Total | 1,799,892.11 | Cancelled, Abated or Adjusted (1985) | |
| Other Educational Services | 100.00 | EQUALIZED VALUATION BASIS | | Balance December 31, 1985 | 44,275.00 |
| STATUTORY EXPENDITURES | | FOR NET DEBT COMPUTATION | 247,948,198 | CURRENT FINANCES DECEMBER 31, 1985 | |
| Pensions and F. I. C. A. | 123,143.54 | REAL PROPERTY VALUATIONS | | ASSETS | |
| Employee Fringe Benefits | 42,665.14 | Code Class # of Parcels % VAL'N | | Cash Dec. 31, 1985 | 595,016.06 |
| Other Statutory Expenditures | | 1 Vacant Land 192 2.30 | 5,577,100.00 | Taxes Receivable | 230,561.44 |
| CETA And Other Public Employment Programs | | 2 Residential 1977 80.01 | 194,114,200.00 | Tax Title Liens | 2,297.81 |
| MUNICIPAL FUNCTIONS | | 3 Farm 15 .25 | 597,600.00 | Foreclosed Property | 44,275.00 |
| TOTAL | 1,788,513.61 | 4a Commercial 93 16.26 | 39,445,200.00 | Emergencies & Other Deferred Charges | 111,669.37 |
| CAPITAL IMPROVEMENTS | *MEMO* 20,000.00 | 4b Industrial 3 .37 | 907,300.00 | State and Federal Aid Receivable | 1,935.50 |
| DEBT SERVICE | | 4c Apartments 21 .81 | 1,958,000.00 | Other Receivables | 65,352.87 |
| Principal Payments | 131,000.00 | Total | 242,599,400.00 | Total | 1,051,108.05 |
| Interest Payments | 122,719.32 | Land Area 2.83 Sq. Miles | | LIABILITIES, RESERVES, AND SURPLUS | |
| DEFERRED CHARGES | 42,087.24 | Net Valuation Taxable-Municipal | 243,737,467 | Cash Liabilities | 294,175.00 |
| SCHOOL, COUNTY, SPECIAL DISTRICT TAXES | 5,030,005.19 | Net Valuation Taxable-County | 261,076,103 | Reserves for Receivables | 342,487.12 |
| RESERVE FOR UNCOLLECTED TAXES | 180,159.55 | State Equalized Valuation | 268,435,775 | Surplus Dec. 31, 1985 | 414,445.93 |
| EXPENDITURES TOTAL | 7,294,484.91 | State Equalization Ratio | 90.76 | Total | 1,051,108.05 |

1615
 Population 1980 **22,750**
 Population 1985 **24,526**
 S & P Rating
 Moody Rating **BAA1**

General Tax Rate Per \$100.
7.34
 State Equalized Tax Rate
2.74

WEST MILFORD TWP. - PASSAIC COUNTY
Form of Government:
Council-Manager Plan D (OMCL 50)
Number of Members on Governing Body - 5

PER CAPITA:
 Gross Debt **845.42**
 Net Debt **329.66**
 Debt Service **31.53**
 Total Tax Levy **893.38**
 Municipal Expenditures **449.98**

PER CENT:
 Gross Debt **2.98**
 Net Debt **1.16**
 Tax Levy Collected **96.32**
 Tax Levy Cancelled, Abated or Adjusted **.08**

| EXPENDITURES | | REVENUES-REALIZED | | 1985 PROPERTY TAX | |
|--|---------------|--|--------------------|---|---------------|
| GENERAL GOVERNMENT | | | | STATE EQUALIZED TAX RATE 1.29 | |
| Governing Body & Public Boards | 104,241.00 | 1985 Property Taxes Collected | 21,087,167.14 | Local District School Taxes | 10,203,847.42 |
| Municipal Clerk | 169,205.64 | 1985 Payments in Lieu of Taxes | | Regional & Consolidated School Tax | |
| Financial Administration | 139,064.08 | Delinquent Tax & Lien Collections | 794,854.85 | School Taxes in Municipal Budget | |
| Assessment of Taxes | 98,235.00 | Business Personalty Replacement Taxes | 126,110.88 | County Taxes | 4,510,089.65 |
| Collection of Taxes | 120,931.92 | Taxes from Public Utilities | 1,500,640.00 | County Library Taxes | |
| Planning, Housing & Development | 126,758.62 | Other Miscellaneous Tax Revenues | | Local Municipal Purpose Taxes | 6,897,747.81 |
| Human Resources | 100,314.00 | State Aid Revenues | 475,267.25 | Veteran & Senior Citizen Taxes | 179,650.00 |
| Elections | 21,834.14 | Federal Aid Revenues | | Total Taxes for Rate Computation | 21,791,334.88 |
| General Administration (other) | 775,652.11 | State and Local Fiscal Assistance Act Utilized | 484,632.00 | Special District Taxes | |
| JUDICIARY | | Sale of Acquired Property | 1,150.00 | Bank Corp. Taxes | 23,372.57 |
| Municipal Courts | 83,248.00 | Other Miscellaneous Revenues | 1,481,360.45 | Added and Omitted Taxes | 276,048.75 |
| PUBLIC SAFETY | | Total | 25,951,182.57 | Total Taxes Levied - ABSTRACT | 21,911,106.20 |
| Fire Protection | 321,723.58 | Prior Years Surplus Appropriated | 302,000.00 | Total Taxes Billed | 21,892,404.39 |
| Police Protection | 1,751,879.00 | REVENUES TOTAL | 26,253,182.57 | 1985 TAXES COLLECTED | 21,087,167.14 |
| Civil Defense & Disaster Control | | Reserve For Uncollected Taxes | 1,062,251.08 | 1985 Taxes Cancelled, Abated or Adjusted | 16,571.83 |
| Environmental Inspection & Control | 137,771.00 | CAPITAL OUTLAY TOTAL | 5,044,908.18 | Transfer to Tax Title Liens or Foreclosed | 53,776.98 |
| Other Public Safety | | | | Balance Outstanding Dec. 31, 1985 | 734,888.44 |
| PUBLIC WORKS | | | | PRIOR YEARS TAXES OUTSTANDING | |
| Streets and Drainage | 1,685,578.00 | Public Enterprises | 79,632.44 | Balance January 1, 1985 | 738,653.74 |
| Sewers and Sewage Processing | 1,088,500.00 | Recreation—Culture | 538,139.40 | Collected in 1985 | 729,015.82 |
| Garbage and Trash Disposal | 30,000.00 | Public Works | 4,427,136.34 | Cancelled, Abated or Adjusted 1985 | |
| Public Buildings and Grounds | 151,592.00 | Buildings and Grounds | | Transfers to Tax Title Liens or Foreclosed | 1,828.80 |
| Other Public Works | | Library and Education | | Balance December 31, 1985 | 7,809.12 |
| HEALTH and WELFARE | | Conservation | | TAX TITLE LIENS OUTSTANDING | |
| Health Services Except Environmental | 213,876.00 | All Other | | Balance January 1, 1985 | 198,038.87 |
| Welfare-Public Assistance | 24,283.48 | CAPITAL DEBT AUTHORIZED, DECEMBER 31, 1985 | | Transfer From Taxes | 51,472.01 |
| Hospitals, Clinics, First Aid | | ISSUED AND UNISSUED GROSS DEBT | | Redeemed in 1985 | 65,839.03 |
| Animal, Insect, & Rodent Control | 27,097.00 | School | 6,028,000 | Cancelled, Abated or Adjusted (1985) | |
| Other Welfare Services | | Self-liquidating | 14,706,795 | Transfers to Foreclosed Property | 15,852.77 |
| RECREATION and CONSERVATION | | Other | 8,085,310 | Balance December 31, 1985 | 167,819.08 |
| Beaches and Boardwalks | | Total | 20,734,795 | PROPERTY ACQUIRED BY DEED OR FORECLOSURE | |
| Parks, Playgrounds, Shade Trees | 20,000.00 | ISSUED AND OUTSTANDING | | Balance January 1, 1985 | 800,995.49 |
| Land Reclamation & Conservation | 306,566.00 | School | 6,028,000.00 | Transfers From Taxes or Liens | 20,704.51 |
| Other Recreational Services | | Self-Liquidating | 14,430,900.00 | Sale for Cash (1985) | 18,050.00 |
| EDUCATION (excluding schools) | | Other | 20,458,900.00 | Cancelled, Abated or Adjusted (1985) | 11,750.00 |
| Libraries | 129,072.00 | Total | | Balance December 31, 1985 | 791,900.00 |
| Other Educational Services | | EQUALIZED VALUATION BASIS | | CURRENT FINANCES DECEMBER 31, 1985 | |
| STATUTORY EXPENDITURES | | FOR NET DEBT COMPUTATION | 696,528,175 | ASSETS | |
| Pensions & F. I. C. A. | 530,297.54 | REAL PROPERTY VALUATIONS | | Cash Dec. 31, 1985 | 3,100,242.94 |
| Employee Fringe Benefits | 236,260.00 | Code Class # of Parcels % VAL'N | ASSESSED VALUATION | Taxes Receivable | 742,697.56 |
| Other Statutory Expenditures | 7,000.00 | 1 Vacant Land 3745 13.13 | 38,152,700.00 | Tax Title Liens | 167,819.08 |
| CETA And Other Public Employment Programs | | 2 Residential 7965 78.21 | 227,242,200.00 | Foreclosed Property | 791,900.00 |
| MUNICIPAL FUNCTIONS | | 3 Farm 127 .71 | 2,060,100.00 | Emergencies & Other Deferred Charges | 92,545.60 |
| CAPITAL IMPROVEMENTS *MEMO* | | 4a Commercial 270 6.54 | 19,005,400.00 | State and Federal Aid Receivable | 20,198.49 |
| DEBT SERVICE | | 4b Industrial 26 1.31 | 3,819,100.00 | Other Receivables | 171,867.23 |
| Principal Payments | 235,000.00 | 4c Apartments 2 .10 | 287,000.00 | Total | 5,087,270.90 |
| Interest Payments | 538,304.26 | Total 12135 | 290,566,500.00 | LIABILITIES, RESERVES, AND SURPLUS | |
| DEFERRED CHARGES | | Land Area 78.30 Sq. Miles | | Cash Liabilities | 1,645,725.30 |
| SCHOOL, COUNTY, SPECIAL DISTRICT TAXES | | Net Valuation Taxable-Municipal | 294,500,758 | Reserves for Receivables | 1,733,910.16 |
| RESERVE FOR UNCOLLECTED TAXES | | Net Valuation Taxable-County | 709,090,343 | Surplus Dec. 31, 1985 | 1,707,635.44 |
| EXPENDITURES | | State Equalized Valuation | 783,350,835 | Total | 5,087,270.90 |
| TOTAL | 25,750,078.41 | State Equalization Ratio | 37.28 | | |

| | |
|-----------------------------|-------|
| General Tax Rate Per \$100. | 11.22 |
| State Equalized Tax Rate | 4.51 |

Number of Members on Governing Body – 5

| | |
|------------------------|--------|
| Gross Debt | 266.15 |
| Net Debt | 126.94 |
| Debt Service | 42.24 |
| Total Tax Levy | 492.26 |
| Municipal Expenditures | 514.34 |

| | |
|---|-------|
| Gross Debt | 2.86 |
| Net Debt | 1.37 |
| Tax Levy Collected | 95.12 |
| Tax Levy Cancelled, Abated or Adjusted | .29 |

1985/3000

0722
Population 1980 39,510
Population 1985 40,753
S & P Rating
Moody Rating AA

General Tax Rate Per \$100. 3.35
State Equalized Tax Rate 3.19

WEST ORANGE TOWNSHIP - ESSEX CO.
Form of Government:
Mayor-Council Plan B (OMCL 50)
Number of Members on Governing Body - 5

PER CAPITA:
Gross Debt 457.78
Net Debt 302.67
Debt Service 28.64
Total Tax Levy 1,094.88
Municipal Expenditures 500.59

PER CENT:
Gross Debt 1.54
Net Debt 1.02
Tax Levy Collected 97.28
Tax Levy Cancelled, Abated or Adjusted .70

| EXPENDITURES | | REVENUES-REALIZED | | 1985 PROPERTY TAX | |
|---|---------------|--|--------------------|--|--------------------|
| GENERAL GOVERNMENT | | | | STATE EQUALIZED TAX RATE | |
| Governing Body & Public Boards | 103,354.00 | 1985 Property Taxes Collected | 43,449,457.44 | Local District School Taxes | 1.45 20,237,623.50 |
| Municipal Clerk | 84,192.00 | 1985 Payments in Lieu of Taxes | 656,228.17 | Regional & Consolidated School Tax | |
| Financial Administration | 179,241.00 | Delinquent Tax & Lien Collections | 686,421.12 | School Taxes in Municipal Budget | |
| Assessment of Taxes | 141,198.00 | Business Personalty Replacement Taxes | 3,345,533.00 | County Taxes | .98 13,661,635.29 |
| Collection of Taxes | 108,584.00 | Taxes from Public Utilities | 786,970.18 | County Library Taxes | |
| Planning, Housing & Development | 20,800.00 | Other Miscellaneous Tax Revenues | 468,217.34 | Local Municipal Purpose Taxes | .74 10,325,122.89 |
| Human Resources | 213,398.83 | State Aid Revenues | 2,701,581.61 | Veteran & Senior Citizen Taxes | 295,450.00 |
| Elections | 14,000.00 | Federal Aid Revenues | 52,094,408.86 | Total Taxes for Rate Computation | 3.17 44,519,831.68 |
| General Administration (other) | 1,519,592.16 | State and Local Fiscal Assistance Act Utilized | 2,250,000.00 | Special District Taxes | |
| JUDICIARY | 120,286.00 | Sale of Acquired Property | 54,344,408.86 | Bank Corp. Taxes | 83,957.61 |
| Municipal Courts | | Other Miscellaneous Revenues | 1,719,497.31 | Added and Omitted Taxes | 311,279.40 |
| PUBLIC SAFETY | 2,972,233.00 | Total | 823,219.04 | Total Taxes Levied - ABSTRACT | 44,619,618.69 |
| Fire Protection | 3,437,248.75 | Prior Years Surplus Appropriated | | Total Taxes Billed | 44,665,138.70 |
| Police Protection | 14,550.00 | REVENUES | 54,344,408.86 | 1985 TAXES COLLECTED | 43,449,457.44 |
| Civil Defense & Disaster Control | 193,384.00 | Reserve For Uncollected Taxes | | 1985 Taxes Cancelled, Abated or Adjusted | 314,740.36 |
| Environmental Inspection & Control | | CAPITAL OUTLAY | | Transfer to Tax Title Liens or Foreclosed | 329,656.75 |
| Other Public Safety | | TOTAL | | Balance Outstanding Dec. 31, 1985 | 571,284.15 |
| PUBLIC WORKS | 1,028,158.00 | Public Enterprises | 10,785.00 | PRIOR YEARS TAXES OUTSTANDING | |
| Streets and Drainage | 558,733.00 | Recreation—Culture | 543,201.54 | Balance January 1, 1985 | 787,793.65 |
| Sewers and Sewage Processing | 1,002,925.00 | Public Works | 269,232.50 | Collected in 1985 | 621,571.12 |
| Garbage and Trash Disposal | 60,175.00 | Buildings and Grounds | | Cancelled, Abated or Adjusted 1985 | 24,565.57 |
| Public Buildings and Grounds | 1,458,695.00 | Library and Education | | Transfers to Tax Title Liens or Foreclosed | 141,656.96 |
| Other Public Works | | Conservation | | Balance December 31, 1985 | |
| HEALTH and WELFARE | 346,812.50 | All Other | | TAX TITLE LIENS OUTSTANDING | |
| Health Services Except Environmental | 112,281.00 | CAPITAL DEBT AUTHORIZED, DECEMBER 31, 1985 | | Balance January 1, 1985 | 47,496.46 |
| Welfare-Public Assistance | 61,459.00 | ISSUED AND UNISSUED | | Transfer From Taxes | 494,222.09 |
| Hospitals, Clinics, First Aid | 46,863.00 | School | 1,714,000 | Redeemed in 1985 | 34,657.05 |
| Animal, Insect, & Rodent Control | 21,612.00 | Self-liquidating | 16,941,891 | Cancelled, Abated or Adjusted (1985) | 405.38 |
| Other Welfare Services | | Other | 12,334,626 | Transfers to Foreclosed Property | 2,388.45 |
| RECREATION and CONSERVATION | 492,889.00 | Total | 12,334,626 | Balance December 31, 1985 | 504,267.67 |
| Beaches and Boardwalks | 1,525.00 | ISSUED AND OUTSTANDING | | PROPERTY ACQUIRED BY DEED OR | |
| Parks, Playgrounds, Shade Trees | 125,630.00 | School | 1,714,000.00 | FORECLOSURE | |
| Land Reclamation & Conservation | | Self-Liquidating | 16,237,815.00 | Balance January 1, 1985 | 661,943.55 |
| Other Recreational Services | | Other | 17,951,815.00 | Transfers From Taxes or Liens | 2,388.45 |
| EDUCATION (excluding schools) | 660,000.00 | Total | | Sale for Cash (1985) | 86,500.00 |
| Libraries | 200.00 | EQUALIZED VALUATION BASIS | | Cancelled, Abated or Adjusted (1985) | 259,500.00 |
| Other Educational Services | | FOR NET DEBT COMPUTATION | 1,212,864,284 | Balance December 31, 1985 | 318,332.00 |
| STATUTORY EXPENDITURES | 1,743,722.00 | REAL PROPERTY VALUATIONS | | CURRENT FINANCES DECEMBER 31, 1985 | |
| Pensions & F. I. C. A. | 612,000.00 | Code Class # of Parcels % VAL'N | ASSESSED VALUATION | ASSETS | |
| Employee Fringe Benefits | 1,000.00 | 1 Vacant Land 642 3.12 | 40,977,200.00 | Cash Dec. 31, 1985 | 16,378,787.00 |
| Other Statutory Expenditures | | 2 Residential 10407 73.48 | 964,323,900.00 | Taxes Receivable | 571,284.15 |
| CETA And Other Public Employment Programs | 17,456,741.24 | 3 Farm 2 .01 | 169,700.00 | Tax Title Liens | 504,267.67 |
| MUNICIPAL FUNCTIONS | 155,100.00 | 4a Commercial 409 16.60 | 217,911,700.00 | Foreclosed Property | 318,332.00 |
| CAPITAL IMPROVEMENTS *MEMO* | | 4b Industrial 55 2.07 | 27,128,200.00 | Emergencies & Other Deferred Charges | 109,000.00 |
| DEBT SERVICE | | 4c Apartments 46 4.71 | 61,836,000.00 | State and Federal Aid Receivable | 14,141.82 |
| Principal Payments | 558,200.00 | Total 11561 | 1,312,346,700.00 | Other Receivables | 420,435.47 |
| Interest Payments | 609,014.61 | Land Area 12.10 Sq. Miles | | Total | 18,316,248.11 |
| DEFERRED CHARGES | 57,000.00 | Net Valuation Taxable-Municipal | 1,323,995,800 | LIABILITIES, RESERVES, AND SURPLUS | |
| SCHOOL, COUNTY, SPECIAL DISTRICT TAXES | 33,899,258.79 | Net Valuation Taxable-County | 1,269,370,641 | Cash Liabilities | 12,380,418.37 |
| RESERVE FOR UNCOLLECTED TAXES | 1,719,497.31 | State Equalized Valuation | 1,390,743,993 | Reserves for Receivables | 1,677,559.42 |
| EXPENDITURES | 54,299,711.95 | State Equalization Ratio | 95.16 | Surplus Dec. 31, 1985 | 4,258,270.32 |
| TOTAL | | | | Total | 18,316,248.11 |

1616
 Population 1980 **11,293**
 Population 1985 **11,463**
 S & P Rating
 Moody Rating **A**

General Tax Rate Per \$100.
2.51
 State Equalized Tax Rate
2.06

WEST PATERSON BOROUGH - PASSAIC CO.
Form of Government:
Small Municipality Plan C (OMCL 50)
Number of Members on Governing Body - 7

PER CAPITA:
 Gross Debt **894.29**
 Net Debt **800.99**
 Debt Service **59.17**
 Total Tax Levy **756.86**
 Municipal Expenditures **276.41**

PER CENT:
 Gross Debt **2.79**
 Net Debt **2.50**
 Tax Levy Collected **98.92**
 Tax Levy Cancelled, Abated or Adjusted **.40**

| EXPENDITURES | | REVENUES-REALIZED | | 1985 PROPERTY TAX | |
|---|---------------|--|---------------|---|--------------|
| GENERAL GOVERNMENT | | | | STATE EQUALIZED TAX RATE 2.06 | |
| Governing Body & Public Boards | 21,110.00 | 1985 Property Taxes Collected | 8,509,459.19 | Local District School Taxes | 3,036,714.00 |
| Municipal Clerk | | 1985 Payments in Lieu of Taxes | | Regional & Consolidated School Tax | 1,528,717.15 |
| Financial Administration | 18,800.00 | Delinquent Tax & Lien Collections | 118,256.40 | School Taxes in Municipal Budget | |
| Assessment of Taxes | 10,565.00 | Business Personalty Replacement Taxes | 217,273.68 | County Taxes | 2,432,941.05 |
| Collection of Taxes | 36,151.00 | Taxes from Public Utilities | 475,706.00 | County Library Taxes | |
| Planning, Housing & Development | 13,868.00 | Other Miscellaneous Tax Revenues | | Local Municipal Purpose Taxes | 1,537,022.92 |
| Human Resources | | State Aid Revenues | 114,289.05 | Veteran & Senior Citizen Taxes | 132,600.00 |
| Elections | 3,590.00 | Federal Aid Revenues | | Total Taxes for Rate Computation | 8,667,995.12 |
| General Administration (other) | 281,989.92 | State and Local Fiscal Assistance Act Utilized | 52,713.00 | Special District Taxes | |
| JUDICIARY | | Sale of Acquired Property | | Bank Corp. Taxes | 76,714.71 |
| Municipal Courts | 28,250.00 | Other Miscellaneous Revenues | 344,360.97 | Added and Omitted Taxes | 63,793.94 |
| PUBLIC SAFETY | | Total | 9,832,058.29 | Total Taxes Levied - ABSTRACT | 8,675,903.77 |
| Fire Protection | 68,769.00 | Prior Years Surplus Appropriated | 468,725.00 | Total Taxes Billed | 8,602,383.96 |
| Police Protection | 686,515.00 | REVENUES TOTAL | 10,300,783.29 | 1985 TAXES COLLECTED | 8,509,459.19 |
| Civil Defense & Disaster Control | 400.00 | Reserve For Uncollected Taxes | 162,172.51 | 1985 Taxes Cancelled, Abated or Adjusted | 34,494.94 |
| Environmental Inspection & Control | 48,752.00 | CAPITAL OUTLAY TOTAL | 1,777,919.93 | Transfer to Tax Title Liens or Foreclosed | 301.20 |
| Other Public Safety | | | | Balance Outstanding Dec. 31, 1985 | 58,128.63 |
| PUBLIC WORKS | | | | PRIOR YEARS TAXES OUTSTANDING | |
| Streets and Drainage | 200,125.00 | Public Enterprises | | Balance January 1, 1985 | 172,738.55 |
| Sewers and Sewage Processing | 207,266.00 | Recreation—Culture | | Collected in 1985 | 118,256.40 |
| Garbage and Trash Disposal | 164,927.64 | Public Works | 1,704,506.96 | Cancelled, Abated or Adjusted 1985 | 2,642.00 |
| Public Buildings and Grounds | 40,820.00 | Buildings and Grounds | 73,412.97 | Transfers to Tax Title Liens or Foreclosed | |
| Other Public Works | 75,094.58 | Library and Education | | Balance December 31, 1985 | 51,840.15 |
| HEALTH and WELFARE | | Conservation | | TAX TITLE LIENS OUTSTANDING | |
| Health Services Except Environmental | 19,474.00 | All Other | | Balance January 1, 1985 | 2,147.73 |
| Welfare-Public Assistance | 2,715.00 | | | Transfer From Taxes | 301.20 |
| Hospitals, Clinics, First Aid | | | | Redeemed in 1985 | |
| Animal, Insect, & Rodent Control | | | | Cancelled, Abated or Adjusted (1985) | |
| Other Welfare Services | | | | Transfers to Foreclosed Property | |
| RECREATION and CONSERVATION | | | | Balance December 31, 1985 | 2,448.93 |
| Beaches and Boardwalks | | | | PROPERTY ACQUIRED BY DEED OR FORECLOSURE | |
| Parks, Playgrounds, Shade Trees | 24,500.00 | | | Balance January 1, 1985 | 290,800.00 |
| Land Reclamation & Conservation | | | | Transfers From Taxes or Liens | |
| Other Recreational Services | 7,750.00 | | | Sale for Cash (1985) | |
| EDUCATION (excluding schools) | | | | Cancelled, Abated or Adjusted (1985) | |
| Libraries | 112,096.00 | | | Balance December 31, 1985 | 290,800.00 |
| Other Educational Services | | | | CURRENT FINANCES DECEMBER 31, 1985 | |
| STATUTORY EXPENDITURES | | | | ASSETS | |
| Pensions & F. I. C. A. | 160,381.06 | | | Cash Dec. 31, 1985 | 918,097.55 |
| Employee Fringe Benefits | 60,500.00 | | | Taxes Receivable | 109,968.78 |
| Other Statutory Expenditures | 2.00 | | | Tax Title Liens | 2,448.93 |
| CETA And Other Public Employment Programs | | | | Foreclosed Property | 290,800.00 |
| MUNICIPAL FUNCTIONS | | | | Emergencies & Other Deferred Charges | 47,256.63 |
| CAPITAL IMPROVEMENTS *MEMO* | 5,000.00 | | | State and Federal Aid Receivable | 1,420.81 |
| DEBT SERVICE | | | | Other Receivables | 12,879.69 |
| Principal Payments | 435,600.00 | | | Total | 1,382,872.39 |
| Interest Payments | 242,679.90 | | | LIABILITIES, RESERVES, AND SURPLUS | |
| DEFERRED CHARGES | | | | Cash Liabilities | 228,612.95 |
| SCHOOL, COUNTY, SPECIAL DISTRICT TAXES | 33,593.12 | | | Reserves for Receivables | 416,097.40 |
| RESERVE FOR UNCOLLECTED TAXES | 6,998,372.20 | | | Surplus Dec. 31, 1985 | 738,162.04 |
| EXPENDITURES TOTAL | 10,166,828.93 | | | Total | 1,382,872.39 |

0513
Population 1980 360
Population 1985 395
S & P Rating
Moody Rating

General Tax Rate Per \$100.

2.15
State Equalized Tax Rate
1.90

WEST WILDWOOD BORO. - CAPE MAY CO.
Form of Government:
Commission (1911)
Number of Members on Governing Body - 3

PER CAPITA:
Gross Debt 515.30
Net Debt 515.30
Debt Service 109.01
Total Tax Levy 1,538.30
Municipal Expenditures 1,189.87

PER CENT:
Gross Debt .69
Net Debt .69
Tax Levy Collected 93.02
Tax Levy Cancelled, Abated or Adjusted

| EXPENDITURES | | REVENUES-REALIZED | | 1985 PROPERTY TAX | |
|---|------------|--|---------------|--|------------|
| GENERAL GOVERNMENT | | | | STATE EQUALIZED TAX RATE | |
| Governing Body & Public Boards | | 1985 Property Taxes Collected | 563,964.39 | Local District School Taxes .45 | 142,657.00 |
| Municipal Clerk | | 1985 Payments in Lieu of Taxes | | Regional & Consolidated School Tax | |
| Financial Administration | 6,750.00 | Delinquent Tax & Lien Collections | 46,501.85 | School Taxes in Municipal Budget | |
| Assessment of Taxes | 6,422.00 | Business Personalty Replacement Taxes | 2,567.20 | County Taxes .41 | 129,754.33 |
| Collection of Taxes | 565.33 | Taxes from Public Utilities | 47,017.00 | County Library Taxes .02 | 7,760.89 |
| Planning, Housing & Development | | Other Miscellaneous Tax Revenues | | Local Municipal Purpose Taxes 1.02 | 323,000.00 |
| Human Resources | 1,100.00 | State Aid Revenues | 1,953.24 | Veteran & Senior Citizen Taxes | 10,400.00 |
| Elections | | Federal Aid Revenues | | Total Taxes for Rate Computation 1.90 | 613,572.22 |
| General Administration (other) | 100,626.00 | State and Local Fiscal Assistance Act Utilized | 11,011.00 | Special District Taxes | |
| JUDICIARY | | Sale of Acquired Property | | Bank Corp. Taxes | 4,458.21 |
| Municipal Courts | 4,463.00 | Other Miscellaneous Revenues | 77,818.92 | Added and Omitted Taxes | |
| PUBLIC SAFETY | | Total | 750,833.60 | Total Taxes Levied - ABSTRACT | 607,630.43 |
| Fire Protection | 6,185.00 | Prior Years Surplus Appropriated | 35,000.00 | Total Taxes Billed | 606,263.44 |
| Police Protection | 51,300.00 | REVENUES TOTAL | 785,833.60 | 1985 TAXES COLLECTED | 563,964.39 |
| Civil Defense & Disaster Control | 350.00 | Reserve For Uncollected Taxes | 54,000.00 | 1985 Taxes Cancelled, Abated or Adjusted | |
| Environmental Inspection & Control | 7,927.33 | | | Transfer to Tax Title Liens or Foreclosed | |
| Other Public Safety | | CAPITAL OUTLAY TOTAL | | Balance Outstanding Dec. 31, 1985 | 42,299.05 |
| PUBLIC WORKS | | | | PRIOR YEARS TAXES OUTSTANDING | |
| Streets and Drainage | 49,336.00 | Public Enterprises | | Balance January 1, 1985 | 48,644.24 |
| Sewers and Sewage Processing | 55,424.00 | Recreation—Culture | | Collected in 1985 | 46,501.85 |
| Garbage and Trash Disposal | 42,000.00 | Public Works | | Cancelled, Abated or Adjusted 1985 | |
| Public Buildings and Grounds | 6,500.00 | Buildings and Grounds | | Transfers to Tax Title Liens or Foreclosed | |
| Other Public Works | 8,000.00 | Library and Education | | Balance December 31, 1985 | 2,142.39 |
| HEALTH and WELFARE | | Conservation | | TAX TITLE LIENS OUTSTANDING | |
| Health Services Except Environmental | 1,420.00 | All Other | | Balance January 1, 1985 | 2,316.75 |
| Welfare-Public Assistance | | CAPITAL DEBT AUTHORIZED, DECEMBER 31, 1985 | | Transfer From Taxes | |
| Hospitals, Clinics, First Aid | 100.00 | ISSUED AND UNISSUED | | Redeemed in 1985 | |
| Animal, Insect, & Rodent Control | | School | | Cancelled, Abated or Adjusted (1985) | |
| Other Welfare Services | | Self-liquidating | | Transfers to Foreclosed Property | |
| RECREATION and CONSERVATION | | Other | 203,543 | Balance December 31, 1985 | 2,316.75 |
| Beaches and Boardwalks | | Total | 203,543 | PROPERTY ACQUIRED BY DEED OR | |
| Parks, Playgrounds, Shade Trees | | | | FORECLOSURE | |
| Land Reclamation & Conservation | | ISSUED AND OUTSTANDING | | Balance January 1, 1985 | |
| Other Recreational Services | | School | | Transfers From Taxes or Liens | |
| EDUCATION (excluding schools) | | Self-liquidating | | Sale for Cash (1985) | |
| Libraries | | Other | 197,000.00 | Cancelled, Abated or Adjusted (1985) | |
| Other Educational Services | | Total | 197,000.00 | Balance December 31, 1985 | |
| STATUTORY EXPENDITURES | | EQUALIZED VALUATION BASIS | | CURRENT FINANCES DECEMBER 31, 1985 | |
| Pensions & F. I. C. A. | 16,846.07 | FOR NET DEBT COMPUTATION | 29,545,110 | ASSETS | |
| Employee Fringe Benefits | 2,401.99 | REAL PROPERTY VALUATIONS | | Cash Dec. 31, 1985 | 206,102.14 |
| Other Statutory Expenditures | | Code Class # of Parcels % VAL'N | | Taxes Receivable | 44,441.44 |
| CETA And Other Public Employment Programs | 367,716.72 | 1 Vacant Land 242 8.29 | 2,321,900.00 | Tax Title Liens | 2,316.75 |
| MUNICIPAL FUNCTIONS TOTAL | | 2 Residential 578 86.06 | 24,110,800.00 | Foreclosed Property | |
| CAPITAL IMPROVEMENTS *MEMO* | | 3 Farm | | Emergencies & Other Deferred Charges | 6,200.00 |
| DEBT SERVICE | | 4a Commercial 14 3.04 | 852,200.00 | State and Federal Aid Receivable | |
| Principal Payments | 20,000.00 | 4b Industrial | | Other Receivables | 19,314.51 |
| Interest Payments | 23,057.93 | 4c Apartments 6 2.61 | 732,100.00 | Total | 278,374.84 |
| DEFERRED CHARGES | 5,225.35 | Total 840 | 28,017,000.00 | LIABILITIES, RESERVES, AND SURPLUS | |
| SCHOOL, COUNTY, SPECIAL DISTRICT TAXES | 280,172.22 | Land Area .40 Sq. Miles | | Cash Liabilities | 66,974.54 |
| RESERVE FOR UNCOLLECTED TAXES | 54,000.00 | Net Valuation Taxable-Municipal | 28,078,234 | Reserves for Receivables | 48,947.70 |
| EXPENDITURES TOTAL | 750,172.22 | Net Valuation Taxable-County | 31,124,515 | Surplus Dec. 31, 1985 | 162,452.60 |
| | | State Equalized Valuation | 31,729,596 | Total | 278,374.84 |
| | | State Equalization Ratio | 88.47 | | |

1113
 Population 1980 **8,542**
 Population 1985 **9,700**
 S & P Rating
 Moody Rating **A1**

General Tax Rate Per \$100. **2.69**
 State Equalized Tax Rate **2.22**

WEST WINDSOR TOWNSHIP - MERCER CO.
Form of Government:
Township Committee
Number of Members on Governing Body - 5

PER CAPITA:
 Gross Debt **1,921.25**
 Net Debt **841.40**
 Debt Service **121.29**
 Total Tax Levy **1,326.26**
 Municipal Expenditures **660.51**

PER CENT:
 Gross Debt **3.89**
 Net Debt **1.70**
 Tax Levy Collected **97.53**
 Tax Levy Cancelled, Abated or Adjusted

| EXPENDITURES | | REVENUES-REALIZED | | 1985 PROPERTY TAX | |
|---|----------------------|--|-----------------------|--|----------------------|
| GENERAL GOVERNMENT | | | | STATE EQUALIZED TAX RATE → | |
| Governing Body & Public Boards | | 1985 Property Taxes Collected | 12,518,986.61 | Local District School Taxes | |
| Municipal Clerk | | 1985 Payments in Lieu of Taxes | | Regional & Consolidated School Tax 1.01 | 5,515,226.82 |
| Financial Administration | 96,485.00 | Delinquent Tax & Lien Collections | 332,608.76 | School Taxes in Municipal Budget | |
| Assessment of Taxes | 51,827.00 | Business Personalty Replacement Taxes | 258,156.36 | County Taxes | .72 |
| Collection of Taxes | 45,290.00 | Taxes from Public Utilities | 1,253,918.00 | County Library Taxes | .08 |
| Planning, Housing & Development | 617,434.00 | Other Miscellaneous Tax Revenues | | Local Municipal Purpose Taxes | .40 |
| Human Resources | | State Aid Revenues | 78,366.98 | Veteran & Senior Citizen Taxes | |
| Elections | 4,000.00 | Federal Aid Revenues | | Total Taxes for Rate Computation | 2.21 |
| General Administration (other) | 566,764.00 | State and Local Fiscal Assistance Act Utilized | 108,288.08 | Special District Taxes | |
| JUDICIARY | | Sale of Acquired Property | | Bank Corp. Taxes | 28,501.63 |
| Municipal Courts | 61,450.00 | Other Miscellaneous Revenues | 3,184,865.19 | Added and Omitted Taxes | 806,047.08 |
| PUBLIC SAFETY | | Total | 17,735,189.98 | Total Taxes Levied - ABSTRACT | 12,864,703.44 |
| Fire Protection | 205,870.92 | Prior Years Surplus Appropriated | 1,920,000.00 | Total Taxes Billed | 12,836,201.81 |
| Police Protection | 1,124,848.00 | REVENUES | 19,655,189.98 | 1985 TAXES COLLECTED | 12,518,986.61 |
| Civil Defense & Disaster Control | 99,773.13 | Reserve For Uncollected Taxes | 485,983.43 | 1985 Taxes Cancelled, Abated or Adjusted | |
| Environmental Inspection & Control | 150,776.00 | CAPITAL OUTLAY | 678,862.29 | Transfer to Tax Title Liens or Foreclosed | |
| Other Public Safety | | Public Enterprises | | Balance Outstanding Dec. 31, 1985 | 317,215.20 |
| PUBLIC WORKS | | Recreation—Culture | | PRIOR YEARS TAXES OUTSTANDING | |
| Streets and Drainage | 235,920.00 | Public Works | 491,745.91 | Balance January 1, 1985 | 333,887.27 |
| Sewers and Sewage Processing | 436,107.00 | Buildings and Grounds | 147,116.38 | Collected in 1985 | 329,997.26 |
| Garbage and Trash Disposal | 196,000.00 | Library and Education | 40,000.00 | Cancelled, Abated or Adjusted 1985 | 329.85 |
| Public Buildings and Grounds | 132,875.00 | Conservation | | Transfers to Tax Title Liens or Foreclosed | |
| Other Public Works | | All Other | | Balance December 31, 1985 | 3,560.16 |
| HEALTH and WELFARE | | CAPITAL DEBT AUTHORIZED, DECEMBER 31, 1985 | | TAX TITLE LIENS OUTSTANDING | |
| Health Services Except Environmental | 51,993.00 | ISSUED AND UNISSUED | | Balance January 1, 1985 | 14,701.97 |
| Welfare-Public Assistance | 19,076.00 | School | 8,045,934 | Transfer From Taxes | |
| Hospitals, Clinics, First Aid | | Self-liquidating | | Redeemed in 1985 | 2,611.50 |
| Animal, Insect, & Rodent Control | 12,563.00 | Other | 10,590,220 | Cancelled, Abated or Adjusted (1985) | |
| Other Welfare Services | | Total | 18,636,154 | Transfers to Foreclosed Property | |
| RECREATION and CONSERVATION | | ISSUED AND OUTSTANDING | | Balance December 31, 1985 | 12,090.47 |
| Beaches and Boardwalks | | School | 8,045,934.34 | PROPERTY ACQUIRED BY DEED OR | |
| Parks, Playgrounds, Shade Trees | 14,485.00 | Self-Liquidating | | FORECLOSURE | |
| Land Reclamation & Conservation | 15,450.00 | Other | 10,155,000.00 | Balance January 1, 1985 | 9,720.00 |
| Other Recreational Services | 45,810.00 | Total | 18,200,934.34 | Transfers From Taxes or Liens | |
| EDUCATION (excluding schools) | | EQUALIZED VALUATION BASIS | | Sale for Cash (1985) | |
| Libraries | | FOR NET DEBT COMPUTATION | 479,601,514 | Cancelled, Abated or Adjusted (1985) | |
| Other Educational Services | | REAL PROPERTY VALUATIONS | | Balance December 31, 1985 | 9,720.00 |
| STATUTORY EXPENDITURES | | Code Class # of Parcels % VAL'N | | CURRENT FINANCES DECEMBER 31, 1985 | |
| Pensions & F. I. C. A. | 268,250.00 | 1 Vacant Land 503 5.93 | 25,932,500.00 | ASSETS | |
| Employee Fringe Benefits | 142,500.00 | 2 Residential 2342 56.28 | 246,326,500.00 | Cash Dec. 31, 1985 | 4,385,147.93 |
| Other Statutory Expenditures | 10,100.00 | 3 Farm 325 2.42 | 10,622,520.00 | Taxes Receivable | 320,775.36 |
| CETA And Other Public Employment Programs | | 4a Commercial 152 21.21 | 92,826,400.00 | Tax Title Liens | 12,090.47 |
| MUNICIPAL FUNCTIONS | | 4b Industrial 26 12.60 | 55,151,300.00 | Foreclosed Property | 9,720.00 |
| CAPITAL IMPROVEMENTS *MEMO* | 1,020,000.00 | 4c Apartments 6 1.56 | 6,807,100.00 | Emergencies & Other Deferred Charges | 63,000.00 |
| DEBT SERVICE | | Total 3354 | 437,666,320.00 | State and Federal Aid Receivable | 5,948.09 |
| Principal Payments | 530,000.00 | Land Area 26.84 Sq. Miles | | Other Receivables | 106,809.68 |
| Interest Payments | 646,490.00 | Net Valuation Taxable-Municipal | 448,581,307 | Total | 4,903,491.53 |
| DEFERRED CHARGES | | Net Valuation Taxable-County | 522,925,829 | LIABILITIES, RESERVES, AND SURPLUS | |
| SCHOOL, COUNTY, SPECIAL DISTRICT TAXES | 9,875,568.82 | State Equalized Valuation | 541,989,080 | Cash Liabilities | 1,009,913.80 |
| RESERVE FOR UNCOLLECTED TAXES | 485,983.43 | State Equalization Ratio | 82.49 | Reserves for Receivables | 449,395.51 |
| EXPENDITURES | 16,282,534.28 | | | Surplus Dec. 31, 1985 | 3,444,182.22 |
| | | | | Total | 4,903,491.53 |

0337
 Population 1980 **3,383**
 Population 1985 **4,849**
 S & P Rating
 Moody Rating

General Tax Rate Per \$100. **2.67**
 State Equalized Tax Rate **2.47**

WESTAMPTON TWP. - BURLINGTON CO.
Form of Government:
Township Committee
Number of Members on Governing Body - 5

PER CAPITA:
 Gross Debt **613.65**
 Net Debt **58.66**
 Debt Service **16.27**
 Total Tax Levy **669.12**
 Municipal Expenditures **335.99**

PER CENT:
 Gross Debt **2.94**
 Net Debt **.28**
 Tax Levy Collected **96.55**
 Tax Levy Cancelled, Abated or Adjusted **.18**

| EXPENDITURES | | REVENUES-REALIZED | | 1985 PROPERTY TAX | |
|---|---------------------|--|-----------------------|--|---------------------|
| GENERAL GOVERNMENT | | | | STATE EQUALIZED TAX RATE | |
| Governing Body & Public Boards | | 1985 Property Taxes Collected | 3,134,725.62 | Local District School Taxes | .91 |
| Municipal Clerk | | 1985 Payments in Lieu of Taxes | | Regional & Consolidated School Tax | .59 |
| Financial Administration | 26,576.95 | Delinquent Tax & Lien Collections | 112,549.23 | School Taxes in Municipal Budget | |
| Assessment of Taxes | 15,070.00 | Business Personality Replacement Taxes | 45,080.80 | County Taxes | .56 |
| Collection of Taxes | 18,810.21 | Taxes from Public Utilities | 426,252.00 | County Library Taxes | .03 |
| Planning, Housing & Development | 10,757.23 | Other Miscellaneous Tax Revenues | | Local Municipal Purpose Taxes | .38 |
| Human Resources | 3,192.72 | State Aid Revenues | 25,555.67 | Veteran & Senior Citizen Taxes | |
| Elections | 1,032.00 | Federal Aid Revenues | | Total Taxes for Rate Computation | 2.47 |
| General Administration (other) | 157,821.48 | State and Local Fiscal Assistance Act Utilized | 13,659.00 | Special District Taxes | |
| JUDICIARY | | Sale of Acquired Property | | Bank Corp. Taxes | |
| Municipal Courts | 51,387.04 | Other Miscellaneous Revenues | 346,557.97 | Added and Omitted Taxes | |
| PUBLIC SAFETY | | Total | 4,104,380.29 | Total Taxes Levied - ABSTRACT | |
| Fire Protection | 97,791.40 | Prior Years Surplus Appropriated | 350,000.00 | Total Taxes Billed | |
| Police Protection | 451,034.83 | REVENUES TOTAL | 4,454,380.29 | 1985 TAXES COLLECTED | |
| Civil Defense & Disaster Control | 1,648.05 | Reserve For Uncollected Taxes | 114,966.53 | 1985 Taxes Cancelled, Abated or Adjusted | 5,996.75 |
| Environmental Inspection & Control | 81,621.20 | CAPITAL OUTLAY TOTAL | 23,262.99 | Transfer to Tax Title Liens or Foreclosed | |
| Other Public Safety | | | | Balance Outstanding Dec. 31, 1985 | 104,119.94 |
| PUBLIC WORKS | | | | PRIOR YEARS TAXES OUTSTANDING | |
| Streets and Drainage | 143,625.82 | Public Enterprises | | Balance January 1, 1985 | 124,599.84 |
| Sewers and Sewage Processing | 12,333.14 | Recreation—Culture | | Collected in 1985 | 112,158.92 |
| Garbage and Trash Disposal | 179,311.98 | Public Works | 20,837.76 | Cancelled, Abated or Adjusted 1985 | |
| Public Buildings and Grounds | 22,154.60 | Buildings and Grounds | 2,425.23 | Transfers to Tax Title Liens or Foreclosed | |
| Other Public Works | 5,690.51 | Library and Education | | Balance December 31, 1985 | 12,440.92 |
| HEALTH and WELFARE | | Conservation | | TAX TITLE LIENS OUTSTANDING | |
| Health Services Except Environmental | 250.00 | All Other | | Balance January 1, 1985 | 7,308.61 |
| Welfare-Public Assistance | 2,854.10 | CAPITAL DEBT AUTHORIZED, DECEMBER 31, 1985 | | Transfer From Taxes | |
| Hospitals, Clinics, First Aid | | ISSUED AND UNISSUED | | Redeemed in 1985 | 390.31 |
| Animal, Insect, & Rodent Control | 2,700.00 | School | 2,691,161 | Cancelled, Abated or Adjusted (1985) | |
| Other Welfare Services | | Self-liquidating | | Transfers to Foreclosed Property | |
| RECREATION and CONSERVATION | | Other | 284,430 | Balance December 31, 1985 | 7,371.69 |
| Beaches and Boardwalks | | Total | 2,975,591 | PROPERTY ACQUIRED BY DEED OR FORECLOSURE | |
| Parks, Playgrounds, Shade Trees | 745.73 | ISSUED AND OUTSTANDING | | Balance January 1, 1985 | 82,950.00 |
| Land Reclamation & Conservation | 24,914.24 | School | 2,691,161.36 | Transfers From Taxes or Liens | |
| Other Recreational Services | | Self-Liquidating | | Sale for Cash (1985) | |
| EDUCATION (excluding schools) | | Other | 284,430.00 | Cancelled, Abated or Adjusted (1985) | |
| Libraries | | Total | 2,975,591.36 | Balance December 31, 1985 | 82,950.00 |
| Other Educational Services | | EQUALIZED VALUATION BASIS | | CURRENT FINANCES DECEMBER 31, 1985 | |
| STATUTORY EXPENDITURES | | FOR NET DEBT COMPUTATION | 101,256.050 | ASSETS | |
| Pensions & F. I. C. A. | 72,741.65 | REAL PROPERTY VALUATIONS | | Cash Dec. 31, 1985 | 1,179,741.74 |
| Employee Fringe Benefits | 43,447.38 | Code Class # of Parcels % VAL'N | | Taxes Receivable | 116,560.86 |
| Other Statutory Expenditures | 6,100.00 | 1 Vacant Land 425 5.29 | 5,810,950.00 | Tax Title Liens | 7,371.69 |
| CETA And Other Public Employment Programs | | 2 Residential 1488 78.75 | 86,511,950.00 | Foreclosed Property | 82,950.00 |
| MUNICIPAL FUNCTIONS TOTAL | 1,433,612.26 | 3 Farm 126 2.98 | 3,277,400.00 | Emergencies & Other Deferred Charges | 268.50 |
| CAPITAL IMPROVEMENTS *MEMO* | 6,000.00 | 4a Commercial 57 7.14 | 7,842,300.00 | State and Federal Aid Receivable | |
| DEBT SERVICE | | 4b Industrial 3 5.84 | 6,413,200.00 | Other Receivables | |
| Principal Payments | 62,645.00 | 4c Apartments | | Total | 19,795.96 |
| Interest Payments | 16,237.20 | Total 2099 | 109,855,800.00 | LIABILITIES, RESERVES, AND SURPLUS | |
| DEFERRED CHARGES | 1,754.45 | Land Area 11.04 Sq. Miles | | Cash Liabilities | 744,194.70 |
| SCHOOL, COUNTY, SPECIAL DISTRICT TAXES | 2,515,471.24 | Net Valuation Taxable-Municipal | 111,371,711 | Reserves for Receivables | 226,678.51 |
| RESERVE FOR UNCOLLECTED TAXES | 114,966.53 | Net Valuation Taxable-County | 113,369,303 | Surplus Dec. 31, 1985 | 435,815.54 |
| EXPENDITURES TOTAL | 4,144,686.68 | State Equalized Valuation | 120,176,313 | Total | 1,406,688.75 |
| | | State Equalization Ratio | 92.58 | | |

2020
Population 1980 30,447
Population 1985 30,529
S & P Rating
Moody Rating AA

General Tax Rate Per \$100.

State Equalized Tax Rate 2.64
2.23

WESTFIELD TOWN - UNION COUNTY

Form of Government:

Special Charter (P.L. 1967 c. 195)

Number of Members on Governing Body - 9

PER CAPITA:

Gross Debt 377.10
Net Debt 129.22
Debt Service 22.21
Total Tax Levy 1,016.05
Municipal Expenditures 379.30

PER CENT:

Gross Debt .93
Net Debt .32
Tax Levy Collected 98.25
Tax Levy Cancelled, Abated or Adjusted .07

| EXPENDITURES | | REVENUES-REALIZED | | 1985 PROPERTY TAX | |
|---|---------------|--|------------------|--|---------------|
| GENERAL GOVERNMENT | | | | STATE EQUALIZED TAX RATE | |
| Governing Body & Public Boards | | 1985 Property Taxes Collected | 30,418,870.15 | Local District School Taxes 1.40 | 19,432,787.00 |
| Municipal Clerk | | 1985 Payments in Lieu of Taxes | 80,829.00 | Regional & Consolidated School Tax | |
| Financial Administration | 67,750.00 | Delinquent Tax & Lien Collections | 561,289.60 | School Taxes in Municipal Budget | |
| Assessment of Taxes | 63,950.00 | Business Personalty Replacement Taxes | 338,765.60 | County Taxes | 6,756,849.47 |
| Collection of Taxes | 56,300.00 | Taxes from Public Utilities | 2,232,993.00 | County Library Taxes | |
| Planning, Housing & Development | 15,900.00 | Other Miscellaneous Tax Revenues | | Local Municipal Purpose Taxes | 4,682,845.37 |
| Human Resources | | State Aid Revenues | 336,085.71 | Veteran & Senior Citizen Taxes | 216,000.00 |
| Elections | | Federal Aid Revenues | | Total Taxes for Rate Computation | 31,088,481.84 |
| General Administration (other) | 1,084,650.00 | State and Local Fiscal Assistance Act Utilized | 119,546.00 | Special District Taxes | |
| JUDICIARY | | Sale of Acquired Property | | Bank Corp. Taxes | 59,226.83 |
| Municipal Courts | 111,250.00 | Other Miscellaneous Revenues | 2,710,887.10 | Added and Omitted Taxes | 87,303.69 |
| PUBLIC SAFETY | | Total | 36,799,266.16 | Total Taxes Levied - ABSTRACT | 31,019,012.36 |
| Fire Protection | 1,559,685.19 | Prior Years Surplus Appropriated | 1,700,000.00 | Total Taxes Billed | 30,959,785.53 |
| Police Protection | 2,094,758.12 | REVENUES TOTAL | 38,499,266.16 | 1985 TAXES COLLECTED | 30,418,870.15 |
| Civil Defense & Disaster Control | 1,100.00 | Reserve For Uncollected Taxes | 1,200,000.00 | 1985 Taxes Cancelled, Abated or Adjusted | 21,997.45 |
| Environmental Inspection & Control | 111,650.00 | CAPITAL OUTLAY TOTAL | 1,956,795.18 | Transfer to Tax Title Liens or Foreclosed | 2,743.60 |
| Other Public Safety | | Public Enterprises | 245,547.16 | Balance Outstanding Dec. 31, 1985 | 516,174.33 |
| PUBLIC WORKS | | Recreation—Culture | 105,766.23 | PRIOR YEARS TAXES OUTSTANDING | |
| Streets and Drainage | 870,576.57 | Public Works | 564,083.35 | Balance January 1, 1985 | 548,810.13 |
| Sewers and Sewage Processing | 584,000.00 | Buildings and Grounds | 1,027,604.45 | Collected in 1985 | 540,555.97 |
| Garbage and Trash Disposal | 11,970.00 | Library and Education | 13,793.99 | Cancelled, Abated or Adjusted 1985 | |
| Public Buildings and Grounds | 173,700.00 | Conservation | | Transfers to Tax Title Liens or Foreclosed | 7,572.41 |
| Other Public Works | | All Other | | Balance December 31, 1985 | 681.75 |
| HEALTH and WELFARE | | CAPITAL DEBT AUTHORIZED, DECEMBER 31, 1985 | | TAX TITLE LIENS OUTSTANDING | |
| Health Services Except Environmental | 212,259.00 | ISSUED AND UNISSUED | | Balance January 1, 1985 | 14,029.12 |
| Welfare-Public Assistance | 34,300.00 | School | 7,247,364 | Transfer From Taxes | 11,773.24 |
| Hospitals, Clinics, First Aid | | Self-liquidating | 320,000 | Redeemed in 1985 | 20,733.63 |
| Animal, Insect, & Rodent Control | 12,100.00 | Other | 3,945,007 | Cancelled, Abated or Adjusted (1985) | |
| Other Welfare Services | | Total | 11,512,371 | Transfers to Foreclosed Property | |
| RECREATION and CONSERVATION | | ISSUED AND OUTSTANDING | | Balance December 31, 1985 | 5,068.73 |
| Beaches and Boardwalks | | School | 702,000.00 | PROPERTY ACQUIRED BY DEED OR | |
| Parks, Playgrounds, Shade Trees | 611,830.00 | Self-Liquidating | 320,000.00 | FORECLOSURE | |
| Land Reclamation & Conservation | | Other | 2,813,000.00 | Balance January 1, 1985 | 224,620.00 |
| Other Recreational Services | 154,100.00 | Total | 3,835,000.00 | Transfers From Taxes or Liens | |
| EDUCATION (excluding schools) | | EQUALIZED VALUATION BASIS | | Sale for Cash (1985) | |
| Libraries | 407,218.00 | FOR NET DEBT COMPUTATION | 1,231,733,018 | Cancelled, Abated or Adjusted (1985) | |
| Other Educational Services | | REAL PROPERTY VALUATIONS | | Balance December 31, 1985 | 224,620.00 |
| STATUTORY EXPENDITURES | | Code Class # of Parcels % VAL'N | | CURRENT FINANCES DECEMBER 31, 1985 | |
| Pensions & F. I. C. A. | 902,732.61 | 1 Vacant Land 362 .64 | 7,490,600.00 | ASSETS | |
| Employee Fringe Benefits | 466,700.00 | 2 Residential 8792 87.37 | 1,014,703,200.00 | Cash Dec. 31, 1985 | 14,559,702.64 |
| Other Statutory Expenditures | | 3 Farm 2 | 8,100.00 | Taxes Receivable | 516,856.08 |
| CETA And Other Public Employment Programs | | 4a Commercial 432 10.11 | 117,432,400.00 | Tax Title Liens | 5,068.73 |
| MUNICIPAL FUNCTIONS | | 4b Industrial 6 .33 | 3,884,500.00 | Foreclosed Property | 224,620.00 |
| CAPITAL IMPROVEMENTS | *MEMO* | 4c Apartments 12 1.53 | 17,820,000.00 | Emergencies & Other Deferred Charges | |
| DEBT SERVICE | | Total 9606 | 1,161,338,800.00 | State and Federal Aid Receivable | 24,530.73 |
| Principal Payments | 610,000.00 | Land Area 6.50 Sq. Miles | | Other Receivables | 52,955.61 |
| Interest Payments | 68,096.00 | Net Valuation Taxable-Municipal | 1,173,006,962 | Total | 15,383,733.79 |
| DEFERRED CHARGES | 93,000.00 | Net Valuation Taxable-County | 1,241,681,783 | LIABILITIES, RESERVES, AND SURPLUS | |
| SCHOOL, COUNTY, SPECIAL DISTRICT TAXES | 26,189,636.47 | State Equalized Valuation | 1,386,524,796 | Cash Liabilities | 12,461,579.26 |
| RESERVE FOR UNCOLLECTED TAXES | 1,200,000.00 | State Equalization Ratio | 84.47 | Reserves for Receivables | 799,500.42 |
| EXPENDITURES TOTAL | 37,769,211.96 | | | Surplus Dec. 31, 1985 | 2,122,654.11 |
| | | | | Total | 15,383,733.79 |

0821
 Population 1980 **4,786**
 Population 1985 **4,691**
 S & P Rating
 Moody Rating

General Tax Rate Per \$100. **4.06**
 State Equalized Tax Rate **2.63**

WESTVILLE BOROUGH - GLOUCESTER CO.
Form of Government:
Borough Council
Number of Members on Governing Body - 6

PER CAPITA:
 Gross Debt **609.06**
 Net Debt **53.38**
 Debt Service **10.77**
 Total Tax Levy **487.19**
 Municipal Expenditures **332.27**

PER CENT:
 Gross Debt **3.54**
 Net Debt **.31**
 Tax Levy Collected **95.27**
 Tax Levy Cancelled, Abated or Adjusted

| EXPENDITURES | | REVENUES-REALIZED | | 1985 PROPERTY TAX | |
|--|---------------------|--|----------------------|---|---------------------|
| GENERAL GOVERNMENT | | | | STATE EQUALIZED TAX RATE | |
| Governing Body & Public Boards | | 1985 Property Taxes Collected | 2,168,661.79 | Local District School Taxes | .54 |
| Municipal Clerk | 41,283.00 | 1985 Payments in Lieu of Taxes | | Regional & Consolidated School Tax | .72 |
| Financial Administration | 31,674.00 | Delinquent Tax & Lien Collections | 102,982.93 | School Taxes in Municipal Budget | |
| Assessment of Taxes | 8,511.19 | Business Personalty Replacement Taxes | 45,409.08 | County Taxes | .63 |
| Collection of Taxes | 21,473.43 | Taxes from Public Utilities | 258,562.00 | County Library Taxes | |
| Planning, Housing & Development | 4,297.06 | Other Miscellaneous Tax Revenues | | Local Municipal Purpose Taxes | .73 |
| Human Resources | | State Aid Revenues | 131,827.11 | Veteran & Senior Citizen Taxes | |
| Elections | 1,311.92 | Federal Aid Revenues | | Total Taxes for Rate Computation | 2.62 |
| General Administration (other) | 174,505.36 | State and Local Fiscal Assistance Act Utilized | 37,478.50 | Special District Taxes | |
| JUDICIARY | | Sale of Acquired Property | | Bank Corp. Taxes | 9,070.33 |
| Municipal Courts | 33,935.00 | Other Miscellaneous Revenues | 424,647.94 | Added and Omitted Taxes | 11,742.86 |
| PUBLIC SAFETY | | Total | 3,169,569.35 | Total Taxes Levied - ABSTRACT | 2,285,429.09 |
| Fire Protection | 36,863.33 | Prior Years Surplus Appropriated | 61,000.00 | Total Taxes Billed | 2,276,358.76 |
| Police Protection | 337,812.06 | REVENUES TOTAL | 3,230,569.35 | 1985 TAXES COLLECTED | 2,168,661.79 |
| Civil Defense & Disaster Control | 595.00 | Reserve For Uncollected Taxes | 89,774.87 | 1985 Taxes Cancelled, Abated or Adjusted | |
| Environmental Inspection & Control | 9,895.00 | CAPITAL OUTLAY TOTAL | 47,025.38 | Transfer to Tax Title Liens or Foreclosed | |
| Other Public Safety | | | | Balance Outstanding Dec. 31, 1985 | 3,708.50 |
| PUBLIC WORKS | | | | | 103,988.47 |
| Streets and Drainage | 174,700.22 | Public Enterprises | 36,307.38 | PRIOR YEARS TAXES OUTSTANDING | |
| Sewers and Sewage Processing | 169,845.00 | Recreation—Culture | | Balance January 1, 1985 | 128,993.17 |
| Garbage and Trash Disposal | 151,093.23 | Public Works | | Collected in 1985 | 98,461.42 |
| Public Buildings and Grounds | 6,699.40 | Buildings and Grounds | 10,718.00 | Cancelled, Abated or Adjusted 1985 | |
| Other Public Works | | Library and Education | | Transfers to Tax Title Liens or Foreclosed | 1,042.81 |
| HEALTH and WELFARE | | Conservation | | Balance December 31, 1985 | 29,488.94 |
| Health Services Except Environmental | 993.88 | All Other | | TAX TITLE LIENS OUTSTANDING | |
| Welfare-Public Assistance | 6,458.00 | CAPITAL DEBT AUTHORIZED, DECEMBER 31, 1985 | | Balance January 1, 1985 | 10,941.46 |
| Hospitals, Clinics, First Aid | | ISSUED AND UNISSUED GROSS DEBT NET DEBT | | Transfer From Taxes | 4,751.31 |
| Animal, Insect, & Rodent Control | 525.00 | School | 1,517,077 | Redeemed in 1985 | 4,521.51 |
| Other Welfare Services | | Self-liquidating | 1,089,645 | Cancelled, Abated or Adjusted (1985) | |
| RECREATION and CONSERVATION | | Other | 250,386 | Transfers to Foreclosed Property | |
| Beaches and Boardwalks | | Total | 2,857,109 | Balance December 31, 1985 | 11,171.26 |
| Parks, Playgrounds, Shade Trees | 31,233.31 | ISSUED AND OUTSTANDING | | PROPERTY ACQUIRED BY DEED OR FORECLOSURE | |
| Land Reclamation & Conservation | 6,840.66 | School | 1,517,077.83 | Balance January 1, 1985 | 13,600.00 |
| Other Recreational Services | | Self-Liquidating | 1,087,848.73 | Transfers From Taxes or Liens | |
| EDUCATION (excluding schools) | | Other | 156,276.00 | Sale for Cash (1985) | |
| Libraries | 19,160.00 | Total | 2,761,202.56 | Cancelled, Abated or Adjusted (1985) | |
| Other Educational Services | | EQUALIZED VALUATION BASIS | | Balance December 31, 1985 | 13,600.00 |
| STATUTORY EXPENDITURES | | FOR NET DEBT COMPUTATION | 80,644.983 | CURRENT FINANCES DECEMBER 31, 1985 | |
| Pensions & F. I. C. A. | 96,139.60 | REAL PROPERTY VALUATIONS | | ASSETS | |
| Employee Fringe Benefits | 52,575.02 | Code Class # of Parcels % VAL'N | | Cash Dec. 31, 1985 | 315,754.00 |
| Other Statutory Expenditures | | 1 Vacant Land 90 1.84 | 1,018,600.00 | Taxes Receivable | 133,477.41 |
| CETA And Other Public Employment Programs | | 2 Residential 1368 69.33 | 38,387,100.00 | Tax Title Liens | 11,171.26 |
| MUNICIPAL FUNCTIONS TOTAL | 1,418,419.67 | 3 Farm | | Foreclosed Property | 13,600.00 |
| CAPITAL IMPROVEMENTS *MEMO* | 2,500.00 | 4a Commercial 115 14.50 | 8,030,200.00 | Emergencies & Other Deferred Charges | 5,075.00 |
| DEBT SERVICE | | 4b Industrial 16 8.78 | 4,860,500.00 | State and Federal Aid Receivable | 4,093.36 |
| Principal Payments | 32,686.00 | 4c Apartments 11 5.54 | 3,069,600.00 | Other Receivables | 126,294.85 |
| Interest Payments | 17,814.02 | Total 1600 | 55,366,000.00 | Total | 609,465.88 |
| DEFERRED CHARGES | | Land Area 1.21 Sq. Miles | | LIABILITIES, RESERVES, AND SURPLUS | |
| SCHOOL, COUNTY, SPECIAL DISTRICT TAXES | 1,633,618.03 | Net Valuation Taxable-Municipal | 55,810,243 | Cash Liabilities | 221,699.79 |
| RESERVE FOR UNCOLLECTED TAXES | 89,774.87 | Net Valuation Taxable-County | 82,288,242 | Reserves for Receivables | 221,543.52 |
| EXPENDITURES TOTAL | 3,192,312.59 | State Equalized Valuation | 86,064,209 | Surplus Dec. 31, 1985 | 166,222.57 |
| | | State Equalization Ratio | 64.68 | Total | 609,465.88 |

0267
Population 1980 10,714
Population 1985 10,967
S & P Rating
Moody Rating A1

General Tax Rate Per \$100.

3.67

State Equalized Tax Rate

2.02

WESTWOOD BOROUGH – BERGEN COUNTY

Form of Government:

Borough Council

Number of Members on Governing Body – 6

PER CAPITA:

Gross Debt 514.78

Net Debt 423.16

Debt Service 24.34

Total Tax Levy 831.88

Municipal Expenditures 399.44

PER CENT:

Gross Debt 1.43

Net Debt 1.17

Tax Levy Collected 97.77

Tax Levy Cancelled, Abated or Adjusted .01

| EXPENDITURES | | REVENUES-REALIZED | | 1985 PROPERTY TAX | |
|---|---------------|--|----------------|--|--------------|
| GENERAL GOVERNMENT | | | | STATE EQUALIZED TAX RATE | |
| Governing Body & Public Boards | 7,500.00 | 1985 Property Taxes Collected | 8,891,283.04 | Local District School Taxes | |
| Municipal Clerk | | 1985 Payments in Lieu of Taxes | 48,000.00 | Regional & Consolidated School Tax | 1.15 |
| Financial Administration | 24,000.00 | Delinquent Tax & Lien Collections | 139,070.87 | School Taxes in Municipal Budget | |
| Assessment of Taxes | 163,478.00 | Business Personalty Replacement Taxes | 177,691.92 | County Taxes | .36 |
| Collection of Taxes | 71,250.00 | Taxes from Public Utilities | 830,684.00 | County Library Taxes | |
| Planning, Housing & Development | 16,500.00 | Other Miscellaneous Tax Revenues | | Local Municipal Purpose Taxes | .50 |
| Human Resources | 2,100.00 | State Aid Revenues | 103,270.30 | Veteran & Senior Citizen Taxes | |
| Elections | 4,000.00 | Federal Aid Revenues | | Total Taxes for Rate Computation | 2.01 |
| General Administration (other) | 290,108.00 | State and Local Fiscal Assistance Act Utilized | 90,170.81 | Special District Taxes | |
| JUDICIARY | | Sale of Acquired Property | 351,058.57 | Bank Corp. Taxes | 40,193.17 |
| Municipal Courts | 45,402.00 | Other Miscellaneous Revenues | 366,563.19 | Added and Omitted Taxes | 45,158.45 |
| PUBLIC SAFETY | | Total | 10,997,792.70 | Total Taxes Levied - ABSTRACT | 9,123,174.94 |
| Fire Protection | 167,276.00 | Prior Years Surplus Appropriated | 402,000.00 | Total Taxes Billed | 9,093,870.85 |
| Police Protection | 979,889.00 | REVENUES | 11,399,792.70 | 1985 TAXES COLLECTED | 8,891,283.04 |
| Civil Defense & Disaster Control | 300.00 | Reserve For Uncollected Taxes | 224,738.75 | 1985 Taxes Cancelled, Abated or Adjusted | 508.59 |
| Environmental Inspection & Control | 62,096.00 | CAPITAL OUTLAY | 313,806.83 | Transfer to Tax Title Liens or Foreclosed | 5,402.24 |
| Other Public Safety | | TOTAL | | Balance Outstanding Dec. 31, 1985 | 196,676.98 |
| PUBLIC WORKS | | | | PRIOR YEARS TAXES OUTSTANDING | |
| Streets and Drainage | 661,430.00 | Public Enterprises | | Balance January 1, 1985 | 122,212.35 |
| Sewers and Sewage Processing | 345,125.00 | Recreation—Culture | | Collected in 1985 | 122,136.02 |
| Garbage and Trash Disposal | 9,740.00 | Public Works | 228,787.49 | Cancelled, Abated or Adjusted 1985 | 76.33 |
| Public Buildings and Grounds | 126,227.43 | Buildings and Grounds | 85,019.34 | Transfers to Tax Title Liens or Foreclosed | |
| Other Public Works | | Library and Education | | Balance December 31, 1985 | |
| HEALTH and WELFARE | | Conservation | | TAX TITLE LIENS OUTSTANDING | |
| Health Services Except Environmental | 75,288.00 | All Other | | Balance January 1, 1985 | 115,198.54 |
| Welfare-Public Assistance | 14,008.00 | CAPITAL DEBT AUTHORIZED, DECEMBER 31, 1985 | | Transfer From Taxes | 5,402.24 |
| Hospitals, Clinics, First Aid | | ISSUED AND UNISSUED | | Redeemed in 1985 | 16,934.85 |
| Animal, Insect, & Rodent Control | | School | 981,814 | Cancelled, Abated or Adjusted (1985) | |
| Other Welfare Services | | Self-Liquidating | | Transfers to Foreclosed Property | |
| RECREATION and CONSERVATION | | Other | 4,663,745 | Balance December 31, 1985 | 103,665.93 |
| Beaches and Boardwalks | | Total | 5,645,560 | PROPERTY ACQUIRED BY DEED OR | |
| Parks, Playgrounds, Shade Trees | 2,000.00 | | | FORECLOSURE | |
| Land Reclamation & Conservation | 50.00 | ISSUED AND OUTSTANDING | | Balance January 1, 1985 | 574,158.57 |
| Other Recreational Services | 117,524.00 | School | 981,814.99 | Transfers From Taxes or Liens | |
| EDUCATION (excluding schools) | | Self-Liquidating | | Sale for Cash (1985) | 351,058.57 |
| Libraries | 152,336.00 | Other | 2,614,400.00 | Cancelled, Abated or Adjusted (1985) | 89,800.00 |
| Other Educational Services | | Total | 3,596,214.99 | Balance December 31, 1985 | 133,300.00 |
| STATUTORY EXPENDITURES | | EQUALIZED VALUATION BASIS | | CURRENT FINANCES DECEMBER 31, 1985 | |
| Pensions & F. I. C. A. | 318,231.71 | FOR NET DEBT COMPUTATION | 396,040,232 | ASSETS | |
| Employee Fringe Benefits | 178,315.00 | REAL PROPERTY VALUATIONS | | Cash Dec. 31, 1985 | 1,237,126.05 |
| Other Statutory Expenditures | 100.00 | Code Class # of Parcels % VAL'N | | Taxes Receivable | 196,676.98 |
| CETA And Other Public Employment Programs | | 1 Vacant Land 192 .93 | 2,276,900.00 | Tax Title Liens | 103,665.93 |
| MUNICIPAL FUNCTIONS | | 2 Residential 2918 70.64 | 173,539,900.00 | Foreclosed Property | 133,300.00 |
| CAPITAL IMPROVEMENTS | *MEMO* | 3 Farm | | Emergencies & Other Deferred Charges | 162,607.57 |
| DEBT SERVICE | | 4a Commercial 207 18.17 | 44,627,800.00 | State and Federal Aid Receivable | |
| Principal Payments | 110,000.00 | 4b Industrial 33 3.97 | 9,751,300.00 | Other Receivables | 3,707.05 |
| Interest Payments | 156,978.70 | 4c Apartments 24 6.30 | 15,476,100.00 | Total | 1,837,083.58 |
| | | Total 3374 | 245,672,000.00 | LIABILITIES, RESERVES, AND SURPLUS | |
| DEFERRED CHARGES | | Land Area 2.40 Sq. Miles | | Cash Liabilities | 552,929.05 |
| SCHOOL, COUNTY, SPECIAL DISTRICT TAXES | | Net Valuation Taxable-Municipal | 246,558,921 | Reserves for Receivables | 437,349.96 |
| RESERVE FOR UNCOLLECTED TAXES | | Net Valuation Taxable-County | 402,329,507 | Surplus Dec. 31, 1985 | 846,804.57 |
| EXPENDITURES | | State Equalized Valuation | 447,482,086 | Total | 1,837,083.58 |
| TOTAL | 11,177,087.86 | State Equalization Ratio | 55.01 | | |

0123

Population 1980 **1,260**
 Population 1985 **1,330**
 S & P Rating
 Moody Rating

General Tax Rate Per \$100.

5.20

State Equalized Tax Rate

2.02**WEYMOUTH TOWNSHIP - ATLANTIC CO.****Form of Government:****Township Committee****Number of Members on Governing Body - 3****PER CAPITA:**

Gross Debt **791.27**
 Net Debt **166.22**
 Debt Service **6.14**
 Total Tax Levy **478.86**
 Municipal Expenditures **490.07**

PER CENT:

Gross Debt **3.80**
 Net Debt **.80**
 Tax Levy Collected **90.53**
 Tax Levy Cancelled, Abated or Adjusted **.21**

| EXPENDITURES | | REVENUES-REALIZED | | 1985 PROPERTY TAX | |
|---|---------------------|--|----------------------|--|-------------------|
| GENERAL GOVERNMENT | | | | STATE EQUALIZED TAX RATE | |
| Governing Body & Public Boards | | 1985 Property Taxes Collected | 573,544.64 | Local District School Taxes 1.15 | 349,019.50 |
| Municipal Clerk | | 1985 Payments in Lieu of Taxes | 73,832.99 | Regional & Consolidated School Tax | |
| Financial Administration | 14,900.00 | Delinquent Tax & Lien Collections | 8,530.92 | School Taxes in Municipal Budget | |
| Assessment of Taxes | 8,750.00 | Business Personalty Replacement Taxes | 125,796.00 | County Taxes .44 * | 134,711.76 |
| Collection of Taxes | 9,000.00 | Taxes from Public Utilities | | County Library Taxes .03 | 9,037.26 |
| Planning, Housing & Development | 256,992.16 | Other Miscellaneous Tax Revenues | 67,179.61 | Local Municipal Purpose Taxes .40 | 120,502.66 |
| Human Resources | | State Aid Revenues | 229,442.25 | Veteran & Senior Citizen Taxes | 21,200.00 |
| Elections | | Federal Aid Revenues | 5,144.00 | Total Taxes for Rate Computation 2.02 | 634,471.18 |
| General Administration (other) | 82,300.00 | State and Local Fiscal Assistance Act Utilized | | Special District Taxes | |
| JUDICIARY | | Sale of Acquired Property | 54,843.19 | Bank Corp. Taxes | 3,387.83 |
| Municipal Courts | 7,000.00 | Other Miscellaneous Revenues | 1,138,313.60 | Added and Omitted Taxes | 20,222.42 |
| PUBLIC SAFETY | | Total | 1,138,313.60 | Total Taxes Levied - ABSTRACT | 636,881.43 |
| Fire Protection | 14,300.00 | Prior Years Surplus Appropriated | 25,000.00 | Total Taxes Billed | 633,551.38 |
| Police Protection | 6,250.00 | REVENUES TOTAL | 1,163,313.60 | 1985 TAXES COLLECTED | 573,544.64 |
| Civil Defense & Disaster Control | 7,652.00 | Reserve For Uncollected Taxes | 76,818.17 | 1985 Taxes Cancelled, Abated or Adjusted | 1,321.56 |
| Environmental Inspection & Control | 1,650.00 | CAPITAL OUTLAY TOTAL | 31,987.44 | Transfer to Tax Title Liens or Foreclosed | 4,222.35 |
| Other Public Safety | | | | Balance Outstanding Dec. 31, 1985 | 54,462.83 |
| PUBLIC WORKS | | | | PRIOR YEARS TAXES OUTSTANDING | |
| Streets and Drainage | 108,300.00 | Public Enterprises | | Balance January 1, 1985 | 61,299.76 |
| Sewers and Sewage Processing | 15,000.00 | Recreation—Culture | 31,987.44 | Collected in 1985 | 58,007.09 |
| Garbage and Trash Disposal | 9,833.00 | Public Works | | Cancelled, Abated or Adjusted 1985 | |
| Public Buildings and Grounds | | Buildings and Grounds | | Transfers to Tax Title Liens or Foreclosed | 3,292.67 |
| Other Public Works | | Library and Education | | Balance December 31, 1985 | |
| HEALTH and WELFARE | | Conservation | | TAX TITLE LIENS OUTSTANDING | |
| Health Services Except Environmental | | All Other | | Balance January 1, 1985 | 20,092.84 |
| Welfare-Public Assistance | 1,350.00 | CAPITAL DEBT AUTHORIZED, DECEMBER 31, 1985 | | Transfer From Taxes | 8,016.13 |
| Hospitals, Clinics, First Aid | | ISSUED AND UNISSUED GROSS DEBT | | Redeemed in 1985 | 15,825.90 |
| Animal, Insect, & Rodent Control | 8,100.00 | School | 982,000 | Cancelled, Abated or Adjusted (1985) | |
| Other Welfare Services | | Self-liquidating | 70,390 | Transfers to Foreclosed Property | |
| RECREATION and CONSERVATION | | Other | 1,052,390 | Balance December 31, 1985 | 12,283.07 |
| Beaches and Boardwalks | | Total | 221,076 | PROPERTY ACQUIRED BY DEED OR | |
| Parks, Playgrounds, Shade Trees | | ISSUED AND OUTSTANDING | | FORECLOSURE | |
| Land Reclamation & Conservation | 250.00 | School | 982,000.00 | Balance January 1, 1985 | 31,735.00 |
| Other Recreational Services | | Self-Liquidating | | Transfers From Taxes or Liens | |
| EDUCATION (excluding schools) | | Other | 57,250.00 | Sale for Cash (1985) | |
| Libraries | | Total | 1,039,250.00 | Cancelled, Abated or Adjusted (1985) | |
| Other Educational Services | | EQUALIZED VALUATION BASIS | | Balance December 31, 1985 | 31,735.00 |
| STATUTORY EXPENDITURES | | FOR NET DEBT COMPUTATION | 27,710,468 | CURRENT FINANCES DECEMBER 31, 1985 | |
| Pensions & F. I. C. A. | 7,727.00 | REAL PROPERTY VALUATIONS | | ASSETS | |
| Employee Fringe Benefits | | Code Class # of Parcels % VAL'N | | Cash Dec. 31, 1985 | 159,922.56 |
| Other Statutory Expenditures | 500.00 | 1 Vacant Land 449 21.27 | 2,459,600.00 | Taxes Receivable | 54,462.83 |
| CETA And Other Public Employment Programs | | 2 Residential 375 61.84 | 7,152,000.00 | Tax Title Liens | 12,283.07 |
| MUNICIPAL FUNCTIONS | | 3 Farm 68 8.55 | 988,800.00 | Foreclosed Property | 31,735.00 |
| CAPITAL IMPROVEMENTS *MEMO* | 2,500.00 | 4a Commercial 27 7.50 | 867,300.00 | Emergencies & Other Deferred Charges | 45,600.00 |
| DEBT SERVICE | | 4b Industrial | | State and Federal Aid Receivable | 60,509.12 |
| Principal Payments | 6,000.00 | 4c Apartments 3 .85 | 97,900.00 | Other Receivables | 21,579.03 |
| Interest Payments | 2,160.00 | Total 922 | 11,565,600.00 | Total | 386,091.61 |
| DEFERRED CHARGES | | Land Area 12.00 Sq. Miles | | LIABILITIES, RESERVES, AND SURPLUS | |
| SCHOOL, COUNTY, SPECIAL DISTRICT TAXES | 492,768.52 | Net Valuation Taxable-Municipal | 11,787,986 | Cash Liabilities | 166,671.86 |
| RESERVE FOR UNCOLLECTED TAXES | 76,818.17 | Net Valuation Taxable-County | 28,090,151 | Reserves for Receivables | 120,059.93 |
| EXPENDITURES | 1,144,555.16 | State Equalized Valuation | 29,954,006 | Surplus Dec. 31, 1985 | 99,359.82 |
| TOTAL | | State Equalization Ratio | 38.90 | Total | 386,091.61 |

1439
Population 1980 5,485
Population 1985 5,595
S & P Rating
Moody Rating A

General Tax Rate Per \$100. 3.07
State Equalized Tax Rate 2.32

WHARTON BOROUGH - MORRIS COUNTY
Form of Government:
Borough Council
Number of Members on Governing Body - 6

PER CAPITA:
Gross Debt 593.90
Net Debt 310.35
Debt Service 68.78
Total Tax Levy 801.83
Municipal Expenditures 336.21
PER CENT:
Gross Debt 2.01
Net Debt 1.05
Tax Levy Collected 96.45
Tax Levy Cancelled, Abated or Adjusted 2.34

| EXPENDITURES | | REVENUES-REALIZED | | 1985 PROPERTY TAX | |
|--|---------------------|---|-------------------|---|-------------------|
| GENERAL GOVERNMENT | | | | STATE EQUALIZED TAX RATE | |
| Governing Body & Public Boards | | 1985 Property Taxes Collected | 4,317,740.34 | Local District School Taxes | .86 1,564,034.25 |
| Municipal Clerk | | 1985 Payments in Lieu of Taxes | | Regional & Consolidated School Tax | .53 971,983.13 |
| Financial Administration | 42,285.00 | Delinquent Tax & Lien Collections | 48,473.62 | School Taxes in Municipal Budget | |
| Assessment of Taxes | 12,895.00 | Business Personalty Replacement Taxes | 113,061.64 | County Taxes | .35 647,640.29 |
| Collection of Taxes | 15,785.00 | Taxes from Public Utilities | 273,194.00 | County Library Taxes | |
| Planning, Housing & Development | 17,920.00 | Other Miscellaneous Tax Revenues | | Local Municipal Purpose Taxes | .58 1,057,180.00 |
| Human Resources | | State Aid Revenues | 54,124.50 | Veteran & Senior Citizen Taxes | |
| Elections | 1,200.00 | Federal Aid Revenues | | Total Taxes for Rate Computation | 2.32 4,285,687.67 |
| General Administration (other) | 203,381.45 | State and Local Fiscal Assistance Act Utilized | 50,594.00 | Special District Taxes | |
| JUDICIARY | | Sale of Acquired Property | | Bank Corp. Taxes | 10,244.18 |
| Municipal Courts | 16,515.00 | Other Miscellaneous Revenues | | Added and Omitted Taxes | 14,094.52 |
| PUBLIC SAFETY | | Total | 5,073,304.21 | Total Taxes Levied - ABSTRACT | 4,486,225.16 |
| Fire Protection | 33,175.00 | Prior Years Surplus Appropriated | 250,000.00 | Total Taxes Billed | 4,476,517.04 |
| Police Protection | 451,449.00 | REVENUES TOTAL | 5,323,304.21 | 1985 TAXES COLLECTED | 4,317,740.34 |
| Civil Defense & Disaster Control | 500.00 | Reserve For Uncollected Taxes | 133,720.49 | 1985 Taxes Cancelled, Abated or Adjusted | 104,883.24 |
| Environmental Inspection & Control | 22,010.00 | | | Transfer to Tax Title Liens or Foreclosed | 3,720.96 |
| Other Public Safety | | | | Balance Outstanding Dec. 31, 1985 | 50,172.50 |
| PUBLIC WORKS | | CAPITAL OUTLAY TOTAL | 947,973.39 | PRIOR YEARS TAXES OUTSTANDING | |
| Streets and Drainage | 137,195.56 | Public Enterprises | 67,077.10 | Balance January 1, 1985 | 47,856.20 |
| Sewers and Sewage Processing | | Recreation—Culture | 18,000.00 | Collected in 1985 | 47,473.35 |
| Garbage and Trash Disposal | | Public Works | 842,509.06 | Cancelled, Abated or Adjusted 1985 | .01 |
| Public Buildings and Grounds | 62,473.00 | Buildings and Grounds | 20,387.23 | Transfers to Tax Title Liens or Foreclosed | |
| Other Public Works | 1,103.00 | Library and Education | | Balance December 31, 1985 | 382.84 |
| HEALTH and WELFARE | | Conservation | | TAX TITLE LIENS OUTSTANDING | |
| Health Services Except Environmental | 32,388.56 | All Other | | Balance January 1, 1985 | 22,082.61 |
| Welfare-Public Assistance | 6,000.00 | | | Transfer From Taxes | 3,720.96 |
| Hospitals, Clinics, First Aid | 600.00 | CAPITAL DEBT AUTHORIZED, DECEMBER 31, 1985 | | Redeemed in 1985 | 1,000.27 |
| Animal, Insect, & Rodent Control | 10,000.00 | ISSUED AND UNISSUED | | Cancelled; Abated or Adjusted (1985) | |
| Other Welfare Services | | School | 961,448 | Transfers to Foreclosed Property | |
| RECREATION and CONSERVATION | | Self-liquidating | 625,000 | Balance December 31, 1985 | 24,803.30 |
| Beaches and Boardwalks | | Other | 1,736,395 | PROPERTY ACQUIRED BY DEED OR FORECLOSURE | |
| Parks, Playgrounds, Shade Trees | 66,857.00 | Total | 3,322,843 | Balance January 1, 1985 | 8,455.00 |
| Land Reclamation & Conservation | 2,125.00 | ISSUED AND OUTSTANDING | | Transfers From Taxes or Liens | |
| Other Recreational Services | 20,355.06 | School | 824,905.40 | Sale for Cash (1985) | |
| EDUCATION (excluding schools) | | Self-Liquidating | 600,770.00 | Cancelled, Abated or Adjusted (1985) | |
| Libraries | 52,565.00 | Other | 1,352,230.00 | Balance December 31, 1985 | 8,455.00 |
| Other Educational Services | | Total | 2,777,905.40 | CURRENT FINANCES DECEMBER 31, 1985 | |
| STATUTORY EXPENDITURES | | EQUALIZED VALUATION BASIS | | ASSETS | |
| Pensions & F. I. C. A. | 105,529.46 | FOR NET DEBT COMPUTATION | 165,170,529 | Cash Dec. 31, 1985 | 537,983.83 |
| Employee Fringe Benefits | 41,593.40 | REAL PROPERTY VALUATIONS | | Taxes Receivable | 50,555.34 |
| Other Statutory Expenditures | 3,662.30 | Code Class # of Parcels % VAL'N | | Tax Title Liens | 24,803.30 |
| CETA And Other Public Employment Programs | | 1 Vacant Land 94 2.37 | 3,259,500.00 | Foreclosed Property | 8,455.00 |
| MUNICIPAL FUNCTIONS TOTAL | 1,359,562.79 | 2 Residential 1487 70.52 | 96,887,600.00 | Emergencies & Other Deferred Charges | 6,000.00 |
| CAPITAL IMPROVEMENTS *MEMO* | 54,000.00 | 3 Farm 3 .05 | 65,100.00 | State and Federal Aid Receivable | |
| DEBT SERVICE | | 4a Commercial 66 7.93 | 10,894,000.00 | Other Receivables | 3,083.71 |
| Principal Payments | 325,916.67 | 4b Industrial 19 16.46 | 22,612,900.00 | Total | 630,881.18 |
| Interest Payments | 58,921.58 | 4c Apartments 9 2.68 | 3,680,700.00 | LIABILITIES, RESERVES, AND SURPLUS | |
| | | Total 1678 | 137,399,800.00 | Cash Liabilities | 144,512.65 |
| DEFERRED CHARGES | 3,000.00 | Land Area 1.95 Sq. Miles | | Reserves for Receivables | 86,897.35 |
| SCHOOL, COUNTY, SPECIAL DISTRICT TAXES | 3,404,706.46 | Net Valuation Taxable-Municipal | 138,155,496 | Surplus Dec. 31, 1985 | 399,471.18 |
| RESERVE FOR UNCOLLECTED TAXES | 133,720.49 | Net Valuation Taxable-County | 179,304,076 | Total | 630,881.18 |
| EXPENDITURES TOTAL | 5,285,827.99 | State Equalized Valuation | 182,621,745 | | |
| | | State Equalization Ratio | 75.55 | | |

2123
Population 1980 2,748
Population 1985 2,983
S & P Rating
Moody Rating

General Tax Rate Per \$100. 2.63
State Equalized Tax Rate 1.74

WHITE TOWNSHIP - WARREN COUNTY
Form of Government:
Township Committee
Number of Members on Governing Body - 3

PER CAPITA:
Gross Debt
Net Debt
Debt Service
Total Tax Levy 905.78
Municipal Expenditures 221.17

PER CENT:
Gross Debt
Net Debt
Tax Levy Collected 96.65
Tax Levy Cancelled, Abated or Adjusted

| EXPENDITURES | | REVENUES-REALIZED | | 1985 PROPERTY TAX | |
|---|--------------|--|--------------------|--|-------------------|
| GENERAL GOVERNMENT | | | | STATE EQUALIZED TAX RATE 1.10 | 1,686,207.00 |
| Governing Body & Public Boards | | 1985 Property Taxes Collected | 2,611,346.09 | Local District School Taxes | |
| Municipal Clerk | 10,284.00 | 1985 Payments in Lieu of Taxes | | Regional & Consolidated School Tax | |
| Financial Administration | 13,026.00 | Delinquent Tax & Lien Collections | 111,121.55 | School Taxes in Municipal Budget | |
| Assessment of Taxes | 17,865.00 | Business Personalty Replacement Taxes | 65,818.56 | County Taxes | .60 924,063.78 |
| Collection of Taxes | 29,930.00 | Taxes from Public Utilities | 188,036.00 | County Library Taxes | .03 47,561.32 |
| Planning, Housing & Development | | Other Miscellaneous Tax Revenues | | Local Municipal Purpose Taxes | |
| Human Resources | | State Aid Revenues | 16,687.88 | Veteran & Senior Citizen Taxes | 25,900.00 |
| Elections | | Federal Aid Revenues | | Total Taxes for Rate Computation | 1.73 2,683,732.10 |
| General Administration (other) | 88,200.00 | State and Local Fiscal Assistance Act Utilized | 22,435.32 | Special District Taxes | |
| JUDICIARY | | Sale of Acquired Property | | Bank Corp. Taxes | 3,826.18 |
| Municipal Courts | 14,741.00 | Other Miscellaneous Revenues | 144,652.89 | Added and Omitted Taxes | 40,293.59 |
| PUBLIC SAFETY | | Total | 3,160,098.29 | Total Taxes Levied - ABSTRACT | 2,701,951.87 |
| Fire Protection | 12,330.00 | Prior Years Surplus Appropriated | 265,356.36 | Total Taxes Billed | 2,701,789.40 |
| Police Protection | 6,100.00 | REVENUES TOTAL | 3,425,454.65 | 1985 TAXES COLLECTED | 2,611,346.09 |
| Civil Defense & Disaster Control | 200.00 | Reserve For Uncollected Taxes | 177,100.00 | 1985 Taxes Cancelled, Abated or Adjusted | 22.28 |
| Environmental Inspection & Control | 31,950.00 | | | Transfer to Tax Title Liens or Foreclosed | 1,747.64 |
| Other Public Safety | | CAPITAL OUTLAY TOTAL | 27,586.05 | Balance Outstanding Dec. 31, 1985 | 88,673.39 |
| PUBLIC WORKS | | | | PRIOR YEARS TAXES OUTSTANDING | |
| Streets and Drainage | 181,410.32 | Public Enterprises | | Balance January 1, 1985 | 102,894.86 |
| Sewers and Sewage Processing | | Recreation—Culture | | Collected in 1985 | 99,760.02 |
| Garbage and Trash Disposal | 6,300.00 | Public Works | 27,586.05 | Cancelled, Abated or Adjusted 1985 | 5.57 |
| Public Buildings and Grounds | 11,300.00 | Buildings and Grounds | | Transfers to Tax Title Liens or Foreclosed | 159.53 |
| Other Public Works | | Library and Education | | Balance December 31, 1985 | 2,969.74 |
| HEALTH and WELFARE | | Conservation | | TAX TITLE LIENS OUTSTANDING | |
| Health Services Except Environmental | 200.00 | All Other | | Balance January 1, 1985 | 13,115.29 |
| Welfare-Public Assistance | 3,700.00 | | | Transfer From Taxes | 1,949.34 |
| Hospitals, Clinics, First Aid | 1,500.00 | CAPITAL DEBT AUTHORIZED, DECEMBER 31, 1985 | | Redeemed in 1985 | 11,361.53 |
| Animal, Insect, & Rodent Control | 5,400.00 | ISSUED AND UNISSUED GROSS DEBT NET DEBT | | Cancelled, Abated or Adjusted (1985) | |
| Other Welfare Services | | School | | Transfers to Foreclosed Property | |
| RECREATION and CONSERVATION | | Self-liquidating | | Balance December 31, 1985 | 3,703.10 |
| Beaches and Boardwalks | | Other | | PROPERTY ACQUIRED BY DEED OR | |
| Parks, Playgrounds, Shade Trees | | Total | | FORECLOSURE | |
| Land Reclamation & Conservation | 1,000.00 | ISSUED AND OUTSTANDING | | Balance January 1, 1985 | 48,300.00 |
| Other Recreational Services | 2,000.00 | School | | Transfers From Taxes or Liens | |
| EDUCATION (excluding schools) | | Self-Liquidating | | Sale for Cash (1985) | |
| Libraries | | Other | | Cancelled, Abated or Adjusted (1985) | |
| Other Educational Services | 1,200.00 | Total | | Balance December 31, 1985 | 48,300.00 |
| STATUTORY EXPENDITURES | | EQUALIZED VALUATION BASIS | | CURRENT FINANCES DECEMBER 31, 1985 | |
| Pensions & F. I. C. A. | 29,000.00 | FOR NET DEBT COMPUTATION | 135,753,087 | ASSETS | |
| Employee Fringe Benefits | 13,000.00 | REAL PROPERTY VALUATIONS | | Cash Dec. 31, 1985 | 709,703.21 |
| Other Statutory Expenditures | 2,000.00 | Code Class # of Parcels % VAL'N | ASSESSED VALUATION | Taxes Receivable | 91,643.13 |
| CETA And Other Public Employment Programs | | 1 Vacant Land 404 4.83 | 4,862,750.00 | Tax Title Liens | 3,703.10 |
| MUNICIPAL FUNCTIONS TOTAL | 482,636.32 | 2 Residential 781 35.28 | 35,537,372.00 | Foreclosed Property | 48,300.00 |
| CAPITAL IMPROVEMENTS *MEMO* | 25,000.00 | 3 Farm 339 5.14 | 5,177,813.00 | Emergencies & Other Deferred Charges | |
| DEBT SERVICE | | 4a Commercial 77 6.40 | 6,446,815.00 | State and Federal Aid Receivable | |
| Principal Payments | | 4b Industrial 2 46.32 | 46,661,210.00 | Other Receivables | 6,256.47 |
| Interest Payments | | 4c Apartments 6 2.03 | 2,045,800.00 | Total | 859,605.91 |
| DEFERRED CHARGES | | Total 1609 | 100,731,760.00 | LIABILITIES, RESERVES, AND SURPLUS | |
| SCHOOL, COUNTY, SPECIAL DISTRICT TAXES | 2,657,832.10 | Land Area 27.35 Sq. Miles | | Cash Liabilities | 227,531.41 |
| RESERVE FOR UNCOLLECTED TAXES | 177,100.00 | Net Valuation Taxable-Municipal | 101,227,949 | Reserves for Receivables | 149,902.70 |
| EXPENDITURES TOTAL | 3,317,568.42 | Net Valuation Taxable-County | 134,466,095 | Surplus Dec. 31, 1985 | 482,171.80 |
| | | State Equalized Valuation | 153,123,741 | Total | 859,605.91 |
| | | State Equalization Ratio | 66.00 | | |

0514
Population 1980 4,913
Population 1985 5,044
S & P Rating BBB
Moody Rating AAA

General Tax Rate Per \$100.
2.24
State Equalized Tax Rate
2.25

WILDWOOD CITY – CAPE MAY COUNTY
Form of Government:
Mayor-Council Plan D (OMCL 50)
Number of Members on Governing Body – 5

PER CAPITA:
Gross Debt 3,774.71
Net Debt 1,565.26
Debt Service 224.10
Total Tax Levy 1,836.53
Municipal Expenditures 1,915.70
PER CENT:
Gross Debt 5.07
Net Debt 2.10
Tax Levy Collected 90.46
Tax Levy Cancelled, Abated or Adjusted .79

| EXPENDITURES | | REVENUES-REALIZED | | 1985 PROPERTY TAX | |
|---|---------------|--|--------------------|--|-------------------|
| GENERAL GOVERNMENT | | | | STATE EQUALIZED TAX RATE | |
| Governing Body & Public Boards | 82,747.97 | 1985 Property Taxes Collected | 8,323,630.84 | Local District School Taxes | .64 2,607,785.67 |
| Municipal Clerk | 138,952.37 | 1985 Payments in Lieu of Taxes | 35,475.62 | Regional & Consolidated School Tax | |
| Financial Administration | 117,707.49 | Delinquent Tax & Lien Collections | 994,498.02 | School Taxes in Municipal Budget | .02 98,685.00 |
| Assessment of Taxes | 40,261.52 | Business Personalty Replacement Taxes | 267,082.12 | County Taxes | .40 1,639,415.78 |
| Collection of Taxes | | Taxes from Public Utilities | 964,859.00 | County Library Taxes | .02 98,026.19 |
| Planning, Housing & Development | 27,500.00 | Other Miscellaneous Tax Revenues | | Local Municipal Purpose Taxes | 1.15 4,676,175.48 |
| Human Resources | | State Aid Revenues | 55,349.38 | Veteran & Senior Citizen Taxes | |
| Elections | 7,100.00 | Federal Aid Revenues | | Total Taxes for Rate Computation | 2.23 9,177,688.12 |
| General Administration (other) | 1,804,777.07 | State and Local Fiscal Assistance Act Utilized | 138,538.00 | Special District Taxes | |
| JUDICIARY | | Sale of Acquired Property | | Bank Corp. Taxes | |
| Municipal Courts | 113,896.50 | Other Miscellaneous Revenues | 1,910,258.67 | Added and Omitted Taxes | |
| PUBLIC SAFETY | | Total | 12,689,691.65 | Total Taxes Levied - ABSTRACT | 9,263,444.63 |
| Fire Protection | 600,478.28 | Prior Years Surplus Appropriated | 575,000.00 | Total Taxes Billed | 9,201,274.26 |
| Police Protection | 1,557,781.00 | REVENUES TOTAL | 13,264,691.65 | 1985 TAXES COLLECTED | 8,323,630.84 |
| Civil Defense & Disaster Control | 7,950.00 | Reserve For Uncollected Taxes | 1,043,782.05 | 1985 Taxes Cancelled, Abated or Adjusted | 72,985.56 |
| Environmental Inspection & Control | 141,204.00 | CAPITAL OUTLAY TOTAL | 608,439.51 | Transfer to Tax Title Liens or Foreclosed | 113,307.38 |
| Other Public Safety | | Public Enterprises | 149,453.68 | Balance Outstanding Dec. 31, 1985 | 691,350.48 |
| PUBLIC WORKS | | Recreation—Culture | | PRIOR YEARS TAXES OUTSTANDING | |
| Streets and Drainage | 565,231.00 | Public Works | 420,786.77 | Balance January 1, 1985 | 857,163.32 |
| Sewers and Sewage Processing | 617,560.00 | Buildings and Grounds | 38,199.06 | Collected in 1985 | 837,408.00 |
| Garbage and Trash Disposal | 190,250.00 | Library and Education | | Cancelled, Abated or Adjusted 1985 | 9,251.73 |
| Public Buildings and Grounds | | Conservation | | Transfers to Tax Title Liens or Foreclosed | 107.34 |
| Other Public Works | 113,900.00 | All Other | | Balance December 31, 1985 | 10,396.25 |
| HEALTH and WELFARE | | CAPITAL DEBT AUTHORIZED, DECEMBER 31, 1985 | | TAX TITLE LIENS OUTSTANDING | |
| Health Services Except Environmental | | ISSUED AND UNISSUED GROSS DEBT NET DEBT | | Balance January 1, 1985 | 390,225.41 |
| Welfare-Public Assistance | 35,600.00 | School 1,697,000 | | Transfer From Taxes | 113,435.08 |
| Hospitals, Clinics, First Aid | | Self-liquidating 6,967,500 | | Redeemed in 1985 | 157,090.02 |
| Animal, Insect, & Rodent Control | 4,000.00 | Other 10,375,147 | 7,895,147 | Cancelled, Abated or Adjusted (1985) | |
| Other Welfare Services | | Total 19,039,647 | 7,895,147 | Transfers to Foreclosed Property | |
| RECREATION and CONSERVATION | | ISSUED AND OUTSTANDING | | Balance December 31, 1985 | 346,570.47 |
| Beaches and Boardwalks | 215,130.00 | School 1,697,000.00 | | PROPERTY ACQUIRED BY DEED OR | |
| Parks, Playgrounds, Shade Trees | | Self-Liquidating 5,372,000.00 | | FORECLOSURE | |
| Land Reclamation & Conservation | 67,240.00 | Other 9,408,450.00 | | Balance January 1, 1985 | 185,340.00 |
| Other Recreational Services | 68,778.43 | Total 16,477,450.00 | | Transfers From Taxes or Liens | |
| EDUCATION (excluding schools) | | EQUALIZED VALUATION BASIS | | Sale for Cash (1985) | |
| Libraries | | FOR NET DEBT COMPUTATION | 375,469,155 | Cancelled, Abated or Adjusted (1985) | |
| Other Educational Services | | REAL PROPERTY VALUATIONS | | Balance December 31, 1985 | 185,340.00 |
| STATUTORY EXPENDITURES | | Code Class # of Parcels % VAL'N | ASSESSED VALUATION | CURRENT FINANCES DECEMBER 31, 1985 | |
| Pensions & F. I. C. A. | 584,273.52 | 1 Vacant Land 608 4.94 | 19,805,425.00 | ASSETS | |
| Employee Fringe Benefits | 315,000.00 | 2 Residential 2418 34.06 | 136,593,264.00 | Cash Dec. 31, 1985 | 1,717,170.21 |
| Other Statutory Expenditures | 35,000.00 | 3 Farm | | Taxes Receivable | 701,746.73 |
| CETA And Other Public Employment Programs | | 4a Commercial 528 34.69 | 139,107,175.00 | Tax Title Liens | 346,570.47 |
| MUNICIPAL FUNCTIONS TOTAL | 7,452,319.15 | 4b Industrial 17 .50 | 1,993,600.00 | Foreclosed Property | 185,340.00 |
| CAPITAL IMPROVEMENTS *MEMO* | 40,000.00 | 4c Apartments 603 25.82 | 103,553,450.00 | Emergencies & Other Deferred Charges | 127,240.00 |
| DEBT SERVICE | | Total 4174 | 401,052,914.00 | State and Federal Aid Receivable | 6,638.66 |
| Principal Payments | 623,000.00 | Land Area 1.12 Sq. Miles | | Other Receivables | 350,250.00 |
| Interest Payments | 507,380.50 | Net Valuation Taxable-Municipal | 408,127,968 | Total | 3,434,956.07 |
| TYPE I SCHL DEBT *MEMO | 98,685.00 | Net Valuation Taxable-County | 394,312,300 | LIABILITIES, RESERVES, AND SURPLUS | |
| DEFERRED CHARGES | 36,303.30 | State Equalized Valuation | 405,854,923 | Cash Liabilities | 1,214,625.21 |
| SCHOOL, COUNTY, SPECIAL DISTRICT TAXES | 4,443,912.64 | State Equalization Ratio | 100.57 | Reserves for Receivables | 1,583,907.20 |
| RESERVE FOR UNCOLLECTED TAXES | 1,043,782.05 | | | Surplus Dec. 31, 1985 | 636,423.66 |
| EXPENDITURES TOTAL | 14,106,697.64 | | | Total | 3,434,956.07 |

0515
Population 1980 4,149
Population 1985 4,261
S & P Rating
Moody Rating A

General Tax Rate Per \$100.

1.41

State Equalized Tax Rate

1.36

WILDWOOD CREST BORO. - CAPE MAY CO.

Form of Government:

Commission (1911)

Number of Members on Governing Body - 3

PER CAPITA:

Gross Debt 945.76
Net Debt 883.57
Debt Service 186.89
Total Tax Levy 1,562.68
Municipal Expenditures 1,135.60

PER CENT:

Gross Debt .90
Net Debt .84
Tax Levy Collected 95.04
Tax Levy Cancelled, Abated or Adjusted .02

| EXPENDITURES | | REVENUES-REALIZED | | 1985 PROPERTY TAX | |
|---|--------------|--|--------------|--|--------------|
| GENERAL GOVERNMENT | | | | STATE EQUALIZED TAX RATE | |
| Governing Body & Public Boards | | 1985 Property Taxes Collected | 6,313,708.74 | Local District School Taxes | .41 |
| Municipal Clerk | | 1985 Payments in Lieu of Taxes | 289,623.58 | Regional & Consolidated School Tax | |
| Financial Administration | 74,855.00 | Delinquent Tax & Lien Collections | 124,307.52 | School Taxes in Municipal Budget | |
| Assessment of Taxes | 36,491.00 | Business Personalty Replacement Taxes | 380,542.00 | County Taxes | .41 |
| Collection of Taxes | 56,216.00 | Taxes from Public Utilities | | County Library Taxes | .02 |
| Planning, Housing & Development | 29,047.50 | Other Miscellaneous Tax Revenues | | Local Municipal Purpose Taxes | .52 |
| Human Resources | 25,440.00 | State Aid Revenues | 66,898.21 | Veteran & Senior Citizen Taxes | |
| Elections | | Federal Aid Revenues | | Total Taxes for Rate Computation | 1.36 |
| General Administration (other) | 575,020.62 | State and Local Fiscal Assistance Act Utilized | 90,842.00 | Special District Taxes | |
| JUDICIARY | | Sale of Acquired Property | 874,202.19 | Bank Corp. Taxes | |
| Municipal Courts | 67,751.25 | Other Miscellaneous Revenues | 8,140,124.24 | Added and Omitted Taxes | |
| PUBLIC SAFETY | | Total | 8,140,124.24 | Total Taxes Levied - ABSTRACT | |
| Fire Protection | 28,560.00 | Prior Years Surplus Appropriated | 565,000.00 | Total Taxes Billed | |
| Police Protection | 897,209.65 | REVENUES TOTAL | 8,705,124.24 | 1985 TAXES COLLECTED | |
| Civil Defense & Disaster Control | 1,044.00 | Reserve For Uncollected Taxes | 310,655.00 | 1985 Taxes Cancelled, Abated or Adjusted | |
| Environmental Inspection & Control | 81,161.00 | CAPITAL OUTLAY TOTAL | 546,332.42 | Transfer to Tax Title Liens or Foreclosed | |
| Other Public Safety | | | | Balance Outstanding Dec. 31, 1985 | |
| PUBLIC WORKS | | | | PRIOR YEARS TAXES OUTSTANDING | |
| Streets and Drainage | 149,000.00 | Public Enterprises | | Balance January 1, 1985 | 281,725.68 |
| Sewers and Sewage Processing | 159,312.28 | Recreation—Culture | 168,327.62 | Collected in 1985 | 277,616.24 |
| Garbage and Trash Disposal | 350,488.55 | Public Works | 253,049.12 | Cancelled, Abated or Adjusted 1985 | 1,722.50 |
| Public Buildings and Grounds | 14,180.00 | Buildings and Grounds | 124,955.68 | Transfers to Tax Title Liens or Foreclosed | 416.67 |
| Other Public Works | 236,811.45 | Library and Education | | Balance December 31, 1985 | 1,970.27 |
| HEALTH and WELFARE | | Conservation | | TAX TITLE LIENS OUTSTANDING | |
| Health Services Except Environmental | 3,000.00 | All Other | | Balance January 1, 1985 | 28,395.91 |
| Welfare-Public Assistance | 2,392.30 | CAPITAL DEBT AUTHORIZED, DECEMBER 31, 1985 | | Transfer From Taxes | |
| Hospitals, Clinics, First Aid | | ISSUED AND UNISSUED GROSS DEBT NET DEBT | | Redeemed in 1985 | |
| Animal, Insect, & Rodent Control | 3,400.00 | School 265,000 | | Cancelled, Abated or Adjusted (1985) | 12,007.34 |
| Other Welfare Services | | Self-liquidating 3,764,873 | 3,764,873 | Transfers to Foreclosed Property | |
| RECREATION and CONSERVATION | | Other 4,029,873 | 3,764,873 | Balance December 31, 1985 | 25,691.12 |
| Beaches and Boardwalks | 301,163.46 | ISSUED AND OUTSTANDING | | PROPERTY ACQUIRED BY DEED OR | |
| Parks, Playgrounds, Shade Trees | 14,000.00 | School 265,000.00 | | FORECLOSURE | |
| Land Reclamation & Conservation | | Self-Liquidating 3,764,803.00 | | Balance January 1, 1985 | 3,300.00 |
| Other Recreational Services | 55,219.80 | Other 4,029,803.00 | | Transfers From Taxes or Liens | |
| EDUCATION (excluding schools) | | Total 4,029,803.00 | | Sale for Cash (1985) | |
| Libraries | | EQUALIZED VALUATION BASIS | | Cancelled, Abated or Adjusted (1985) | |
| Other Educational Services | | FOR NET DEBT COMPUTATION | 447,786,702 | Balance December 31, 1985 | 3,300.00 |
| STATUTORY EXPENDITURES | | REAL PROPERTY VALUATIONS | | CURRENT FINANCES DECEMBER 31, 1985 | |
| Pensions & F. I. C. A. | 290,790.05 | Code Class # of Parcels % VAL'N ASSESSED VALUATION | | ASSETS | |
| Employee Fringe Benefits | 256,924.44 | 1 Vacant Land 203 3.45 16,064,950.00 | | Cash Dec. 31, 1985 | 1,373,592.82 |
| Other Statutory Expenditures | 5,000.00 | 2 Residential 2976 59.25 275,669,150.00 | | Taxes Receivable | 321,502.28 |
| CETA And Other Public Employment Programs | | 3 Farm 4a Commercial 229 34.06 158,480,400.00 | | Tax Title Liens | 25,691.12 |
| MUNICIPAL FUNCTIONS TOTAL | 3,714,478.35 | 4b Industrial 89 3.23 15,031,700.00 | | Foreclosed Property | 3,300.00 |
| CAPITAL IMPROVEMENTS *MEMO* | 40,000.00 | 4c Apartments 3497 465,246,200.00 | | Emergencies & Other Deferred Charges | 17,325.13 |
| DEBT SERVICE | | Total Land Area 1.03 Sq. Miles | | State and Federal Aid Receivable | 519.76 |
| Principal Payments | 471,793.00 | Net Valuation Taxable-Municipal | 466,151,167 | Other Receivables | 12,729.32 |
| Interest Payments | 324,531.14 | Net Valuation Taxable-County | 471,247,095 | Total | 1,754,660.43 |
| DEFERRED CHARGES | 17,325.13 | State Equalized Valuation | 484,931,392 | LIABILITIES, RESERVES, AND SURPLUS | |
| SCHOOL, COUNTY, SPECIAL DISTRICT TAXES | 4,057,684.88 | State Equalization Ratio | 96.12 | Cash Liabilities | 825,075.89 |
| RESERVE FOR UNCOLLECTED TAXES | 310,655.00 | | | Reserves for Receivables | 350,502.72 |
| EXPENDITURES TOTAL | 8,896,467.50 | | | Surplus Dec. 31, 1985 | 579,081.82 |

0338
 Population 1980 **39,912**
 Population 1985 **38,868**
 S & P Rating
 Moody Rating **A**

General Tax Rate Per \$100.
2.96
 State Equalized Tax Rate
2.85

WILLINGBORO TWP. – BURLINGTON CO.
Form of Government:
Council-Manager Plan E (OMCL 50)
Number of Members on Governing Body – 5

PER CAPITA:
 Gross Debt **299.19**
 Net Debt **114.48**
 Debt Service **17.49**
 Total Tax Levy **462.90**
 Municipal Expenditures **265.13**

PER CENT:
 Gross Debt **1.97**
 Net Debt **.76**
 Tax Levy Collected **97.28**
 Tax Levy Cancelled, Abated or Adjusted **.22**

| EXPENDITURES | | REVENUES-REALIZED | | 1985 PROPERTY TAX | |
|---|-------------------------|--|-----------------------|--|----------------------|
| GENERAL GOVERNMENT | | | | STATE EQUALIZED TAX RATE 1.57 | |
| Governing Body & Public Boards | 30,408.00 | 1985 Property Taxes Collected | 17,495,526.59 | Local District School Taxes | 9,915,313.00 |
| Municipal Clerk | 65,137.00 | 1985 Payments in Lieu of Taxes | | Regional & Consolidated School Tax | |
| Financial Administration | 166,579.00 | Delinquent Tax & Lien Collections | 441,563.67 | School Taxes in Municipal Budget | |
| Assessment of Taxes | 49,670.00 | Business Personalty Replacement Taxes | 146,372.64 | County Taxes | 3,536,171.67 |
| Collection of Taxes | 62,203.00 | Taxes from Public Utilities | 1,731,036.00 | County Library Taxes | |
| Planning, Housing & Development | 21,339.06 | Other Miscellaneous Tax Revenues | | Local Municipal Purpose Taxes | 4,510,130.00 |
| Human Resources | 410,846.00 | State Aid Revenues | 1,454,906.90 | Veteran & Senior Citizen Taxes | 196,150.00 |
| Elections | | Federal Aid Revenues | | Total Taxes for Rate Computation | 2.85 |
| General Administration (other) | 560,945.00 | State and Local Fiscal Assistance Act Utilized | 266,590.00 | Special District Taxes | |
| JUDICIARY | | Sale of Acquired Property | | Bank Corp. Taxes | 11,647.90 |
| Municipal Courts | 112,311.00 | Other Miscellaneous Revenues | 1,004,428.16 | Added and Omitted Taxes | 18,821.47 |
| PUBLIC SAFETY | | Total | 22,540,423.96 | Total Taxes Levied - ABSTRACT | 17,992,084.04 |
| Fire Protection | 181,239.00 | Prior Years Surplus Appropriated | 950,000.00 | Total Taxes Billed | 17,985,316.87 |
| Police Protection | 2,642,756.60 | REVENUES TOTAL | 23,490,423.96 | 1985 TAXES COLLECTED | 17,495,526.59 |
| Civil Defense & Disaster Control | | Reserve For Uncollected Taxes | 738,982.15 | 1985 Taxes Cancelled, Abated or Adjusted | 39,677.93 |
| Environmental Inspection & Control | 158,166.00 | CAPITAL OUTLAY TOTAL | 491,703.19 | Transfer to Tax Title Liens or Foreclosed | 31,907.04 |
| Other Public Safety | | Public Enterprises | | Balance Outstanding Dec. 31, 1985 | 418,205.31 |
| PUBLIC WORKS | | Recreation—Culture | 4,600.52 | PRIOR YEARS TAXES OUTSTANDING | |
| Streets and Drainage | 1,125,939.00 | Public Works | 248,876.65 | Balance January 1, 1985 | 444,273.34 |
| Sewers and Sewage Processing | 1,317,143.54 | Buildings and Grounds | 236,407.02 | Collected in 1985 | 432,284.27 |
| Garbage and Trash Disposal | 143,513.00 | Library and Education | 1,819.00 | Cancelled, Abated or Adjusted 1985 | 44.70 |
| Public Buildings and Grounds | | Conservation | | Transfers to Tax Title Liens or Foreclosed | 2,915.96 |
| Other Public Works | | All Other | | Balance December 31, 1985 | 9,028.41 |
| HEALTH and WELFARE | | CAPITAL DEBT AUTHORIZED, DECEMBER 31, 1985 | | TAX TITLE LIENS OUTSTANDING | |
| Health Services Except Environmental | 20,283.00 | ISSUED AND UNISSUED | | Balance January 1, 1985 | 109,003.44 |
| Welfare-Public Assistance | 31,238.00 | School | 7,136,000 | Transfer From Taxes | 39,035.24 |
| Hospitals, Clinics, First Aid | | Self-liquidating | 4,492,860 | Redeemed in 1985 | 9,279.40 |
| Animal, Insect, & Rodent Control | 8,051.25 | Other | 4,449,782 | Cancelled, Abated or Adjusted (1985) | 379.52 |
| Other Welfare Services | | Total | 11,628,860 | Transfers to Foreclosed Property | |
| RECREATION and CONSERVATION | | ISSUED AND OUTSTANDING | | Balance December 31, 1985 | 138,379.76 |
| Beaches and Boardwalks | | School | 7,136,000.00 | PROPERTY ACQUIRED BY DEED OR | |
| Parks, Playgrounds, Shade Trees | | Self-Liquidating | 4,486,826.00 | FORECLOSURE | |
| Land Reclamation & Conservation | 228,052.00 | Other | 11,622,826.00 | Balance January 1, 1985 | 1,430.00 |
| Other Recreational Services | | Total | | Transfers From Taxes or Liens | |
| EDUCATION (excluding schools) | | EQUALIZED VALUATION BASIS | | Sale for Cash (1985) | |
| Libraries | 497,140.00 | FOR NET DEBT COMPUTATION | 588,985,766 | Cancelled, Abated or Adjusted (1985) | |
| Other Educational Services | | REAL PROPERTY VALUATIONS | | Balance December 31, 1985 | 1,430.00 |
| STATUTORY EXPENDITURES | | Code Class # of Parcels % VAL'N | ASSESSED VALUATION | CURRENT FINANCES DECEMBER 31, 1985 | |
| Pensions & F. I. C. A. | 691,945.00 | 1 Vacant Land 169 .55 | 3,324,700.00 | ASSETS | |
| Employee Fringe Benefits | 235,430.00 | 2 Residential 10976 92.94 | 559,463,080.00 | Cash Dec. 31, 1985 | 6,417,861.38 |
| Other Statutory Expenditures | 29,500.00 | 3 Farm 5 .02 | 149,500.00 | Taxes Receivable | 427,233.72 |
| CETA And Other Public Employment Programs | | 4a Commercial 147 5.71 | 34,350,300.00 | Tax Title Liens | 138,379.76 |
| MUNICIPAL FUNCTIONS | 8,789,834.45 | 4b Industrial 9 .77 | 4,644,200.00 | Foreclosed Property | 1,430.00 |
| CAPITAL IMPROVEMENTS | *MEMO* 53,000.00 | 4c Apartments | | Emergencies & Other Deferred Charges | |
| DEBT SERVICE | | Total | 601,931,780.00 | State and Federal Aid Receivable | 107,918.56 |
| Principal Payments | 381,450.00 | Land Area 7.60 Sq. Miles | | Other Receivables | 193,593.66 |
| Interest Payments | 298,471.26 | Net Valuation Taxable-Municipal | 607,386,787 | Total | 7,286,417.08 |
| DEFERRED CHARGES | 96,278.44 | Net Valuation Taxable-County | 590,718,406 | LIABILITIES, RESERVES, AND SURPLUS | |
| SCHOOL, COUNTY, SPECIAL DISTRICT TAXES | 13,451,484.67 | State Equalized Valuation | 629,736,048 | Cash Liabilities | 5,878,357.69 |
| RESERVE FOR UNCOLLECTED TAXES | 738,982.15 | State Equalization Ratio | 96.42 | Reserves for Receivables | 700,720.37 |
| EXPENDITURES TOTAL | 23,756,500.97 | | | Surplus Dec. 31, 1985 | 707,339.02 |

2021
 Population 1980 **1,785**
 Population 1985 **1,720**
 S & P Rating
 Moody Rating

General Tax Rate Per \$100. **41.07**
 State Equalized Tax Rate **11.82**

WINFIELD TOWNSHIP – UNION COUNTY
Form of Government:
Township Committee
Number of Members on Governing Body – 3

PER CAPITA:
 Gross Debt **6.98**
 Net Debt **6.98**
 Debt Service
 Total Tax Levy **335.12**
 Municipal Expenditures **218.60**

PER CENT:
 Gross Debt **.29**
 Net Debt **.29**
 Tax Levy Collected **100.00**
 Tax Levy Cancelled, Abated or Adjusted

| EXPENDITURES | | REVENUES-REALIZED | | 1985 PROPERTY TAX | |
|---|-------------------|--|-------------------|--|-------------------|
| GENERAL GOVERNMENT | | | | STATE EQUALIZED TAX RATE 7.01 | 341,822.00 |
| Governing Body & Public Boards | | 1985 Property Taxes Collected | 576,531.21 | Local District School Taxes | |
| Municipal Clerk | | 1985 Payments in Lieu of Taxes | | Regional & Consolidated School Tax | |
| Financial Administration | 11,460.00 | Delinquent Tax & Lien Collections | | School Taxes in Municipal Budget | |
| Assessment of Taxes | 990.00 | Business Personalty Replacement Taxes | 4,648.69 | County Taxes | 30,678.84 |
| Collection of Taxes | 270.00 | Taxes from Public Utilities | 45,424.00 | County Library Taxes | |
| Planning, Housing & Development | | Other Miscellaneous Tax Revenues | | Local Municipal Purpose Taxes | 4.18 |
| Human Resources | 310.00 | State Aid Revenues | 108,019.31 | Veteran & Senior Citizen Taxes | |
| Elections | | Federal Aid Revenues | | Total Taxes for Rate Computation | 11.82 |
| General Administration (other) | 65,044.00 | State and Local Fiscal Assistance Act Utilized | 10,454.00 | Special District Taxes | |
| JUDICIARY | | Sale of Acquired Property | | Bank Corp. Taxes | |
| Municipal Courts | 5,718.00 | Other Miscellaneous Revenues | 29,474.90 | Added and Omitted Taxes | |
| PUBLIC SAFETY | | Total | 774,552.11 | Total Taxes Levied - ABSTRACT | 576,408.88 |
| Fire Protection | 15,850.00 | Prior Years Surplus Appropriated | 5,520.96 | Total Taxes Billed | 576,531.21 |
| Police Protection | 167,650.00 | REVENUES TOTAL | 780,073.07 | 1985 TAXES COLLECTED | 576,531.21 |
| Civil Defense & Disaster Control | 250.00 | Reserve For Uncollected Taxes | | 1985 Taxes Cancelled, Abated or Adjusted | |
| Environmental Inspection & Control | 1,915.00 | | | Transfer to Tax Title Liens or Foreclosed | |
| Other Public Safety | | | | Balance Outstanding Dec. 31, 1985 | |
| PUBLIC WORKS | | CAPITAL OUTLAY TOTAL | 4,000.00 | PRIOR YEARS TAXES OUTSTANDING | |
| Streets and Drainage | 10,000.00 | Public Enterprises | | Balance January 1, 1985 | |
| Sewers and Sewage Processing | | Recreation—Culture | | Collected in 1985 | |
| Garbage and Trash Disposal | | Public Works | | Cancelled, Abated or Adjusted 1985 | |
| Public Buildings and Grounds | 20,388.00 | Buildings and Grounds | 4,000.00 | Transfers to Tax Title Liens or Foreclosed | |
| Other Public Works | 350.00 | Library and Education | | Balance December 31, 1985 | |
| HEALTH and WELFARE | | Conservation | | TAX TITLE LIENS OUTSTANDING | |
| Health Services Except Environmental | 23,341.00 | All Other | | Balance January 1, 1985 | |
| Welfare-Public Assistance | 1,900.00 | | | Transfer From Taxes | |
| Hospitals, Clinics, First Aid | | | | Redeemed in 1985 | |
| Animal, Insect, & Rodent Control | 1,650.00 | | | Cancelled, Abated or Adjusted (1985) | |
| Other Welfare Services | | | | Transfers to Foreclosed Property | |
| RECREATION and CONSERVATION | | | | Balance December 31, 1985 | |
| Beaches and Boardwalks | | | | PROPERTY ACQUIRED BY DEED OR | |
| Parks, Playgrounds, Shade Trees | | | | FORECLOSURE | |
| Land Reclamation & Conservation | | | | Balance January 1, 1985 | |
| Other Recreational Services | 1,405.00 | | | Transfers From Taxes or Liens | |
| EDUCATION (excluding schools) | | | | Sale for Cash (1985) | |
| Libraries | | | | Cancelled, Abated or Adjusted (1985) | |
| Other Educational Services | | | | Balance December 31, 1985 | |
| STATUTORY EXPENDITURES | | | | CURRENT FINANCES DECEMBER 31, 1985 | |
| Pensions & F. I. C. A. | 34,150.00 | | | ASSETS | |
| Employee Fringe Benefits | 13,246.00 | | | Cash Dec. 31, 1985 | 234,011.46 |
| Other Statutory Expenditures | 100.00 | | | Taxes Receivable | |
| CETA And Other Public Employment Programs | | | | Tax Title Liens | |
| MUNICIPAL FUNCTIONS TOTAL | 375,987.00 | | | Foreclosed Property | |
| CAPITAL IMPROVEMENTS *MEMO* | 6,900.00 | | | Emergencies & Other Deferred Charges | 9,920.00 |
| DEBT SERVICE | | | | State and Federal Aid Receivable | |
| Principal Payments | | | | Other Receivables | 27,955.49 |
| Interest Payments | | | | Total | 271,886.95 |
| DEFERRED CHARGES | | | | LIABILITIES, RESERVES, AND SURPLUS | |
| SCHOOL, COUNTY, SPECIAL DISTRICT TAXES | 372,500.84 | | | Cash Liabilities | 73,496.01 |
| RESERVE FOR UNCOLLECTED TAXES | | | | Reserves for Receivables | 27,180.49 |
| EXPENDITURES TOTAL | 748,487.84 | | | Surplus Dec. 31, 1985 | 171,210.45 |
| | | | | Total | 271,886.95 |

0436
Population 1980 20,034
Population 1985 23,711
S & P Rating
Moody Rating

General Tax Rate Per \$100.

3.46

State Equalized Tax Rate

2.40

WINSLOW TOWNSHIP – CAMDEN COUNTY

Form of Government:

Township Committee

Number of Members on Governing Body – 7

PER CAPITA:

Gross Debt 507.28
Net Debt 325.98
Debt Service
Total Tax Levy 444.34
Municipal Expenditures 322.62

PER CENT:

Gross Debt 3.21
Net Debt 2.06
Tax Levy Collected 90.67
Tax Levy Cancelled, Abated or Adjusted .21

| EXPENDITURES | | REVENUES-REALIZED | | 1985 PROPERTY TAX | |
|---|---------------|--|--|--|---------------|
| GENERAL GOVERNMENT | | | | STATE EQUALIZED TAX RATE → .65 | |
| Governing Body & Public Boards | | 1985 Property Taxes Collected 9,554,462.43 | | Local District School Taxes .65 | 2,771,683.10 |
| Municipal Clerk | | 1985 Payments in Lieu of Taxes | | Regional & Consolidated School Tax .63 | 2,660,703.45 |
| Financial Administration | 84,404.00 | Delinquent Tax & Lien Collections 998,843.30 | | School Taxes in Municipal Budget | |
| Assessment of Taxes | 106,172.00 | Business Personalty Replacement Taxes 197,907.84 | | County Taxes 1.10 | 4,680,717.06 |
| Collection of Taxes | 129,438.00 | Taxes from Public Utilities 3,494,400.00 | | County Library Taxes .03 | 110,364.84 |
| Planning, Housing & Development | 85,222.00 | Other Miscellaneous Tax Revenues | | Local Municipal Purpose Taxes | |
| Human Resources | 182,252.75 | State Aid Revenues 330,075.96 | | Veteran & Senior Citizen Taxes | 210,250.00 |
| Elections | 11,500.00 | Federal Aid Revenues 5,611.00 | | Total Taxes for Rate Computation 2.41 | 10,433,718.45 |
| General Administration (other) | 605,298.00 | State and Local Fiscal Assistance Act Utilized 155,713.50 | | Special District Taxes | |
| JUDICIARY | | Sale of Acquired Property 60,627.00 | | Bank Corp. Taxes | 6,344.67 |
| Municipal Courts | 140,027.00 | Other Miscellaneous Revenues 1,878,329.85 | | Added and Omitted Taxes | 306,045.33 |
| PUBLIC SAFETY | | Total 16,675,970.88 | | Total Taxes Levied - ABSTRACT | 10,535,858.45 |
| Fire Protection | 407,600.00 | Prior Years Surplus Appropriated 1,267,000.00 | | Total Taxes Billed | 10,537,783.91 |
| Police Protection | 1,655,400.00 | REVENUES TOTAL 17,942,970.88 | | 1985 TAXES COLLECTED | 9,554,462.43 |
| Civil Defense & Disaster Control | 11,611.00 | Reserve For Uncollected Taxes 957,519.00 | | 1985 Taxes Cancelled, Abated or Adjusted | 21,901.27 |
| Environmental Inspection & Control | 176,456.00 | CAPITAL OUTLAY TOTAL 381,677.05 | | Transfer to Tax Title Liens or Foreclosed | 75,963.54 |
| Other Public Safety | | | | Balance Outstanding Dec. 31, 1985 | 885,456.67 |
| PUBLIC WORKS | | | | PRIOR YEARS TAXES OUTSTANDING | |
| Streets and Drainage | 966,805.00 | Public Enterprises 62,209.10 | | Balance January 1, 1985 | 970,671.59 |
| Sewers and Sewage Processing | | Recreation—Culture 28,783.70 | | Collected in 1985 | 897,398.52 |
| Garbage and Trash Disposal | 518,591.00 | Public Works 554.25 | | Cancelled, Abated or Adjusted 1985 | 2,202.61 |
| Public Buildings and Grounds | 212,522.28 | Library and Education 290,130.00 | | Transfers to Tax Title Liens or Foreclosed | 25,247.31 |
| Other Public Works | 130,000.00 | | | Balance December 31, 1985 | 45,823.15 |
| HEALTH and WELFARE | | | | TAX TITLE LIENS OUTSTANDING | |
| Health Services Except Environmental | 14,125.00 | CAPITAL DEBT AUTHORIZED, DECEMBER 31, 1985 | | Balance January 1, 1985 | 210,066.23 |
| Welfare-Public Assistance | 22,354.00 | ISSUED AND UNISSUED GROSS DEBT NET DEBT | | Transfer From Taxes | 105,436.72 |
| Hospitals, Clinics, First Aid | | School 3,000,224 | | Redeemed in 1985 | 101,444.78 |
| Animal, Insect, & Rodent Control | 2,000.00 | Self-liquidating 8,311,611 | | Cancelled, Abated or Adjusted (1985) | |
| Other Welfare Services | | Other 716,350 | | Transfers to Foreclosed Property | |
| RECREATION and CONSERVATION | | Total 12,028,185 | | Balance December 31, 1985 | 214,058.17 |
| Beaches and Boardwalks | | ISSUED AND OUTSTANDING | | PROPERTY ACQUIRED BY DEED OR FORECLOSURE | |
| Parks, Playgrounds, Shade Trees | 245,467.47 | School 3,000,224.60 | | Balance January 1, 1985 | 2,365,659.50 |
| Land Reclamation & Conservation | | Self-liquidating 6,742,160.00 | | Transfers From Taxes or Liens | |
| Other Recreational Services | 8,000.00 | Other 9,742,384.60 | | Sale for Cash (1985) | 60,627.00 |
| EDUCATION (excluding schools) | | Total 9,742,384.60 | | Cancelled, Abated or Adjusted (1985) | |
| Libraries | | EQUALIZED VALUATION BASIS FOR NET DEBT COMPUTATION 374,554,004 | | Balance December 31, 1985 | 2,305,032.50 |
| Other Educational Services | | | | CURRENT FINANCES DECEMBER 31, 1985 | |
| STATUTORY EXPENDITURES | | REAL PROPERTY VALUATIONS | | ASSETS | |
| Pensions & F. I. C. A. | 533,100.00 | Code Class # of Parcels % VAL'N ASSESSED VALUATION | | Cash Dec. 31, 1985 | 2,238,654.38 |
| Employee Fringe Benefits | 414,000.00 | 1 Vacant Land 2616 10.40 29,407,500.00 | | Taxes Receivable | 931,279.82 |
| Other Statutory Expenditures | 15,000.00 | 2 Residential 6090 71.98 203,608,700.00 | | Tax Title Liens | 214,058.17 |
| CETA And Other Public Employment Programs | | 3 Farm 760 3.84 10,865,150.00 | | Foreclosed Property | 2,305,032.50 |
| MUNICIPAL FUNCTIONS TOTAL 6,677,345.50 | | 4a Commercial 174 5.83 16,477,700.00 | | Emergencies & Other Deferred Charges | 59,765.99 |
| CAPITAL IMPROVEMENTS *MEMO* 1,000.00 | | 4b Industrial 19 5.13 14,507,300.00 | | State and Federal Aid Receivable | 129,485.64 |
| DEBT SERVICE | | 4c Apartments 22 2.83 7,993,700.00 | | Other Receivables | 1,520,699.69 |
| Principal Payments | | Total 9681 282,860,050.00 | | Total | 7,398,976.19 |
| Interest Payments | | Land Area 57.78 Sq. Miles | | LIABILITIES, RESERVES, AND SURPLUS | |
| DEFERRED CHARGES | 14,672.00 | Net Valuation Taxable-Municipal 295,458,674 | | Cash Liabilities | 1,004,060.53 |
| SCHOOL, COUNTY, SPECIAL DISTRICT TAXES | 10,223,468.45 | Net Valuation Taxable-County 405,571,379 | | Reserves for Receivables | 4,971,070.18 |
| RESERVE FOR UNCOLLECTED TAXES | 957,519.00 | State Equalized Valuation 419,890,450 | | Surplus Dec. 31, 1985 | 1,423,845.48 |
| EXPENDITURES TOTAL 17,873,004.95 | | State Equalization Ratio 69.45 | | Total | 7,398,976.19 |

0269

Population 1980 **7,929**
 Population 1985 **7,943**
 S & P Rating
 Moody Rating **A**

General Tax Rate Per \$100.

2.14

State Equalized Tax Rate

1.77**WOOD-RIDGE BOROUGH - BERGEN CO.****Form of Government:****Borough Council****Number of Members on Governing Body - 6**

PER CAPITA:

Gross Debt **533.45**
 Net Debt **401.59**
 Debt Service **33.31**
 Total Tax Levy **825.71**
 Municipal Expenditures **520.94**

PER CENT:

Gross Debt **1.10**
 Net Debt **.83**
 Tax Levy Collected **98.90**
 Tax Levy Cancelled, Abated or Adjusted **.16**

| EXPENDITURES | | REVENUES-REALIZED | | 1985 PROPERTY TAX | |
|---|---------------------|--|-----------------------|--|---------------------|
| GENERAL GOVERNMENT | | | | STATE EQUALIZED TAX RATE | |
| Governing Body & Public Boards | | 1985 Property Taxes Collected | 6,459,477.64 | Local District School Taxes | .92 |
| Municipal Clerk | | 1985 Payments in Lieu of Taxes | | Regional & Consolidated School Tax | |
| Financial Administration | 46,499.00 | Delinquent Tax & Lien Collections | 24,651.30 | School Taxes in Municipal Budget | |
| Assessment of Taxes | 12,167.00 | Business Personality Replacement Taxes | 403,494.72 | County Taxes | .14 |
| Collection of Taxes | 31,496.00 | Taxes from Public Utilities | 470,707.00 | County Library Taxes | |
| Planning, Housing & Development | 18,270.00 | Other Miscellaneous Tax Revenues | | Local Municipal Purpose Taxes | .70 |
| Human Resources | 767.28 | State Aid Revenues | 152,819.21 | Veteran & Senior Citizen Taxes | |
| Elections | 2,700.00 | Federal Aid Revenues | | Total Taxes for Rate Computation | 1.76 |
| General Administration (other) | 331,454.16 | State and Local Fiscal Assistance Act Utilized | 81,783.21 | Special District Taxes | |
| JUDICIARY | | Sale of Acquired Property | | Bank Corp. Taxes | 29,585.94 |
| Municipal Courts | 24,222.81 | Other Miscellaneous Revenues | 266,236.46 | Added and Omitted Taxes | 50,943.16 |
| PUBLIC SAFETY | | Total | 7,859,169.54 | Total Taxes Levied - ABSTRACT | 6,558,605.42 |
| Fire Protection | 176,646.56 | Prior Years Surplus Appropriated | 303,000.00 | Total Taxes Billed | 6,531,469.99 |
| Police Protection | 647,180.22 | REVENUES | 8,162,169.54 | 1985 TAXES COLLECTED | 6,459,477.64 |
| Civil Defense & Disaster Control | 400.00 | Reserve For Uncollected Taxes | 450,073.97 | 1985 Taxes Cancelled, Abated or Adjusted | 10,715.14 |
| Environmental Inspection & Control | 55,421.00 | CAPITAL OUTLAY | 2,657,139.26 | Transfer to Tax Title Liens or Foreclosed | 38.52 |
| Other Public Safety | | TOTAL | | Balance Outstanding Dec. 31, 1985 | 61,238.69 |
| PUBLIC WORKS | | | | PRIOR YEARS TAXES OUTSTANDING | |
| Streets and Drainage | 340,714.00 | Public Enterprises | | Balance January 1, 1985 | 1,269,306.62 |
| Sewers and Sewage Processing | 158,768.78 | Recreation—Culture | 1,467.76 | Collected in 1985 | 24,651.30 |
| Garbage and Trash Disposal | 175,521.67 | Public Works | 116,661.42 | Cancelled, Abated or Adjusted 1985 | 1,244,655.31 |
| Public Buildings and Grounds | 56,282.25 | Buildings and Grounds | 2,537,682.48 | Transfers to Tax Title Liens or Foreclosed | |
| Other Public Works | 33,512.23 | Library and Education | 1,327.60 | Balance December 31, 1985 | .01 |
| HEALTH and WELFARE | | Conservation | | TAX TITLE LIENS OUTSTANDING | |
| Health Services Except Environmental | 36,745.02 | All Other | | Balance January 1, 1985 | 430.85 |
| Welfare-Public Assistance | 2,818.00 | CAPITAL DEBT AUTHORIZED, DECEMBER 31, 1985 | | Transfer From Taxes | 38.52 |
| Hospitals, Clinics, First Aid | | ISSUED AND UNISSUED | | Redeemed in 1985 | |
| Animal, Insect, & Rodent Control | | School | 230,000 | Cancelled, Abated or Adjusted (1985) | |
| Other Welfare Services | | Self-liquidating | | Transfers to Foreclosed Property | |
| RECREATION and CONSERVATION | | Other | 4,007,191 | Balance December 31, 1985 | 469.37 |
| Beaches and Boardwalks | | Total | 4,237,191 | PROPERTY ACQUIRED BY DEED OR FORECLOSURE | |
| Parks, Playgrounds, Shade Trees | 21,000.00 | ISSUED AND OUTSTANDING | | Balance January 1, 1985 | 219,950.00 |
| Land Reclamation & Conservation | | School | 230,000.00 | Transfers From Taxes or Liens | |
| Other Recreational Services | 17,700.00 | Self-liquidating | | Sale for Cash (1985) | |
| EDUCATION (excluding schools) | | Other | 3,971,000.00 | Cancelled, Abated or Adjusted (1985) | |
| Libraries | 80,000.00 | Total | 4,201,000.00 | Balance December 31, 1985 | 219,950.00 |
| Other Educational Services | | EQUALIZED VALUATION BASIS | 361,616,706 | CURRENT FINANCES DECEMBER 31, 1985 | |
| STATUTORY EXPENDITURES | | FOR NET DEBT COMPUTATION | | ASSETS | |
| Pensions & F. I. C. A. | 195,076.39 | REAL PROPERTY VALUATIONS | | Cash Dec. 31, 1985 | 2,055,169.03 |
| Employee Fringe Benefits | 92,521.17 | Code Class # of Parcels % VAL'N | | Taxes Receivable | 61,238.69 |
| Other Statutory Expenditures | 10,000.00 | 1 Vacant Land 54 1.03 | 3,107,900.00 | Tax Title Liens | 469.37 |
| CETA And Other Public Employment Programs | | 2 Residential 2353 73.06 | 220,769,900.00 | Foreclosed Property | 219,950.00 |
| MUNICIPAL FUNCTIONS | 2,567,883.54 | 3 Farm | | Emergencies & Other Deferred Charges | 140,500.15 |
| CAPITAL IMPROVEMENTS | 35,000.00 | 4a Commercial 67 6.43 | 19,422,100.00 | State and Federal Aid Receivable | |
| DEBT SERVICE | | 4b Industrial 14 14.65 | 44,256,200.00 | Other Receivables | 94,265.61 |
| Principal Payments | 146,000.00 | 4c Apartments 19 4.83 | 14,605,100.00 | Total | 2,571,592.85 |
| Interest Payments | 118,556.50 | Total 2507 | 302,161,200.00 | LIABILITIES, RESERVES, AND SURPLUS | |
| DEFERRED CHARGES | 855,289.23 | Land Area 1.10 Sq. Miles | | Cash Liabilities | 1,419,976.52 |
| SCHOOL, COUNTY, SPECIAL DISTRICT TAXES | 3,911,934.28 | Net Valuation Taxable-Municipal | 303,171,814 | Reserves for Receivables | 293,969.67 |
| RESERVE FOR UNCOLLECTED TAXES | 450,073.97 | Net Valuation Taxable-County | 329,122,530 | Surplus Dec. 31, 1985 | 857,646.66 |
| EXPENDITURES | 8,049,737.52 | State Equalized Valuation | 367,283,781 | Total | 2,571,592.85 |
| TOTAL | | State Equalization Ratio | 82.50 | | |

0516
Population 1980 2,809
Population 1985 2,728
S & P Rating
Moody Rating

General Tax Rate Per \$100.
2.28
State Equalized Tax Rate
2.79

WOODBINE BOROUGH – CAPE MAY CO.
Form of Government:
Borough Council
Number of Members on Governing Body – 6

PER CAPITA:
Gross Debt 56.45
Net Debt 6.96
Debt Service 8.63
Total Tax Levy 243.34
Municipal Expenditures 241.20
PER CENT:
Gross Debt .66
Net Debt .08
Tax Levy Collected 76.80
Tax Levy Cancelled, Abated or Adjusted .26

| EXPENDITURES | | REVENUES-REALIZED | | 1985 PROPERTY TAX | |
|---|------------------|--|--------------------|--|--------------|
| GENERAL GOVERNMENT | | | | STATE EQUALIZED TAX RATE | |
| Governing Body & Public Boards | | | | Local District School Taxes | 1.41 |
| Municipal Clerk | | | | Regional & Consolidated School Tax | |
| Financial Administration | 14,407.99 | 1985 Property Taxes Collected | 509,296.97 | School Taxes in Municipal Budget | |
| Assessment of Taxes | 6,250.00 | 1985 Payments in Lieu of Taxes | | County Taxes | .45 |
| Collection of Taxes | 16,560.00 | Delinquent Tax & Lien Collections | 124,060.18 | County Library Taxes | .03 |
| Planning, Housing & Development | 9,645.00 | Business Personalty Replacement Taxes | 24,098.76 | Local Municipal Purpose Taxes | .90 |
| Human Resources | | Taxes from Public Utilities | 72,340.00 | Veteran & Senior Citizen Taxes | |
| Elections | 577.15 | Other Miscellaneous Tax Revenues | | Total Taxes for Rate Computation | 2.79 |
| General Administration (other) | 158,192.09 | State Aid Revenues | 125,874.14 | Special District Taxes | |
| JUDICIARY | | Federal Aid Revenues | | Bank Corp. Taxes | |
| Municipal Courts | 24,407.93 | State and Local Fiscal Assistance Act Utilized | 26,267.90 | Added and Omitted Taxes | |
| PUBLIC SAFETY | | Sale of Acquired Property | 88,000.00 | Total Taxes Levied - ABSTRACT | 663,819.33 |
| Fire Protection | 24,341.85 | Other Miscellaneous Revenues | 96,002.21 | Total Taxes Billed | 663,129.51 |
| Police Protection | 5,500.00 | | | 1985 TAXES COLLECTED | 509,296.97 |
| Civil Defense & Disaster Control | 1,505.54 | Prior Years Surplus Appropriated | 82,626.00 | 1985 Taxes Cancelled, Abated or Adjusted | 1,718.76 |
| Environmental Inspection & Control | | REVENUES TOTAL | 1,148,566.16 | Transfer to Tax Title Liens or Foreclosed | |
| Other Public Safety | | Reserve For Uncollected Taxes | 149,405.06 | Balance Outstanding Dec. 31, 1985 | 138,863.92 |
| PUBLIC WORKS | | CAPITAL OUTLAY TOTAL | 42,796.71 | PRIOR YEARS TAXES OUTSTANDING | |
| Streets and Drainage | 94,801.84 | | | Balance January 1, 1985 | 116,778.35 |
| Sewers and Sewage Processing | 39,500.00 | Public Enterprises | | Collected in 1985 | 103,691.71 |
| Garbage and Trash Disposal | 29,858.26 | Recreation—Culture | | Cancelled, Abated or Adjusted 1985 | 2,169.99 |
| Public Buildings and Grounds | | Public Works | 42,796.71 | Transfers to Tax Title Liens or Foreclosed | 3,449.89 |
| Other Public Works | | Buildings and Grounds | | Balance December 31, 1985 | 7,466.76 |
| HEALTH and WELFARE | | Library and Education | | TAX TITLE LIENS OUTSTANDING | |
| Health Services Except Environmental | 741.00 | Conservation | | Balance January 1, 1985 | 37,123.65 |
| Welfare-Public Assistance | 6,250.00 | All Other | | Transfer From Taxes | 17,679.52 |
| Hospitals, Clinics, First Aid | | CAPITAL DEBT AUTHORIZED, DECEMBER 31, 1985 | | Redeemed in 1985 | 20,368.47 |
| Animal, Insect, & Rodent Control | 7,800.00 | ISSUED AND UNISSUED | | Cancelled, Abated or Adjusted (1985) | |
| Other Welfare Services | | School | 135,000 | Transfers to Foreclosed Property | 5,860.24 |
| RECREATION and CONSERVATION | | Self-Liquidating | | Balance December 31, 1985 | 28,574.46 |
| Beaches and Boardwalks | | Other | 19,000 | PROPERTY ACQUIRED BY DEED OR | |
| Parks, Playgrounds, Shade Trees | | Total | 154,000 | FORECLOSURE | |
| Land Reclamation & Conservation | | ISSUED AND OUTSTANDING | | Balance January 1, 1985 | 539,194.26 |
| Other Recreational Services | 2,200.00 | School | | Transfers From Taxes or Liens | 5,860.24 |
| EDUCATION (excluding schools) | | Self-Liquidating | | Sale for Cash (1985) | 88,000.00 |
| Libraries | | Other | | Cancelled, Abated or Adjusted (1985) | 192,447.00 |
| Other Educational Services | | Total | 154,000.00 | Balance December 31, 1985 | 264,607.50 |
| STATUTORY EXPENDITURES | | EQUALIZED VALUATION BASIS | | CURRENT FINANCES DECEMBER 31, 1985 | |
| Pensions & F. I. C. A. | 24,800.00 | FOR NET DEBT COMPUTATION | 23,204,934 | ASSETS | |
| Employee Fringe Benefits | 6,250.00 | REAL PROPERTY VALUATIONS | | Cash Dec. 31, 1985 | 359,639.62 |
| Other Statutory Expenditures | 1,456.76 | Code Class # of Parcels % VAL'N | ASSESSED VALUATION | Taxes Receivable | 146,330.68 |
| CETA And Other Public Employment Programs | | 1 Vacant Land 264 7.49 | 2,084,800.00 | Tax Title Liens | 28,574.46 |
| MUNICIPAL FUNCTIONS | 475,045.41 | 2 Residential 453 63.36 | 17,638,100.00 | Foreclosed Property | 264,607.50 |
| CAPITAL IMPROVEMENTS | *MEMO* 44,150.00 | 3 Farm 57 6.77 | 1,884,900.00 | Emergencies & Other Deferred Charges | 29,538.08 |
| DEBT SERVICE | | 4a Commercial 66 13.54 | 3,769,600.00 | State and Federal Aid Receivable | |
| Principal Payments | 19,000.00 | 4b Industrial 8 4.45 | 1,239,400.00 | Other Receivables | 650,700.95 |
| Interest Payments | 4,556.00 | 4c Apartments 2 4.38 | 1,220,200.00 | Total | 1,479,391.29 |
| | | Total 850 | 27,837,000.00 | LIABILITIES, RESERVES, AND SURPLUS | |
| DEFERRED CHARGES | 10,000.00 | Land Area 8.00 Sq. Miles | | Cash Liabilities | 158,880.50 |
| SCHOOL, COUNTY, SPECIAL DISTRICT TAXES | 446,635.26 | Net Valuation Taxable-Municipal | 29,014,020 | Reserves for Receivables | 1,090,213.59 |
| RESERVE FOR UNCOLLECTED TAXES | 149,405.06 | Net Valuation Taxable-County | 25,172,951 | Surplus Dec. 31, 1985 | 230,297.20 |
| EXPENDITURES TOTAL | 1,104,641.73 | State Equalized Valuation | 23,945,710 | Total | 1,479,391.29 |
| | | State Equalization Ratio | 122.26 | | |

1225
 Population 1980 **90,074**
 Population 1985 **92,644**
 S & P Rating
 Moody Rating **AA**

General Tax Rate Per \$100. **5.40**
 State Equalized Tax Rate **2.43**

WOODBRIIDGE TWP. - MIDDLESEX COUNTY
Form of Government:
Mayor-Council Plan F (OMCL 50)
Number of Members on Governing Body - 9

PER CAPITA:
 Gross Debt **590.67**
 Net Debt **580.40**
 Debt Service **54.72**
 Total Tax Levy **802.99**
 Municipal Expenditures **399.86**
 PER CENT:
 Gross Debt **2.01**
 Net Debt **2.01**
 Tax Levy Collected **95.91**
 Tax Levy Cancelled, Abated or Adjusted **4.1**

| EXPENDITURES | | REVENUES-REALIZED | | 1985 PROPERTY TAX | |
|---|-----------------------|---|----------------------|---|--------------------|
| GENERAL GOVERNMENT | | | | STATE EQUALIZED TAX RATE → | |
| Governing Body & Public Boards | 116,955.00 | 1985 Property Taxes Collected | 71,455,655.51 | Local District School Taxes | 1.48 42,633,176.00 |
| Municipal Clerk | 187,566.00 | 1985 Payments in Lieu of Taxes | | Regional & Consolidated School Tax | |
| Financial Administration | 163,362.00 | Delinquent Tax & Lien Collections | 1,717,149.32 | School Taxes in Municipal Budget | |
| Assessment of Taxes | 166,936.00 | Business Personalty Replacement Taxes | 2,407,549.28 | County Taxes | .67 19,206,281.27 |
| Collection of Taxes | 149,773.00 | Taxes from Public Utilities | 19,413,293.00 | County Library Taxes | |
| Planning, Housing & Development | 204,692.00 | Other Miscellaneous Tax Revenues | 110,022.70 | Local Municipal Purpose Taxes | .28 7,946,032.26 |
| Human Resources | 1,394,523.60 | State Aid Revenues | 1,608,781.16 | Veteran & Senior Citizen Taxes | |
| Elections | | Federal Aid Revenues | | Total Taxes for Rate Computation | 2.43 70,915,539.53 |
| General Administration (other) | 5,896,538.00 | State and Local Fiscal Assistance Act Utilized | 465,482.00 | Special District Taxes | |
| JUDICIARY | | Sale of Acquired Property | | Bank Corp. Taxes | 85,231.32 |
| Municipal Courts | 333,973.25 | Other Miscellaneous Revenues | 3,046,102.02 | Added and Omitted Taxes | 766,257.59 |
| PUBLIC SAFETY | | Total | 100,224,034.99 | Total Taxes Levied - ABSTRACT | 74,392,010.18 |
| Fire Protection | 5,702,901.51 | Prior Years Surplus Appropriated | 100,000.00 | Total Taxes Billed | 74,442,134.05 |
| Police Protection | 38,770.00 | REVENUES TOTAL | 100,324,034.99 | 1985 TAXES COLLECTED | 71,455,655.51 |
| Civil Defense & Disaster Control | 346,064.00 | Reserve For Uncollected Taxes | 1,824,500.00 | 1985 Taxes Cancelled, Abated or Adjusted | 298,778.67 |
| Environmental Inspection & Control | 4,249.00 | CAPITAL OUTLAY TOTAL | 3,042,547.60 | Transfer to Tax Title Liens or Foreclosed | 211,949.49 |
| Other Public Safety | | Public Enterprises | 9,686.62 | Balance Outstanding Dec. 31, 1985 | 2,475,750.38 |
| PUBLIC WORKS | | Recreation—Culture | 105,985.51 | PRIOR YEARS TAXES OUTSTANDING | |
| Streets and Drainage | 2,467,113.00 | Public Works | 1,471,723.01 | Balance January 1, 1985 | 1,440,168.60 |
| Sewers and Sewage Processing | 2,468,373.00 | Buildings and Grounds | 1,454,806.52 | Collected in 1985 | 1,305,647.46 |
| Garbage and Trash Disposal | 2,909,522.00 | Library and Education | 345.94 | Cancelled, Abated or Adjusted 1985 | 39,131.41 |
| Public Buildings and Grounds | 247,118.00 | Conservation | | Transfers to Tax Title Liens or Foreclosed | 82,354.04 |
| Other Public Works | | All Other | | Balance December 31, 1985 | 13,035.69 |
| HEALTH and WELFARE | | CAPITAL DEBT AUTHORIZED, DECEMBER 31, 1985 | | TAX TITLE LIENS OUTSTANDING | |
| Health Services Except Environmental | 883,353.85 | ISSUED AND UNISSUED | | Balance January 1, 1985 | 536,950.67 |
| Welfare-Public Assistance | 94,302.00 | School | 239,000 | Transfer From Taxes | 294,303.53 |
| Hospitals, Clinics, First Aid | | Self-liquidating | 125,900 | Redeemed in 1985 | 411,501.86 |
| Animal, Insect, & Rodent Control | 50,000.00 | Other | 54,357,472 | Cancelled, Abated or Adjusted (1985) | |
| Other Welfare Services | 15,800.00 | Total | 54,722,372 | Transfers to Foreclosed Property | |
| RECREATION and CONSERVATION | | ISSUED AND OUTSTANDING | | Balance December 31, 1985 | 419,752.34 |
| Beaches and Boardwalks | 1,144,681.00 | School | 239,000.00 | PROPERTY ACQUIRED BY DEED OR FORECLOSURE | |
| Parks, Playgrounds, Shade Trees | 1,850.00 | Self-Liquidating | 95,000.00 | Balance January 1, 1985 | 1,558,181.45 |
| Land Reclamation & Conservation | 179,435.00 | Other | 35,278,100.00 | Transfers From Taxes or Liens | |
| Other Recreational Services | | Total | 35,612,100.00 | Sale for Cash (1985) | |
| EDUCATION (excluding schools) | | EQUALIZED VALUATION BASIS FOR NET DEBT COMPUTATION | 2,635,040,206 | Cancelled, Abated or Adjusted (1985) | |
| Libraries | 2,073,685.00 | REAL PROPERTY VALUATIONS | | Balance December 31, 1985 | 1,558,181.45 |
| Other Educational Services | 60,753.00 | Code Class # of Parcels % VAL'N | ASSESSED VALUATION | CURRENT FINANCES DECEMBER 31, 1985 | |
| STATUTORY EXPENDITURES | | 1 Vacant Land 1823 2.83 | 36,238,900.00 | ASSETS | |
| Pensions & F. I. C. A. | 2,621,631.15 | 2 Residential 24814 55.97 | 717,000,900.00 | Cash Dec. 31, 1985 | 6,911,432.42 |
| Employee Fringe Benefits | | 3 Farm | | Taxes Receivable | 2,488,786.07 |
| Other Statutory Expenditures | | 4a Commercial 1028 19.59 | 250,987,200.00 | Tax Title Liens | 419,752.34 |
| CETA And Other Public Employment Programs | | 4b Industrial 173 16.66 | 213,462,500.00 | Foreclosed Property | 1,558,181.45 |
| MUNICIPAL FUNCTIONS TOTAL | 29,923,920.36 | 4c Apartments 60 4.95 | 63,414,900.00 | Emergencies & Other Deferred Charges | 1,262,314.92 |
| CAPITAL IMPROVEMENTS *MEMO* | 45,000.00 | Total | 1,281,104,400.00 | State and Federal Aid Receivable | 72,603.44 |
| DEBT SERVICE | | Land Area 23.10 Sq. Miles | | Other Receivables | 301,343.10 |
| Principal Payments | 2,674,500.00 | Net Valuation Taxable-Municipal | 1,293,111,222 | Total | 13,014,413.74 |
| Interest Payments | 2,395,405.50 | Net Valuation Taxable-County | 3,385,357,854 | LIABILITIES, RESERVES, AND SURPLUS | |
| DEFERRED CHARGES | 226,205.33 | State Equalized Valuation | 2,866,880,942 | Cash Liabilities | 7,628,146.90 |
| SCHOOL, COUNTY, SPECIAL DISTRICT TAXES | 65,594,489.01 | State Equalization Ratio | 44.92 | Reserves for Receivables | 4,585,426.89 |
| RESERVE FOR UNCOLLECTED TAXES | 1,824,500.00 | | | Surplus Dec. 31, 1985 | 800,839.95 |
| EXPENDITURES TOTAL | 102,639,020.20 | | | Total | 13,014,413.74 |

0822
 Population 1980 **10,353**
 Population 1985 **10,180**
 S & P Rating
 Moody Rating

General Tax Rate Per \$100. **2.69**
 State Equalized Tax Rate **2.51**

WOODBURY CITY - GLOUCESTER COUNTY
Form of Government:
Special Charter (P.L. 1870 c. 271)
Number of Members on Governing Body - 9

PER CAPITA:
 Gross Debt **167.19**
 Net Debt **101.77**
 Debt Service **20.18**
 Total Tax Levy **552.25**
 Municipal Expenditures **353.87**
 PER CENT:
 Gross Debt **.86**
 Net Debt **.52**
 Tax Levy Collected **96.50**
 Tax Levy Cancelled, Abated or Adjusted **.12**

| EXPENDITURES | | REVENUES-REALIZED | | 1985 PROPERTY TAX | |
|--|---------------|---|----------------|--|-------------------|
| GENERAL GOVERNMENT | | | | STATE EQUALIZED TAX RATE | |
| Governing Body & Public Boards | 10,700.00 | 1985 Property Taxes Collected | 5,400,128.62 | Local District School Taxes | 1.30 2,865,871.50 |
| Municipal Clerk | 50,000.00 | 1985 Payments in Lieu of Taxes | | Regional & Consolidated School Tax | |
| Financial Administration | 34,030.00 | Delinquent Tax & Lien Collections | 280,455.71 | School Taxes in Municipal Budget | |
| Assessment of Taxes | 53,200.00 | Business Personalty Replacement Taxes | 161,160.20 | County Taxes | .66 1,449,563.35 |
| Collection of Taxes | 29,970.00 | Taxes from Public Utilities | 797,882.00 | County Library Taxes | |
| Planning, Housing & Development | 31,650.00 | Other Miscellaneous Tax Revenues | | Local Municipal Purpose Taxes | .55 1,213,000.00 |
| Human Resources | 31,014.00 | State Aid Revenues | 163,875.34 | Veteran & Senior Citizen Taxes | |
| Elections | 3,120.18 | Federal Aid Revenues | | Total Taxes for Rate Computation | 2.51 5,644,234.85 |
| General Administration (other) | 327,754.82 | State and Local Fiscal Assistance Act Utilized | 101,806.71 | Special District Taxes | |
| JUDICIARY | | Sale of Acquired Property | | Bank Corp. Taxes | 28,843.41 |
| Municipal Courts | 147,613.60 | Other Miscellaneous Revenues | 600,189.13 | Added and Omitted Taxes | 64,668.12 |
| PUBLIC SAFETY | | Total | 7,505,497.71 | Total Taxes Levied - ABSTRACT | 5,621,946.38 |
| Fire Protection | 192,300.00 | Prior Years Surplus Appropriated | 600,188.67 | Total Taxes Billed | 5,595,901.24 |
| Police Protection | 883,540.80 | REVENUES | 8,105,686.38 | 1985 TAXES COLLECTED | 5,400,128.62 |
| Civil Defense & Disaster Control | 5,100.00 | Reserve For Uncollected Taxes | 278,932.50 | 1985 Taxes Cancelled, Abated or Adjusted | 6,906.38 |
| Environmental Inspection & Control | 85,800.00 | | | Transfer to Tax Title Liens or Foreclosed | 22,756.50 |
| Other Public Safety | | | | Balance Outstanding Dec. 31, 1985 | 166,109.74 |
| PUBLIC WORKS | | CAPITAL OUTLAY | TOTAL | PRIOR YEARS TAXES OUTSTANDING | |
| Streets and Drainage | 373,310.00 | Public Enterprises | 175,108.73 | Balance January 1, 1985 | 216,278.70 |
| Sewers and Sewage Processing | | Recreation—Culture | | Collected in 1985 | 209,920.11 |
| Garbage and Trash Disposal | 255,546.06 | Public Works | 663,132.42 | Cancelled, Abated or Adjusted 1985 | 161.36 |
| Public Buildings and Grounds | 52,000.00 | Buildings and Grounds | 68,863.54 | Transfers to Tax Title Liens or Foreclosed | 2,132.98 |
| Other Public Works | | Library and Education | | Balance December 31, 1985 | 4,064.25 |
| HEALTH and WELFARE | | Conservation | | TAX TITLE LIENS OUTSTANDING | |
| Health Services Except Environmental | 2,600.00 | All Other | | Balance January 1, 1985 | 121,416.22 |
| Welfare-Public Assistance | 14,450.00 | | | Transfer From Taxes | 25,284.09 |
| Hospitals, Clinics, First Aid | | CAPITAL DEBT AUTHORIZED, DECEMBER 31, 1985 | | Redeemed in 1985 | 70,535.60 |
| Animal, Insect, & Rodent Control | 2,500.00 | ISSUED AND UNISSUED | | Cancelled, Abated or Adjusted (1985) | 694.79 |
| Other Welfare Services | | School | 448,000 | Transfers to Foreclosed Property | |
| RECREATION and CONSERVATION | | Self-liquidating | 218,021 | Balance December 31, 1985 | 75,469.92 |
| Beaches and Boardwalks | | Other | 1,036,000 | PROPERTY ACQUIRED BY DEED OR | |
| Parks, Playgrounds, Shade Trees | 80,120.00 | Total | 1,702,021 | FORECLOSURE | |
| Land Reclamation & Conservation | | | | Balance January 1, 1985 | 90,605.00 |
| Other Recreational Services | 12,650.00 | ISSUED AND OUTSTANDING | | Transfers From Taxes or Liens | |
| EDUCATION (excluding schools) | | School | 448,000.00 | Sale for Cash (1985) | |
| Libraries | 69,500.00 | Self-Liquidating | 218,000.00 | Cancelled, Abated or Adjusted (1985) | 27,200.00 |
| Other Educational Services | | Other | 946,500.00 | Balance December 31, 1985 | 63,405.00 |
| STATUTORY EXPENDITURES | | Total | 1,612,500.00 | CURRENT FINANCES DECEMBER 31, 1985 | |
| Pensions & F. I. C. A. | 244,346.32 | EQUALIZED VALUATION BASIS | | ASSETS | |
| Employee Fringe Benefits | 87,490.00 | FOR NET DEBT COMPUTATION | 198,505,654 | Cash Dec. 31, 1985 | 1,594,767.37 |
| Other Statutory Expenditures | 4,000.00 | REAL PROPERTY VALUATIONS | | Taxes Receivable | 170,173.99 |
| CETA And Other Public Employment Programs | | Code Class # of Parcels % VAL'N | | Tax Title Liens | 75,469.92 |
| MUNICIPAL FUNCTIONS | | 1 Vacant Land 292 1.88 | 3,697,300.00 | Foreclosed Property | 63,405.00 |
| CAPITAL IMPROVEMENTS | *MEMO* | 2 Residential 2888 72.66 | 143,130,700.00 | Emergencies & Other Deferred Charges | 72,339.07 |
| DEBT SERVICE | | 3 Farm | | State and Federal Aid Receivable | |
| Principal Payments | 172,553.94 | 4a Commercial 237 21.03 | 41,430,300.00 | Other Receivables | 106,346.77 |
| Interest Payments | 32,893.56 | 4b Industrial 7 1.00 | 1,975,800.00 | Total | 2,082,502.12 |
| | | 4c Apartments 19 3.43 | 6,758,800.00 | LIABILITIES, RESERVES, AND SURPLUS | |
| | | Total 3443 | 196,992,900.00 | Cash Liabilities | 472,428.97 |
| DEFERRED CHARGES | | Land Area 2.13 Sq. Miles | | Reserves for Receivables | 410,213.47 |
| SCHOOL, COUNTY, SPECIAL DISTRICT TAXES | | Net Valuation Taxable-Municipal | 205,622,049 | Surplus Dec. 31, 1985 | 1,199,859.68 |
| RESERVE FOR UNCOLLECTED TAXES | | Net Valuation Taxable-County | 217,301,894 | Total | 2,082,502.12 |
| EXPENDITURES | TOTAL | State Equalized Valuation | 219,375,157 | | |
| | | State Equalization Ratio | 93.49 | | |
| | | | | | |

0823
 Population 1980 **3,460**
 Population 1985 **3,344**
 S & P Rating
 Moody Rating

General Tax Rate Per \$100. **3.57**
 State Equalized Tax Rate **2.50**

WOODBURY HGTS. BORO. - GLOU. CO.

Form of Government:
Borough Council
Number of Members on Governing Body - 6

PER CAPITA:
 Gross Debt **654.78**
 Net Debt **201.44**
 Debt Service **13.20**
 Total Tax Levy **661.82**
 Municipal Expenditures **287.67**

PER CENT:
 Gross Debt **2.65**
 Net Debt **.81**
 Tax Levy Collected **97.38**
 Tax Levy Cancelled, Abated or Adjusted

| EXPENDITURES | | REVENUES-REALIZED | | 1985 PROPERTY TAX | |
|---|---------------------|--|----------------------|---|--------------------------|
| GENERAL GOVERNMENT | | | | STATE EQUALIZED TAX RATE | |
| Governing Body & Public Boards | | 1985 Property Taxes Collected | 2,147,185.14 | Local District School Taxes | .49 425,245.75 |
| Municipal Clerk | | 1985 Payments in Lieu of Taxes | | Regional & Consolidated School Tax | .95 831,490.11 |
| Financial Administration | 23,880.00 | Delinquent Tax & Lien Collections | 94,200.24 | School Taxes in Municipal Budget | |
| Assessment of Taxes | 7,525.00 | Business Personalty Replacement Taxes | 41,968.00 | County Taxes | .65 572,272.30 |
| Collection of Taxes | 10,600.00 | Taxes from Public Utilities | 234,989.00 | County Library Taxes | .02 17,773.49 |
| Planning, Housing & Development | 5,355.00 | Other Miscellaneous Tax Revenues | | Local Municipal Purpose Taxes | .39 342,981.79 |
| Human Resources | 4,142.00 | State Aid Revenues | 25,583.67 | Veteran & Senior Citizen Taxes | 35,650.00 |
| Elections | 2,275.00 | Federal Aid Revenues | | Total Taxes for Rate Computation | 2.50 2,225,413.44 |
| General Administration (other) | 128,300.00 | State and Local Fiscal Assistance Act Utilized | 17,533.06 | Special District Taxes | |
| JUDICIARY | | Sale of Acquired Property | | Bank Corp. Taxes | 8,223.36 |
| Municipal Courts | 17,975.00 | Other Miscellaneous Revenues | 153,385.44 | Added and Omitted Taxes | 15,148.12 |
| PUBLIC SAFETY | | Total | 2,714,844.55 | Total Taxes Levied - ABSTRACT | 2,213,134.92 |
| Fire Protection | 33,840.00 | Prior Years Surplus Appropriated | 90,000.00 | Total Taxes Billed | 2,204,911.56 |
| Police Protection | 186,389.26 | REVENUES TOTAL | 2,804,844.55 | 1985 TAXES COLLECTED | 2,147,185.14 |
| Civil Defense & Disaster Control | 20.00 | Reserve For Uncollected Taxes | 108,211.25 | 1985 Taxes Cancelled, Abated or Adjusted | 542.64 |
| Environmental Inspection & Control | 7,220.00 | CAPITAL OUTLAY TOTAL | 25,458.61 | Transfer to Tax Title Liens or Foreclosed Balance Outstanding Dec. 31, 1985 | 57,183.78 |
| Other Public Safety | | Public Enterprises | 19,542.55 | PRIOR YEARS TAXES OUTSTANDING | |
| PUBLIC WORKS | | Recreation—Culture | | Balance January 1, 1985 | 79,331.18 |
| Streets and Drainage | 131,243.62 | Public Works | 2,759.77 | Collected in 1985 | 74,450.54 |
| Sewers and Sewage Processing | 110,180.00 | Buildings and Grounds | 3,156.29 | Cancelled, Abated or Adjusted 1985 | |
| Garbage and Trash Disposal | 54,550.00 | Library and Education | | Transfers to Tax Title Liens or Foreclosed Balance December 31, 1985 | 206.62 4,674.02 |
| Public Buildings and Grounds | 5,952.06 | Conservation | | TAX TITLE LIENS OUTSTANDING | |
| Other Public Works | | All Other | | Balance January 1, 1985 | 22,709.35 |
| HEALTH and WELFARE | | CAPITAL DEBT AUTHORIZED, DECEMBER 31, 1985 | | Transfer From Taxes | 749.26 |
| Health Services Except Environmental | 350.00 | ISSUED AND UNISSUED GROSS DEBT | | Redeemed in 1985 | 19,749.70 |
| Welfare-Public Assistance | 2,150.00 | School | 822,242 | Cancelled, Abated or Adjusted (1985) | |
| Hospitals, Clinics, First Aid | | Self-liquidating | 693,750 | Transfers to Foreclosed Property | |
| Animal, Insect, & Rodent Control | 50.00 | Other | 673,599 | Balance December 31, 1985 | 3,708.91 |
| Other Welfare Services | | Total | 2,189,591 | PROPERTY ACQUIRED BY DEED OR FORECLOSURE | |
| RECREATION and CONSERVATION | | ISSUED AND OUTSTANDING | | Balance January 1, 1985 | 125,039.12 |
| Beaches and Boardwalks | 9,750.00 | School | 822,242.14 | Transfers From Taxes or Liens | |
| Parks, Playgrounds, Shade Trees | | Self-Liquidating | 664,000.00 | Sale for Cash (1985) | |
| Land Reclamation & Conservation | 4,375.00 | Other | 641,000.00 | Cancelled, Abated or Adjusted (1985) | |
| Other Recreational Services | | Total | 2,127,242.14 | Balance December 31, 1985 | 125,039.12 |
| EDUCATION (excluding schools) | | EQUALIZED VALUATION BASIS | | CURRENT FINANCES DECEMBER 31, 1985 | |
| Libraries | | FOR NET DEBT COMPUTATION | 82,672,407 | ASSETS | |
| Other Educational Services | 27,650.00 | REAL PROPERTY VALUATIONS | | Cash Dec. 31, 1985 | 407,935.07 |
| STATUTORY EXPENDITURES | | Code Class # of Parcels % VAL'N | | Taxes Receivable | 61,857.80 |
| Pensions & F. I. C. A. | | 1 Vacant Land 201 3.55 | 2,151,700.00 | Tax Title Liens | 3,708.91 |
| Employee Fringe Benefits | 4,400.00 | 2 Residential 984 70.02 | 42,471,900.00 | Foreclosed Property | 125,039.12 |
| Other Statutory Expenditures | | 3 Farm | | Emergencies & Other Deferred Charges | 18,434.18 |
| CETA And Other Public Employment Programs | 778,171.94 | 4a Commercial 65 19.03 | 11,542,800.00 | State and Federal Aid Receivable | 14,102.82 |
| MUNICIPAL FUNCTIONS | | 4b Industrial 7 7.12 | 4,321,400.00 | Other Receivables | 128,327.03 |
| CAPITAL IMPROVEMENTS *MEMO* | 3,000.00 | 4c Apartments 3 .28 | 171,500.00 | Total | 759,404.93 |
| DEBT SERVICE | | Total 1260 | 60,659,300.00 | LIABILITIES, RESERVES, AND SURPLUS | |
| Principal Payments | 10,579.00 | Land Area 1.23 Sq. Miles | | Cash Liabilities | 237,249.68 |
| Interest Payments | 33,560.46 | Net Valuation Taxable-Municipal | 61,349,136 | Reserves for Receivables | 318,932.86 |
| DEFERRED CHARGES | | Net Valuation Taxable-County | 85,625,047 | Surplus Dec. 31, 1985 | 203,222.39 |
| SCHOOL, COUNTY, SPECIAL DISTRICT TAXES | 1,846,781.65 | State Equalized Valuation | 87,247,056 | Total | 759,404.93 |
| RESERVE FOR UNCOLLECTED TAXES | 108,211.25 | State Equalization Ratio | 70.08 | | |
| EXPENDITURES | 2,808,736.34 | | | | |

0268
 Population 1980 **5,644**
 Population 1985 **5,584**
 S & P Rating
 Moody Rating **A**

General Tax Rate Per \$100. **2.28**
 State Equalized Tax Rate **1.98**

WOODCLIFF LAKE BORO. - BERGEN CO.
Form of Government:
Borough Council
Number of Members on Governing Body - 6

PER CAPITA:
 Gross Debt **936.62**
 Net Debt **872.13**
 Debt Service **135.88**
 Total Tax Levy **1,565.10**
 Municipal Expenditures **674.19**

PER CENT:
 Gross Debt **1.37**
 Net Debt **1.28**
 Tax Levy Collected **98.08**
 Tax Levy Cancelled, Abated or Adjusted **1.3**

| EXPENDITURES | | REVENUES-REALIZED | | 1985 PROPERTY TAX | |
|---|----------------------|--|-----------------------|--|---------------------|
| GENERAL GOVERNMENT | | | | STATE EQUALIZED TAX RATE | |
| Governing Body & Public Boards | | 1985 Property Taxes Collected | 8,598,830.07 | Local District School Taxes | .57 |
| Municipal Clerk | | 1985 Payments in Lieu of Taxes | | Regional & Consolidated School Tax | .54 |
| Financial Administration | 81,981.00 | Delinquent Tax & Lien Collections | 125,495.49 | School Taxes in Municipal Budget | |
| Assessment of Taxes | 13,743.00 | Business Personalty Replacement Taxes | 47,800.60 | County Taxes | .36 |
| Collection of Taxes | 19,625.00 | Taxes from Public Utilities | 503,532.00 | County Library Taxes | |
| Planning, Housing & Development | 22,874.00 | Other Miscellaneous Tax Revenues | | Local Municipal Purpose Taxes | .49 |
| Human Resources | | State Aid Revenues | 231,803.88 | Veteran & Senior Citizen Taxes | |
| Elections | 40,650.00 | Federal Aid Revenues | | Total Taxes for Rate Computation | 1.96 |
| General Administration (other) | 347,507.00 | State and Local Fiscal Assistance Act Utilized | 62,910.65 | Special District Taxes | |
| JUDICIARY | | Sale of Acquired Property | | Bank Corp. Taxes | 10,130.35 |
| Municipal Courts | 32,378.00 | Other Miscellaneous Revenues | 328,754.68 | Added and Omitted Taxes | 88,784.85 |
| PUBLIC SAFETY | | Total | 9,899,127.37 | Total Taxes Levied - ABSTRACT | 8,739,545.71 |
| Fire Protection | 177,115.00 | Prior Years Surplus Appropriated | 610,000.00 | Total Taxes Billed | 8,767,184.63 |
| Police Protection | 782,907.00 | REVENUES | 10,509,127.37 | 1985 TAXES COLLECTED | 8,598,830.07 |
| Civil Defense & Disaster Control | | Reserve For Uncollected Taxes | 238,000.00 | 1985 Taxes Cancelled, Abated or Adjusted | 11,812.06 |
| Environmental Inspection & Control | 33,177.00 | CAPITAL OUTLAY | 114,876.13 | Transfer to Tax Title Liens or Foreclosed | |
| Other Public Safety | | Total | | Balance Outstanding Dec. 31, 1985 | 156,542.50 |
| PUBLIC WORKS | | | | PRIOR YEARS TAXES OUTSTANDING | |
| Streets and Drainage | 178,500.00 | Public Enterprises | | Balance January 1, 1985 | 124,161.75 |
| Sewers and Sewage Processing | 233,289.00 | Recreation—Culture | 734.99 | Collected in 1985 | 124,161.75 |
| Garbage and Trash Disposal | 187,670.00 | Public Works | 114,141.14 | Cancelled, Abated or Adjusted 1985 | |
| Public Buildings and Grounds | 33,875.00 | Buildings and Grounds | | Transfers to Tax Title Liens or Foreclosed | |
| Other Public Works | 273,324.00 | Library and Education | | Balance December 31, 1985 | |
| HEALTH and WELFARE | | Conservation | | TAX TITLE LIENS OUTSTANDING | |
| Health Services Except Environmental | 20,002.00 | All Other | | Balance January 1, 1985 | 1,578.36 |
| Welfare-Public Assistance | 150.00 | CAPITAL DEBT AUTHORIZED, DECEMBER 31, 1985 | | Transfer From Taxes | |
| Hospitals, Clinics, First Aid | 500.00 | ISSUED AND UNISSUED | | Redeemed in 1985 | 1,333.74 |
| Animal, Insect, & Rodent Control | | School | 360,091 | Cancelled, Abated or Adjusted (1985) | |
| Other Welfare Services | | Self-liquidating | | Transfers to Foreclosed Property | |
| RECREATION and CONSERVATION | | Other | 4,870,000 | Balance December 31, 1985 | 244.62 |
| Beaches and Boardwalks | | Total | 5,230,091 | PROPERTY ACQUIRED BY DEED OR | |
| Parks, Playgrounds, Shade Trees | 53,340.00 | ISSUED AND OUTSTANDING | | FORECLOSURE | |
| Land Reclamation & Conservation | | School | 360,091.25 | Balance January 1, 1985 | 950.00 |
| Other Recreational Services | 50,975.00 | Self-Liquidating | | Transfers From Taxes or Liens | |
| EDUCATION (excluding schools) | | Other | 4,870,000.00 | Sale for Cash (1985) | |
| Libraries | | Total | 5,230,091.25 | Cancelled, Abated or Adjusted (1985) | |
| Other Educational Services | | EQUALIZED VALUATION BASIS | | Balance December 31, 1985 | 950.00 |
| STATUTORY EXPENDITURES | | FOR NET DEBT COMPUTATION | 381,312,533 | CURRENT FINANCES DECEMBER 31, 1985 | |
| Pensions & F. I. C. A. | 173,039.00 | REAL PROPERTY VALUATIONS | | ASSETS | |
| Employee Fringe Benefits | | Code Class # of Parcels % VAL'N | | Cash Dec. 31, 1985 | 1,101,309.67 |
| Other Statutory Expenditures | 500.00 | 1 Vacant Land 118 2.52 | 9,548,450.00 | Taxes Receivable | 156,542.50 |
| CETA And Other Public Employment Programs | | 2 Residential 1626 73.90 | 279,594,250.00 | Tax Title Liens | 244.62 |
| MUNICIPAL FUNCTIONS | 2,757,121.00 | 3 Farm 21 .42 | 1,587,900.00 | Foreclosed Property | 950.00 |
| CAPITAL IMPROVEMENTS | 5,000.00 | 4a Commercial 44 23.16 | 87,617,200.00 | Emergencies & Other Deferred Charges | 21,600.00 |
| DEBT SERVICE | | 4b Industrial | | State and Federal Aid Receivable | 2,122.27 |
| Principal Payments | 459,656.00 | 4c Apartments | | Other Receivables | 79,099.21 |
| Interest Payments | 299,112.36 | Total | 1809 | Total | 1,361,868.27 |
| DEFERRED CHARGES | 10,800.00 | Land Area 3.75 Sq. Miles | 378,347,800.00 | LIABILITIES, RESERVES, AND SURPLUS | |
| SCHOOL, COUNTY, SPECIAL DISTRICT TAXES | 6,484,210.41 | Net Valuation Taxable-Municipal | 380,631,569 | Cash Liabilities | 548,617.38 |
| RESERVE FOR UNCOLLECTED TAXES | 238,000.00 | Net Valuation Taxable-County | 386,910,115 | Reserves for Receivables | 236,836.33 |
| EXPENDITURES | 10,248,899.77 | State Equalized Valuation | 437,873,037 | Surplus Dec. 31, 1985 | 576,414.56 |
| | | State Equalization Ratio | 86.86 | Total | 1,361,868.27 |

0339

Population 1980 **2,285**
 Population 1985 **1,987**
 S & P Rating
 Moody Rating

General Tax Rate Per \$100.

2.60
 State Equalized Tax Rate
2.40

WOODLAND TWP. - BURLINGTON CO.**Form of Government:****Township Committee****Number of Members on Governing Body - 3****PER CAPITA:**

Gross Debt **89.83**
 Net Debt **71.72**
 Debt Service
 Total Tax Levy **391.28**
 Municipal Expenditures **383.92**

PER CENT:

Gross Debt **.5**
 Net Debt **.4**
 Tax Levy Collected **83.4**
 Tax Levy Cancelled, Abated
 or Adjusted **.1**

| EXPENDITURES | | REVENUES-REALIZED | | 1985 PROPERTY TAX | |
|---|---------------------|---|---------------------------|---|---------------------|
| GENERAL GOVERNMENT | | | | STATE EQUALIZED TAX RATE | |
| Governing Body & Public Boards | | | | Local District School Taxes 1.40 | 453,508.00 |
| Municipal Clerk | | | | Regional & Consolidated School Tax | |
| Financial Administration | 28,400.00 | 1985 Property Taxes Collected | 648,587.90 | School Taxes in Municipal Budget | |
| Assessment of Taxes | 22,700.00 | 1985 Payments in Lieu of Taxes | 56,725.27 | County Taxes | .64 |
| Collection of Taxes | 27,864.00 | Delinquent Tax & Lien Collections | 61,489.21 | County Library Taxes | .04 |
| Planning, Housing & Development | 11,019.00 | Business Personalty Replacement Taxes | 6,643.40 | Local Municipal Purpose Taxes | .33 |
| Human Resources | | Taxes from Public Utilities | 84,089.00 | Veteran & Senior Citizen Taxes | |
| Elections | | Other Miscellaneous Tax Revenues | | Total Taxes for Rate Computation | 2.41 |
| General Administration (other) | 98,447.00 | State Aid Revenues | 125,051.23 | Special District Taxes | |
| JUDICIARY | | Federal Aid Revenues | | Bank Corp. Taxes | |
| Municipal Courts | 24,113.00 | State and Local Fiscal Assistance Act Utilized | 17,873.16 | Added and Omitted Taxes | |
| PUBLIC SAFETY | | Sale of Acquired Property | | Total Taxes Levied - ABSTRACT | 777,466.34 |
| Fire Protection | 20,600.00 | Other Miscellaneous Revenues | 171,267.54 | Total Taxes Billed | 777,637.51 |
| Police Protection | 10,000.00 | Total | 1,171,726.71 | 1985 TAXES COLLECTED | 648,587.90 |
| Civil Defense & Disaster Control | 500.00 | Prior Years Surplus Appropriated | 167,682.00 | 1985 Taxes Cancelled, Abated or Adjusted | 1,153.99 |
| Environmental Inspection & Control | 4,336.00 | REVENUES TOTAL | 1,339,408.71 | Transfer to Tax Title Liens or Foreclosed | 20,000.00 |
| Other Public Safety | | Reserve For Uncollected Taxes | 138,898.45 | Balance Outstanding Dec. 31, 1985 | 107,895.62 |
| PUBLIC WORKS | | CAPITAL OUTLAY TOTAL | 37,577.00 | PRIOR YEARS TAXES OUTSTANDING | |
| Streets and Drainage | 180,343.31 | Public Enterprises | | Balance January 1, 1985 | 83,030.16 |
| Sewers and Sewage Processing | | Recreation—Culture | | Collected in 1985 | 57,472.77 |
| Garbage and Trash Disposal | 70,132.00 | Public Works | 37,577.00 | Cancelled, Abated or Adjusted 1985 | |
| Public Buildings and Grounds | 6,200.00 | Buildings and Grounds | | Transfers to Tax Title Liens or Foreclosed | |
| Other Public Works | | Library and Education | | Balance December 31, 1985 | 25,557.39 |
| HEALTH and WELFARE | | Conservation | | TAX TITLE LIENS OUTSTANDING | |
| Health Services Except Environmental | 3,625.00 | All Other | | Balance January 1, 1985 | 249,538.21 |
| Welfare-Public Assistance | 5,900.00 | | | Transfer From Taxes | 20,000.00 |
| Hospitals, Clinics, First Aid | | CAPITAL DEBT AUTHORIZED, DECEMBER 31, 1985 | | Redeemed in 1985 | 4,016.44 |
| Animal, Insect, & Rodent Control | 7,120.00 | ISSUED AND UNISSUED GROSS DEBT | | Cancelled, Abated or Adjusted (1985) | |
| Other Welfare Services | | School | 36,000 | Transfers to Foreclosed Property | |
| RECREATION and CONSERVATION | | Self-liquidating | | Balance December 31, 1985 | 265,521.77 |
| Beaches and Boardwalks | | Other | 142,500 | PROPERTY ACQUIRED BY DEED OR FORECLOSURE | |
| Parks, Playgrounds, Shade Trees | 6,000.00 | Total | 178,500 | Balance January 1, 1985 | 33,600.00 |
| Land Reclamation & Conservation | | ISSUED AND OUTSTANDING | | Transfers From Taxes or Liens | |
| Other Recreational Services | | School | 36,000.00 | Sale for Cash (1985) | |
| EDUCATION (excluding schools) | | Self-liquidating | | Cancelled, Abated or Adjusted (1985) | |
| Libraries | | Other | | Balance December 31, 1985 | 33,600.00 |
| Other Educational Services | 68,000.00 | Total | 36,000.00 | CURRENT FINANCES DECEMBER 31, 1985 | |
| STATUTORY EXPENDITURES | | EQUALIZED VALUATION BASIS | | ASSETS | |
| Pensions & F. I. C. A. | 20,025.00 | FOR NET DEBT COMPUTATION | 33,024.478 | Cash Dec. 31, 1985 | 515,432.35 |
| Employee Fringe Benefits | 5,000.00 | REAL PROPERTY VALUATIONS | | Taxes Receivable | 133,453.01 |
| Other Statutory Expenditures | 3,400.00 | Code Class # of Parcels % VAL'N | ASSESSED VALUATION | Tax Title Liens | 265,521.77 |
| CETA And Other Public Employment Programs | | 1 Vacant Land 3008 22.89 | 6,650,659.00 | Foreclosed Property | 33,600.00 |
| MUNICIPAL FUNCTIONS | | 2 Residential 341 52.46 | 15,238,050.00 | Emergencies & Other Deferred Charges | 204.98 |
| CAPITAL IMPROVEMENTS | *MEMO* | 3 Farm 294 11.73 | 3,408,070.00 | State and Federal Aid Receivable | 99,000.00 |
| DEBT SERVICE | | 4a Commercial 26 7.62 | 2,214,315.00 | Other Receivables | 9,005.15 |
| Principal Payments | | 4b Industrial 16 5.30 | 1,538,300.00 | Total | 1,056,217.26 |
| Interest Payments | | 4c Apartments | | LIABILITIES, RESERVES, AND SURPLUS | |
| DEFERRED CHARGES | 222.27 | Total 3685 | 29,049,394.00 | Cash Liabilities | 324,791.94 |
| SCHOOL, COUNTY, SPECIAL DISTRICT TAXES | 670,767.59 | Land Area 95.38 Sq. Miles | | Reserves for Receivables | 441,579.93 |
| RESERVE FOR UNCOLLECTED TAXES | 138,898.45 | Net Valuation Taxable-Municipal | 29,886,143 | Surplus Dec. 31, 1985 | 289,845.35 |
| EXPENDITURES | | Net Valuation Taxable-County | 34,910,460 | Total | 1,056,217.26 |
| TOTAL | 1,433,612.62 | State Equalized Valuation | 32,295,915 | | |
| | | State Equalization Ratio | 92.34 | | |

0437
 Population 1980 **2,578**
 Population 1985 **2,589**
 S & P Rating
 Moody Rating

General Tax Rate Per \$100. **7.94**
 State Equalized Tax Rate **3.91**

WOODLYNNE BOROUGH – CAMDEN CO.
Form of Government:
Borough Council
Number of Members on Governing Body – 6

PER CAPITA:
 Gross Debt **250.48**
 Net Debt **183.34**
 Debt Service **32.53**
 Total Tax Levy **481.41**
 Municipal Expenditures **310.03**

PER CENT:
 Gross Debt **2.17**
 Net Debt **1.59**
 Tax Levy Collected **95.45**
 Tax Levy Cancelled, Abated or Adjusted **.28**

| EXPENDITURES | | REVENUES-REALIZED | | 1985 PROPERTY TAX | |
|---|---------------------|--|---------------------|--|---------------------------------|
| GENERAL GOVERNMENT | | | | STATE EQUALIZED TAX RATE → 1.52 | 482,876.00 |
| Governing Body & Public Boards | | 1985 Property Taxes Collected | 1,192,708.90 | Local District School Taxes | |
| Municipal Clerk | | 1985 Payments in Lieu of Taxes | | Regional & Consolidated School Tax | |
| Financial Administration | 11,000.00 | Delinquent Tax & Lien Collections | 40,808.77 | School Taxes in Municipal Budget | |
| Assessment of Taxes | 24,241.00 | Business Personalty Replacement Taxes | 9,409.52 | County Taxes | 1.09 347,854.73 |
| Collection of Taxes | 317.15 | Taxes from Public Utilities | 97,952.00 | County Library Taxes | .03 8,201.04 |
| Planning, Housing & Development | | Other Miscellaneous Tax Revenues | | Local Municipal Purpose Taxes | 1.27 405,800.00 |
| Human Resources | | State Aid Revenues | 112,707.42 | Veteran & Senior Citizen Taxes | 55,950.00 |
| Elections | 2,960.00 | Federal Aid Revenues | | Total Taxes for Rate Computation | 3.91 1,300,681.77 |
| General Administration (other) | 122,714.09 | State and Local Fiscal Assistance Act Utilized | 18,046.00 | Special District Taxes | |
| JUDICIARY | | Sale of Acquired Property | | Bank Corp. Taxes | 252.74 |
| Municipal Courts | 8,692.38 | Other Miscellaneous Revenues | 43,007.23 | Added and Omitted Taxes | 1,397.62 |
| PUBLIC SAFETY | | Total | 1,514,639.84 | Total Taxes Levied - ABSTRACT | 1,246,382.13 |
| Fire Protection | 8,900.00 | Prior Years Surplus Appropriated | 95,000.00 | Total Taxes Billed | 1,249,543.34 |
| Police Protection | 159,957.23 | REVENUES TOTAL | 1,609,639.84 | 1985 TAXES COLLECTED | 1,192,708.90 |
| Civil Defense & Disaster Control | 94.00 | Reserve For Uncollected Taxes | 66,445.34 | 1985 Taxes Cancelled, Abated or Adjusted | 3,451.23 |
| Environmental Inspection & Control | 10,634.15 | CAPITAL OUTLAY TOTAL | 34,350.84 | Transfer to Tax Title Liens or Foreclosed | 10,736.25 |
| Other Public Safety | | | | Balance Outstanding Dec. 31, 1985 | 42,646.96 |
| PUBLIC WORKS | | | | PRIOR YEARS TAXES OUTSTANDING | |
| Streets and Drainage | 107,863.49 | Public Enterprises | | Balance January 1, 1985 | 41,934.19 |
| Sewers and Sewage Processing | 18,888.29 | Recreation—Culture | | Collected in 1985 | 36,340.54 |
| Garbage and Trash Disposal | 61,470.29 | Public Works | 1,213.34 | Cancelled, Abated or Adjusted 1985 | |
| Public Buildings and Grounds | 36,864.26 | Buildings and Grounds | 33,137.50 | Transfers to Tax Title Liens or Foreclosed | 5,436.57 |
| Other Public Works | | Library and Education | | Balance December 31, 1985 | 157.08 |
| HEALTH and WELFARE | | Conservation | | TAX TITLE LIENS OUTSTANDING | |
| Health Services Except Environmental | | All Other | | Balance January 1, 1985 | 6,509.29 |
| Welfare-Public Assistance | 7,900.00 | | | Transfer From Taxes | 15,570.40 |
| Hospitals, Clinics, First Aid | | | | Redeemed in 1985 | 4,468.23 |
| Animal, Insect, & Rodent Control | | | | Cancelled, Abated or Adjusted (1985) | |
| Other Welfare Services | | | | Transfers to Foreclosed Property | |
| RECREATION and CONSERVATION | | | | Balance December 31, 1985 | 17,611.46 |
| Beaches and Boardwalks | 2,956.14 | | | PROPERTY ACQUIRED BY DEED OR | |
| Parks, Playgrounds, Shade Trees | | | | FORECLOSURE | |
| Land Reclamation & Conservation | 5,350.00 | | | Balance January 1, 1985 | 23,801.47 |
| Other Recreational Services | | | | Transfers From Taxes or Liens | 198.53 |
| EDUCATION (excluding schools) | | | | Sale for Cash (1985) | |
| Libraries | 2,250.00 | | | Cancelled, Abated or Adjusted (1985) | |
| Other Educational Services | | | | Balance December 31, 1985 | 24,000.00 |
| STATUTORY EXPENDITURES | | | | CURRENT FINANCES DECEMBER 31, 1985 | |
| Pensions & F. I. C. A. | 45,510.00 | | | ASSETS | |
| Employee Fringe Benefits | 10,149.26 | | | Cash Dec. 31, 1985 | 128,621.85 |
| Other Statutory Expenditures | 1,000.00 | | | Taxes Receivable | 42,804.04 |
| CETA And Other Public Employment Programs | | | | Tax Title Liens | 17,611.46 |
| MUNICIPAL FUNCTIONS | | | | Foreclosed Property | 24,000.00 |
| CAPITAL IMPROVEMENTS *MEMO* | 1,000.00 | | | Emergencies & Other Deferred Charges | 24,100.00 |
| DEBT SERVICE | | | | State and Federal Aid Receivable | 20,000.00 |
| Principal Payments | 54,250.00 | | | Other Receivables | 10,589.37 |
| Interest Payments | 29,964.07 | | | Total | 267,726.72 |
| DEFERRED CHARGES | 2,300.00 | | | LIABILITIES, RESERVES, AND SURPLUS | |
| SCHOOL, COUNTY, SPECIAL DISTRICT TAXES | 838,931.77 | | | Cash Liabilities | 44,143.03 |
| RESERVE FOR UNCOLLECTED TAXES | 66,445.34 | | | Reserves for Receivables | 95,004.87 |
| EXPENDITURES TOTAL | 1,641,602.91 | | | Surplus Dec. 31, 1985 | 128,578.82 |
| | | | | Total | 267,726.72 |

1715

Population 1980 **3,250**
 Population 1985 **3,251**
 S & P Rating
 Moody Rating

General Tax Rate Per \$100.

3.12

State Equalized Tax Rate

2.81

WOODSTOWN BORO. - SALEM CO.**Form of Government:****Borough Council****Number of Members on Governing Body - 6**

PER CAPITA:

Gross Debt **498.09**
 Net Debt **52.29**
 Debt Service **10.11**
 Total Tax Levy **521.94**
 Municipal Expenditures **281.65**

PER CENT:

Gross Debt **2.96**
 Net Debt **.31**
 Tax Levy Collected **91.57**
 Tax Levy Cancelled, Abated or Adjusted **.17**

| EXPENDITURES | | REVENUES-REALIZED | | 1985 PROPERTY TAX | |
|--|---------------------|---|---------------------------|--|---------------------|
| GENERAL GOVERNMENT | | | | STATE EQUALIZED TAX RATE → | |
| Governing Body & Public Boards | | 1985 Property Taxes Collected | 1,530,843.18 | Local District School Taxes | |
| Municipal Clerk | | 1985 Payments in Lieu of Taxes | | Regional & Consolidated School Tax | 1.55 |
| Financial Administration | 15,065.00 | Delinquent Tax & Lien Collections | 146,289.83 | School Taxes in Municipal Budget | |
| Assessment of Taxes | 8,455.00 | Business Personalty Replacement Taxes | 21,686.64 | County Taxes | .76 |
| Collection of Taxes | 10,875.00 | Taxes from Public Utilities | 139,747.00 | County Library Taxes | |
| Planning, Housing & Development | 9,930.00 | Other Miscellaneous Tax Revenues | | Local Municipal Purpose Taxes | .50 |
| Human Resources | 1,400.00 | State Aid Revenues | 95,485.58 | Veteran & Senior Citizen Taxes | |
| Elections | 350.00 | Federal Aid Revenues | | Total Taxes for Rate Computation | 2.81 |
| General Administration (other) | 85,800.00 | State and Local Fiscal Assistance Act Utilized | 13,361.45 | Special District Taxes | |
| JUDICIARY | | Sale of Acquired Property | | Bank Corp. Taxes | 25,057.40 |
| Municipal Courts | 22,240.00 | Other Miscellaneous Revenues | 144,771.28 | Added and Omitted Taxes | 6,829.93 |
| PUBLIC SAFETY | | Total | 2,092,184.96 | Total Taxes Levied - ABSTRACT | 1,696,813.36 |
| Fire Protection | 18,600.00 | Prior Years Surplus Appropriated | 147,175.88 | Total Taxes Billed | 1,671,755.96 |
| Police Protection | 240,307.93 | REVENUES TOTAL | 2,239,360.84 | 1985 TAXES COLLECTED | 1,530,843.18 |
| Civil Defense & Disaster Control | 500.00 | Reserve For Uncollected Taxes | 149,759.07 | 1985 Taxes Cancelled, Abated or Adjusted | 2,873.52 |
| Environmental Inspection & Control | 10,520.00 | | | Transfer to Tax Title Liens or Foreclosed | 4,679.51 |
| Other Public Safety | | | | Balance Outstanding Dec. 31, 1985 | 133,359.75 |
| PUBLIC WORKS | | CAPITAL OUTLAY | TOTAL | PRIOR YEARS TAXES OUTSTANDING | |
| Streets and Drainage | 118,865.94 | Public Enterprises | | Balance January 1, 1985 | 121,995.77 |
| Sewers and Sewage Processing | | Recreation—Culture | | Collected in 1985 | 120,196.27 |
| Garbage and Trash Disposal | 57,350.00 | Public Works | | Cancelled, Abated or Adjusted 1985 | |
| Public Buildings and Grounds | 36,080.00 | Buildings and Grounds | | Transfers to Tax Title Liens or Foreclosed | |
| Other Public Works | | Library and Education | | Balance December 31, 1985 | 1,799.50 |
| HEALTH and WELFARE | | Conservation | | TAX TITLE LIENS OUTSTANDING | |
| Health Services Except Environmental | 994.00 | All Other | | Balance January 1, 1985 | 24,390.27 |
| Welfare-Public Assistance | 2,980.00 | | | Transfer From Taxes | 4,679.51 |
| Hospitals, Clinics, First Aid | 1,000.00 | CAPITAL DEBT AUTHORIZED, DECEMBER 31, 1985 | | Redeemed in 1985 | 26,093.56 |
| Animal, Insect, & Rodent Control | 1,976.00 | ISSUED AND UNISSUED | GROSS DEBT | Cancelled, Abated or Adjusted (1985) | |
| Other Welfare Services | | School | 1,344,280 | Transfers to Foreclosed Property | |
| RECREATION and CONSERVATION | | Self-liquidating | 105,000 | Balance December 31, 1985 | 2,976.22 |
| Beaches and Boardwalks | | Other | 170,000 | PROPERTY ACQUIRED BY DEED OR | |
| Parks, Playgrounds, Shade Trees | 4,300.00 | Total | 1,619,280 | FORECLOSURE | |
| Land Reclamation & Conservation | | | | Balance January 1, 1985 | 800.00 |
| Other Recreational Services | 2,000.00 | ISSUED AND OUTSTANDING | | Transfers From Taxes or Liens | |
| EDUCATION (excluding schools) | | School | 1,344,280.55 | Sale for Cash (1985) | |
| Libraries | 2,700.00 | Self-Liquidating | 105,000.00 | Cancelled, Abated or Adjusted (1985) | |
| Other Educational Services | | Other | 95,000.00 | Balance December 31, 1985 | 800.00 |
| STATUTORY EXPENDITURES | | Total | 1,544,280.55 | CURRENT FINANCES DECEMBER 31, 1985 | |
| Pensions & F. I. C. A. | 54,694.00 | EQUALIZED VALUATION BASIS | | ASSETS | |
| Employee Fringe Benefits | 20,300.00 | FOR NET DEBT COMPUTATION | 54,757,810 | Cash Dec. 31, 1985 | 439,033.30 |
| Other Statutory Expenditures | 358.00 | REAL PROPERTY VALUATIONS | | Taxes Receivable | 135,159.25 |
| CETA And Other Public Employment Programs | | Code Class # of Parcels % VAL'N | ASSESSED VALUATION | Tax Title Liens | 2,976.22 |
| MUNICIPAL FUNCTIONS | | 1 Vacant Land 111 1.80 | 934,100.00 | Foreclosed Property | 800.00 |
| CAPITAL IMPROVEMENTS | *MEMO* | 2 Residential 912 79.98 | 41,509,000.00 | Emergencies & Other Deferred Charges | |
| DEBT SERVICE | | 3 Farm 20 .22 | 115,800.00 | State and Federal Aid Receivable | 35,000.00 |
| Principal Payments | 25,000.00 | 4a Commercial 80 15.17 | 7,872,100.00 | Other Receivables | 5,327.28 |
| Interest Payments | 7,863.44 | 4b Industrial | | Total | 618,296.05 |
| | | 4c Apartments 5 2.82 | 1,465,100.00 | LIABILITIES, RESERVES, AND SURPLUS | |
| | | Total 1128 | 51,896,100.00 | Cash Liabilities | 108,315.53 |
| DEFERRED CHARGES | 5,365.00 | Land Area 1.56 Sq. Miles | | Reserves for Receivables | 144,262.75 |
| SCHOOL, COUNTY, SPECIAL DISTRICT TAXES | 1,369,126.03 | Net Valuation Taxable-Municipal | 53,413,354 | Surplus Dec. 31, 1985 | 365,717.77 |
| RESERVE FOR UNCOLLECTED TAXES | 149,759.07 | Net Valuation Taxable-County | 57,637,049 | Total | 618,296.05 |
| EXPENDITURES | | State Equalized Valuation | 59,174,735 | | |
| TOTAL | 2,284,754.41 | State Equalization Ratio | 90.01 | | |

0824
 Population 1980 **1,129**
 Population 1985 **1,201**
 S & P Rating
 Moody Rating

General Tax Rate Per \$100.

3.05
 State Equalized Tax Rate
2.38

WOOLWICH TOWNSHIP – GLOUCESTER CO.
Form of Government:
Township Committee
Number of Members on Governing Body – 3

PER CAPITA:
 Gross Debt **155.48**
 Net Debt
 Debt Service
 Total Tax Levy **866.41**
 Municipal Expenditures **442.21**

PER CENT:
 Gross Debt **.47**
 Net Debt
 Tax Levy Collected **96.68**
 Tax Levy Cancelled, Abated
 or Adjusted

| EXPENDITURES | | REVENUES-REALIZED | | 1985 PROPERTY TAX | |
|---|---------------------|--|----------------------|---|---------------------|
| GENERAL GOVERNMENT | | | | STATE EQUALIZED TAX RATE | |
| Governing Body & Public Boards | | 1985 Property Taxes Collected | 1,006,338.26 | Local District School Taxes .86 | 370,891.82 |
| Municipal Clerk | | 1985 Payments in Lieu of Taxes | | Regional & Consolidated School Tax .68 | 293,405.96 |
| Financial Administration | 8,270.00 | Delinquent Tax & Lien Collections | 67,282.43 | School Taxes in Municipal Budget | |
| Assessment of Taxes | 12,000.00 | Business Personalty Replacement Taxes | 59,527.88 | County Taxes | .70 |
| Collection of Taxes | 7,300.00 | Taxes from Public Utilities | 198,826.00 | County Library Taxes | .02 |
| Planning, Housing & Development | 6,975.00 | Other Miscellaneous Tax Revenues | | Local Municipal Purpose Taxes | .12 |
| Human Resources | | State Aid Revenues | 7,752.63 | Veteran & Senior Citizen Taxes | 10,250.00 |
| Elections | 850.85 | Federal Aid Revenues | | Total Taxes for Rate Computation 2.38 | 1,037,984.50 |
| General Administration (other) | 69,116.36 | State and Local Fiscal Assistance Act Utilized | 4,933.50 | Special District Taxes | |
| JUDICIARY | | Sale of Acquired Property | | Bank Corp. Taxes | |
| Municipal Courts | 22,000.00 | Other Miscellaneous Revenues | 71,970.12 | Added and Omitted Taxes | 12,825.46 |
| PUBLIC SAFETY | | Total | 1,416,630.82 | Total Taxes Levied - ABSTRACT | 1,040,559.96 |
| Fire Protection | 23,480.00 | Prior Years Surplus Appropriated | 133,041.99 | Total Taxes Billed | 1,040,848.98 |
| Police Protection | 164,127.71 | REVENUES TOTAL | 1,549,672.81 | 1985 TAXES COLLECTED | 1,006,338.26 |
| Civil Defense & Disaster Control | 600.00 | Reserve For Uncollected Taxes | 61,800.00 | 1985 Taxes Cancelled, Abated or Adjusted | 2.74 |
| Environmental Inspection & Control | 25,791.95 | | | Transfer to Tax Title Liens or Foreclosed | 463.60 |
| Other Public Safety | | CAPITAL OUTLAY TOTAL | | Balance Outstanding Dec. 31, 1985 | 34,044.38 |
| PUBLIC WORKS | | | | PRIOR YEARS TAXES OUTSTANDING | |
| Streets and Drainage | 33,512.30 | Public Enterprises | | Balance January 1, 1985 | 67,282.48 |
| Sewers and Sewage Processing | | Recreation—Culture | | Collected in 1985 | 67,282.43 |
| Garbage and Trash Disposal | 35,000.00 | Public Works | | Cancelled, Abated or Adjusted 1985 | .05 |
| Public Buildings and Grounds | 6,800.00 | Buildings and Grounds | | Transfers to Tax Title Liens or Foreclosed | |
| Other Public Works | | Library and Education | | Balance December 31, 1985 | |
| HEALTH and WELFARE | | Conservation | | TAX TITLE LIENS OUTSTANDING | |
| Health Services Except Environmental | 560.00 | All Other | | Balance January 1, 1985 | 3,206.33 |
| Welfare-Public Assistance | 1,630.00 | | | Transfer From Taxes | 463.60 |
| Hospitals, Clinics, First Aid | | CAPITAL DEBT AUTHORIZED, DECEMBER 31, 1985 | | Redeemed in 1985 | |
| Animal, Insect, & Rodent Control | 1,780.00 | ISSUED AND UNISSUED | | Cancelled, Abated or Adjusted (1985) | |
| Other Welfare Services | | School | 186,731 | Transfers to Foreclosed Property | |
| RECREATION and CONSERVATION | | Self-Liquidating | | Balance December 31, 1985 | 3,669.93 |
| Beaches and Boardwalks | | Other | | PROPERTY ACQUIRED BY DEED OR | |
| Parks, Playgrounds, Shade Trees | 650.00 | Total | 186,731 | FORECLOSURE | |
| Land Reclamation & Conservation | | ISSUED AND OUTSTANDING | | Balance January 1, 1985 | 3,600.00 |
| Other Recreational Services | | School | 101,731.49 | Transfers From Taxes or Liens | |
| EDUCATION (excluding schools) | | Self-Liquidating | | Sale for Cash (1985) | |
| Libraries | 892.83 | Other | | Cancelled, Abated or Adjusted (1985) | |
| Other Educational Services | | Total | 101,731.49 | Balance December 31, 1985 | 3,600.00 |
| STATUTORY EXPENDITURES | | EQUALIZED VALUATION BASIS | | CURRENT FINANCES DECEMBER 31, 1985 | |
| Pensions & F. I. C. A. | 34,186.80 | FOR NET DEBT COMPUTATION | 39,431,730 | ASSETS | |
| Employee Fringe Benefits | | REAL PROPERTY VALUATIONS | | Cash Dec. 31, 1985 | 363,932.06 |
| Other Statutory Expenditures | 1,671.60 | Code Class # of Parcels % VAL'N | | Taxes Receivable | 34,044.38 |
| CETA And Other Public Employment Programs | | 1 Vacant Land 135 5.36 | 1,734,900.00 | Tax Title Liens | 3,669.93 |
| MUNICIPAL FUNCTIONS TOTAL | 457,195.40 | 2 Residential 246 30.60 | 9,901,000.00 | Foreclosed Property | 3,600.00 |
| CAPITAL IMPROVEMENTS *MEMO* | | 3 Farm 478 32.87 | 10,634,200.00 | Emergencies & Other Deferred Charges | 7,004.32 |
| DEBT SERVICE | | 4a Commercial 41 27.24 | 8,815,400.00 | State and Federal Aid Receivable | 6,869.70 |
| Principal Payments | | 4b Industrial 2 3.94 | 1,273,700.00 | Other Receivables | 6,894.16 |
| Interest Payments | | 4c Apartments | | Total | 426,014.55 |
| DEFERRED CHARGES | 12,104.00 | Total 902 | 32,359,200.00 | LIABILITIES, RESERVES, AND SURPLUS | |
| SCHOOL, COUNTY, SPECIAL DISTRICT TAXES | 977,734.50 | Land Area 21.48 Sq. Miles | | Cash Liabilities | 129,945.86 |
| RESERVE FOR UNCOLLECTED TAXES | 61,800.00 | Net Valuation Taxable-Municipal | 33,705,689 | Reserves for Receivables | 48,208.50 |
| EXPENDITURES TOTAL | 1,508,833.90 | Net Valuation Taxable-County | 45,484,664 | Surplus Dec. 31, 1985 | 247,860.19 |
| | | State Equalized Valuation | 42,790,582 | Total | 426,014.55 |
| | | State Equalization Ratio | 78.08 | | |

0340
 Population 1980 **3,031**
 Population 1985 **3,238**
 S & P Rating
 Moody Rating

General Tax Rate Per \$100. **2.44**
 State Equalized Tax Rate **2.72**

WRIGHTSTOWN BORO. - BURLINGTON CO.
Form of Government:
Borough Council
Number of Members on Governing Body - 6

PER CAPITA:
 Gross Debt **140.29**
 Net Debt **41.31**
 Debt Service **2.97**
 Total Tax Levy **138.61**
 Municipal Expenditures **104.73**

PER CENT:
 Gross Debt **3.11**
 Net Debt **.97**
 Tax Levy Collected **94.61**
 Tax Levy Cancelled, Abated or Adjusted

| EXPENDITURES | | REVENUES-REALIZED | | 1985 PROPERTY TAX | |
|---|-------------------|--|--|--|-------------------|
| GENERAL GOVERNMENT | | | | STATE EQUALIZED TAX RATE 1.73 | |
| Governing Body & Public Boards | | | | Local District School Taxes | 283,938.56 |
| Municipal Clerk | | | | Regional & Consolidated School Tax | |
| Financial Administration | 12,500.00 | 1985 Property Taxes Collected | | School Taxes in Municipal Budget | |
| Assessment of Taxes | 7,300.00 | | | County Taxes | 109,327.42 |
| Collection of Taxes | 3,000.00 | 1985 Payments in Lieu of Taxes | | County Library Taxes | 6,168.42 |
| Planning, Housing & Development | 2,300.00 | Delinquent Tax & Lien Collections | | Local Municipal Purpose Taxes | 45,317.80 |
| Human Resources | | Business Personalty Replacement Taxes | | Veteran & Senior Citizen Taxes | 2,500.00 |
| Elections | | Taxes from Public Utilities | | Total Taxes for Rate Computation | 447,252.20 |
| General Administration (other) | 61,000.00 | Other Miscellaneous Tax Revenues | | Special District Taxes | |
| JUDICIARY | | State Aid Revenues | | Bank Corp. Taxes | 1,865.31 |
| Municipal Courts | | Federal Aid Revenues | | Added and Omitted Taxes | 2,195.45 |
| PUBLIC SAFETY | | State and Local Fiscal Assistance Act Utilized | | Total Taxes Levied - ABSTRACT | 448,812.96 |
| Fire Protection | 7,800.00 | Sale of Acquired Property | | Total Taxes Billed | 447,035.92 |
| Police Protection | 53,669.00 | Other Miscellaneous Revenues | | 1985 TAXES COLLECTED | 423,305.39 |
| Civil Defense & Disaster Control | 50.00 | Prior Years Surplus Appropriated | | 1985 Taxes Cancelled, Abated or Adjusted | |
| Environmental Inspection & Control | 7,600.00 | REVENUES TOTAL | | Transfer to Tax Title Liens or Foreclosed | |
| Other Public Safety | | Reserve For Uncollected Taxes | | Balance Outstanding Dec. 31, 1985 | 23,730.53 |
| PUBLIC WORKS | | CAPITAL OUTLAY TOTAL | | PRIOR YEARS TAXES OUTSTANDING | |
| Streets and Drainage | 57,500.00 | Public Enterprises | | Balance January 1, 1985 | 21,276.62 |
| Sewers and Sewage Processing | | Recreation—Culture | | Collected in 1985 | 21,275.13 |
| Garbage and Trash Disposal | 42,000.00 | Public Works | | Cancelled, Abated or Adjusted 1985 | |
| Public Buildings and Grounds | 22,200.00 | Buildings and Grounds | | Transfers to Tax Title Liens or Foreclosed | |
| Other Public Works | | Library and Education | | Balance December 31, 1985 | 1.49 |
| HEALTH and WELFARE | | Conservation | | TAX TITLE LIENS OUTSTANDING | |
| Health Services Except Environmental | 500.00 | All Other | | Balance January 1, 1985 | |
| Welfare-Public Assistance | 650.00 | CAPITAL DEBT AUTHORIZED, DECEMBER 31, 1985 | | Transfer From Taxes | |
| Hospitals, Clinics, First Aid | | ISSUED AND UNISSUED GROSS DEBT NET DEBT | | Redeemed in 1985 | |
| Animal, Insect, & Rodent Control | | School 320,489 | | Cancelled, Abated or Adjusted (1985) | |
| Other Welfare Services | | Self-liquidating 133,760 | | Transfers to Foreclosed Property | |
| RECREATION and CONSERVATION | | Other 454,249 | | Balance December 31, 1985 | |
| Beaches and Boardwalks | | Total 133,760 | | PROPERTY ACQUIRED BY DEED OR | |
| Parks, Playgrounds, Shade Trees | | ISSUED AND OUTSTANDING | | FORECLOSURE | |
| Land Reclamation & Conservation | 3,700.00 | School 320,489.47 | | Balance January 1, 1985 | 1,000.00 |
| Other Recreational Services | | Self-Liquidating 18,620.00 | | Transfers From Taxes or Liens | |
| EDUCATION (excluding schools) | | Other 339,109.47 | | Sale for Cash (1985) | |
| Libraries | | Total 14,353.009 | | Cancelled, Abated or Adjusted (1985) | |
| Other Educational Services | | EQUALIZED VALUATION BASIS | | Balance December 31, 1985 | 1,000.00 |
| STATUTORY EXPENDITURES | | FOR NET DEBT COMPUTATION | | CURRENT FINANCES DECEMBER 31, 1985 | |
| Pensions & F. I. C. A. | 7,185.00 | REAL PROPERTY VALUATIONS | | ASSETS | |
| Employee Fringe Benefits | 750.00 | Code Class # of Parcels % VAL'N ASSESSED VALUATION | | Cash Dec. 31, 1985 | 299,074.79 |
| Other Statutory Expenditures | 850.00 | 1 Vacant Land 27 2.83 434,700.00 | | Taxes Receivable | 23,732.02 |
| CETA And Other Public Employment Programs | | 2 Residential 98 29.14 4,482,800.00 | | Tax Title Liens | |
| MUNICIPAL FUNCTIONS TOTAL | 290,554.00 | 3 Farm 4 .15 22,350.00 | | Foreclosed Property | 1,000.00 |
| CAPITAL IMPROVEMENTS *MEMO* | | 4a Commercial 56 48.57 7,472,450.00 | | Emergencies & Other Deferred Charges | 159.74 |
| DEBT SERVICE | | 4b Industrial 17 19.33 2,973,550.00 | | State and Federal Aid Receivable | 26,520.00 |
| Principal Payments | 8,038.79 | 4c Apartments 202 111.53 15,385,850.00 | | Other Receivables | 5,671.28 |
| Interest Payments | 1,582.95 | Total Land Area 1.65 Sq. Miles | | Total | 356,157.83 |
| DEFERRED CHARGES | 2,925.57 | Net Valuation Taxable-Municipal | | LIABILITIES, RESERVES, AND SURPLUS | |
| SCHOOL, COUNTY, SPECIAL DISTRICT TAXES | 399,434.40 | Net Valuation Taxable-County | | Cash Liabilities | 233,663.40 |
| RESERVE FOR UNCOLLECTED TAXES | 36,025.42 | State Equalized Valuation | | Reserves for Receivables | 30,403.30 |
| EXPENDITURES TOTAL | 738,561.13 | State Equalization Ratio | | Surplus Dec. 31, 1985 | 92,091.13 |

0270
 Population 1980 **15,500**
 Population 1985 **15,739**
 S & P Rating
 Moody Rating **A1**

General Tax Rate Per \$100. **3.38**
 State Equalized Tax Rate **1.83**

WYCKOFF TOWNSHIP – BERGEN COUNTY
Form of Government:
Township Committee
Number of Members on Governing Body – 5

PER CAPITA:
 Gross Debt **371.13**
 Net Debt **242.76**
 Debt Service **27.91**
 Total Tax Levy **1,095.65**
 Municipal Expenditures **348.72**

PER CENT:
 Gross Debt **.93**
 Net Debt **.61**
 Tax Levy Collected **97.99**
 Tax Levy Cancelled, Abated or Adjusted **.05**

| EXPENDITURES | | REVENUES-REALIZED | | 1985 PROPERTY TAX | |
|---|---------------|--|----------------|--|--------------------|
| GENERAL GOVERNMENT | | | | STATE EQUALIZED TAX RATE | |
| Governing Body & Public Boards | 2,800.00 | 1985 Property Taxes Collected | 16,868,473.07 | Local District School Taxes | .73 6,801,402.50 |
| Municipal Clerk | | 1985 Payments in Lieu of Taxes | | Regional & Consolidated School Tax | .45 4,215,696.19 |
| Financial Administration | 67,109.98 | Delinquent Tax & Lien Collections | 431,047.15 | School Taxes in Municipal Budget | |
| Assessment of Taxes | 42,713.00 | Business Personalty Replacement Taxes | 91,124.12 | County Taxes | .36 3,294,906.15 |
| Collection of Taxes | 21,851.27 | Taxes from Public Utilities | 930,965.00 | County Library Taxes | |
| Planning, Housing & Development | 14,940.10 | Other Miscellaneous Tax Revenues | | Local Municipal Purpose Taxes | .29 2,676,007.51 |
| Human Resources | | State Aid Revenues | 157,835.42 | Veteran & Senior Citizen Taxes | |
| Elections | 3,611.78 | Federal Aid Revenues | | Total Taxes for Rate Computation | 1.83 17,108,862.35 |
| General Administration (other) | 533,599.10 | State and Local Fiscal Assistance Act Utilized | 61,835.00 | Special District Taxes | |
| JUDICIARY | | Sale of Acquired Property | 8,400.00 | Bank Corp. Taxes | 41,167.26 |
| Municipal Courts | 39,039.00 | Other Miscellaneous Revenues | 744,840.40 | Added and Omitted Taxes | 215,239.37 |
| PUBLIC SAFETY | | Total | 19,294,520.16 | Total Taxes Levied - ABSTRACT | 17,244,418.98 |
| Fire Protection | 77,759.84 | Prior Years Surplus Appropriated | 800,000.00 | Total Taxes Billed | 17,215,198.74 |
| Police Protection | 898,156.37 | REVENUES TOTAL | 20,094,520.16 | 1985 TAXES COLLECTED | 16,868,473.07 |
| Civil Defense & Disaster Control | 322.70 | Reserve For Uncollected Taxes | 1,009,852.10 | 1985 Taxes Cancelled, Abated or Adjusted | 8,015.66 |
| Environmental Inspection & Control | 76,887.36 | CAPITAL OUTLAY TOTAL | 958,309.23 | Transfer to Tax Title Liens or Foreclosed | 1,473.68 |
| Other Public Safety | | | | Balance Outstanding Dec. 31, 1985 | 337,236.33 |
| PUBLIC WORKS | | | | PRIOR YEARS TAXES OUTSTANDING | |
| Streets and Drainage | 529,443.06 | Public Enterprises | | Balance January 1, 1985 | 439,684.50 |
| Sewers and Sewage Processing | 7,000.00 | Recreation—Culture | | Collected in 1985 | 431,047.15 |
| Garbage and Trash Disposal | 790,252.00 | Public Works | 833,213.69 | Cancelled, Abated or Adjusted 1985 | 652.27 |
| Public Buildings and Grounds | 102,657.02 | Buildings and Grounds | 125,095.54 | Transfers to Tax Title Liens or Foreclosed | 33.40 |
| Other Public Works | 123,830.36 | Library and Education | | Balance December 31, 1985 | 7,951.68 |
| HEALTH and WELFARE | | Conservation | | TAX TITLE LIENS OUTSTANDING | |
| Health Services Except Environmental | 54,323.04 | All Other | | Balance January 1, 1985 | 5,387.46 |
| Welfare-Public Assistance | 9,525.00 | CAPITAL DEBT AUTHORIZED, DECEMBER 31, 1985 | | Transfer From Taxes | 1,525.20 |
| Hospitals, Clinics, First Aid | | ISSUED, AND UNISSUED | | Redeemed in 1985 | |
| Animal, Insect, & Rodent Control | | School | 887,381 | Cancelled, Abated or Adjusted (1985) | 25.90 |
| Other Welfare Services | | Self-liquidating | | Transfers to Foreclosed Property | |
| RECREATION and CONSERVATION | | Other | 4,953,803 | Balance December 31, 1985 | 6,886.76 |
| Beaches and Boardwalks | | Total | 5,841,184 | PROPERTY ACQUIRED BY DEED OR | |
| Parks, Playgrounds, Shade Trees | 8,500.00 | | | FORECLOSURE | |
| Land Reclamation & Conservation | | ISSUED AND OUTSTANDING | | Balance January 1, 1985 | 36,740.00 |
| Other Recreational Services | 74,887.23 | School | 887,381.42 | Transfers From Taxes or Liens | |
| EDUCATION (excluding schools) | | Self-Liquidating | | Sale for Cash (1985) | 8,400.00 |
| Libraries | 212,004.00 | Other | 4,818,917.00 | Cancelled, Abated or Adjusted (1985) | 900.00 |
| Other Educational Services | | Total | 5,706,298.42 | Balance December 31, 1985 | 27,440.00 |
| STATUTORY EXPENDITURES | | EQUALIZED VALUATION BASIS | | CURRENT FINANCES DECEMBER 31, 1985 | |
| Pensions & F. I. C. A. | 318,743.22 | FOR NET DEBT COMPUTATION | 816,038,879 | ASSETS | |
| Employee Fringe Benefits | | REAL PROPERTY VALUATIONS | | Cash Dec. 31, 1985 | 2,006,065.70 |
| Other Statutory Expenditures | 7,075.00 | Code Class # of Parcels % VAL'N | | Taxes Receivable | 345,188.01 |
| CETA And Other Public Employment Programs | | 1 Vacant Land 177 1.18 | 5,911,000.00 | Tax Title Liens | 6,886.76 |
| MUNICIPAL FUNCTIONS TOTAL | 4,017,030.43 | 2 Residential 4899 90.03 | 450,313,500.00 | Foreclosed Property | 27,440.00 |
| CAPITAL IMPROVEMENTS *MEMO* | 212,000.00 | 3 Farm 22 .43 | 2,157,800.00 | Emergencies & Other Deferred Charges | 88,000.00 |
| DEBT SERVICE | | 4a Commercial 139 6.21 | 31,081,200.00 | State and Federal Aid Receivable | |
| Principal Payments | 96,650.00 | 4b Industrial 17 2.09 | 10,478,100.00 | Other Receivables | 2,022.06 |
| Interest Payments | 342,670.60 | 4c Apartments 2 .05 | 245,300.00 | Total | 2,475,602.53 |
| | | Total 5256 | 500,186,900.00 | LIABILITIES, RESERVES, AND SURPLUS | |
| DEFERRED CHARGES | 22,249.50 | Land Area 6.70 Sq. Miles | | Cash Liabilities | 614,966.95 |
| SCHOOL, COUNTY, SPECIAL DISTRICT TAXES | 14,312,004.84 | Net Valuation Taxable-Municipal | 502,957,378 | Reserves for Receivables | 381,536.83 |
| RESERVE FOR UNCOLLECTED TAXES | 1,009,852.10 | Net Valuation Taxable-County | 817,324,108 | Surplus Dec. 31, 1985 | 1,479,098.75 |
| EXPENDITURES TOTAL | 19,800,457.47 | State Equalized Valuation | 924,943,966 | Total | 2,475,602.53 |
| | | State Equalization Ratio | 54.24 | | |

MUNICIPALITIES OPERATING UNDER SPECIAL STATUTORY FORMS OF GOVERNMENT

OPTIONAL MUNICIPAL CHARTER LAW 1950

COMMISSION FORM (1911)

Allenhurst Boro.
 Audubon Boro.
 Avon-By-The-Sea Boro.
 Bass River Twp.
 Beach Haven Boro.
 Belleville Twp.
 Belmar Boro.
 Bordentown City
 Bradley Beach Boro.
 Brigantine City
 Cape May Point Boro.
 Collingswood Boro.
 Deal Boro.
 Haddon Twp.
 Haddonfield Boro.
 Harvey Cedars Boro.
 Hawthorne Boro.
 Long Beach Twp.
 Longport Boro.
 Lyndhurst Twp.
 Margate City, City
 Millville City
 Monmouth Beach Boro.
 Mount Ephraim Boro.
 North Begen Twp.
 Nutley Twp.
 Pine Valley Boro.
 Ridgefield Park Village
 Sea Isle City, City
 Tavistock Boro.
 Union City, City
 Ventnor City, City
 West Cape May Boro.
 West New York Town
 West Wildwood Boro.
 Wildwood Crest Boro.

MAYOR-COUNCIL

Plan A

Bridgeton City
 Long Branch City
 Vineland City

MAYOR-COUNCIL (cont'd)

Plan B

Avalon Boro.
 Brick Twp.
 Camden City
 Cherry Hill Twp.
 Gloucester Twp.
 Lodi Boro.
 Mahwah Twp.
 Passaic City
 Perth Amboy City
 Saddle Brook Twp.
 Spotswood Boro.
 Tinton Falls Boro.
 West Orange Twp.

Plan C

Bayonne City
 Jersey City, City
 Newark City
 Trenton City

Plan D

Atlantic City, City
 Berkeley Twp.
 Delran Twp.
 Hoboken City
 Irvington Twp.
 Ocean City, City
 Orange City, Twp.
 Paterson City
 South Amboy City
 Wildwood City

Plan E

Bridgewater Twp.
 Burlington Twp.
 East Brunswick Twp.
 Edison Twp.
 Hamilton Twp. (Mercer)
 Jefferson Twp.
 Marlboro Twp.
 Mine Hill Twp.
 Mount Olive Twp.
 New Brunswick City
 North Plainfield Boro.

MAYOR-COUNCIL (cont'd)

Plan E (cont'd)

Parsippany-Troy Hills Twp.
 River Vale Twp.
 Washington Twp. (Bergen)
 Washington Twp. (Glou.)

Plan F

Clark Twp.
 Denville Twp.
 Elizabeth City
 Florence Twp.
 Lincoln Park Boro.
 Monroe Twp. (Glou.)
 Monroe Twp. (Midd.)
 Morristown Town
 Mullica Twp.
 Old Bridge Twp.
 Piscataway Twp.
 Rahway City
 Rockaway Twp.
 Wayne Twp.
 Woodbridge Twp.

SMALL MUNICIPALITY

Plan A

Berlin Twp.
 Island Heights Boro.
 Stafford Twp.

Plan C

Allamuchy Twp.
 Chester Twp.
 Clinton Twp.
 Fairfield Twp. (Essex)
 Greenwich Twp. (Glou.)
 Highlands Boro.
 Lambertville City
 Lopatcong Twp.
 West Paterson Boro.

Plan D

Estell Manor City

COUNCIL -MANAGER

Plan A

Mount Holly Twp.
 Ocean Twp. (Mon.)

Plan B

Byram Twp.
 Cedar Grove Twp.
 Evesham Twp.
 Keansburg Boro.
 Newton Town
 Phillipsburg Town
 Ridgewood Village
 Sparta Twp.

Plan C

Montclair Twp.
 Weehawken Twp.

Plan D

Franklin Twp. (Som.)
 West Milford Twp.
 Lower Twp.

Plan E

Aberdeen Twp.
 Deptford Twp.
 East Windsor Twp.
 Eastampton Twp.
 Fair Lawn Boro.
 Galloway Twp.
 Lawrence Twp. (Mer.)
 Livingston Twp.
 Maple Shade Twp.
 Medford Twp.
 Moorestown Twp.
 Mount Laurel Twp.
 Mountain Lakes Boro.
 Pequannock Twp.
 Randolph Twp.
 Ringwood Boro.
 Scotch Plains Twp.
 Washington Boro.
 Willingboro Twp.

COUNCIL-MANAGER (cont'd)

Plan F

Roxbury Twp.

COUNCIL-MANAGER ACT
of 1923

Asbury Park City
 Cape May City
 Clifton City
 Garfield City
 Hackensack City
 Medford Lakes Boro.
 Teaneck Twp.
 Teterboro Boro.

SPECIAL CHARTER
(Pre-1950)

Beverly City (1857)
 Burlington City (1851)
 Corbin City, City (1922)
 Egg Harbor City (1858)
 Gloucester City, City (1868)
 Hammonton Town (1866)
 Salem City (1858)
 Woodbury City (1870)

SPECIAL CHARTER
(Post-1950)

*Bloomfield Twp. (1955)
 *Englewood City (1970)
 Hackettstown Town (1970)
 Hardyston Twp. (1985)
 Middletown Twp. (1971)
 *Montville Twp. (1974)
 Plainfield City (1968)
 South Orange Vill. Twp. (1977)
 Westfield Town (1967)

MAYOR COUNCIL-ADMINISTRATOR

North Brunswick Twp.

*Charter Study (Faulkner Act)

TABLE I
POPULATION CLASSIFICATIONS OF NEW JERSEY COUNTIES AND CITIES
(BASED UPON THE 1980 OFFICIAL CENSUS)

Counties (N.J.S. 40A:6-1)

| | |
|-----------|---|
| 1st Class | Excess of 550,000 = Population density exceeding 3,000 per square mile Essex, Bergen, Hudson |
| 2nd Class | All others exceeding 200,000 = Not bordering on the Atlantic Ocean = Burlington, Morris, Union, Passaic, Camden, Middlesex, Mercer, Somerset |
| 3rd Class | 50,000 - 200,000 = Not bordering on the Atlantic Ocean = Hunterdon, Salem, Gloucester Cumberland, Sussex, Warren |
| 4th Class | Less than 50,000 = Not bordering on Atlantic Ocean = None |
| 5th Class | Bordering on the Atlantic Ocean, exceeding 100,000 = Monmouth, Atlantic, Ocean |
| 6th Class | Bordering on the Atlantic Ocean, less than 100,000 = Cape May |

Cities (R.S. 40:167-2)

| | |
|-----------|--|
| 1st Class | Exceeding 150,000 = Newark and Jersey City |
| 2nd Class | 12,000 - 150,000 |
| 3rd Class | All those not in 1st or 2nd class, except cities bordering upon Atlantic Ocean which are seaside or summer resorts. |
| 4th Class | All cities bordering upon the Atlantic Ocean which are seaside or summer resorts. |

TABLE 2

LOCAL UNITS RANKED BY POPULATION - 1985 ESTIMATES

| COUNTY | POPULATION | MUNICIPALITY | POPULATION | MUNICIPALITY | POPULATION |
|----------------------|------------|----------------------------|------------|----------------------|------------|
| Essex | 845,740 | Irvington Town | 62,751 | Berkeley Twp. | 30,340 |
| Bergen | 841,277 | Brick Twp. | 59,280 | Howell Twp. | 29,799 |
| Middlesex | 626,703 | Union City, City | 56,184 | Long Branch City | 29,240 |
| Hudson | 555,896 | Old Bridge Twp. | 54,669 | Nutley Twp. | 29,216 |
| Monmouth | 530,913 | Passaic City | 54,198 | Neptune Twp. | 28,885 |
| Union | 506,714 | Vineland City | 53,433 | Bridgewater Twp. | 28,693 |
| Camden | 488,080 | Union Twp. (Union) | 50,763 | Livingston Twp. | 28,400 |
| Passaic | 461,382 | Parsippany-Troy Hills Twp. | 49,456 | Evesham Twp. | 27,290 |
| Morris | 417,124 | Gloucester Twp. | 49,284 | Jackson Twp. | 27,030 |
| Burlington | 380,083 | Wayne Twp. | 48,958 | Rahway City | 26,656 |
| Ocean | 379,973 | Bloomfield Twp. | 47,765 | Garfield City | 26,593 |
| Mercer | 317,685 | North Bergen Twp. | 47,152 | Paramus Boro. | 26,198 |
| Somerset | 210,318 | Plainfield City | 46,076 | Millville City | 25,505 |
| Gloucester | 207,106 | Piscataway Twp. | 43,252 | North Brunswick Twp. | 25,427 |
| Atlantic | 205,124 | Hoboken City | 41,941 | Bergenfield Boro. | 25,413 |
| Cumberland | 134,921 | New Brunswick City | 41,536 | Ridgewood Village | 24,923 |
| Sussex | 119,615 | West New York Town | 40,881 | West Milford Twp. | 24,526 |
| Hunterdon | 92,773 | East Brunswick Twp. | 40,770 | Marlboro Twp. | 24,305 |
| Cape May | 90,638 | West Orange Twp. | 40,753 | Cranford Twp. | 24,252 |
| Warren | 85,202 | Lakewood Twp. | 39,693 | Deptford Twp. | 24,056 |
| Salem | 65,215 | Willingboro Twp. | 38,868 | Ocean Twp. | 23,753 |
| Total | 7,562,482 | Montclair Twp. | 38,669 | Winslow Twp. | 23,711 |
| | | Teaneck Twp. | 38,514 | Englewood City | 23,485 |
| | | Perth Amboy City | 37,881 | Lodi Boro. | 23,477 |
| | | Linden City | 37,850 | Manalapan Twp. | 23,448 |
| <u>MUNICIPALITY</u> | | | | | |
| Newark, City | 318,468 | Atlantic City, City | 37,140 | Maplewood Twp. | 22,909 |
| Jersey City, City | 220,316 | Belleville Twp. | 36,077 | Hazlet Twp. | 22,822 |
| Paterson City | 139,818 | Hackensack City | 35,294 | Lawrence Twp. | 22,804 |
| Elizabeth City, City | 107,310 | Ewing Twp. | 35,259 | Mount Laurel Twp. | 22,777 |
| Woodbridge Twp. | 92,644 | Kearny Town | 35,252 | Monroe Twp. | 22,758 |
| Trenton City | 91,743 | Pennsauken Twp. | 34,255 | East Windsor Twp. | 22,682 |
| Hamilton Twp. (Mer.) | 85,766 | Franklin Twp. (Som.) | 33,952 | Hillsborough Twp. | 22,652 |
| Camden City | 81,984 | Fort Lee Boro. | 32,786 | Scotch Plains Twp. | 21,881 |
| Edison Twp. | 79,331 | Manchester Twp. | 32,531 | Hillside Twp. | 21,533 |
| East Orange City | 77,536 | Sayreville Boro. | 32,367 | Egg Harbor Twp. | 21,385 |
| Clifton City | 76,675 | Washington Twp. (Glou.) | 31,763 | Summit City | 21,273 |
| Cherry Hill Twp. | 71,292 | Orange City Twp. | 31,563 | Cliffside Park Boro. | 20,863 |
| Dover Twp. | 69,116 | Fair Lawn Boro. | 31,288 | Roselle Boro. | 20,692 |
| Middletown Twp. | 67,880 | Pemberton Twp. | 31,016 | Freehold Twp. | 20,652 |
| Bayonne City | 63,487 | Westfield Town | 30,529 | Voorhees Twp. | 20,636 |

1985 TABLE 2 (Continued)

| <u>MUNICIPALITY</u> | <u>POPULATION</u> | <u>MUNICIPALITY</u> | <u>POPULATION</u> | <u>MUNICIPALITY</u> | <u>POPULATION</u> |
|---------------------------|-------------------|--------------------------|-------------------|--------------------------|-------------------|
| South Plainfield Boro. | 20,271 | Cinnaminson Twp. | 15,719 | Berkeley Heights Twp. | 12,583 |
| Lyndhurst Twp. | 20,094 | Madison Boro. | 15,295 | Ridgefield Park Village | 12,392 |
| Maple Shade Twp. | 20,008 | New Hanover Twp. | 15,252 | New Providence Boro. | 12,357 |
| South Brunswick Twp. | 19,972 | Ocean City, City | 15,230 | Hammonton Town | 12,340 |
| Medford Twp. | 19,855 | Secaucus Town | 15,150 | Little Falls Twp. | 12,236 |
| Carteret Boro. | 19,764 | Hopatcong Boro. | 15,074 | Stafford Twp. | 12,172 |
| Morris Twp. | 19,739 | Montville Twp. | 15,017 | Haddonfield Boro. | 12,063 |
| Rockaway Twp. | 19,722 | Delran Twp. | 14,452 | Princeton Boro. | 12,031 |
| Wall Twp. | 19,692 | Pleasantville City | 14,404 | Ventnor City | 11,951 |
| Roxbury Twp. | 19,672 | Dover Town | 14,391 | Hanover Twp. | 11,943 |
| Millburn Twp. | 19,521 | Glassboro Boro. | 14,314 | Hamilton Twp. (Atlantic) | 11,849 |
| Mount Olive Twp. | 19,298 | Verona Twp. | 14,217 | Red Bank Boro. | 11,821 |
| Monroe Twp. | 19,255 | Princeton Twp. | 14,202 | Hasbrouck Heights Boro. | 11,816 |
| Lower Twp. | 19,130 | Denville Twp. | 14,157 | Somerville Boro. | 11,603 |
| Bridgeton City | 18,848 | Bernards Twp. | 13,971 | Burlington Twp. | 11,588 |
| Aberdeen Twp. | 18,754 | Springfield Twp. | 13,944 | West Paterson Boro. | 11,463 |
| Hawthorne Boro. | 18,697 | Saddle Brook Twp. | 13,865 | West Caldwell Twp. | 11,453 |
| Rutherford Boro. | 18,663 | Mahwah Twp. | 13,851 | Totowa Boro. | 11,362 |
| Randolph Twp. | 18,619 | Sparta Twp. | 13,838 | Readington Twp. | 11,267 |
| Lindenwold Boro. | 18,418 | Washington Twp. (Morris) | 13,834 | Glen Rock Boro. | 11,239 |
| Point Pleasant Boro. | 18,375 | Pennsville Twp. | 13,665 | Hopewell Twp. | 11,040 |
| Elmwood Park Boro. | 18,212 | Franklin Twp. (Glous.) | 13,636 | Pompton Lakes Boro. | 11,034 |
| North Plainfield Boro. | 18,212 | Palisades Park Boro. | 13,595 | Westwood Boro. | 10,967 |
| Vernon Twp. | 18,186 | South River Boro. | 13,577 | Manville Boro. | 10,952 |
| West Deptford Twp. | 18,143 | Pequannock Twp. | 13,532 | Mount Holly Twp. | 10,873 |
| Dumont Boro. | 17,979 | Bellmawr Boro. | 13,526 | River Edge Boro. | 10,753 |
| Galloway Twp. | 17,679 | Weehawken Twp. | 13,472 | Walwick Boro. | 10,582 |
| Morristown Town | 16,941 | Tenafly Boro. | 13,408 | Wanaque Boro. | 10,521 |
| Lacey Twp. | 16,715 | Ringwood Boro. | 13,306 | Keansburg Boro. | 10,518 |
| Jefferson Twp. | 16,706 | Roselle Park Boro. | 13,263 | Wallington Boro. | 10,478 |
| New Milford Boro. | 16,511 | Middlesex Boro. | 13,216 | Somers Point City | 10,476 |
| Asbury Park City | 16,442 | Highland Park Boro. | 13,199 | Burlington City | 10,468 |
| Clark Twp. | 16,421 | Ramsey Boro. | 13,161 | Fairview Boro. | 10,427 |
| North Arlington Boro. | 16,239 | Gloucester City, City | 13,158 | Florham Park Boro. | 10,361 |
| Phillipsburg Town | 16,073 | Metuchen Boro. | 13,125 | Hillsdale Boro. | 10,297 |
| Haddon Twp. | 15,977 | Oakland Boro. | 13,070 | Little Ferry Boro. | 10,225 |
| South Orange Village Twp. | 15,874 | Eatontown Boro. | 13,059 | Woodbury City | 10,180 |
| Moorestown Twp. | 15,841 | Middle Twp. | 12,654 | Washington Twp.(Bergen) | 10,148 |
| Wyckoff Twp. | 15,739 | Cedar Grove Twp. | 12,613 | Ridgefield Boro. | 10,128 |
| Collingswood Boro. | 15,724 | Harrison Town | 12,589 | Little Egg Harbor Twp. | 10,087 |

1985 TABLE 2 (Continued)

| <u>MUNICIPALITY</u> | <u>POPULATION</u> | <u>MUNICIPALITY</u> | <u>POPULATION</u> | <u>MUNICIPALITY</u> | <u>POPULATION</u> |
|----------------------|-------------------|--------------------------|-------------------|---------------------------|-------------------|
| Rariton Twp. | 10,053 | Haddon Heights Boro. | 8,214 | Milltown Boro. | 7,065 |
| Freehold Boro. | 9,986 | Kenilworth Boro. | 8,168 | Upper Deerfield Twp. | 6,994 |
| Lincoln Park Boro. | 9,857 | Closter Boro. | 8,160 | Salem City | 6,946 |
| Warren Twp. | 9,846 | Bogota Boro. | 8,143 | Tabernacle Twp. | 6,802 |
| River Vale Twp. | 9,812 | Colts Neck Twp. | 8,102 | Haledon Boro. | 6,789 |
| Maywood Boro. | 9,784 | Leonia Boro. | 8,093 | Paulsboro Boro. | 6,678 |
| Holmdel Twp. | 9,755 | Bloomington Boro. | 8,073 | Bernardsville Boro. | 6,675 |
| Brigantine City | 9,727 | Kinnelon Boro. | 8,047 | Rockaway Boro. | 6,647 |
| West Windsor Twp. | 9,700 | Beachwood Boro. | 8,032 | Belmar Boro. | 6,483 |
| Franklin Lakes Boro. | 9,633 | Riverside Twp. | 7,986 | Union Beach Boro. | 6,393 |
| Mantua Twp. | 9,605 | Montgomery Twp. | 7,970 | Washington Boro. (Warren) | 6,382 |
| East Hanover Twp. | 9,544 | Upper Saddle River Boro. | 7,969 | Dunellen Boro. | 6,379 |
| Pitman Boro. | 9,491 | Wood-Ridge Boro. | 7,943 | Linwood City | 6,288 |
| Barnegat Twp. | 9,476 | South Amboy City | 7,922 | North Caldwell Twp. | 6,265 |
| Audubon Boro. | 9,438 | Glen Ridge Boro. Twp. | 7,904 | Oceanport Boro. | 6,253 |
| Waterford Twp. | 9,396 | East Rutherford Boro. | 7,865 | Carlstadt Boro. | 6,146 |
| Runnemede Boro. | 9,341 | Stratford Boro. | 7,730 | Allendale Boro. | 6,076 |
| Bound Brook Boro. | 9,331 | Pittsgrove Twp. | 7,718 | Clayton Boro. | 6,033 |
| North Hanover Twp. | 9,295 | Wantage Twp. | 7,713 | Raritan Boro. | 6,019 |
| Florence Twp. | 9,269 | Fanwood Boro. | 7,687 | Somerdale Boro. | 5,887 |
| Edgewater Park Twp. | 9,220 | Northfield City | 7,671 | Berlin Boro. | 5,880 |
| Pine Hill Boro. | 9,108 | Byram Twp. | 7,650 | Fairfield Twp. | 5,816 |
| Margate City | 9,104 | Cresskill Boro. | 7,611 | Morris Plains Boro. | 5,809 |
| Clinton Twp. | 9,099 | Caldwell Boro. Twp. | 7,600 | Mansfield Twp. | 5,807 |
| Chatham Twp. | 9,099 | Montvale Boro. | 7,590 | Clementon Boro. | 5,805 |
| Hackettstown Town | 9,046 | Guttenburg Town | 7,571 | Englewood Cliffs Boro. | 5,741 |
| Plainsboro Twp. | 9,040 | West Long Branch Boro. | 7,561 | Wharton Boro. | 5,595 |
| Southampton Twp. | 9,004 | Emerson Boro. | 7,557 | Woodcliff Lake Boro. | 5,584 |
| Tinton Falls Boro. | 8,891 | Passaic Twp. | 7,519 | Fair Haven Boro. | 5,543 |
| Carneys Point Twp. | 8,671 | Newton Town | 7,513 | Roseland Boro. | 5,498 |
| Matawan Boro. | 8,590 | Butler Boro. | 7,415 | Berlin Twp. | 5,488 |
| Spotswood Boro. | 8,521 | Keyport Boro. | 7,393 | Lebanon Twp. | 5,483 |
| North Haledon Boro. | 8,501 | Rumson Boro. | 7,386 | Spring Lake Heights Boro. | 5,467 |
| Boonton Town | 8,464 | Buena Vista Twp. | 7,342 | Little Silver Boro. | 5,442 |
| Oradell Boro. | 8,447 | Absecon City | 7,282 | Chester Twp. | 5,431 |
| Park Ridge Boro. | 8,418 | Midland Park Boro. | 7,274 | Rochelle Park Twp. | 5,428 |
| Branchburg Twp. | 8,410 | Barrington Boro. | 7,240 | Pt. Pleasant Beach Boro. | 5,404 |
| Upper Twp. | 8,359 | Palmyra Boro. | 7,189 | Mullica Twp. | 5,346 |
| Fairfield Twp. | 8,333 | Bordentown Twp. | 7,144 | Penns Grove Boro. | 5,344 |
| Chatham Boro. | 8,282 | Mountainside Boro. | 7,078 | Manasquan Boro. | 5,304 |

1985 TABLE 2 (Continued)

| <u>MUNICIPALITY</u> | <u>POPULATION</u> | <u>MUNICIPALITY</u> | <u>POPULATION</u> | <u>MUNICIPALITY</u> | <u>POPULATION</u> |
|--------------------------|-------------------|--------------------------|-------------------|------------------------|-------------------|
| Watchung Boro. | 5,300 | Jamesburg Boro. | 4,402 | Haworth Boro. | 3,432 |
| Greenwich Twp. (Glou.) | 5,286 | Old Tappan Boro. | 4,382 | Harding Twp. | 3,405 |
| Maurice River Twp. | 5,231 | Franklin Boro. (Sussex) | 4,382 | Boonton Twp. | 3,388 |
| Prospect Park Boro. | 5,225 | East Greenwich Twp. | 4,346 | Elk Twp. | 3,373 |
| Highlands Boro. | 5,221 | Bordentown City | 4,345 | Hainesport Twp. | 3,368 |
| Lumberton Twp. | 5,202 | Washington Twp. (Warren) | 4,333 | Mine Hill Twp. | 3,366 |
| Mendham Boro. | 5,178 | Wildwood Crest Boro. | 4,261 | Woodbury Heights Boro. | 3,344 |
| Medford Lakes Boro. | 5,175 | Flemington Boro. | 4,259 | Woodstown Boro. | 3,251 |
| Cape May City | 5,174 | Tewksbury Twp. | 4,257 | Wrightstown Boro. | 3,238 |
| Neptune City Boro. | 5,084 | Millstone Twp. | 4,234 | Upper Pittsgrove Twp. | 3,197 |
| Atlantic Highlands Boro. | 5,058 | South Bound Brook Boro. | 4,220 | Bethlehem Twp. | 3,174 |
| Wildwood City | 5,044 | Chesterfield Twp. | 4,210 | Lakehurst Boro. | 3,055 |
| North Wildwood City | 5,027 | Oaklyn Boro. | 4,207 | Alexandria Twp. | 3,047 |
| Northvale Boro. | 5,022 | Spring Lake Boro. | 4,173 | Lawnside Boro. | 3,027 |
| Frankford Twp. | 5,010 | Hampton Twp. | 4,170 | White Twp. | 2,983 |
| Shamong Twp. | 4,960 | Mountain Lakes Boro. | 4,120 | Riverton Boro. | 2,981 |
| Demarest Boro. | 4,951 | Mount Arlington Boro. | 4,081 | Shrewsbury Boro. | 2,954 |
| Plumsted Twp. | 4,914 | Ho-Ho-Kus Boro. | 4,068 | Independence Twp. | 2,941 |
| Commercial Twp. | 4,884 | Stillwater Twp. | 4,037 | Sea Isle City, City | 2,934 |
| Bradley Beach Boro. | 4,882 | Merchantville Boro. | 3,950 | Kingwood Twp. | 2,909 |
| Westampton Twp. | 4,849 | Lambertville City | 3,926 | Saddle River Boro. | 2,888 |
| Magnolia Boro. | 4,833 | Bedminster Twp. | 3,914 | Beverly City | 2,882 |
| Lopatcong Twp. | 4,818 | South Toms River Boro. | 3,895 | Quinton Twp. | 2,871 |
| Mount Ephraim Boro. | 4,786 | Ocean Twp. | 3,863 | Upper Freehold Twp. | 2,850 |
| Blairstown Twp. | 4,745 | Union Twp. | 3,855 | Allamuchy Twp. | 2,849 |
| Edgewater Boro. | 4,738 | Delaware Twp. | 3,854 | Pilesgrove Twp. | 2,847 |
| Andover Twp. | 4,731 | Eastampton Twp. | 3,824 | Springfield Twp. | 2,819 |
| Westville Boro. | 4,691 | Buena Boro. | 3,777 | Woodbine Boro. | 2,728 |
| Garwood Boro. | 4,678 | High Bridge Boro. | 3,762 | Alloway Twp. | 2,715 |
| Egg Harbor City | 4,659 | Long Beach Twp. | 3,741 | Mansfield Twp. | 2,704 |
| Hardyston Twp. | 4,627 | Washington Twp. (Mercer) | 3,719 | Moonachie Boro. | 2,662 |
| Harrington Park Boro. | 4,612 | Pohatcong Twp. | 3,716 | Tuckerton Boro. | 2,651 |
| Holland Twp. | 4,585 | Stanhope Boro. | 3,702 | Ogdensburg Boro. | 2,640 |
| Green Brook Twp. | 4,583 | Harrison Twp. | 3,666 | Sea Girt Boro. | 2,639 |
| Mendham Twp. | 4,564 | Delanco Twp. | 3,639 | Deerfield Twp. | 2,627 |
| Dennis Twp. | 4,547 | East Amwell Twp. | 3,631 | Gibbsboro Boro. | 2,620 |
| Norwood Boro. | 4,545 | Monmouth Beach Boro. | 3,565 | Harmony Twp. | 2,614 |
| Highstown Boro. | 4,494 | Logan Twp. | 3,529 | Woodlynne Boro. | 2,589 |
| Brielle Boro. | 4,437 | Netcong Boro. | 3,494 | Alpha Boro. | 2,561 |
| Hopewell Twp. (Cum.) | 4,406 | National Park Boro. | 3,448 | Green Twp. | 2,499 |

1985 TABLE 2 (Continued)

| <u>MUNICIPALITY</u> | <u>POPULATION</u> | <u>MUNICIPALITY</u> | <u>POPULATION</u> | <u>MUNICIPALITY</u> | <u>POPULATION</u> |
|-------------------------|-------------------|---------------------------|-------------------|-------------------------|-------------------|
| Riverdale Boro. | 2,462 | Hampton Boro. | 1,695 | Estell Manor City | 1,006 |
| Franklin Twp. (Hunt.) | 2,448 | Mannington Twp. | 1,694 | Glen Gardner Boro. | 1,005 |
| Belvidere Town | 2,432 | Greenwich Twp. (Warren) | 1,674 | Interlaken Boro. | 991 |
| Fredon Twp. | 2,363 | South Harrison Twp. | 1,672 | Helmetta Boro. | 973 |
| Sussex Boro. | 2,360 | Chesilhurst Boro. | 1,641 | Greenwich Twp. (Cum.) | 956 |
| Essex Fells Twp. | 2,355 | Island Heights Boro. | 1,638 | Lebanon Boro. | 906 |
| Avalon Boro. | 2,336 | Oxford Twp. | 1,628 | Allenhurst Boro. | 901 |
| Franklin Twp. (Warren) | 2,329 | Alpine Boro. | 1,616 | Port Republic City | 890 |
| Avon By The Sea Boro. | 2,310 | Surf City Boro. | 1,599 | Roosevelt Boro. | 866 |
| Lawrence Twp. (Cum.) | 2,306 | Lower Alloways Creek Twp. | 1,594 | Bloomsbury Boro. | 844 |
| West Amwell Twp. | 2,268 | Hope Twp. | 1,582 | Andover Boro. | 841 |
| Wenonah Boro. | 2,240 | Frelinghuysen Twp. | 1,571 | Branchville Boro. | 837 |
| Pennington Boro. | 2,232 | Newfield Boro. | 1,568 | Washington Twp. (Burl.) | 802 |
| Montague Twp. | 2,231 | Elmer Boro. | 1,562 | Rocky Hill Boro. | 702 |
| Knowlton Twp. | 2,230 | Sandyston Twp. | 1,545 | Far Hills Boro. | 675 |
| Laurel Springs Boro. | 2,222 | Frenchtown Boro. | 1,529 | Barnegat Light Boro. | 665 |
| South Hackensack Twp. | 2,204 | South Belmar Boro. | 1,514 | Stockton Boro. | 623 |
| Lavallette Boro. | 2,185 | Chester Boro. | 1,497 | Fieldsboro Boro. | 602 |
| Cranbury Twp. | 2,145 | Ship Bottom Boro. | 1,465 | Shiloh Boro. | 597 |
| Peapack Gladstone Boro. | 2,118 | Stow Creek Twp. | 1,442 | Millstone Boro. | 520 |
| Brooklawn Boro. | 2,086 | Ocean Gate Boro. | 1,417 | Mantoloking Boro. | 445 |
| Swedesboro Boro. | 2,085 | Bass River Twp. | 1,394 | West Wildwood Boro. | 395 |
| Seaside Heights Boro. | 2,062 | Milford Boro. | 1,365 | Harvey Cedars Boro. | 388 |
| Hopewell Boro. (Mercer) | 2,013 | Farmingdale Boro. | 1,341 | Loch Arbour Village | 358 |
| Woodland Twp. | 1,987 | Weymouth Twp. | 1,330 | Cape May Point Boro. | 281 |
| Allentown Boro. | 1,946 | Bay Head Boro. | 1,318 | Corbin City, City | 279 |
| Folsom Boro. | 1,943 | Stone Harbor Boro. | 1,308 | Rockleigh Boro. | 188 |
| Clinton Town | 1,909 | Audubon Park Boro. | 1,288 | Walpack Twp. | 100 |
| East Newark Boro. | 1,901 | Elsinboro Twp. | 1,281 | Pine Valley Boro. | 25 |
| Downe Twp. | 1,876 | Longport Boro. | 1,256 | Pahaquarry Twp. | 25 |
| Deal Boro. | 1,868 | Hi-Nella Boro. | 1,244 | Teterboro Boro. | 22 |
| Sea Bright Boro. | 1,862 | West Cape May Boro. | 1,230 | Tavistock Boro. | 7 |
| Oldmans Twp. | 1,859 | Woolwich Twp. | 1,201 | | |
| Seaside Park Boro. | 1,816 | Pemberton Boro. | 1,186 | | |
| Liberty Twp. | 1,814 | Victory Gardens Boro. | 1,177 | | |
| Hambury Boro. | 1,797 | Shrewsbury Twp. | 1,153 | | |
| Beach Haven Boro. | 1,776 | Englishtown Boro. | 1,087 | | |
| Pine Beach Boro. | 1,773 | Eagleswood Twp. | 1,056 | | |
| Lafayette Twp. | 1,769 | Hardwick Twp. | 1,049 | | |
| Winfield Twp. | 1,720 | Califon Boro. | 1,020 | | |

TABLE 3

SUMMARY OF CURRENT FINANCES OF ALL MUNICIPALITIES - DECEMBER 31, 1981 to 1985

(THOUSANDS OF DOLLARS)*

ASSETS AND LIABILITIES

| <u>Assets</u> | <u>1981</u> | <u>1982</u> | <u>1983</u> | <u>1984</u> | <u>1985</u> |
|----------------------------------|---------------------|---------------------|---------------------|---------------------|---------------------|
| Cash | \$ 1,000,574 | \$ 1,058,797 | \$ 1,127,182 | \$ 1,294,474 | \$ 1,390,430 |
| Taxes Receivables | 217,884 | 230,226 | 224,913 | 218,852 | 230,037 |
| Tax Title Liens | 74,139 | 84,269 | 91,607 | 94,016 | 93,451 |
| Foreclosed Property | 217,093 | 237,477 | 257,033 | 281,667 | 285,494 |
| Other Receivables | 107,905 | 133,307 | 123,586 | 127,780 | 137,325 |
| State Aid Receivables | 15,425 | 8,948 | 5,190 | 12,058 | 18,459 |
| Emergencies and Deferred Charges | 51,435 | 53,623 | 43,707 | 48,482 | 67,232 |
| TOTAL | <u>\$ 1,684,455</u> | <u>\$ 1,806,647</u> | <u>\$ 1,873,218</u> | <u>\$ 2,077,320</u> | <u>\$ 2,222,428</u> |
| <u>Liabilities</u> | | | | | |
| Cash Liabilities | \$ 575,844 | \$ 629,676 | \$ 665,922 | \$ 766,702 | \$ 883,951 |
| Reserves for Receivables | 595,488 | 647,775 | 676,154 | 700,716 | 705,104 |
| Surplus Revenues | 513,123 | 529,196 | 531,142 | 609,911 | 633,373 |
| TOTAL | <u>\$ 1,684,455</u> | <u>\$ 1,806,647</u> | <u>\$ 1,873,218</u> | <u>\$ 2,077,329</u> | <u>\$ 2,222,428</u> |

SUMMARY OF CURRENT FINANCES OF ALL COUNTIES - DECEMBER 31, 1981 to 1985

ASSETS AND LIABILITIES

| | | | | | |
|----------------------------------|-------------------|-------------------|-------------------|-------------------|-------------------|
| <u>Assets</u> | | | | | |
| Cash | \$ 257,376 | \$ 265,649 | \$ 287,117 | \$ 381,989 | \$ 409,687 |
| State Aid Receivables | 1,622 | 1,508 | 13,052 | 15,143 | 29,968 |
| Other Receivables | 53,149 | 42,548 | 39,067 | 51,859 | 57,982 |
| Deferred Charges and Emergencies | 5,562 | 11,236 | 10,233 | 10,172 | 14,309 |
| TOTAL | <u>\$ 317,709</u> | <u>\$ 320,941</u> | <u>\$ 349,469</u> | <u>\$ 459,163</u> | <u>\$ 511,946</u> |
| <u>Liabilities</u> | | | | | |
| Cash Liabilities | \$ 170,259 | \$ 170,959 | \$ 192,067 | \$ 281,324 | \$ 323,763 |
| Reserves for Receivables | 37,902 | 32,533 | 25,912 | 33,038 | 35,613 |
| Surplus Revenues | 109,548 | 117,449 | 131,490 | 144,801 | 152,570 |
| TOTAL | <u>\$ 317,709</u> | <u>\$ 320,941</u> | <u>\$ 349,469</u> | <u>\$ 459,163</u> | <u>\$ 511,946</u> |

*Rounded to the nearest thousand

TABLE 4

SUMMARY OF EXPENDITURES AND REVENUES OF ALL COUNTY GOVERNMENTS - 1981 to 1985

| <u>EXPENDITURES</u> | <u>1981</u> | <u>1982</u> | <u>1983</u> | <u>1984</u> | <u>1985</u> |
|---|-------------------------|-------------------------|-------------------------|-------------------------|-------------------------|
| County Functions | | | | | |
| General Government | \$ 221,547,112 | \$ 230,494,451 | \$ 271,033,541 | \$ 339,921,967 | \$ 329,914,616 |
| Judiciary | 101,488,899 | 110,967,438 | 119,941,739 | 128,712,704 | 131,280,679 |
| Public Safety | 111,398,652 | 123,214,810 | 132,830,134 | 152,260,589 | 173,344,795 |
| Public Works | | | | | |
| Roads and Bridges | 72,128,910 | 72,022,921 | 67,998,038 | 68,734,418 | 80,181,227 |
| Other | 58,312,718 | 61,973,026 | 63,590,270 | 65,610,478 | 67,561,913 |
| Health | 278,907,562 | 312,896,607 | 343,977,193 | 375,287,885 | 393,430,342 |
| Welfare | 201,240,689 | 208,272,256 | 207,847,360 | 210,081,666 | 243,452,565 |
| Recreation & Conservation | 49,057,807 | 51,723,362 | 56,944,865 | 58,448,925 | 62,810,856 |
| Education | 123,185,811 | 137,464,716 | 158,770,803 | 175,393,203 | 233,230,145 |
| FICA & Fringe Benefits | 124,782,573 | 135,666,410 | 151,830,404 | 166,473,645 | 182,504,244 |
| CETA & Other Public Employment Programs | 150,177,766 | 69,103,995 | 57,394,473 | 6,013,959 | 3,838,851 |
| Total County Functions | <u>\$ 1,492,228,499</u> | <u>\$ 1,513,609,992</u> | <u>\$ 1,632,158,820</u> | <u>\$ 1,746,939,439</u> | <u>\$ 1,901,550,233</u> |
| Other Expenses | | | | | |
| *Capital Improvements | \$ 11,215,290 | \$ 11,582,438 | \$ 13,118,570 | \$ 15,466,441 | \$ 12,873,600 |
| Debt Principal | 53,237,645 | 56,884,075 | 64,560,972 | 75,153,300 | 83,683,300 |
| Debt Interest | 48,736,849 | 58,053,784 | 74,568,613 | 75,360,907 | 91,918,842 |
| Deferred Charges | 14,593,043 | 12,518,708 | 17,201,429 | 16,720,996 | 36,070,890 |
| Reserve for Uncollected Taxes | -0- | 2,370 | -0- | 135,322 | -0- |
| Total Other Expenses | <u>\$ 116,567,537</u> | <u>\$ 127,458,937</u> | <u>\$ 156,331,014</u> | <u>\$ 167,370,525</u> | <u>\$ 211,673,032</u> |
| TOTAL EXPENDITURES | <u>\$ 1,608,796,036</u> | <u>\$ 1,641,068,929</u> | <u>\$ 1,788,489,834</u> | <u>\$ 1,914,309,964</u> | <u>\$ 2,113,223,265</u> |
| REVENUES | | | | | |
| Surplus (Prior years) | \$ 64,532,398 | \$ 76,772,531 | \$ 82,239,506 | \$ 92,837,408 | \$ 101,664,499 |
| Miscellaneous | 584,192,010 | 513,178,443 | 569,516,741 | 589,841,469 | 660,497,726 |
| *Revenue Sharing | 56,933,372 | 60,639,323 | 67,782,811 | 74,575,461 | 73,210,000 |
| Current Tax Collections | 963,892,829 | 1,054,061,419 | 1,144,461,005 | 1,236,457,423 | 1,342,365,342 |
| TOTAL REVENUES | <u>\$ 1,669,550,609</u> | <u>\$ 1,704,651,716</u> | <u>\$ 1,864,000,063</u> | <u>\$ 1,993,711,761</u> | <u>\$ 2,177,737,567</u> |

*Not included in Totals

TABLE 5

SUMMARY OF EXPENDITURES AND REVENUES OF ALL MUNICIPALITIES - 1981 to 1985

| <u>EXPENDITURES</u> | <u>1981</u> | <u>1982</u> | <u>1983</u> | <u>1984</u> | <u>1985</u> |
|-------------------------------|------------------------|------------------------|------------------------|------------------------|------------------------|
| Municipal Functions | | | | | |
| General Government | \$ 395,656,408 | \$ 431,984,592 | \$ 486,703,801 | \$ 525,691,346 | \$ 605,620,305 |
| Judiciary | 25,724,521 | 28,838,879 | 32,063,840 | 37,636,400 | 40,200,345 |
| Public Safety | 745,623,444 | 802,141,421 | 836,279,330 | 892,678,222 | 959,455,688 |
| Public Works | | | | | |
| Roads and Bridges | 205,549,676 | 211,904,380 | 244,007,586 | 239,658,903 | 256,576,136 |
| Other | 290,386,646 | 327,497,156 | 348,385,620 | 368,332,094 | 414,208,797 |
| Health | 54,418,987 | 59,710,552 | 60,329,377 | 61,398,373 | 64,861,520 |
| Welfare | 22,479,849 | 24,193,934 | 27,253,409 | 34,211,077 | 36,272,922 |
| Recreation & Conservation | 78,328,835 | 78,911,975 | 79,229,283 | 86,168,284 | 88,997,022 |
| Education | 75,466,679 | 83,519,067 | 87,499,535 | 91,428,771 | 95,621,463 |
| FICA & Fringe Benefits | 246,581,813 | 284,544,725 | 298,663,314 | 308,115,287 | 337,365,455 |
| CETA & Other Public | | | | | |
| Employment Programs | 70,579,800 | 29,492,340 | 14,508,450 | 706,029 | 33,175 |
| Total Municipal Functions | <u>\$2,210,796,658</u> | <u>\$2,362,739,021</u> | <u>\$2,494,923,545</u> | <u>\$2,646,024,786</u> | <u>\$2,899,212,828</u> |
| Other Expenses | | | | | |
| *Capital Improvements | \$ 22,861,461 | \$ 21,144,007 | \$ 33,880,982 | \$ 28,808,136 | \$ 38,300,831 |
| Debt-Principal | 114,052,544 | 130,962,595 | 149,178,274 | 165,843,783 | 177,179,638 |
| Debt-Interest | 112,483,181 | 137,668,740 | 166,067,958 | 153,126,067 | 167,039,290 |
| Deferred Charges | 59,572,038 | 57,574,916 | 57,208,203 | 42,053,929 | 46,966,683 |
| Reserve for Uncollected Taxes | 258,082,998 | 288,644,973 | 305,411,156 | 317,167,603 | 316,848,712 |
| School, County and Special | | | | | |
| District Taxes | 3,300,277,290 | 3,565,933,585 | 3,808,617,878 | 4,053,658,806 | 4,296,385,690 |
| Total Other Expenses | <u>\$3,844,468,051</u> | <u>\$4,180,784,809</u> | <u>\$4,486,483,469</u> | <u>\$4,731,850,188</u> | <u>\$5,004,420,013</u> |
| TOTAL EXPENDITURES | <u>\$6,055,264,709</u> | <u>\$6,543,523,830</u> | <u>\$6,981,407,014</u> | <u>\$7,377,874,974</u> | <u>\$7,903,632,841</u> |
| REVENUES | | | | | |
| Surplus (prior years) | \$ 278,009,772 | \$ 320,741,402 | \$ 325,777,885 | \$ 322,191,125 | \$ 376,604,926 |
| Miscellaneous Revenues | 1,233,631,851 | 1,296,749,399 | 1,375,927,692 | 1,421,681,018 | 1,502,700,150 |
| State Aid Revenues | 226,332,272 | 225,664,905 | 230,173,615 | 262,164,954 | 307,454,455 |
| State and Local Fiscal | | | | | |
| Assistance Act Utilized | 100,378,346 | 92,900,719 | 76,167,382 | 76,208,990 | 77,807,007 |
| Delinquent Taxes and Liens | 151,672,092 | 188,517,076 | 200,172,618 | 205,659,801 | 210,502,377 |
| Current Tax Collections | <u>4,054,260,723</u> | <u>4,394,429,212</u> | <u>4,765,543,672</u> | <u>5,165,526,211</u> | <u>5,427,568,172</u> |
| TOTAL REVENUES | <u>\$6,044,285,056</u> | <u>\$6,519,002,713</u> | <u>\$6,973,762,864</u> | <u>\$7,453,432,099</u> | <u>\$7,902,637,087</u> |

*Not included in Totals

TABLE 6

STATEWIDE TRENDS IN STATUTORY NET CAPITAL DEBT

The following statement, showing the statutory net capital debt of counties and municipalities, represents the outstanding indebtedness authorized, including issued and unissued debt.

| <u>Municipal Gross Debt</u> | <u>1981</u> | <u>1982</u> | <u>1983</u> | <u>1984</u> | <u>1985</u> |
|--|-------------------------|-------------------------|-------------------------|-------------------------|-------------------------|
| School | \$ 1,576,037,731 | \$ 1,563,110,230 | \$ 1,539,997,328 | \$ 1,468,087,077 | \$ 1,494,800,163 |
| Utility | 654,548,405 | 710,695,057 | 721,106,823 | 783,043,757 | 821,789,103 |
| General | <u>1,913,785,423</u> | <u>2,135,463,202</u> | <u>2,064,207,552</u> | <u>2,249,218,587</u> | <u>2,507,152,502</u> |
| Total Gross Debt | \$ 4,144,371,560 | \$ 4,409,268,489 | \$ 4,325,311,705 | \$ 4,500,349,421 | \$ 4,823,741,769 |
| Statutory Deductions | <u>2,188,123,439</u> | <u>2,422,947,660</u> | <u>2,338,303,247</u> | <u>2,359,751,761</u> | <u>2,486,177,749</u> |
| Municipal Net Capital Debt | <u>\$ 1,956,248,121</u> | <u>\$ 1,986,320,829</u> | <u>\$ 1,987,008,458</u> | <u>\$ 2,140,597,660</u> | <u>\$ 2,337,564,020</u> |
| Percent of Net Debt | 1.33 | 1.21 | 1.11 | 1.10 | 1.09 |
| <u>County Gross Debt</u> | \$ 1,165,966,449 | \$ 1,414,806,588 | \$ 1,497,879,285 | \$ 1,646,423,046 | \$ 1,858,056,498 |
| Statutory Deductions | <u>77,186,759</u> | <u>165,793,595</u> | <u>157,451,995</u> | <u>223,287,882</u> | <u>331,873,042</u> |
| County Net Capital Debt | <u>\$ 1,088,779,690</u> | <u>\$ 1,249,012,993</u> | <u>\$ 1,340,427,290</u> | <u>\$ 1,423,135,164</u> | <u>\$ 1,526,183,456</u> |
| Percent of Net Debt | .74 | .76 | .75 | .73 | .71 |
| <u>Municipal and County Debt</u> | | | | | |
| Gross Capital Debt | \$ 5,310,338,009 | \$ 5,824,075,077 | \$ 5,823,190,990 | \$ 6,146,772,467 | \$ 6,681,798,267 |
| Net Capital Debt | 3,045,027,811 | 3,235,333,822 | 3,327,435,748 | 3,563,732,824 | 3,863,747,476 |
| Percent of Net Debt | 2.07 | 1.97 | 1.86 | 1.83 | 1.80 |
| Average of Three Years' Equalized Valuation | \$147,536,251,011 | \$164,798,551,911 | \$179,692,241,435 | \$194,887,571,346 | \$214,391,656,590 |

TABLE 7

TOTAL GROSS AND NET DEBT OF MUNICIPALITIES AND COUNTIES BY COUNTY FOR 1985

This table shows the total gross debt of municipalities and counties, the total net debt, and the percentage that net debt bears to the "equalized valuation basis" of the three preceding years' real property.*

| GROSS DEBT | | | | NET DEBT | | | | % OF NET DEBT | | | EQUALIZED VALUATION |
|------------|------------------|------------------|------------------|------------------|------------------|------------------|------|---------------|------|--------------------|------------------------|
| COUNTY | MUNICIPAL | COUNTY | TOTAL | MUNICIPAL | COUNTY | TOTAL | MUN. | CO. | TOT. | BASIS | |
| Atlantic | \$ 154,224,975 | \$ 66,731,077 | \$ 220,956,052 | \$ 76,670,541 | \$ 60,387,252 | \$ 137,057,793 | .83 | .65 | 1.48 | \$ 9,207,578,397 | |
| Bergen | 406,004,484 | 194,442,399 | 600,446,883 | 296,577,215 | 191,848,937 | 488,426,152 | .84 | .54 | 1.38 | 35,216,127,732 | |
| Burlington | 203,021,700 | 114,017,059 | 317,038,759 | 70,086,593 | 103,478,079 | 173,564,672 | .90 | 1.32 | 2.22 | 7,822,150,272 | |
| Camden | 234,476,000 | 133,161,322 | 367,637,322 | 123,713,254 | 130,457,917 | 254,171,171 | 1.37 | 1.44 | 2.81 | 9,034,228,022 | |
| Cape May | 108,945,562 | 228,334,846 | 337,280,408 | 66,949,713 | 28,538,502 | 95,488,215 | 1.05 | .45 | 1.50 | 6,344,630,976 | |
| Cumberland | 63,204,933 | 29,700,500 | 92,905,433 | 14,300,886 | 21,538,372 | 35,839,258 | .71 | 1.06 | 1.77 | 2,025,505,890 | |
| Essex | 471,633,528 | 160,741,925 | 632,375,453 | 190,699,791 | 147,365,105 | 338,064,896 | 1.18 | .91 | 2.09 | 16,194,990,612 | |
| Gloucester | 62,956,755 | 47,178,992 | 110,135,747 | 29,195,033 | 42,084,393 | 71,279,426 | .65 | .94 | 1.59 | 4,467,422,496 | |
| Hudson | 381,131,897 | 47,482,401 | 428,614,298 | 140,637,426 | 42,894,402 | 183,531,828 | 1.77 | .54 | 2.31 | 7,936,388,818 | |
| Hunterdon | 49,381,409 | 29,144,179 | 78,525,588 | 19,827,493 | 29,144,179 | 48,971,672 | .57 | .84 | 1.41 | 3,449,557,589 | |
| Mercer | 285,033,379 | 95,125,791 | 380,159,170 | 104,132,618 | 66,688,208 | 170,820,826 | 1.38 | .88 | 2.26 | 7,541,106,800 | |
| Middlesex | 516,509,629 | 188,599,893 | 705,109,522 | 255,182,573 | 170,834,196 | 426,016,769 | 1.44 | .96 | 2.40 | 17,727,057,167 | |
| Monmouth | 356,258,695 | 97,803,644 | 454,062,339 | 203,217,073 | 80,879,445 | 284,096,518 | 1.31 | .52 | 1.83 | 15,461,000,063 | |
| Morris | 406,035,984 | 88,182,000 | 494,217,984 | 195,976,414 | 88,179,945 | 284,156,359 | 1.12 | .50 | 1.62 | 17,437,812,856 | |
| Ocean | 252,659,822 | 70,387,651 | 323,047,473 | 123,432,492 | 70,245,609 | 193,678,101 | .93 | .53 | 1.46 | 13,264,467,539 | |
| Passaic | 344,136,875 | 74,833,462 | 418,970,337 | 162,888,592 | 71,541,178 | 234,429,770 | 1.53 | .67 | 2.20 | 10,627,167,500 | |
| Salem | 16,682,786 | 3,831,000 | 20,513,786 | 2,015,285 | 2,713,000 | 4,728,285 | .16 | .22 | .38 | 1,222,584,870 | |
| Somerset | 148,791,794 | 89,778,000 | 238,569,794 | 98,856,291 | 84,215,154 | 183,071,445 | 1.14 | .97 | 2.11 | 8,640,320,519 | |
| Sussex | 92,071,339 | 7,525,765 | 99,597,104 | 19,985,257 | 6,830,307 | 26,815,564 | .58 | .20 | .78 | 3,439,916,500 | |
| Union | 248,881,720 | 73,104,592 | 321,986,312 | 135,308,289 | 68,369,276 | 203,677,565 | .89 | .45 | 1.34 | 15,185,907,747 | |
| Warren | 21,698,503 | 17,950,000 | 39,648,503 | 7,911,191 | 17,950,000 | 25,861,191 | .37 | .84 | 1.21 | 2,145,734,218 | |
| TOTAL | \$ 4,823,741,769 | \$ 1,858,056,498 | \$ 6,681,798,267 | \$ 2,337,564,020 | \$ 1,526,183,456 | \$ 3,863,747,476 | 1.09 | .71 | 1.80 | \$ 214,391,656,590 | |

*Amounts rounded to nearest dollar

TABLE 8

AUTHORITY DEBT - DECEMBER 31, 1985

The following tabulation represents the outstanding capital debt of locally created Authorities within New Jersey. Local Authorities operate on various fiscal years; the amounts shown below reflect outstanding bonds, notes, loans and mortgages payable by the Authority as of the respective fiscal year ended nearest to December 31, 1985. The information was obtained from reports of audit filed with the Division pursuant to law.

| <u>AUTHORITY</u> | <u>TYPE</u> | <u>AMOUNT</u> | <u>AUTHORITY</u> | <u>TYPE</u> | <u>AMOUNT</u> |
|--------------------------|-------------|---------------|-----------------------|-------------|---------------|
| Aberdeen Twp. | MU | \$ 15,600,000 | Delaware Twp. | MU | \$ 158,000 |
| Asbury Park City | PK | 336,000 | Delran Twp. | SW | 1,663,000 |
| Atlantic City City | MU | 10,540,000 | Deptford Twp. | MU | 10,983,200 |
| Atlantic Co. | CI | 312,363,060 | Dover Twp. (OC) | MU | 51,100,000 |
| Atlantic Co. | T | 3,688,223 | Dover Twp. (OC) | PK | 22,500 |
| Atlantic Co. | U | 43,040,000 | Dunnellen Boro. | PK | 52,517 |
| Atlantic Highlands Boro. | RS | 8,933,052 | East Brunswick Twp. | SW | 5,939,760 |
| Bayonne City | PK | -0- | East Orange City | PK | -0- |
| Bayshore | RS | 26,400,000 | East Rutherford Boro. | SW | 5,520,000 |
| Beach Haven Boro. | SW | 189,000 | East Windsor Twp. | MU | 11,095,000 |
| Beachwood Boro. | SW | 2,172,520 | Eatontown Boro. | SW | 640,000 |
| Bellmawr Boro. | SW | 500,054 | Edgewater Park Twp. | SW | -0- |
| Bergen Co. | U | 507,214,281 | Egg Harbor Twp. | MU | 3,157,099 |
| Berkeley Twp. | SW | 3,760,000 | Elizabeth City | PK | 4,000,000 |
| Bernards Twp. | SW | 35,415,000 | Essex Co. | CI | 108,025,857 |
| Beverly City | SW | 217,000 | Evesham Twp. | MU | 9,270,000 |
| Boonton Town | PK | 30,417 | Ewing/Lawrence Twp. | SW | 21,362,531 |
| Brick Twp. | MU | 53,960,000 | Florham Park Boro.*** | SW | 3,000,000 |
| Bridgeton City | MP | 475,000 | Fort Lee Boro. | PK | -0- |
| Buena Boro. | MU | 3,357,343 | Franklin Twp. (Som.) | SW | 3,565,000 |
| Camden City | PK | -0- | Gloucester City City | SW | 275,053 |
| Camden City *** | MP | 3,115,000 | Gloucester Co. | CI | 66,365,000 |
| Camden Co. | MU | 189,782,228 | Gloucester Co. ** | PCF | --- |
| Camden Co. ** | CI | --- | Gloucester Co. | U | 35,678,000 |
| Camden Co. | PCF | 30,000,000 | Gloucester Twp. | MU | 16,929,822 |
| Cape May Co. | BC | 860,000 | Hackettstown Town | MU | 11,990,000 |
| Cape May Co. | MU | 269,382,500 | Hackettstown Town | PK | -0- |
| Cape May Co. | PCF | 39,000,000 | Hamilton Twp. (Atl) | MU | 2,680,000 |
| Carstadt Boro. | SW | 3,911,000 | Hanover Twp. | SW | 3,165,000 |
| Carneys Point Twp. | SW | 1,345,000 | Hazlet Twp. | SW | 6,710,000 |
| Cinnaminson Twp. | SW | 2,245,000 | Highland Park Boro. | PK | -0- |
| Clayton Boro. | SW | 680,000 | Hillsborough Twp. | MU | 4,925,000 |
| Clementon Boro. | SW | 1,254,000 | Hoboken City | PK | 7,605,000 |
| Clifton City *** | MU | -0- | Hopewell Twp. (Mer.) | MU | 669,596 |
| Clifton City ** | SWM | --- | Howell Twp. | MU | 18,260,000 |
| Clinton Twp. | SW | 2,235,000 | Hudson Co. * | CI | --- |
| Cumberland Co. | CI | 9,224,000 | Hudson Co. *** | U | 7,400,000 |
| Cumberland Co. * | PCF | --- | Hunterdon Co. | U | -0- |
| Cumberland Co. | U | 9,027,689 | Independence Twp. | MU | --- |
| Delanco Twp. | SW | -0- | Jackson Twp. | MU | 4,322,000 |

TABLE 8

AUTHORITY DEBT - DECEMBER 31, 1985

| <u>AUTHORITY</u> | <u>TYPE</u> | <u>AMOUNT</u> | <u>AUTHORITY</u> | <u>TYPE</u> | <u>AMOUNT</u> |
|-------------------------------|-------------|---------------|-------------------------------|-------------|---------------|
| Jersey City City | INC | \$ 6,064,954 | Newton Town | PK | \$ 53,400 |
| Jersey City City | PK | 2,312,578 | North Bergen Twp. | MU | -0- |
| Jersey City City | MP | 5,440,000 | North Bergen Twp. *** | PK | 77,142 |
| Jersey City City | SW | 36,206,594 | North Bergen Twp. * | MP | --- |
| Keansburg Boro. ** | MU | --- | Northeast Mon. Co. | RS | 18,975,000 |
| Kearny Town | MP | -0- | Northern Burl. Co.** | RS | --- |
| Lacey Twp. | MU | 9,571,235 | North Plainfield Boro. | PK | -0- |
| Lakeland Reg. | SWM | -0- | Northwest Bergen Co. * | U | 34,465,000 |
| Lakewood Twp. | MU | 5,860,000 | Oakford Lakes Reg.* | MU | --- |
| Lambertville City | SW | 3,096,300 | Ocean City City | PK | 525,725 |
| Landis (Vineland City) | SW | 6,859,000 | Ocean Co.** | PCF | --- |
| Laurel Springs Boro. | SW | 251,000 | Ocean Co. | U | 236,445,000 |
| Lebanon Boro. | SW | 400,000 | Ocean Twp. (Mom.) | SW | 23,645,000 |
| Linden-Roselle | SW | 9,403,553 | Ocean Twp. (Ocean) | MU | 5,542,574 |
| Little Egg Harbor Twp. | MU | 6,271,044 | Old Bridge Twp. | MU | 10,555,000 |
| Little Falls Twp.* | MU | --- | Old Bridge Twp. | SW | 13,075,000 |
| Logan Twp. | MU | 3,300,000 | Passaic City | MU | 448,398 |
| Long Beach Twp. | SW | 776,000 | Passaic Co. ** | PCF | --- |
| Long Branch City | SW | 8,250,000 | Paterson City * | MU | -0- |
| Lower Twp. *** | CI | -0- | Paterson City *** | PK | -0- |
| Lower Twp. | MU | 12,640,000 | Pemberton Twp. | MU | -0- |
| Lumberton Twp. | MU | 758,360 | Pennsauken Twp. | SW | 4,385,000 |
| Magnolia Boro. | SW | -0- | Pennsauken Twp. | SWM | 71,398,000 |
| Manasquan River | RS | 20,000,000 | Penns Grove Boro. | SW | -0- |
| Manchester Twp. | MU | 15,850,000 | Pennsville Twp. | SW | 4,573,220 |
| Mantua Twp. | MU | 4,938,804 | Pequannock-Linc.Pk. Fairfield | SW | 25,400,000 |
| Marlboro Twp. | MU | 7,535,000 | Pequannock River Basin | RS | 10,304,899 |
| Mercer Co. | IN | 228,875,000 | Perth Amboy City | PK | 1,295,000 |
| Metuchen Boro. | PK | 475,000 | Perth Amboy City | MP | --- |
| Middlesex Co. | PCF | -0- | Phillipsburg Town | PK | 11,488 |
| Middlesex Co. | U | 113,800,000 | Pine Hill Boro. | MU | 1,401,000 |
| Middletown Twp. | SW | 32,165,000 | Point Pleasant Beach Boro. | PK | -0- |
| Monmouth Co. Bayshore Outfall | OU | 1,955,000 | Pompton Lakes Boro. | MU | 3,805,000 |
| Monroe Twp. (Glou.) | MU | 1,087,000 | Rahway City | PK | 25,469 |
| Monroe Twp. (Midd.) | MU | 16,400,000 | Rahway Valley *** | SW | 11,895,000 |
| Montville Twp. | MU | 7,550,000 | Randolph Twp. | MU | 2,300,000 |
| Morris Co. | MU | 14,921,758 | Raritan Twp. | MU | 4,455,000 |
| Morristown Town | PK | 7,045,000 | Readington-Lebanon | SW | 2,250,000 |
| Mount Holly Twp. | SW | 11,850,000 | Ringwood Boro. | SW | 2,719,050 |
| Mount Laurel Twp. | MU | 14,905,000 | Riverside Twp. | SW | -0- |
| Musconetcong (Stanhope) | SW | 813,280 | Rockaway Valley | RS | 54,145,000 |
| National Park Boro. | MU | 396,000 | Rockleigh Boro. | SW | 34,502 |
| Neptune Twp. | SW | 9,551,922 | Runnemede Boro. | SW | -0- |
| Newark City | PK | 3,050,000 | Salem City | MP | 1,700,000 |
| New Brunswick City | PK | 2,190,000 | Salem Co. | CI | -0- |

TABLE 8

| AUTHORITY DEBT - DECEMBER 31, 1985 | | | | | |
|------------------------------------|-------------|----------------|--------------------------|-------------|-----------------|
| <u>AUTHORITY</u> | <u>TYPE</u> | <u>AMOUNT</u> | <u>AUTHORITY</u> | <u>TYPE</u> | <u>AMOUNT</u> |
| Salem Co. | PCF | \$ 617,390,000 | Warren Co. | PCF | \$ 45,000,000 |
| Salem Co. | U | 8,600,000 | Warren Twp. | SW | 5,655,000 |
| Secaucus Town | MU | 9,395,000 | Washington Boro. | PK | 40,050 |
| Somers Point City | SW | 1,045,000 | Washington Twp. (Glouc.) | MU | 5,338,454 |
| Somerset Co.** | PCF | --- | Washington Twp. (Mer.) | MU | 1,110,000 |
| Somerset-Raritan Valley | RS | 34,670,000 | Washington Twp. (Mor.) | MU | 1,755,000 |
| Southeast Morris Co. | MU | 12,228,000 | Waterford Twp. | MU | 3,211,336 |
| South Monmouth Co. | RS | 8,645,000 | Weehawken Twp. | PK | -0- |
| South Orange Village Twp. | PK | 3,058 | Western Monmouth Co. | UA | 20,615,000 |
| South River Boro. | PK | 17,000 | West Milford Twp. | MU | 850,000 |
| South Toms River Boro. | SW | 2,909,578 | West New York Town | MU | 1,990,000 |
| Stafford Twp. | MU | 6,517,016 | West New York Town | PK | 729,000 |
| Stony Brook | RS | 17,230,000 | West Windsor Twp. | PK | 900,000 |
| Stratford Twp. | SW | 833,000 | Westwood Boro. | PK | 53,466 |
| Summit City | MU | -0- | Weymouth Twp.*** | MU | 232,300 |
| Sussex Co. | MU | 10,183,078 | Wharton Boro. | SW | 470,000 |
| Trenton City | PK | 2,805,000 | Wildwood City | PK | 2,050,000 |
| Tuckerton Boro. | MU | 908,000 | Willingboro Twp. | MU | 7,258,000 |
| Union City City | PK | 167,674 | Woodbine Boro. | MU | 644,929 |
| Union Co. | PCF | 69,940,000 | Woodbine Boro. | PRT | -0- |
| Wanaque Boro. | SW | 5,000,000 | Woodstown Boro. | SW | -0- |
| Wanaque Valley | RS | 9,414,500 | Wrightstown Boro. | MU | 400,000 |
| Warren Co. Lopatcong Creek *** | MU | -0- | | | |
| Warren Co. Paulins Kill | MU | 108,099 | | | |
| Warren Co.-Pequest River | MU | 5,110,000 | | | |
| | | | TOTAL AUTHORITY DEBT | | \$4,116,922,089 |

CODE: BC=Bridge Commission; CI=Improvement Authority; U=Utilities Authority; MU=Municipal Utilities Authority; PCF=Pollution Control Financing Authority; IN=Incinerator Authority; PK=Parking Authority; PRT=Port Authority; SW=Sewerage Authority; OU=Outfall Utilities Authority; MP=Municipal Port Authority; RS=Regional Sewerage Authority; SWM=Solid Waste Management Authority, T=Transportation Authority.

(*) Not Operating

(**) Information Not Available

(***) Information Received From Other Sources

TABLE 9

TRENDS IN CURRENT AND DELINQUENT LOCAL PROPERTY TAXES

(AN HISTORICAL TABLE SHOWING LEVIES, COLLECTIONS, AND DELINQUENCIES SINCE 1966)

| C U R R E N T | | | | | | | D E L I N Q U E N T | | |
|---------------|-------------------|---------------|-------|---------------------------------------|----------------------------------|------|-------------------------------------|---------------------|------------------------|
| YEAR | CASH COLLECTIONS | | | % OF LEVY CANCELLED OR ADJUSTED | OUTSTANDING DEC. 31 AMOUNT | | DELINQUENT TAXES (ALL YEARS)* | OUTSTANDING DEC. 31 | |
| | TOTAL TAX LEVY | AMOUNT | | | | | | TAX TITLE LIENS | FORECLOSED PROPERTY |
| 1966 | 1,263,399,102 | 1,190,499,678 | 94.22 | 1.03 | 60,003,555 | 4.75 | 89,402,620 | 21,136,094 | 58,087,115 |
| 1967 | 1,435,708,258 | 1,349,799,399 | 94.01 | .88 | 73,385,248 | 5.11 | 104,722,596 | 20,908,759 | 60,516,430 |
| 1968 | 1,545,813,848 | 1,462,750,500 | 94.63 | .78 | 70,990,292 | 4.59 | 105,550,670 | 25,241,561 | 50,816,494 |
| 1969 | 1,706,031,717 | 1,615,192,974 | 94.68 | .95 | 74,599,330 | 4.37 | 108,351,141 | 30,527,868 | 51,935,697 |
| 1970 | 1,965,610,339 | 1,857,735,761 | 94.51 | .98 | 88,834,447 | 4.51 | 116,331,182 | 36,453,999 | 54,080,687 |
| 1971 | 2,228,700,613 | 2,107,940,802 | 94.58 | .64 | 96,297,126 | 4.32 | 123,331,414 | 43,110,986 | 58,023,891 |
| 1972 | 2,452,254,384 | 2,323,698,669 | 94.76 | .55 | 102,686,227 | 4.19 | 130,638,352 | 48,363,795 | 67,890,472 |
| 1973 | 2,598,745,142 | 2,465,654,270 | 94.87 | .57 | 108,651,329 | 4.18 | 136,402,145 | 57,401,373 | 77,806,556 |
| 1974 | 2,779,195,767 | 2,629,046,026 | 94.60 | .69 | 127,539,699 | 4.59 | 162,304,272 | 60,106,637 | 97,451,943 |
| 1975 | 3,029,408,635 | 2,853,776,163 | 94.20 | .70 | 145,052,461 | 4.79 | 185,521,327 | 72,442,111 | 102,078,118 |
| 1976 | 3,354,853,643 | 3,165,060,889 | 94.34 | .82 | 142,663,904 | 4.25 | 187,043,752 | 83,982,002 | 122,910,533 |
| 1977 | 3,305,642,100 | 3,138,535,798 | 94.95 | .64 | 128,539,284 | 3.89 | 175,674,729 | 79,875,324 | 141,098,333 |
| 1978 | 3,382,844,855 | 3,223,886,852 | 95.30 | .56 | 121,417,610 | 3.59 | 167,709,975 | 81,170,959 | 151,851,345 |
| 1979 | 3,521,414,644 | 3,393,315,323 | 96.36 | .53 | 131,454,324 | 3.73 | 170,939,711 | 69,858,024 | 163,740,047 |
| 1980 | 3,863,438,643 | 3,675,617,955 | 95.14 | .54 | 150,051,469 | 3.88 | 190,397,219 | 68,578,962 | 187,828,918 |
| 1981 | 4,276,515,902 | 4,054,260,723 | 94.80 | .59 | 178,506,117 | 4.17 | 217,883,838 | 74,138,690 | 217,093,389 |
| 1982 | 4,628,982,448 | 4,394,429,211 | 94.93 | .52 | 189,564,927 | 4.09 | 230,226,316 | 84,268,523 | 237,476,664 |
| 1983 | 5,005,188,446 | 4,765,543,672 | 95.21 | .56 | 191,716,284 | 3.83 | 224,912,999 | 91,606,790 | 257,033,428 |
| 1984 | 5,357,729,212 | 5,165,526,211 | 96.41 | .40 | 194,056,730 | 3.62 | 218,852,216 | 94,016,178 | 281,666,834 |
| 1985 | 5,676,751,632 | 5,427,568,172 | 95.61 | .40 | 206,064,153 | 3.63 | 230,036,526 | 93,450,898 | 285,493,714 |

*Includes December 31st figures of current year

TABLE 10

SPECIAL DISTRICT TAXES LEVIED IN 1985

This table presents a tabulation of special district taxes levied upon a portion of the municipalities listed for the specific services - (F) Fire, (G) Garbage, (L) Light, (W) Water, (C) Commons. These taxes and obligations are the sole responsibility of the special districts; operations cause no liability for the balance of the municipality. The parenthetical figures denote the number of districts.

| MUNICIPALITY | #FIRE DIST'S | FIRE AMOUNT | #OTHER DIST'S | OTHER AMOUNT | TOTAL DIST'S | TAX LEVI | MUNICIPALITY | #FIRE DIST'S | FIRE AMOUNT | #OTHER DIST'S | OTHER AMOUNT | TOTAL DIST'S | TAX LEVI |
|-----------------------|-----------------|----------------|------------------|-----------------|-----------------|-------------|----------------------------|-----------------|----------------|------------------|-----------------|-----------------|--------------|
| Aberdeen Twp. | (2) | \$ 360,078 | G(1) | \$ 514,500 | (3) | \$ 874,578 | Lambertville City | (1) | \$ 120,475 | | \$ | (1) | \$ 120,475 |
| Berlin Twp. | (1) | 112,375 | | | (1) | 112,375 | Lindenwold Boro. | (1) | 332,586 | | | (1) | 332,586 |
| Beverly City | (1) | 46,931 | | | (1) | 46,931 | Lower Twp. | (3) | 253,793 | | | (3) | 253,793 |
| Bordentown Twp. | (2) | 238,897 | | | (2) | 238,897 | Manalapan Twp. | (2) | 335,317 | | | (2) | 335,317 |
| Brick Twp. | (3) | 1,252,718 | | | (3) | 1,252,718 | Mansfield Twp. | (1) | 1,890 | | | (1) | 1,890 |
| Bridgewater Twp. | (4) | 291,890 | G(1) | 75,613 | (5) | 367,503 | Marlboro Twp. | (3) | 636,830 | | | (3) | 636,830 |
| Buena Boro. | (2) | 90,482 | | | (2) | 90,482 | Maurice River Twp. | (2) | 21,000 | | | (2) | 21,000 |
| Buena Vista Twp. | (5) | 154,390 | L(5) | 66,925 | (10) | 221,315 | Middle Twp. | (3) | 329,471 | | | (3) | 329,471 |
| Cedar Grove Twp. | | | G(1) | 232,900 | (1) | 232,900 | Middletown Twp. | | | G(1) | 1,337,692 | (1) | 1,337,692 |
| Cherry Hill Twp. | (8) | 2,839,596 | | | (8) | 2,839,596 | Millstone Twp. | (1) | 83,000 | | | (1) | 83,000 |
| Chester Twp. | | | W(1) | 1,439 | (1) | 1,439 | Mine Hill Twp. | | | G(1) | 167,513 | (1) | 167,513 |
| Chesterfield Twp. | (2) | 76,946 | | | (2) | 76,946 | Monroe Twp. | (3) | 481,572 | | | (3) | 481,572 |
| Cinnaminson Twp. | (1) | 328,000 | G(1) | 395,243 | (2) | 723,243 | Montgomery Twp. | (2) | 180,850 | | | (2) | 180,850 |
| Commercial Twp. | (3) | 129,653 | L(3) | 60,500 | (6) | 190,153 | Montville Twp. | (3) | 531,646 | | | (3) | 531,646 |
| Delanco Twp. | (1) | 90,300 | | | (1) | 90,300 | Moorestown Twp. | (2) | 605,362 | | | (2) | 605,362 |
| Delran Twp. | (1) | 300,000 | | | (1) | 300,000 | Morris Twp. | | | G(1) | 790,000 | (1) | 790,000 |
| Dennis Twp. | (3) | 80,500 | L(2) | 9,900 | (5) | 90,400 | Mount Laurel Twp. | (1) | 392,673 | | | (1) | 392,673 |
| Deptford Twp. | (1) | 635,608 | | | (1) | 635,608 | Mount Olive Twp. | | | G(1) | 1,027,961 | (1) | 1,027,961 |
| Dover Twp. | (2) | 2,158,140 | | | (2) | 2,158,140 | Mount Olive Twp. | | | L(2) | 60,640 | (3) | 1,088,640 |
| Downe Twp. | (3) | 63,850 | | | (3) | 63,850 | Mountain Lakes Boro. | | | G(1) | 27,000 | (1) | 27,000 |
| East Brunswick Twp. | (2) | 546,855 | | | (2) | 546,855 | Neptune Twp. | (2) | 898,500 | | | (2) | 898,500 |
| East Windsor | | | G(1) | 341,799 | (1) | 341,799 | Ocean Twp. (Mon.) | (2) | 606,750 | | | (2) | 606,750 |
| Eastampton Twp. | (1) | 76,907 | | | (1) | 76,907 | Old Bridge Twp. | (4) | 1,141,874 | | | (4) | 1,141,874 |
| Edgewater Park Twp. | (1) | 126,000 | | | (1) | 126,000 | Parsippany-Troy-Hills Twp. | (6) | 896,984 | | | (6) | 896,984 |
| Edison Twp. | | | G(1) | 2,245,528 | (1) | 2,245,528 | Pennsauken Twp. | | | G(3) | 1,663,704 | (9) | 1,663,704 |
| Evesham Twp. | (1) | 574,000 | | | (1) | 574,000 | Piscataway Twp. | (4) | 875,043 | | | (4) | 875,043 |
| Florence Twp. | (1) | 238,000 | | | (1) | 238,000 | Pitman Boro. | | | L(1) | 66,191 | (1) | 66,191 |
| Franklin Twp. (Glou.) | (5) | 263,017 | | | (5) | 263,017 | Pittsgrove Twp. | (3) | 162,136 | | | (3) | 162,136 |
| Franklin Twp. (Som.) | (4) | 703,856 | | | (4) | 703,856 | Princeton Twp. | | | L(4) | 12,214 | (7) | 12,214 |
| Franklin Lakes Boro. | | | G(1) | 341,000 | (1) | 341,000 | South Brunswick Twp. | (3) | 453,306 | | | (3) | 453,306 |
| Freehold Twp. | (2) | 438,200 | | | (2) | 438,200 | Sparta Twp. | | | G(5) | 69,831 | (5) | 69,831 |
| Gloucester Twp. | (6) | 1,302,160 | | | (6) | 1,302,160 | Stillwater Twp. | | | W(1) | 30,000 | (1) | 30,000 |
| Haddon Twp. | (4) | 249,497 | | | (4) | 249,497 | Swedesboro Boro. | | | W(1) | 49,500 | (1) | 49,500 |
| Hamilton Twp. (Atl.) | | | G(1) | 265,345 | (1) | 265,345 | Tabernacle Twp. | (1) | 31,400 | | | (1) | 31,400 |
| Hamilton Twp. (Mer.) | (9) | 3,010,525 | | | (9) | 3,010,525 | Trenton City | | | C(1) | 85,000 | (1) | 85,000 |
| Hanover Twp. | (2) | 378,218 | | | (2) | 378,218 | Upper Twp. | (4) | 172,400 | | | (4) | 172,400 |
| Harrison Twp. | (1) | 117,465 | | | (1) | 117,465 | Vineland City | | | G(1) | 433,589 | (1) | 433,589 |
| Hillsborough Twp. | (1) | 339,327 | | | (1) | 339,327 | Voorhees Twp. | (4) | 583,500 | | | (4) | 583,500 |
| Howell Twp. | (5) | 949,670 | | | (5) | 949,670 | Wall Twp. | (3) | 338,281 | | | (3) | 338,281 |
| Jackson Twp. | (4) | 1,054,143 | | | (4) | 1,054,143 | Washington Twp. (Glou.) | (1) | 579,395 | | | (1) | 579,395 |
| Jefferson Twp. | | | G(1) | 746,200 | | 746,200 | Weehawken Twp. | | | G(1) | 1,015,000 | (2) | 1,015,000 |
| Jefferson Twp. | | | L(5) | 21,500 | (6) | 767,700 | Wharton Boro. | | | G(1) | 325,000 | (1) | 325,000 |
| | | | | | | | Woodbridge Twp. | (12) | 3,755,031 | | | (12) | 3,755,031 |
| | | | | | | | TOTAL | | \$34,419,271 | | \$14,777,088 | | \$49,196,359 |

TABLE 11

EQUALIZED PROPERTY TAX RATES

The equalized property tax rates for selected years are shown below for all municipalities by County area. These tax rates are the result of multiplying the general tax rate by the ratio of assessed to true value as certified by the Director of Taxation on October 1st of each year pursuant to statute. Thus, the table shows the tax rate that would be applied if the assessment level were 100 percent. This permits ready comparison of the tax trends of New Jersey's local units.

| <u>ATLANTIC COUNTY</u> | <u>1981</u> | <u>1982</u> | <u>1983</u> | <u>1984</u> | <u>1985</u> | <u>BERGEN (Con't)</u> | <u>1981</u> | <u>1982</u> | <u>1983</u> | <u>1984</u> | <u>1985</u> |
|------------------------|-------------|-------------|-------------|-------------|-------------|-------------------------|-------------|-------------|-------------|-------------|-------------|
| Absecon City | 1.83 | 1.67 | 2.08 | 2.05 | 2.23 | East Rutherford Boro. | 1.69 | 1.70 | 1.69 | 1.39 | 1.41 |
| Atlantic City, City | 2.27 | 2.55 | 2.73 | .99 | 4.38 | Edgewater Boro. | 2.21 | 2.47 | 2.12 | 1.92 | 1.76 |
| Brigantine City | 1.30 | 1.21 | 1.31 | 1.33 | 1.35 | Elmwood Park Boro. | 1.76 | 1.81 | 1.83 | 1.90 | 1.74 |
| Buena Boro | 1.78 | 2.39 | 2.53 | 2.22 | 2.42 | Emerson Boro. | 2.32 | 2.41 | 2.45 | 2.36 | 2.28 |
| Buena Vista Twp. | 1.83 | 1.87 | 1.91 | 2.00 | 1.89 | Englewood City | 3.44 | 3.33 | 3.32 | 3.28 | 3.06 |
| Corbin City, City | 1.61 | 1.90 | 1.48 | 1.87 | 1.75 | Englewood Cliffs Boro. | 1.25 | 1.09 | 1.12 | 1.23 | .94 |
| Egg Harbor City | 2.52 | 2.74 | 3.03 | 3.19 | 3.20 | Fair Lawn Boro. | 2.05 | 2.20 | 2.25 | 2.08 | 1.93 |
| Egg Harbor Twp. | 1.52 | 1.52 | 1.91 | 1.85 | 1.78 | Fairview Boro. | 2.26 | 2.29 | 2.30 | 2.25 | 2.21 |
| Estell Manor City | 2.02 | 1.76 | 1.64 | 1.91 | 1.99 | Fort Lee Boro. | 1.89 | 1.79 | 1.85 | 1.68 | 1.70 |
| Folsom Boro. | 1.87 | 2.09 | 1.83 | 2.00 | 1.99 | Franklin Lakes Boro. | 1.62 | 1.61 | 1.69 | 1.58 | 1.40 |
| Galloway Twp. | 1.65 | 2.07 | 2.13 | 2.03 | 1.93 | Garfield City | 2.04 | 2.01 | 2.33 | 2.20 | 2.12 |
| Hamilton Twp. | 1.87 | 2.05 | 1.96 | 2.06 | 2.12 | Glen Rock Boro. | 2.51 | 2.46 | 2.56 | 2.43 | 2.30 |
| Hammonton Town | 2.23 | 2.04 | 2.01 | 2.26 | 2.20 | Hackensack City | 2.72 | 2.68 | 2.84 | 2.83 | 2.71 |
| Linwood City | 2.00 | 2.19 | 2.38 | 2.48 | 2.50 | Harrington Park Boro. | 2.42 | 2.39 | 2.46 | 2.39 | 2.27 |
| Longport Boro. | .96 | .88 | .90 | .97 | .94 | Hasbrouck Heights Boro. | 2.05 | 2.05 | 2.04 | 2.08 | 2.05 |
| Margate City, City | 1.27 | 1.29 | 1.40 | 1.46 | 1.43 | Haworth Boro. | 2.32 | 2.25 | 2.30 | 2.16 | 2.00 |
| Mullica Twp. | 2.44 | 2.14 | 2.18 | 2.28 | 2.47 | Hillsdale Boro. | 2.64 | 2.59 | 2.59 | 2.52 | 2.39 |
| Northfield City | 2.28 | 2.20 | 2.51 | 2.67 | 2.58 | Ho-Ho-Kus Boro. | 1.81 | 1.80 | 1.78 | 1.77 | 1.69 |
| Pleasantville City | 3.02 | 2.79 | 2.91 | 2.93 | 2.99 | Leonia Boro. | 2.83 | 2.81 | 2.85 | 2.72 | 2.54 |
| Port Republic City | 1.46 | 2.09 | 1.12 | 2.06 | 1.85 | Little Ferry Boro. | 2.19 | 2.36 | 2.30 | 2.21 | 1.97 |
| Somers Point City | 2.02 | 2.18 | 2.18 | 2.11 | 2.23 | Lodi Boro. | 2.55 | 2.62 | 2.69 | 2.62 | 2.62 |
| Ventnor City, City | 1.42 | 1.42 | 1.49 | 1.45 | 1.48 | Lyndhurst Twp. | 1.71 | 1.82 | 1.94 | 1.92 | 1.80 |
| Weymouth Twp. | 1.80 | 1.57 | 2.02 | 2.38 | 2.02 | Mahwah Twp. | 1.78 | 1.79 | 1.89 | 1.97 | 1.79 |
| | | | | | | Maywood Boro. | 2.15 | 2.18 | 2.21 | 2.19 | 2.07 |
| | | | | | | Midland Park Boro. | 2.44 | 2.20 | 2.25 | 2.23 | 2.04 |
| <u>BERGEN COUNTY</u> | | | | | | | | | | | |
| Allendale Boro. | 2.36 | 2.44 | 2.35 | 2.25 | 2.18 | Montvale Boro. | 1.84 | 1.84 | 2.01 | 1.87 | 1.82 |
| Alpine Boro. | 1.20 | 1.09 | 1.02 | .92 | .92 | Moonachie Boro. | 1.24 | 1.16 | 1.49 | 1.25 | 1.06 |
| Bergenfield Boro. | 2.73 | 2.79 | 2.75 | 2.81 | 2.62 | New Milford Boro. | 2.49 | 2.49 | 2.51 | 2.49 | 2.28 |
| Bogota Boro. | 2.55 | 2.68 | 2.71 | 2.82 | 2.68 | North Arlington Boro. | 2.20 | 2.19 | 2.19 | 2.19 | 2.02 |
| Carlstadt Boro. | 1.26 | 1.25 | 1.35 | 1.33 | 1.31 | Northvale Boro. | 2.45 | 2.17 | 2.28 | 2.13 | 2.21 |
| Cliffside Park Boro. | 1.78 | 1.87 | 1.81 | 1.92 | 1.83 | Norwood Boro. | 2.25 | 2.24 | 2.23 | 2.22 | 1.88 |
| Closter Boro. | 2.49 | 2.50 | 2.47 | 2.38 | 2.20 | Oakland Boro. | 2.60 | 2.74 | 2.75 | 2.57 | 2.46 |
| Cresskill Boro. | 2.35 | 2.26 | 2.28 | 2.17 | 1.96 | Old Tappan Boro. | 2.21 | 2.17 | 2.08 | 1.88 | 1.76 |
| Demerest Boro. | 2.55 | 2.46 | 2.30 | 2.25 | 2.05 | Oradell Boro. | 1.89 | 2.01 | 2.01 | 2.02 | 1.91 |
| Dumont Boro. | 2.71 | 2.70 | 2.69 | 2.74 | 2.58 | Palisades Park Boro. | 2.27 | 2.12 | 2.19 | 2.14 | 2.00 |

TABLE 11 (Cont'd.)

EQUALIZED PROPERTY TAX RATES

| <u>BERGEN (Cont'd)</u> | <u>1981</u> | <u>1982</u> | <u>1983</u> | <u>1984</u> | <u>1985</u> | <u>BURLINGTON (Cont'd)</u> | <u>1981</u> | <u>1982</u> | <u>1983</u> | <u>1984</u> | <u>1985</u> |
|--------------------------|-------------|-------------|-------------|-------------|-------------|----------------------------|-------------|-------------|-------------|-------------|-------------|
| Paramus Boro. | 1.76 | 1.67 | 1.61 | 1.66 | 1.67 | Hainesport Twp. | 2.52 | 2.61 | 2.56 | 2.84 | 2.52 |
| Park Ridge Boro. | 2.61 | 2.59 | 2.62 | 2.47 | 2.31 | Lumberton Twp. | 2.08 | 2.27 | 2.34 | 2.43 | 2.30 |
| Ramsey Boro. | 2.36 | 2.55 | 2.55 | 2.35 | 2.20 | Mansfield Twp. | 2.22 | 2.11 | 2.01 | 2.02 | 1.76 |
| Ridgefield Boro. | .49 | .60 | .64 | .65 | .67 | Maple Shade Twp. | 2.04 | 1.98 | 2.24 | 2.41 | 2.37 |
| Ridgefield Park Village | 2.72 | 2.71 | 2.64 | 2.70 | 2.49 | Medford Twp. | 2.26 | 2.20 | 2.25 | 2.25 | 2.11 |
| Ridgewood Village | 2.72 | 2.66 | 2.67 | 2.49 | 2.46 | Medford Lakes Boro. | 2.39 | 2.43 | 2.42 | 2.40 | 2.31 |
| River Edge Boro. | 2.36 | 2.32 | 2.41 | 2.28 | 2.12 | Moorestown Twp. | 2.24 | 2.31 | 2.32 | 2.42 | 2.31 |
| River Vale Twp. | 2.50 | 2.45 | 2.50 | 2.58 | 2.26 | Mount Holly Twp. | 2.94 | 2.75 | 2.85 | 2.77 | 2.70 |
| Rochelle Park Twp. | 1.47 | 1.53 | 1.52 | 1.49 | 1.46 | Mount Laurel Twp. | 2.28 | 2.25 | 2.26 | 2.21 | 2.04 |
| Rockleigh Boro. | .62 | .72 | .68 | .81 | .79 | New Hanover Twp. | 2.19 | 2.24 | 2.20 | 2.27 | 1.90 |
| Rutherford Boro. | 2.52 | 2.50 | 2.39 | 2.51 | 2.45 | North Hanover Twp. | 1.50 | 1.60 | 1.50 | 1.52 | 1.43 |
| Saddle Brook Twp. | 1.74 | 1.77 | 1.71 | 1.69 | 1.64 | Palmyra Boro. | 2.34 | 2.49 | 2.43 | 2.48 | 2.34 |
| Saddle River Boro. | 1.05 | 1.01 | .99 | .92 | .94 | Pemberton Boro. | 2.53 | 2.76 | 2.63 | 2.95 | 2.59 |
| South Hackensack Twp. | 1.69 | 1.69 | 1.67 | 1.71 | 1.91 | Pemberton Twp. | 2.49 | 2.53 | 2.47 | 2.33 | 2.24 |
| Teaneck Twp. | 3.32 | 3.24 | 3.17 | 2.97 | 2.81 | Riverside Twp. | 2.06 | 2.17 | 2.29 | 2.21 | 2.20 |
| Tenafly Boro. | 2.39 | 2.34 | 2.34 | 2.29 | 2.13 | Riverton Boro. | 2.53 | 2.52 | 2.56 | 2.52 | 2.35 |
| Teterboro Boro. | .91 | 1.00 | 1.00 | 1.05 | .66 | Shamong Twp. | 2.40 | 2.47 | 2.26 | 2.24 | 2.28 |
| Upper Saddle River Boro. | 1.94 | 1.86 | 1.78 | 1.81 | 1.76 | Southampton Twp. | 1.85 | 1.72 | 1.77 | 1.76 | 1.72 |
| Waldwick Boro. | 2.73 | 2.70 | 2.54 | 2.42 | 2.24 | Springfield Twp. | 2.00 | 2.13 | 2.11 | 2.10 | 1.94 |
| Wallington Boro. | 1.69 | 1.82 | 1.98 | 1.97 | 1.82 | Tabernacle Twp. | 2.27 | 2.39 | 2.13 | 2.09 | 2.11 |
| Washington Twp. | 2.49 | 2.35 | 2.31 | 2.25 | 2.13 | Washington Twp. | 2.09 | 1.87 | 1.71 | 2.13 | 1.98 |
| Westwood Boro. | 2.37 | 2.21 | 2.24 | 2.12 | 2.02 | Westampton Twp. | 2.54 | 2.74 | 2.72 | 2.62 | 2.47 |
| Wood-Ridge Boro. | 1.61 | 1.71 | 1.77 | 1.72 | 1.77 | Willingboro Twp. | 3.28 | 3.10 | 2.88 | 2.96 | 2.85 |
| Woodcliff Lake Boro. | 2.42 | 2.35 | 2.21 | 2.14 | 1.98 | Woodland Twp. | 1.75 | 2.07 | 2.60 | 1.54 | 2.40 |
| Wycoff Twp. | 2.07 | 2.02 | 2.06 | 1.95 | 1.83 | Wrightstown Boro. | 2.42 | 2.64 | 2.52 | 2.54 | 2.72 |
| <u>BURLINGTON COUNTY</u> | | | | | | <u>CAMDEN COUNTY</u> | | | | | |
| Bass River Twp. | 2.08 | 2.32 | 2.49 | 2.31 | 2.48 | Audubon Boro | 3.10 | 3.09 | 3.19 | 3.19 | 3.00 |
| Beverly City | 2.48 | 2.66 | 2.87 | 2.70 | 2.55 | Audubon Park Boro. | 4.69 | 5.37 | 5.17 | 5.63 | 6.73 |
| Bordentown City | 2.89 | 2.76 | 2.75 | 2.53 | 2.47 | Barrington Boro. | 3.31 | 3.18 | 3.53 | 3.19 | 3.25 |
| Bordentown Twp. | 2.68 | 2.58 | 2.50 | 2.44 | 2.62 | Bellmawr Boro. | 3.07 | 3.22 | 3.34 | 3.38 | 2.94 |
| Burlington City | 1.00 | 1.08 | 1.08 | 1.16 | 1.31 | Berlin Boro. | 2.68 | 2.70 | 2.86 | 2.84 | 3.01 |
| Burlington Twp. | 2.22 | 2.13 | 2.27 | 1.91 | 2.26 | Berlin Twp. | 2.99 | 3.04 | 3.18 | 3.02 | 3.06 |
| Chesterfield Twp. | 2.39 | 2.25 | 2.20 | 2.14 | 2.18 | Brooklawn Boro. | 2.88 | 2.89 | 3.03 | 2.71 | 2.74 |
| Cinnaminson Twp. | 2.41 | 2.27 | 2.25 | 2.34 | 2.34 | Camden City | 6.31 | 6.32 | 6.32 | 6.62 | 6.09 |
| Delanco Twp. | 2.51 | 2.94 | 2.82 | 2.63 | 2.36 | Cherry Hill Twp. | 2.96 | 3.08 | 3.31 | 3.06 | 2.84 |
| Delran Twp. | 2.32 | 2.40 | 2.38 | 2.45 | 2.37 | Chesilhurst Boro. | 2.92 | 3.23 | 3.19 | 3.31 | 3.39 |
| Eastampton Twp. | 2.69 | 2.69 | 2.77 | 2.68 | 2.72 | Clementon Boro. | 3.45 | 3.52 | 3.37 | 3.23 | 3.19 |
| Edgewater Park Twp. | 2.34 | 2.44 | 2.50 | 2.29 | 2.34 | Collingswood Boro. | 2.97 | 2.86 | 3.09 | 3.04 | 3.08 |
| Evesham Twp. | 2.16 | 2.20 | 2.22 | 2.17 | 2.07 | Gibbsboro Boro. | 2.97 | 2.84 | 2.96 | 2.86 | 2.72 |
| Fieldsboro Boro. | 3.07 | 2.86 | 2.23 | 2.16 | 2.38 | Gloucester City, City | 3.04 | 2.98 | 2.87 | 2.89 | 2.91 |
| Florence Twp. | 2.37 | 2.56 | 2.39 | 2.42 | 2.55 | Gloucester Twp. | 2.94 | 2.92 | 3.11 | 3.07 | 3.08 |

TABLE 11 (Cont'd.)

EQUALIZED PROPERTY TAX RATES

| <u>CAMDEN (Cont'd)</u> | <u>1981</u> | <u>1982</u> | <u>1983</u> | <u>1984</u> | <u>1985</u> | <u>CUMBERLAND COUNTY</u> | <u>1981</u> | <u>1982</u> | <u>1983</u> | <u>1984</u> | <u>1985</u> |
|------------------------|-------------|-------------|-------------|-------------|-------------|--------------------------|-------------|-------------|-------------|-------------|-------------|
| Haddon Twp | 2.82 | 3.10 | 3.02 | 2.87 | 3.02 | Bridgeton City | 3.07 | 4.05 | 3.98 | 3.86 | 3.97 |
| Haddon Heights Boro. | 2.88 | 2.90 | 2.96 | 2.94 | 2.98 | Commercial Twp. | 2.38 | 2.71 | 2.59 | 2.35 | 2.46 |
| Haddonfield Boro. | 2.87 | 2.82 | 2.77 | 2.78 | 2.74 | Deerfield Twp. | 2.35 | 2.41 | 2.38 | 2.80 | 2.62 |
| Hi-Nella Boro. | 4.37 | 3.49 | 2.49 | 2.49 | 2.69 | Downe Twp. | 2.87 | 2.86 | 2.81 | 2.82 | 2.51 |
| Laurel Springs Boro. | 2.90 | 2.76 | 2.83 | 3.16 | 2.99 | Fairfield Twp. | 2.54 | 2.30 | 2.49 | 2.46 | 2.35 |
| Lawnside Boro. | 3.32 | 3.47 | 3.59 | 3.34 | 3.09 | Greenwick Twp. | 3.01 | 2.78 | 2.76 | 2.47 | 2.64 |
| Lindenwold Boro. | 3.01 | 3.00 | 2.98 | 3.04 | 3.14 | Hopewell Twp. | 2.12 | 2.47 | 2.65 | 2.48 | 2.60 |
| Magnolia Boro. | 3.25 | 3.20 | 3.11 | 3.24 | 3.36 | Lawrence Twp. | 3.77 | 3.71 | 2.99 | 2.48 | 2.66 |
| Merchantville Boro. | 3.39 | 3.13 | 3.32 | 3.26 | 3.20 | Maurice River Twp. | 2.71 | 2.46 | 2.47 | 2.79 | 2.93 |
| Mount Ephraim Boro. | 2.97 | 2.80 | 2.76 | 2.84 | 2.79 | Millville City | 2.84 | 2.92 | 2.94 | 2.90 | 2.76 |
| Oaklyn Boro. | 3.16 | 3.10 | 3.05 | 3.07 | 3.04 | Shiloh Boro. | 2.35 | 2.57 | 3.21 | 2.90 | 2.62 |
| Pennsauken Twp. | 3.10 | 3.10 | 3.08 | 2.96 | 3.07 | Stow Creek Twp. | 2.38 | 2.33 | 2.71 | 2.53 | 2.49 |
| Pine Hill Boro. | 2.99 | 3.14 | 3.27 | 3.17 | 3.32 | Upper Deerfield Twp. | 2.06 | 2.07 | 2.06 | 2.15 | 2.27 |
| Pine Valley Boro. | 4.43 | 4.54 | 4.61 | 4.74 | 3.62 | Vineland City | 2.82 | 2.96 | 2.85 | 2.92 | 2.75 |
| Runnemede Boro. | 3.10 | 2.87 | 2.99 | 3.03 | 2.95 | | | | | | |
| | | | | | | <u>ESSEX COUNTY</u> | | | | | |
| Somerdale Boro. | 3.29 | 3.38 | 3.24 | 3.18 | 3.04 | Belleville Twp. | 3.79 | 3.54 | 3.42 | 3.54 | 3.22 |
| Stratford Boro. | 2.64 | 2.81 | 2.82 | 2.79 | 2.69 | Bloomfield Twp. | 3.56 | 3.58 | 3.56 | 3.40 | 3.23 |
| Tavistock Boro. | 2.01 | 1.99 | 1.99 | 2.19 | 2.00 | Caldwell Boro. Twp. | 3.15 | 3.13 | 3.01 | 3.15 | 2.95 |
| Voorhees Twp. | 2.51 | 2.47 | 2.69 | 2.49 | 2.41 | Cedar Grove Twp. | 2.35 | 2.20 | 2.31 | 2.37 | 2.34 |
| Waterford Twp. | 2.72 | 2.84 | 2.81 | 2.89 | 3.25 | East Orange City | 7.27 | 7.66 | 8.07 | 7.82 | 7.14 |
| Winslow Twp. | 2.58 | 2.50 | 2.60 | 2.50 | 2.40 | Essex Fells Twp. | 2.53 | 2.31 | 2.30 | 2.20 | 1.93 |
| Woodlynne Boro. | 4.18 | 4.20 | 4.04 | 4.02 | 3.91 | Fairfield Twp. | 2.40 | 2.53 | 2.39 | 2.12 | 2.14 |
| | | | | | | Glen Ridge Boro. Twp. | 3.88 | 3.85 | 3.79 | 3.71 | 3.35 |
| <u>CAPE MAY COUNTY</u> | | | | | | Irvington Twp. | 4.49 | 4.43 | 4.85 | 4.40 | 4.13 |
| Avalon Boro. | .83 | .83 | .84 | .87 | .89 | Livingston Twp. | 2.60 | 2.36 | 2.44 | 2.22 | 2.08 |
| Cape May City | 1.99 | 1.87 | 1.84 | 1.73 | 1.75 | | | | | | |
| Cape May point Boro. | .84 | .76 | .84 | .80 | .80 | Maplewood Twp. | 3.62 | 3.64 | 3.72 | 3.59 | 3.34 |
| Dennis Twp. | 1.69 | 1.71 | 1.76 | 1.88 | 1.80 | Millburn Twp. | 2.41 | 2.06 | 2.26 | 2.15 | 1.98 |
| Lower Twp. | 1.96 | 1.87 | 1.94 | 1.82 | 1.98 | Montclair Twp. | 3.81 | 3.67 | 3.69 | 3.34 | 3.13 |
| Middle Twp. | 2.10 | 2.13 | 2.17 | 2.16 | 2.12 | Newark City | 5.25 | 4.92 | 5.82 | 5.76 | 4.91 |
| North Wildwood City | 1.72 | 1.52 | 1.62 | 1.78 | 1.72 | North Caldwell Twp. | 2.89 | 2.71 | 2.74 | 2.57 | 2.31 |
| Ocean City, City | 1.21 | 1.18 | 1.35 | 1.31 | 1.38 | Nutley Twp. | 3.17 | 3.32 | 3.35 | 3.31 | 3.13 |
| Sea Isle City, City | 1.03 | 1.11 | 1.14 | 1.25 | 1.25 | Orange City Twp. | 5.88 | 5.81 | 5.97 | 5.39 | 4.91 |
| Stone Harbor Boro. | .88 | .94 | .94 | .91 | .94 | Roseland Boro. | 2.49 | 2.38 | 2.39 | 2.19 | 2.05 |
| Upper Twp. | .50 | .55 | .59 | .61 | .84 | South Orange Vill. Twp. | 4.03 | 3.79 | 3.99 | 3.90 | 3.63 |
| West Cape May Boro. | 1.80 | 1.64 | 1.78 | 1.63 | 1.75 | Verona Twp. | 3.25 | 3.11 | 3.05 | 3.09 | 2.73 |
| West Wildwood Boro. | 1.95 | 1.87 | 1.91 | 1.78 | 1.90 | West Caldwell Twp. | 2.96 | 2.88 | 3.01 | 2.79 | 2.71 |
| Wildwood City | 2.29 | 2.27 | 2.39 | 2.28 | 2.25 | West Orange Twp. | 3.61 | 3.53 | 3.80 | 3.38 | 3.19 |
| Wildwood Crest Boro. | 1.38 | 1.29 | 1.42 | 1.39 | 1.36 | | | | | | |
| Woodbine Boro. | 2.30 | 2.81 | 2.01 | 2.63 | 2.79 | | | | | | |

TABLE 11 (Cont'd.)

EQUALIZED PROPERTY TAX RATES

| <u>GLOUCESTER COUNTY</u> | <u>1981</u> | <u>1982</u> | <u>1983</u> | <u>1984</u> | <u>1985</u> | <u>HUNTERDON (Cont'd)</u> | <u>1981</u> | <u>1982</u> | <u>1983</u> | <u>1984</u> | <u>1985</u> |
|--------------------------|-------------|-------------|-------------|-------------|-------------|---------------------------|-------------|-------------|-------------|-------------|-------------|
| Clayton Boro. | 3.00 | 2.70 | 2.61 | 2.66 | 2.58 | Bloomsbury Boro. | 2.22 | 2.29 | 2.20 | 2.26 | 2.11 |
| Deptford Twp.Boro. | 2.40 | 2.37 | 2.30 | 2.82 | 2.81 | Califon Boro. | 2.59 | 2.61 | 2.62 | 2.53 | 2.31 |
| East Greenwich Twp. | 1.89 | 1.98 | 2.08 | 2.13 | 2.10 | Clinton Town | 2.74 | 2.83 | 2.87 | 2.59 | 2.43 |
| Elk Twp. | 2.19 | 2.25 | 2.02 | 2.09 | 2.09 | Clinton Twp. | 2.36 | 2.22 | 2.03 | 1.93 | 1.70 |
| Franklin Twp. | 2.35 | 2.25 | 2.15 | 2.25 | 2.29 | Delaware Twp. | 2.15 | 1.83 | 2.02 | 2.12 | 2.10 |
| Glassboro Boro. | 2.82 | 2.99 | 3.01 | 3.09 | 3.04 | East Amwell Twp. | 1.89 | 1.91 | 1.86 | 1.86 | 1.87 |
| Greenwich Twp. | 1.79 | 1.54 | 1.81 | 1.59 | 1.67 | Flemington Boro. | 2.25 | 2.40 | 2.12 | 2.45 | 2.18 |
| Harrison Twp. | 2.18 | 2.57 | 2.36 | 2.25 | 2.37 | Franklin Twp. | 2.02 | 2.42 | 2.01 | 1.90 | 1.84 |
| Logan Twp. | 2.05 | 1.97 | 1.99 | 2.07 | 2.09 | Frenchtown Boro. | 2.68 | 2.65 | 2.42 | 2.35 | 2.28 |
| Mantua Twp. | 2.44 | 2.48 | 2.33 | 2.59 | 2.67 | Glen Gardner Boro. | 2.09 | 3.04 | 2.79 | 2.81 | 2.42 |
| Monroe Twp. | 2.12 | 2.14 | 2.30 | 2.29 | 2.56 | Hampton Boro. | 2.71 | 2.93 | 2.81 | 2.55 | 2.54 |
| National Park Boro. | 2.75 | 2.72 | 2.70 | 2.67 | 2.72 | High Bridge Boro. | 2.53 | 2.52 | 2.64 | 2.56 | 2.32 |
| Newfield Boro. | 2.49 | 2.13 | 2.44 | 2.46 | 2.62 | Holland Twp. | .60 | .68 | .70 | .65 | .69 |
| Paulsboro Boro. | 2.52 | 2.34 | 2.31 | 2.15 | 2.81 | Kingwood Twp. | 2.37 | 2.32 | 2.16 | 1.98 | 1.94 |
| Pitman Boro. | 2.58 | 2.67 | 2.72 | 2.67 | 2.66 | Lambertville City | 2.12 | 2.25 | 2.18 | 2.05 | 1.89 |
| South Harrison Twp. | 2.29 | 2.08 | 2.31 | 2.28 | 2.26 | Lebanon Boro. | 2.64 | 2.85 | 2.60 | 2.61 | 2.07 |
| Swedesboro Boro. | 2.84 | 2.56 | 2.51 | 2.51 | 2.30 | Lebanon Twp. | 1.52 | 1.49 | 1.40 | 1.34 | 1.33 |
| Washington Twp. | 2.19 | 2.19 | 2.27 | 2.30 | 2.24 | Milford Boro. | 2.01 | 2.20 | 2.48 | 2.21 | 2.28 |
| Wenonah Boro. | 2.51 | 2.72 | 2.54 | 2.65 | 2.74 | Raritan Twp. | 2.15 | 2.27 | 2.32 | 2.23 | 2.02 |
| West Deptford Twp. | 2.06 | 1.83 | 1.99 | 2.26 | 2.27 | Readington Twp. | 1.99 | 2.19 | 2.06 | 2.08 | 1.95 |
| Westville Boro. | 2.53 | 2.65 | 2.55 | 2.47 | 2.63 | Stockton Boro. | 2.20 | 2.37 | 2.20 | 2.20 | 2.34 |
| Woodbury City | 2.73 | 2.69 | 2.59 | 2.44 | 2.51 | Tewksbury Twp. | 2.09 | 2.14 | 2.09 | 2.17 | 1.94 |
| Woodbury Heights Boro. | 2.27 | 2.31 | 2.27 | 2.45 | 2.50 | Union Twp. | 2.01 | 2.05 | 2.05 | 1.93 | 1.82 |
| Woolwich Twp. | 2.25 | 2.63 | 2.07 | 2.36 | 2.38 | West Amwell Twp. | 2.00 | 2.37 | 2.36 | 2.36 | 2.20 |
| <u>HUDSON COUNTY</u> | | | | | | <u>MERCER COUNTY</u> | | | | | |
| Bayonne City | 4.26 | 4.27 | 3.99 | 3.82 | 3.43 | East Windsor Twp. | 2.95 | 3.01 | 2.80 | 2.79 | 2.69 |
| East Newark Boro. | 3.79 | 3.83 | 3.81 | 3.41 | 3.00 | Ewing Twp. | 2.82 | 2.63 | 2.74 | 2.67 | 2.56 |
| Guttenberg Town | 3.11 | 3.08 | 2.37 | 2.46 | 2.07 | Hamilton Twp. | 2.66 | 2.79 | 2.60 | 2.60 | 2.43 |
| Harrison Town | 2.88 | 2.45 | 2.78 | 2.71 | 2.36 | Hightstown Boro. | 3.06 | 3.25 | 3.35 | 3.02 | 3.04 |
| Hoboken City | 5.61 | 4.83 | 5.14 | 3.82 | 2.76 | Hopewell Boro. | 2.45 | 2.47 | 2.32 | 2.24 | 2.06 |
| Jersey City, City | 5.87 | 5.70 | 6.04 | 4.93 | 4.47 | Hopewell Twp. | 2.34 | 2.30 | 2.21 | 2.22 | 2.06 |
| Kearny Town | 2.99 | 3.03 | 2.78 | 2.52 | 2.45 | Lawrence Twp. | 2.38 | 2.25 | 2.35 | 2.16 | 2.06 |
| North Bergen Twp. | 3.99 | 3.77 | 3.67 | 3.90 | 4.24 | Pennington Boro. | 2.26 | 2.37 | 2.28 | 2.25 | 2.01 |
| Secaucus Town | 2.45 | 2.65 | 2.47 | 2.47 | 2.21 | Princeton Boro. | 2.26 | 2.25 | 2.18 | 1.97 | 1.95 |
| Union City, City | 6.39 | 6.39 | 5.75 | 5.38 | 4.26 | Princeton Twp. | 2.04 | 2.14 | 2.01 | 2.00 | 1.82 |
| Weehawken Twp. | 4.23 | 5.60 | 4.41 | 3.96 | 2.69 | Trenton City | 5.42 | 5.52 | 5.34 | 5.14 | 4.70 |
| West New York Town | 5.19 | 5.53 | 5.19 | 5.35 | 4.51 | Washington Twp. | 1.98 | 2.15 | 2.16 | 2.06 | 1.80 |
| <u>HUNTERDON COUNTY</u> | | | | | | West Windsor Twp. | 2.45 | 2.49 | 2.32 | 2.44 | 2.22 |
| Alexandria Twp. | 2.19 | 2.53 | 2.39 | 2.24 | 2.18 | | | | | | |
| Bethlehem Twp. | 2.49 | 2.28 | 2.50 | 2.40 | 2.21 | | | | | | |

TABLE 11 (Cont'd.)

EQUALIZED PROPERTY TAX RATES

| <u>MIDDLESEX COUNTY</u> | <u>1981</u> | <u>1982</u> | <u>1983</u> | <u>1984</u> | <u>1985</u> | <u>MONMOUTH (Cont'd)</u> | <u>1981</u> | <u>1982</u> | <u>1983</u> | <u>1984</u> | <u>1985</u> |
|--------------------------|-------------|-------------|-------------|-------------|-------------|---------------------------|-------------|-------------|-------------|-------------|-------------|
| Carteret Boro. | 2.78 | 2.99 | 2.87 | 2.73 | 2.62 | Fair Haven Boro. | 2.54 | 2.57 | 2.54 | 2.49 | 2.37 |
| Cranbury Twp. | 1.56 | 1.51 | 1.69 | 1.60 | 1.68 | Farmingdale Boro. | 2.42 | 2.88 | 2.85 | 2.58 | 2.50 |
| Dunellen Boro. | 2.91 | 2.88 | 2.79 | 2.76 | 2.56 | Freehold Boro. | 2.73 | 2.59 | 2.66 | 2.81 | 2.43 |
| East Brunswick Twp. | 2.73 | 2.70 | 2.74 | 2.76 | 2.72 | Freehold Twp. | 2.29 | 2.39 | 2.49 | 2.34 | 2.18 |
| Edison Twp. | 2.30 | 2.31 | 2.30 | 2.26 | 2.00 | Hazlet Twp. | 2.36 | 2.52 | 2.58 | 2.51 | 2.41 |
| Helmetta Boro. | 2.91 | 2.87 | 2.39 | 2.36 | 2.45 | Highlands Boro. | 2.82 | 2.73 | 2.87 | 2.74 | 2.46 |
| Highland Park Boro. | 3.28 | 3.62 | 3.60 | 3.41 | 3.00 | Holmdel Twp. | 1.77 | 2.01 | 1.90 | 1.26 | 1.48 |
| Jamesburg Boro. | 2.74 | 2.73 | 2.87 | 2.67 | 2.75 | Howell Twp. | 2.44 | 2.36 | 2.22 | 2.22 | 2.12 |
| Metuchen Boro. | 2.75 | 2.80 | 2.83 | 2.78 | 2.60 | Interlaken Boro. | 1.36 | 1.64 | 1.54 | 1.41 | 1.50 |
| Middlesex Boro. | 2.56 | 2.70 | 2.74 | 2.83 | 2.74 | Keansburg Boro. | 2.84 | 2.85 | 3.43 | 3.17 | 3.09 |
| Milltown Boro. | 2.08 | 2.24 | 2.36 | 2.29 | 2.15 | Keyport Boro. | 3.64 | 2.86 | 2.68 | 2.67 | 2.58 |
| Monroe Twp. | 2.05 | 2.09 | 1.89 | 1.86 | 1.81 | Little Silver Boro. | 2.58 | 2.53 | 2.59 | 2.54 | 2.33 |
| New Brunswick City | 3.38 | 3.26 | 3.39 | 3.45 | 3.10 | Loch Arbour Village | 3.00 | 2.84 | 2.90 | 2.92 | 2.83 |
| North Brunswick Twp. | 2.32 | 2.32 | 2.32 | 2.29 | 2.06 | Long Branch City | 2.97 | 2.98 | 3.06 | 3.00 | 2.76 |
| Old Bridge Twp. | 3.10 | 2.87 | 2.82 | 3.10 | 2.73 | Manalapan Twp. | 2.26 | 2.25 | 2.51 | 2.37 | 2.21 |
| Perth Amboy City | 2.92 | 2.72 | 3.68 | 3.08 | 2.60 | Manasquan Boro. | 1.94 | 1.88 | 1.79 | 1.76 | 1.67 |
| Piscataway Twp. | 2.12 | 2.18 | 2.32 | 2.37 | 2.39 | Marlboro Twp. | 2.39 | 2.28 | 2.47 | 2.33 | 2.09 |
| Plainsboro Twp. | 1.63 | 1.65 | 1.84 | 1.61 | 1.67 | Matawan Boro. | 2.88 | 2.93 | 2.74 | 2.72 | 2.72 |
| Sayreville Boro. | 1.81 | 1.76 | 2.13 | 2.10 | 1.94 | Middletown Twp. | 2.41 | 2.38 | 2.47 | 2.31 | 2.10 |
| South Amboy City | 2.16 | 2.02 | 2.16 | 2.14 | 1.91 | Millstone Twp. | 2.06 | 2.23 | 2.36 | 2.23 | 2.06 |
| South Brunswick Twp. | 2.50 | 2.43 | 2.71 | 2.59 | 2.35 | Monmouth Beach Boro. | 2.23 | 2.37 | 2.18 | 2.03 | 1.88 |
| South Plainfield Boro. | 2.39 | 2.42 | 2.70 | 2.74 | 2.58 | Neptune Twp. | 2.59 | 2.59 | 2.49 | 2.53 | 2.41 |
| South River Boro. | 2.85 | 2.78 | 2.98 | 2.91 | 3.00 | Neptune City, Boro. | 2.58 | 2.34 | 2.43 | 2.62 | 2.44 |
| Spotswood Boro. | 2.91 | 2.91 | 3.17 | 2.97 | 2.84 | Ocean Twp. | 2.64 | 2.72 | 2.74 | 2.70 | 2.52 |
| Woodbridge Twp. | 2.34 | 2.51 | 2.41 | 2.53 | 2.43 | Oceanport Boro. | 2.09 | 2.29 | 2.26 | 2.31 | 2.23 |
| <u>MONMOUTH COUNTY</u> | | | | | | Red Bank Boro. | 3.21 | 3.08 | 2.89 | 2.72 | 2.68 |
| Aberdeen Twp. | 2.84 | 2.81 | 3.04 | 2.88 | 2.77 | Roosevelt Boro. | 3.26 | 2.84 | 3.03 | 3.09 | 2.74 |
| Allenhurst Boro. | 1.31 | 1.51 | 1.50 | 1.01 | 1.08 | Rumson Boro. | 2.32 | 2.28 | 2.30 | 2.17 | 2.11 |
| Allentown Boro. | 2.97 | 2.86 | 2.75 | 2.86 | 2.58 | Sea Bright Boro. | 2.22 | 2.37 | 2.42 | 2.15 | 1.88 |
| Asbury Park City | 5.66 | 5.50 | 6.22 | 5.75 | 4.90 | Sea Girt Boro. | 1.52 | 1.42 | 1.35 | 1.34 | 1.25 |
| Atlantic Highlands Boro. | 2.84 | 2.87 | 2.72 | 2.78 | 2.61 | Shrewsbury Boro. | 2.65 | 2.73 | 2.74 | 2.81 | 2.31 |
| Avon-By-The Sea Boro. | 1.96 | 1.83 | 2.06 | 1.77 | 1.78 | Shrewsbury Twp. | 3.90 | 5.02 | 5.22 | 5.89 | 5.52 |
| Belmar Boro. | 2.39 | 2.42 | 2.19 | 2.09 | 2.02 | South Belmar Boro. | 2.96 | 3.19 | 3.01 | 2.81 | 2.56 |
| Bradley Beach Boro. | 3.36 | 3.50 | 3.33 | 2.86 | 2.66 | Spring Lake Boro. | 1.61 | 1.51 | 1.51 | 1.43 | 1.31 |
| Brielle Boro. | 2.01 | 1.94 | 1.96 | 1.82 | 1.83 | Spring Lake Heights Boro. | 2.02 | 2.13 | 2.15 | 1.95 | 1.81 |
| Colts Neck Twp. | 1.98 | 2.05 | 2.02 | 1.93 | 1.80 | Tinton Falls Boro. | 3.03 | 3.34 | 3.03 | 3.10 | 2.60 |
| Deal Boro. | 1.35 | 1.31 | 1.34 | 1.26 | 1.16 | Union Beach Boro. | 2.43 | 2.89 | 2.70 | 2.97 | 2.77 |
| Eatontown Boro. | 2.81 | 2.88 | 2.82 | 2.69 | 2.60 | Upper Freehold Twp. | 2.25 | 2.29 | 2.51 | 2.28 | 2.06 |
| Englishtown Boro. | 2.81 | 2.62 | 2.59 | 2.68 | 2.67 | Wall Twp. | 2.06 | 2.21 | 2.16 | 2.10 | 1.97 |
| | | | | | | West Long Branch Boro. | 2.16 | 2.39 | 2.44 | 2.26 | 2.22 |

TABLE 11 (Cont'd.)

EQUALIZED PROPERTY TAX RATES

| <u>MORRIS COUNTY</u> | <u>1981</u> | <u>1982</u> | <u>1983</u> | <u>1984</u> | <u>1985</u> | <u>OCEAN COUNTY</u> | <u>1981</u> | <u>1982</u> | <u>1983</u> | <u>1984</u> | <u>1985</u> |
|----------------------------|-------------|-------------|-------------|-------------|-------------|----------------------------|-------------|-------------|-------------|-------------|-------------|
| Boonton Town | 2.54 | 2.71 | 2.68 | 2.55 | 2.34 | Barnegat Twp. | 2.90 | 2.77 | 2.71 | 2.57 | 2.44 |
| Boonton Twp. | 1.57 | 1.64 | 1.61 | 1.68 | 1.44 | Barnegat Light Boro. | 1.04 | .93 | .94 | .95 | .86 |
| Butler Boro. | 2.31 | 2.32 | 2.41 | 2.45 | 2.60 | Bay Head Boro. | 1.29 | 1.14 | 1.19 | 1.17 | 1.17 |
| Chatham Boro. | 2.13 | 2.14 | 2.15 | 2.01 | 1.93 | Beach Haven Boro. | 1.28 | 1.16 | 1.22 | 1.18 | 1.15 |
| Chatham Twp. | 2.15 | 2.11 | 2.03 | 1.93 | 1.84 | Beachwood Boro. | 2.62 | 2.62 | 2.58 | 2.58 | 2.49 |
| Chester Boro. | 2.40 | 2.54 | 2.33 | 2.23 | 2.39 | Berkeley Twp. | 1.83 | 1.91 | 1.89 | 1.82 | 1.78 |
| Chester Twp. | 2.37 | 2.34 | 2.37 | 2.45 | 2.19 | Brick Twp. | 2.00 | 2.03 | 2.06 | 2.12 | 1.90 |
| Denville Twp. | 2.05 | 2.21 | 2.26 | 2.20 | 2.02 | Dover Twp. | 2.37 | 2.36 | 2.38 | 2.28 | 2.29 |
| Dover Town | 2.46 | 2.68 | 2.36 | 2.41 | 2.38 | Eagleswood Twp. | 1.98 | 2.11 | 2.08 | 2.37 | 2.08 |
| East Hanover Twp. | 1.71 | 1.81 | 1.71 | 1.62 | 1.55 | Harvey Cedars Boro. | 1.10 | 1.06 | .98 | 1.02 | .96 |
| Florham Park Boro. | 1.80 | 1.55 | 1.58 | 1.53 | 1.38 | Island Heights Boro. | 2.56 | 2.16 | 2.05 | 2.17 | 2.09 |
| Hanover Twp. | 1.95 | 1.42 | 1.53 | 1.47 | 1.45 | Jackson Twp. | 2.57 | 2.59 | 2.78 | 2.67 | 2.56 |
| Harding Twp. | 1.29 | 1.19 | .99 | .99 | .92 | Lacey Twp. | 2.06 | 1.82 | 1.64 | 1.51 | 1.49 |
| Jefferson Twp. | 2.25 | 2.17 | 2.14 | 2.09 | 2.04 | Lakehurst Boro. | 2.89 | 2.94 | 2.67 | 3.19 | 2.97 |
| Kinnelon Boro. | 2.20 | 2.21 | 2.26 | 2.29 | 2.25 | Lakewood Twp. | 2.66 | 2.57 | 2.60 | 2.72 | 2.76 |
| Linclon Park Boro. | 3.06 | 3.08 | 2.83 | 2.65 | 2.36 | Lavallette Boro. | 1.02 | 1.05 | 1.11 | 1.13 | 1.08 |
| Madison Boro. | 2.33 | 2.29 | 2.12 | 2.05 | 1.90 | Little Egg Harbor Twp. | 2.12 | 2.34 | 2.51 | 2.58 | 2.48 |
| Mendham Boro. | 2.26 | 2.20 | 2.09 | 2.01 | 1.94 | Long Beach Twp. | 1.01 | .95 | .93 | .94 | .89 |
| Mendham Twp. | 2.04 | 2.14 | 2.14 | 2.12 | 1.92 | Manchester Twp. | 1.65 | 1.73 | 1.86 | 1.84 | 1.77 |
| Mine Hill Twp. | 2.45 | 2.48 | 2.61 | 2.62 | 2.53 | Montoloking Boro. | .95 | .79 | .81 | .74 | .64 |
| Montville Twp. | 1.99 | 1.92 | 1.90 | 1.83 | 1.70 | Ocean Twp. | 2.42 | 2.29 | 2.17 | 2.16 | 2.15 |
| Morris Twp. | 1.92 | 1.95 | 1.95 | 1.85 | 1.68 | Ocean Gate Boro. | 2.31 | 2.32 | 2.31 | 2.34 | 2.28 |
| Morris Plains Boro. | 1.72 | 1.83 | 1.92 | 1.96 | 1.93 | Pine Beach Boro. | 2.44 | 2.39 | 2.56 | 2.53 | 2.46 |
| Morristown Town | 2.59 | 2.54 | 2.33 | 2.07 | 2.13 | Plumsted Twp. | 1.69 | 1.80 | 1.82 | 2.03 | 1.94 |
| Mount Arlington Boro. | 2.43 | 2.46 | 2.40 | 2.46 | 2.30 | Point Pleasant Boro. | 2.07 | 2.03 | 2.08 | 2.03 | 1.93 |
| Mount Olive Twp. | 2.23 | 2.16 | 2.32 | 2.39 | 2.23 | Point Pleasant Beach Boro. | 2.05 | 1.89 | 1.86 | 1.72 | 1.54 |
| Mountain Lakes Boro. | 2.71 | 2.71 | 2.68 | 2.65 | 2.46 | Seaside Heights Boro. | 1.75 | 1.98 | 1.79 | 1.69 | 1.55 |
| Netcong Boro. | 2.02 | 2.32 | 2.28 | 2.32 | 2.38 | Seaside Park Boro. | 1.54 | 1.62 | 1.70 | 1.61 | 1.49 |
| Parsippany-Troy Hills Twp. | 2.14 | 2.07 | 2.29 | 2.02 | 1.88 | Ship Bottom Boro. | 1.24 | 1.17 | 1.12 | 1.19 | 1.10 |
| Passaic Twp. | 2.12 | 2.12 | 2.20 | 2.04 | 1.95 | South Toms River Boro. | 2.67 | 2.44 | 2.44 | 2.65 | 2.58 |
| Pequannock Twp. | 2.35 | 2.49 | 2.52 | 2.51 | 2.40 | Stafford Twp. | 1.28 | 1.31 | 1.69 | 1.81 | 1.65 |
| Randolph Twp. | 2.67 | 2.76 | 2.81 | 2.67 | 2.41 | Surf City Boro. | 1.06 | .94 | .95 | 1.01 | .93 |
| Riverdale Boro. | 2.22 | 2.18 | 2.35 | 2.38 | 2.16 | Tuckerton Boro. | 2.13 | 2.11 | 2.67 | 2.52 | 2.29 |
| Rockaway Boro. | 2.18 | 2.26 | 2.36 | 2.36 | 2.24 | | | | | | |
| Rockaway Twp. | 2.64 | 2.77 | 2.63 | 2.55 | 2.42 | <u>PASSAIC COUNTY</u> | | | | | |
| Roxbury Twp. | 2.37 | 2.36 | 2.40 | 2.32 | 2.26 | Bloomington Boro. | 2.78 | 2.77 | 2.68 | 2.68 | 2.74 |
| Victory Gardens Boro. | 2.42 | 2.51 | 2.34 | 2.54 | 2.18 | Clifton City | 1.93 | 1.83 | 1.90 | 1.96 | 1.84 |
| Washington Twp. | 2.15 | 2.25 | 2.31 | 2.21 | 2.08 | Haledon Boro. | 2.38 | 2.14 | 2.18 | 2.18 | 2.12 |
| Wharton Boro. | 2.30 | 2.53 | 2.62 | 2.42 | 2.32 | Hawthorne Boro. | 2.27 | 2.16 | 2.15 | 2.23 | 2.14 |
| | | | | | | Little Falls Twp. | 1.91 | 1.92 | 1.94 | 1.97 | 1.81 |

TABLE 11 (Cont'd.)

EQUALIZED PROPERTY TAX RATES

| <u>PASSAIC (Cont'd)</u> | <u>1981</u> | <u>1982</u> | <u>1983</u> | <u>1984</u> | <u>1985</u> | <u>SOMERSET (Cont'd)</u> | <u>1981</u> | <u>1982</u> | <u>1983</u> | <u>1984</u> | <u>1985</u> |
|---------------------------|-------------|-------------|-------------|-------------|-------------|--------------------------|-------------|-------------|-------------|-------------|-------------|
| North Haledon Boro. | 2.39 | 2.31 | 2.24 | 2.15 | 2.06 | Manville Boro. | 2.45 | 2.60 | 2.75 | 2.72 | 2.66 |
| Passaic City | 3.99 | 4.06 | 5.11 | 4.51 | 3.51 | Millstone Boro. | 1.79 | 1.93 | 1.84 | 1.76 | 1.56 |
| Paterson City | 3.57 | 4.72 | 4.54 | 4.32 | 4.05 | Montgomery Twp. | 2.14 | 2.03 | 2.07 | 1.86 | 1.92 |
| Pompton Lakes Boro. | 2.95 | 2.85 | 2.89 | 2.69 | 2.57 | North Plainfield Boro. | 2.81 | 2.74 | 2.81 | 2.72 | 2.69 |
| Prospect Park Boro. | 2.38 | 2.44 | 2.42 | 2.46 | 2.38 | Peapack-Gladstone Boro. | 1.83 | 1.64 | 1.42 | 1.21 | .99 |
| Ringwood Boro. | 2.65 | 2.63 | 2.80 | 2.68 | 2.67 | Raritan Boro. | 2.34 | 2.60 | 2.67 | 2.57 | 2.43 |
| Totowa Boro. | 1.63 | 1.74 | 1.71 | 1.51 | 1.69 | Rocky Hill Boro. | 1.52 | 1.58 | 1.50 | 1.38 | 1.27 |
| Wanaque Boro. | 2.55 | 2.40 | 2.64 | 2.56 | 2.38 | Somerville Boro. | 2.99 | 3.01 | 2.84 | 2.94 | 2.74 |
| Wayne Twp. | 2.27 | 2.23 | 2.33 | 2.51 | 2.21 | South Bound Brook Boro. | 2.51 | 2.67 | 2.76 | 2.71 | 2.60 |
| West Milford Twp. | 2.67 | 2.71 | 2.74 | 2.70 | 2.74 | Warren Twp. | 2.10 | 2.08 | 2.13 | 1.95 | 1.81 |
| West Paterson Boro. | 2.17 | 2.37 | 2.26 | 2.16 | 2.06 | Watchung Boro. | 1.87 | 1.94 | 1.93 | 1.88 | 1.72 |
| <u>SALEM COUNTY</u> | | | | | | <u>SUSSEX COUNTY</u> | | | | | |
| Alloway Twp. | 2.22 | 2.15 | 2.19 | 2.17 | 2.13 | Andover Boro. | 2.24 | 1.97 | 2.44 | 2.03 | 2.21 |
| Carneys Point Twp. | 2.95 | 2.67 | 2.58 | 2.48 | 2.62 | Andover Twp. | 2.28 | 2.31 | 2.47 | 2.51 | 2.42 |
| Elmer Boro. | 2.46 | 2.63 | 2.51 | 2.28 | 2.37 | Branchville Boro. | 1.95 | 1.73 | 1.63 | 1.74 | 1.76 |
| Elsinboro Twp. | 2.33 | 2.14 | 1.92 | 1.85 | 2.03 | Byram Twp. | 2.47 | 2.73 | 2.74 | 2.64 | 2.39 |
| Lower Alloways Creek Twp. | .69 | .88 | .75 | .76 | .76 | Frankford Twp. | 2.57 | 2.61 | 2.57 | 2.57 | 2.33 |
| Mannington Twp. | 2.41 | 2.33 | 2.60 | 2.29 | 2.49 | Franklin Boro. | 2.59 | 2.66 | 3.15 | 3.14 | 2.84 |
| Oldmans Twp. | 2.08 | 2.36 | 2.53 | 2.32 | 2.23 | Fredon Twp. | 2.37 | 2.47 | 2.50 | 2.52 | 2.30 |
| Penns Grove Boro. | 3.75 | 3.83 | 3.38 | 3.37 | 3.53 | Green Twp. | 2.44 | 2.49 | 2.55 | 2.50 | 2.32 |
| Pennsville Twp. | 2.43 | 2.49 | 2.21 | 2.09 | 2.39 | Hamburg Boro. | 2.70 | 2.79 | 3.37 | 3.16 | 2.58 |
| Pilesgrove Twp. | 2.32 | 2.08 | 2.17 | 2.20 | 2.09 | Hampton Twp. | 2.40 | 2.71 | 2.69 | 2.53 | 2.43 |
| Pittsgrove Twp. | 2.35 | 2.26 | 2.17 | 2.10 | 2.17 | Hardyston Twp. | 2.57 | 2.49 | 2.54 | 2.80 | 2.53 |
| Quinton Twp. | 2.22 | 2.24 | 2.27 | 2.22 | 2.15 | Hopatcong Boro. | 2.77 | 2.63 | 2.53 | 2.46 | 2.41 |
| Salem City | 3.06 | 3.16 | 2.96 | 3.31 | 2.83 | Lafayette Twp. | 2.36 | 2.38 | 2.40 | 2.43 | 2.43 |
| Upper Pittsgrove Twp. | 2.10 | 2.30 | 2.05 | 2.04 | 2.14 | Montague Twp. | 1.58 | 1.87 | 1.72 | 1.68 | 1.67 |
| Woodstown Boro. | 2.65 | 2.72 | 2.92 | 2.82 | 2.81 | Newton Town | 2.52 | 2.44 | 2.60 | 2.53 | 2.42 |
| <u>SOMERSET COUNTY</u> | | | | | | Ogdensburg Boro. | 2.83 | 2.75 | 3.05 | 3.19 | 2.77 |
| Bedminster Twp. | 1.13 | 1.02 | 1.16 | 1.07 | 1.17 | Sandyston Twp. | 2.12 | 2.03 | 2.18 | 2.11 | 1.99 |
| Bernards Twp. | 1.81 | 1.93 | 1.95 | 2.03 | 1.86 | Sparta Twp. | 2.52 | 2.59 | 2.63 | 2.53 | 2.32 |
| Bernardsville Boro. | 1.73 | 1.78 | 1.74 | 1.67 | 1.55 | Stanhope Boro. | 2.47 | 2.63 | 2.67 | 2.64 | 2.56 |
| Bound Brook Boro. | 2.57 | 2.60 | 2.68 | 2.44 | 2.41 | Stillwater Twp. | 2.46 | 2.40 | 2.37 | 2.47 | 2.53 |
| Branchburg Twp. | 1.93 | 1.85 | 1.85 | 2.05 | 1.86 | Sussex Boro. | 2.65 | 2.88 | 2.77 | 2.57 | 2.34 |
| Bridgewater Twp. | 2.25 | 2.23 | 2.24 | 2.33 | 2.22 | Vernon Twp. | 2.26 | 2.26 | 2.39 | 2.35 | 2.19 |
| Far Hills Boro. | 1.10 | 1.30 | 1.45 | 1.39 | 1.30 | Walpack Twp. | .69 | .74 | .74 | .62 | .75 |
| Franklin Twp. | 2.55 | 2.60 | 2.61 | 2.47 | 2.36 | Wantage Twp. | 2.40 | 2.61 | 2.57 | 2.47 | 2.29 |
| Green Brook Twp. | 2.52 | 2.35 | 2.37 | 2.30 | 2.18 | | | | | | |
| Hillsborough Twp. | 2.11 | 2.04 | 2.31 | 2.31 | 2.18 | | | | | | |

TABLE 11 (Cont'd.)

EQUALIZED PROPERTY TAX RATES

| UNION COUNTY | 1981 | 1982 | 1983 | 1984 | 1985 | WARREN COUNTY | 1981 | 1982 | 1983 | 1984 | 1985 |
|-----------------------|-------|-------|-------|-------|-------|--------------------|------|------|------|------|------|
| Berkeley Heights Twp. | 1.86 | 1.98 | 2.01 | 2.09 | 1.95 | Allamuchy Twp. | 1.66 | 1.75 | 1.76 | 1.92 | 1.75 |
| Clark Twp. | 2.59 | 2.28 | 2.36 | 2.20 | 2.16 | Alpha Boro. | 2.08 | 2.19 | 2.25 | 2.40 | 2.18 |
| Cranford Twp. | 2.54 | 2.52 | 2.58 | 2.55 | 2.39 | Belvidere Town | 2.43 | 2.93 | 2.94 | 2.83 | 2.77 |
| Elizabeth City | 3.45 | 3.63 | 3.50 | 3.26 | 2.91 | Blairstown Twp. | .54 | .55 | .64 | .60 | .71 |
| Fanwood Boro. | 2.75 | 2.87 | 2.73 | 2.73 | 2.60 | Franklin Twp. | 2.04 | 2.17 | 2.19 | 2.15 | 2.17 |
| Garwood Boro. | 2.64 | 2.49 | 2.42 | 2.50 | 2.40 | Frelinghuysen Twp. | 2.08 | 2.20 | 2.21 | 2.19 | 2.14 |
| Hillside Twp. | 3.26 | 3.32 | 3.17 | 3.09 | 2.97 | Greenwich Twp. | 2.03 | 2.19 | 2.17 | 2.12 | 2.24 |
| Kenilworth Boro. | 2.09 | 2.00 | 1.92 | 2.08 | 1.91 | Hackettstown Town | 2.49 | 2.45 | 2.83 | 2.64 | 2.49 |
| Linden City | 1.59 | 1.51 | 1.53 | 1.49 | 1.51 | Hardwick Twp. | 2.20 | 1.96 | 2.02 | 1.95 | 2.25 |
| Mountainside Boro. | 2.09 | 2.02 | 1.94 | 1.95 | 1.91 | Harmony Twp. | 2.18 | 2.20 | 2.03 | 2.13 | 2.14 |
| New Providence Boro. | 2.35 | 2.58 | 2.45 | 2.55 | 2.23 | Hope Twp. | 1.92 | 1.84 | 2.16 | 2.14 | 2.19 |
| Plainfield City | 3.64 | 3.61 | 3.51 | 3.40 | 3.22 | Independence Twp. | 2.10 | 2.26 | 2.19 | 2.15 | 2.14 |
| Rahway City | 3.08 | 3.23 | 2.94 | 2.96 | 2.84 | Knowlton Twp. | 2.24 | 2.07 | 2.07 | 2.19 | 2.27 |
| Roselle Boro. | 2.92 | 2.98 | 3.09 | 3.14 | 3.05 | Liberty Twp. | 2.15 | 2.24 | 2.26 | 2.24 | 2.40 |
| Roselle Park Boro. | 2.74 | 2.77 | 3.00 | 2.88 | 2.81 | Lopatcong Twp. | 2.06 | 2.24 | 2.20 | 2.28 | 2.18 |
| Scotch Plains Twp. | 2.57 | 2.56 | 2.66 | 2.56 | 2.43 | Mansfield Twp. | 2.26 | 2.30 | 2.23 | 2.14 | 2.25 |
| Springfield Twp. | 2.32 | 2.38 | 2.36 | 2.26 | 2.13 | Oxford Twp. | 2.41 | 2.56 | 2.90 | 2.75 | 2.76 |
| Summit City | 1.92 | 1.83 | 1.85 | 1.90 | 1.78 | Pahaquarry Twp. | .55 | .59 | .64 | .67 | 2.67 |
| Union Twp. | 2.14 | 2.13 | 2.23 | 2.22 | 2.12 | Phillipsburg Town | 2.63 | 2.75 | 2.87 | 2.91 | 2.79 |
| Westfield Town | 2.38 | 2.37 | 2.39 | 2.38 | 2.23 | Pohatcong Twp. | 1.98 | 2.10 | 2.25 | 2.21 | 2.10 |
| Winfield Twp. | 10.02 | 10.83 | 12.14 | 12.06 | 11.82 | Washington Boro. | 2.50 | 2.74 | 2.70 | 3.09 | 2.82 |
| | | | | | | Washington Twp. | 2.24 | 2.24 | 2.42 | 2.34 | 2.23 |
| | | | | | | White Twp. | 1.62 | 1.71 | 1.85 | 1.94 | 1.74 |

TABLE 12: FINANCES OF MUNICIPALLY OPERATED UTILITIES

This table reports the revenues and expenditures of municipally operated utilities in summary since 1979 and in detail for 1985. These operations are independent of the municipality and are not shown in the municipal data on the preceding pages.

| Utility Type Codes: 1-Water 2-Sewer 3-Airport 4-Beach Front 5-Water & Sewer 6-Harbor 7-Electric 8-Parking 9-Swimming Pool | | SURPLUS ANTICIPATED | OPERATING INCOME | FROM PROPERTY TAXES | SURPLUS TO MUNICIPALITY | OPERATING COSTS | DEBT SERVICE | CAPITAL IMPROVEMENTS | TOTAL REVENUE | TOTAL EXPENDITURES |
|---|---|------------------------|---------------------|------------------------|----------------------------|--------------------|-----------------|-------------------------|------------------|-----------------------|
| Absecon City | 2 | 39,392.91 | 528,022.25 | | | 297,546.06 | 238,855.00 | 20,000.00 | 567,415.16 | 556,401.06 |
| Atlantic City City | 1 | | 56,262.50 | | | | 51,555.00 | | 56,262.50 | 51,555.00 |
| Atlantic City City | 3 | | 1,929,253.07 | | | 1,599,581.67 | | 1,255,300.40 | 1,929,253.07 | 2,854,882.07 |
| Brigantine City | 5 | 176,188.28 | 2,083,281.28 | | | 1,647,238.26 | 484,456.02 | 46,265.14 | 2,259,469.56 | 2,177,959.42 |
| Egg Harbor City | 5 | 25,678.54 | 359,958.87 | | | 258,436.78 | 47,513.56 | | 385,637.41 | 305,950.34 |
| Galloway Township | 2 | 450,000.00 | 1,007,814.53 | | | 437,571.00 | 391,779.16 | 372,629.00 | 1,457,814.53 | 1,201,979.16 |
| Hammonton Township | 1 | 96,159.00 | 543,100.51 | | | 369,700.00 | 185,876.51 | 100,000.00 | 639,259.51 | 655,576.51 |
| Hammonton Township | 2 | 88,473.54 | 564,425.90 | | | 482,000.00 | 137,852.34 | 35,000.00 | 652,899.44 | 654,852.34 |
| Margate City City | 5 | 180,342.00 | 1,401,744.82 | | | 1,589,940.75 | 10,401.25 | | 1,582,086.82 | 1,600,342.00 |
| Pleasantville City | 2 | 184,825.62 | 1,143,384.47 | | | 977,404.78 | 253,014.88 | | 1,328,210.09 | 1,230,419.66 |
| Ventnor City City | 5 | 133,820.00 | 1,589,165.27 | | | 1,545,396.46 | 63,423.78 | 100,000.00 | 1,722,985.27 | 1,708,820.24 |
| Atlendale Borough | 1 | 248,500.00 | 404,146.20 | | | 321,200.00 | 18,190.00 | 264,110.00 | 652,646.20 | 603,500.00 |
| Cresskill Borough | 9 | 25,000.00 | 133,457.59 | | | 139,900.00 | | | 158,457.59 | 139,900.00 |
| Elmwood Park Borough | 1 | | 811,777.52 | | | 727,788.09 | 103,211.91 | | 811,777.52 | 831,000.00 |
| Emerson Borough | 2 | | 293,215.51 | | | 269,809.92 | | | 293,215.51 | 269,809.92 |
| * Englewood City | 0 | | 12,030.00 | 32,806.90 | | 51,231.00 | | | 44,836.90 | 51,231.00 |
| Fair Lawn Borough | 1 | 274,000.00 | 1,859,306.98 | | | 2,224,969.27 | | 194,000.00 | 2,133,306.98 | 2,418,969.27 |
| Garfield City | 1 | 100,000.00 | 957,510.36 | | | 960,004.02 | 125,000.00 | 20,000.00 | 1,057,510.36 | 1,105,004.02 |
| Hackensack City | 8 | | 657,503.60 | | | 264,850.99 | 189,837.14 | | 657,503.60 | 454,688.13 |
| Hillsdale Borough | 9 | 15,112.25 | 289,912.25 | | | 132,493.20 | 158,179.05 | 26,000.00 | 305,024.50 | 316,672.25 |
| Ho-Ho-Kus Borough | 1 | 102,000.00 | 287,360.20 | | | 257,900.00 | 50,530.67 | 82,000.00 | 389,360.20 | 390,430.67 |
| Leonia Borough | 9 | 43,400.00 | 129,866.23 | | | 96,900.00 | 56,500.00 | 15,000.00 | 173,266.23 | 168,400.00 |
| Lodi Borough | 1 | | 1,304,448.27 | | | 986,953.73 | 223,483.15 | 5,654.05 | 1,304,448.27 | 1,216,090.93 |
| Lyndhurst Township | 1 | 500,000.00 | 1,059,677.41 | | | 978,898.98 | 543,377.08 | 43,161.02 | 1,559,677.41 | 1,565,437.08 |
| Mahwah Township | 1 | 339,967.21 | 922,355.17 | | | 830,947.21 | 452,005.15 | | 1,262,322.38 | 1,282,952.36 |
| Mahwah Township | 2 | 547,975.68 | 1,181,099.10 | | | 1,255,856.68 | 332,159.00 | | 1,729,074.78 | 1,588,015.68 |
| Maywood Borough | 9 | 9,727.00 | 134,833.36 | | | 119,673.00 | 27,454.00 | 3,000.00 | 144,560.36 | 150,127.00 |
| Moonachie Borough | 2 | 15,750.00 | 340,329.90 | | | 100,380.96 | 255,715.48 | 17,500.00 | 356,079.90 | 373,596.44 |
| North Arlington Borough | 1 | 60,000.00 | 888,912.47 | | | 916,444.16 | 19,116.17 | 20,000.00 | 948,912.47 | 955,560.33 |
| Oakland Borough | 1 | | 693,665.04 | | | 613,750.00 | 68,762.96 | 3,500.00 | 693,665.04 | 686,012.96 |
| Oakland Borough | 2 | | 52,341.99 | 71,508.94 | | 123,854.05 | | | 123,850.93 | 123,854.05 |
| Palisades Park | 9 | 28,916.00 | 368,937.60 | | | 300,500.00 | 63,416.00 | 30,000.00 | 397,853.60 | 393,916.00 |
| Paramus Borough | 2 | 20,000.00 | 1,532,484.04 | | | 1,255,250.00 | 466,660.00 | 20,000.00 | 1,552,484.04 | 1,741,910.00 |
| Paramus Borough | 9 | 18,968.50 | 250,783.00 | | | 200,256.00 | 63,911.11 | 344,000.00 | 269,751.50 | 608,167.11 |
| ** Paramus Borough | 0 | 71,083.32 | 755,555.51 | | | 363,100.00 | 315,583.32 | 40,000.00 | 826,638.83 | 718,683.32 |
| Park Ridge Borough | 1 | | 848,670.20 | | | 645,550.00 | 64,709.00 | 95,000.00 | 848,670.20 | 805,259.00 |
| Park Ridge Borough | 7 | 196,913.00 | 3,500,254.69 | | | 3,188,739.00 | 194,674.00 | 57,500.00 | 3,697,167.69 | 3,440,913.00 |
| Park Ridge Borough | 9 | 5,350.00 | 100,421.85 | | | 67,221.40 | 23,750.00 | 6,778.00 | 105,771.85 | 97,749.40 |
| Ramsey Borough | 5 | 429,018.28 | 1,807,321.63 | | | 1,548,788.78 | 235,494.83 | 40,000.00 | 2,236,339.91 | 1,824,283.61 |
| Ramsey Borough | 9 | 31,364.00 | 135,312.44 | | | 128,363.80 | | 25,000.00 | 166,676.44 | 153,363.80 |
| Ridgefield Borough | 9 | 22,211.33 | 204,467.41 | | | 96,000.00 | 77,309.87 | | 226,678.74 | 173,309.87 |
| Ridgefield Park Village | 9 | 30,000.00 | | 20,000.00 | | 85,376.11 | 51,953.75 | | 50,000.00 | 137,329.86 |
| Ridgewood Village | 1 | 145,300.00 | 2,762,644.28 | | | 2,673,972.77 | 421,283.59 | 53,500.00 | 2,907,944.28 | 3,148,756.36 |
| Ridgewood Village | 8 | 1,380.00 | 329,231.56 | | | 308,957.00 | 29,686.51 | 500.00 | 330,611.56 | 339,143.51 |
| ** Ridgewood Village | 0 | 2,400.00 | 182,817.61 | | | 196,486.00 | | 3,500.00 | 185,217.61 | 199,986.00 |
| Saddle Brook Township | 1 | 111,120.00 | 1,119,158.25 | | | 1,209,387.00 | 10,570.00 | 1,000.00 | 1,230,278.25 | 1,220,957.00 |
| Waldwick Borough | 1 | | 423,928.49 | | | 383,593.32 | | 35,000.00 | 423,928.49 | 418,593.32 |
| Wallington Borough | 1 | | 486,144.44 | | | 384,591.16 | 99,870.84 | 10,000.00 | 486,144.44 | 494,462.00 |
| Wycoff Township | 2 | 770,127.25 | | | | 692,422.00 | | | 770,127.25 | 692,422.00 |

* Recreation
 ** Golf Course
 *** Park Utility

B
U
R
L
I
N
G
T
O
NC
A
M
D
E
NC
A
P
E
M
A
Y

TABLE 12: FINANCES OF MUNICIPALLY OPERATED UTILITIES - CONTINUED

| | | SURPLUS ANTICIPATED | OPERATING INCOME | FROM PROPERTY TAXES | SURPLUS TO MUNICIPALITY | OPERATING COSTS | DEBT SERVICE | CAPITAL IMPROVEMENTS | TOTAL REVENUE | TOTAL EXPENDITURE |
|------------------------|---|------------------------|---------------------|------------------------|----------------------------|--------------------|-----------------|-------------------------|------------------|----------------------|
| Bordentown City | 1 | 241,477.57 | 1,043,241.86 | | | 892,087.11 | 277,809.86 | 29,103.03 | 1,284,719.43 | 1,209,000.00 |
| Bordentown City | 2 | 286,000.00 | 550,237.31 | | | 727,350.00 | 26,534.17 | | 836,237.31 | 753,884.1 |
| Bordentown Township | 2 | 92,000.00 | 683,633.48 | | | 390,825.00 | 188,604.57 | 35,000.00 | 775,633.48 | 614,429.5 |
| Burlington City | 1 | | 415,559.03 | 174,853.32 | | 565,932.92 | 24,681.35 | | 590,412.35 | 590,614.2 |
| Burlington City | 2 | 25,000.00 | 299,258.38 | | | 361,611.49 | | | 324,258.38 | 361,611.4 |
| Burlington Township | 1 | | 658,021.52 | 149,196.36 | | 390,110.27 | 417,107.61 | | 807,217.88 | 807,217.8 |
| Burlington Township | 2 | | 1,517,310.73 | | | 719,040.71 | 367,390.79 | | 1,517,310.73 | 1,086,431.5 |
| * Evesham Township | 0 | 44,730.00 | 448,816.81 | | | 401,730.00 | | 10,000.00 | 493,546.81 | 411,730.0 |
| Fieldsboro Borough | 1 | 6,550.00 | 36,997.06 | | | 40,750.00 | | | 43,547.06 | 40,750.0 |
| Fieldsboro Borough | 2 | 5,350.00 | 37,901.45 | | | 40,597.45 | | | 43,251.45 | 40,597.4 |
| Florence Township | 5 | 181,353.00 | 1,099,766.56 | | | 593,226.81 | 276,680.55 | 35,500.00 | 1,281,119.56 | 905,407.3 |
| Maple Shade Township | 1 | | 1,280,440.29 | | | 736,099.00 | 228,184.42 | 130,000.00 | 1,280,440.29 | 1,094,283.4 |
| Maple Shade Township | 2 | 57,000.00 | 750,802.23 | | | 630,467.00 | 106,215.50 | 30,000.00 | 807,802.23 | 766,682.5 |
| Medford Township | 5 | 383,498.00 | 1,780,657.49 | | | 941,190.00 | 700,497.85 | 59,500.00 | 2,164,155.49 | 1,701,187.8 |
| Medford Lakes Borough | 2 | 10,355.00 | 305,302.17 | | | 261,789.98 | 44,839.80 | | 315,657.17 | 306,629.7 |
| Moorestown Township | 1 | | 1,316,443.29 | | | 888,133.33 | 240,107.39 | 48,427.50 | 1,316,443.29 | 1,176,668.2 |
| Moorestown Township | 2 | 156,500.00 | 720,944.52 | | | 569,530.00 | 168,243.01 | 46,628.00 | 887,444.52 | 784,401.0 |
| Palmyra Borough | 2 | 35,463.00 | 221,789.09 | | | 229,063.00 | 1,060.81 | 5,000.00 | 257,252.09 | 235,123.8 |
| Pemberton Borough | 5 | 52,820.00 | 205,437.60 | | | 219,700.00 | 32,098.50 | | 258,257.60 | 251,798.5 |
| Pemberton Borough | 7 | 25,100.00 | 480,036.09 | | | 566,981.01 | | 10,000.00 | 505,136.09 | 576,981.0 |
| Pemberton Township | 1 | 173,950.00 | 582,000.96 | | | 495,868.00 | 120,303.37 | 99,700.00 | 755,950.96 | 715,871.3 |
| Pemberton Township | 2 | | 575,640.00 | | | | 575,640.00 | | 575,640.00 | 575,640.0 |
| Barrington Borough | 2 | 30,900.00 | 257,485.89 | | 5,000.00 | 217,225.00 | 39,313.49 | 641.00 | 288,385.89 | 262,179.4 |
| Bellmawr Borough | 1 | | 528,754.80 | | | 342,900.00 | 174,359.98 | | 528,754.80 | 517,259.9 |
| Berlin Borough | 1 | 29,600.00 | 528,345.60 | | | 484,430.42 | 140,717.50 | | 557,945.60 | 625,147.9 |
| Berlin Borough | 2 | 46,000.00 | 387,832.19 | | 10,000.00 | 353,034.58 | 87,388.00 | 25,000.00 | 433,832.19 | 475,422.5 |
| Brooklawn Borough | 1 | 20,500.00 | 168,238.31 | | | 141,840.00 | 50,631.29 | | 188,738.31 | 192,471.2 |
| Camden City | 1 | 237,514.00 | 3,419,777.19 | | | 2,596,443.00 | 474,521.39 | 5,000.00 | 3,657,291.19 | 3,075,964.3 |
| Camden City | 2 | 151,395.00 | 5,558,046.25 | | | 4,536,181.30 | 605,817.71 | | 5,709,441.25 | 5,141,999.0 |
| Cherry Hill Township | 2 | 1,281,971.00 | 4,173,161.08 | | | 3,690,096.00 | 878,618.85 | 90,000.00 | 5,455,132.08 | 4,658,714.8 |
| Clementon Borough | 1 | 2,600.00 | 343,842.26 | | | 257,570.00 | 75,027.09 | 830.00 | 346,442.26 | 333,427.0 |
| Collingswood Borough | 1 | | 567,275.06 | 171,756.69 | | 622,391.49 | 124,641.35 | | 739,031.75 | 747,032.8 |
| Collingswood Borough | 2 | 10,500.00 | 568,713.18 | 42,384.72 | | 752,031.30 | 24,230.00 | | 621,597.90 | 776,261.3 |
| Collingswood Borough | 5 | | | | | 18.70 | | | | 18.7 |
| Gloucester City | 1 | 126,427.61 | 649,142.78 | | | 593,802.61 | 18,705.00 | 96,000.00 | 775,570.39 | 708,507.6 |
| Haddon Township | 5 | 89,800.00 | 780,062.34 | | | 850,032.96 | 162,418.80 | 29,000.00 | 1,069,862.34 | 1,041,451.7 |
| Haddonfield Borough | 5 | 119,490.14 | 1,495,543.10 | | | 1,118,025.38 | 374,933.42 | 7,000.00 | 1,615,033.24 | 1,499,958.6 |
| Lawnside Borough | 2 | 2,890.00 | 141,220.67 | | | 116,590.00 | 29,265.83 | | 144,110.67 | 145,855.6 |
| Mount Ephraim Borough | 1 | 21,800.00 | 301,462.26 | | | 336,600.00 | | | 323,262.26 | 336,600.0 |
| * Pennsauken Township | 0 | 98,000.00 | 635,185.79 | | | 489,000.00 | 108,077.85 | 85,000.00 | 733,185.79 | 682,077.8 |
| Somerdale Borough | 2 | 3,000.00 | 279,150.85 | | | 246,141.50 | 13,007.18 | | 282,150.85 | 259,148.6 |
| Voorhees Township | 2 | 260,000.00 | 1,736,703.82 | | | 959,332.09 | 742,395.10 | 12,000.00 | 1,996,703.82 | 1,713,727.1 |
| Winslow Township | 5 | 635,940.00 | 1,137,391.70 | | | 584,580.00 | 1,027,847.74 | 274,000.00 | 1,773,331.70 | 1,886,427.1 |
| Winslow Township | 9 | | 319,845.95 | | | | | | 319,845.95 | |
| Avalon Borough | 5 | 175,000.00 | 1,708,286.23 | | | 1,011,763.69 | 603,730.81 | 99,100.00 | 1,883,286.23 | 1,714,594.5 |
| Cape May City | 5 | 133,159.87 | 1,851,488.39 | | | 1,717,907.66 | 202,502.21 | 75,000.00 | 1,984,648.26 | 1,995,409.6 |
| Cape May Point Borough | 5 | 30,000.00 | 158,943.24 | | | 102,550.00 | 45,783.89 | 4,000.00 | 188,943.24 | 152,333.6 |
| Ocean City City | 2 | | 47,820.45 | 10,580.05 | | 300.00 | 58,100.50 | | 58,400.50 | 58,400.5 |
| Sea Isle City City | 5 | 104,329.00 | 1,115,296.17 | | | 802,386.49 | 241,328.75 | 75,613.76 | 1,219,625.17 | 1,119,329.0 |
| Stone Harbor Borough | 1 | 72,568.00 | 253,395.74 | | | 199,738.00 | 99,530.00 | 29,000.00 | 325,963.74 | 328,268.0 |
| West Cape May Borough | 2 | | 165,807.74 | | | 144,944.51 | | | 165,807.74 | 144,944.5 |
| West Wildwood Borough | 1 | 11,000.00 | 82,555.72 | | | 83,000.00 | | 3,000.00 | 93,555.72 | 86,000.0 |
| Wildwood City | 1 | 278,707.00 | 2,460,625.23 | | | 1,466,706.00 | 631,502.00 | 330,000.00 | 2,739,332.23 | 2,428,208.0 |

* Golf Course

TABLE 12: FINANCES OF MUNICIPALLY OPERATED UTILITIES - CONTINUED

| | | SURPLUS | OPERATING FROM PROPERTY | SURPLUS TO | OPERATING | DEBT | CAPITAL | TOT. | TOTAL |
|-----------------------------|---|--------------|-------------------------|------------|---------------|--------------|--------------|---------------|---------------|
| | | ANTICIPATED | INCOME | TAXES | MUNICIPALITY | SERVICE | IMPROVEMENTS | REVENUE | EXPENDITURES |
| Bridgeton City | 5 | 200,000.00 | 2,888,448.98 | | 2,569,381.00 | 73,000.00 | 106,000.00 | 3,088,448.98 | 2,748,381.00 |
| Millville City | 1 | 11,900.00 | 1,092,861.51 | | 851,184.38 | 151,339.22 | 9,750.00 | 1,104,761.51 | 1,012,273.60 |
| Millville City | 2 | 50,000.00 | 1,464,284.62 | | 1,087,300.00 | 202,200.00 | 87,500.00 | 1,514,284.62 | 1,377,000.00 |
| Millville City | 3 | | 200,115.24 | 73,063.36 | 218,448.80 | 54,702.80 | 26,250.00 | 273,178.60 | 299,401.60 |
| Vineland City | 5 | 300,000.00 | 1,698,012.35 | | 1,190,163.16 | 279,846.67 | 369,300.00 | 1,998,012.35 | 1,839,309.83 |
| Vindland City | 7 | 1,550,000.00 | 24,822,648.06 | | 23,132,750.00 | 1,108,182.50 | 1,594,800.00 | 26,372,648.06 | 25,835,732.50 |
| Belleville Township | 1 | 110,308.76 | 1,374,662.72 | | 1,459,183.58 | | 30,000.00 | 1,484,971.48 | 1,489,183.58 |
| Bloomfield Township | 1 | | 1,975,853.55 | | 1,788,863.00 | 124,366.67 | | 1,975,853.55 | 1,913,229.67 |
| Caldwell Boro. Township | 1 | 3,000.00 | 466,953.59 | 76,590.00 | 418,410.00 | | 10,000.00 | 469,953.59 | 505,000.00 |
| Cladwell Boro. Township | 2 | 41,572.00 | 761,046.20 | | 655,082.00 | 49,607.50 | 3,000.00 | 802,618.20 | 707,689.50 |
| Cedar Grove Township | 1 | 82,315.32 | 800,017.32 | | 593,415.00 | 252,353.70 | 19,000.00 | 882,332.64 | 864,768.70 |
| Cedar Grove Township | 2 | 98,410.46 | 378,250.80 | | 357,644.08 | 74,444.08 | 24,660.00 | 456,410.46 | 456,410.46 |
| Cedar Grove Township | 9 | 14,247.00 | 159,513.79 | | 125,692.00 | 21,015.00 | 15,540.00 | 173,760.79 | 162,247.00 |
| East Orange City | 1 | 1,469,000.00 | 7,310,028.38 | 400,000.00 | 5,761,000.00 | 787,857.49 | 950,000.00 | 8,779,028.38 | 7,898,857.49 |
| Essex Fells Township | 1 | 54,000.00 | 814,198.94 | | 825,177.00 | | 200,000.00 | 868,198.94 | 1,025,177.00 |
| Fairfield Township | 1 | | 545,836.23 | | 353,835.77 | 117,909.60 | 38,000.00 | 545,836.23 | 509,745.37 |
| Fairfield Township | 2 | | 1,415,392.91 | | 989,249.83 | 397,238.35 | 20,000.00 | 1,415,392.91 | 1,406,488.18 |
| Fairfield Township | 9 | | 162,149.65 | | 59,165.00 | 91,002.00 | 3,000.00 | 162,149.65 | 153,167.00 |
| Glen Ridge Boro. Township | 1 | | 331,542.13 | | 353,506.00 | | 5,000.00 | 331,542.13 | 358,506.00 |
| Livingston Township | 1 | 201,270.00 | 1,076,001.01 | | 1,063,191.00 | 85,579.16 | 191,000.00 | 1,277,271.01 | 1,339,770.16 |
| Livingston Township | 9 | 202,276.50 | | | 180,425.00 | | 33,575.00 | 202,276.50 | 214,000.00 |
| Maplewood Township | 9 | | | | 198,297.26 | 65,659.50 | 22,000.00 | | 285,956.76 |
| Montclair Township | 1 | 243,504.73 | 2,095,344.83 | | 144,971.78 | | | 2,338,849.56 | 144,971.78 |
| Newark City | 1 | 6,253,680.00 | 21,495,467.44 | | 21,918,867.54 | 1,505,046.70 | 4,000,000.00 | 27,749,147.44 | 27,423,914.24 |
| North Caldwell Township | 1 | | 398,476.53 | | 345,048.73 | 12,962.50 | 11,000.00 | 398,476.53 | 369,011.23 |
| North Caldwell Township | 9 | 3,303.92 | 162,890.13 | 8,171.78 | 60,118.88 | 107,925.00 | 3,075.75 | 174,365.83 | 171,119.63 |
| Nutley Township | 1 | 200,000.00 | 1,018,032.83 | | 1,152,704.00 | 27,219.73 | 20,000.00 | 1,218,032.83 | 1,199,923.73 |
| Orange City Township | 1 | 140,769.80 | 1,349,946.83 | | 1,398,634.55 | 187,501.75 | 177,500.00 | 1,490,716.63 | 1,763,636.30 |
| Roseland Borough | 1 | 18,000.00 | 442,428.33 | 76,369.51 | 402,827.00 | 184,059.43 | | 536,797.84 | 586,886.43 |
| Roseland Borough | 2 | | 225,302.25 | 87,923.92 | 286,019.00 | 27,207.17 | | 313,226.17 | 313,226.17 |
| South Orange Vill. Township | 1 | 75,000.00 | 1,319,376.48 | | 1,416,168.00 | 96,028.75 | 50,000.00 | 1,394,376.48 | 1,562,196.75 |
| Verona Township | 1 | 90,268.00 | 934,369.77 | 50,000.00 | 744,154.02 | 171,865.41 | 1,000.00 | 1,024,637.77 | 967,019.43 |
| Verona Township | 9 | 30,109.00 | 206,275.79 | | 125,484.00 | 58,453.08 | 26,500.00 | 236,384.79 | 210,437.08 |
| West Caldwell Township | 1 | 8,602.00 | 685,165.18 | | 628,944.00 | 81,576.97 | | 693,767.18 | 710,520.97 |
| West Caldwell Township | 9 | 3,070.00 | 300,934.18 | | 204,600.00 | 99,102.00 | | 304,004.18 | 303,702.00 |
| West Orange Township | 9 | | 113,569.00 | | 97,845.00 | | | 113,569.00 | 97,845.00 |
| Clayton Borough | 1 | 56,748.62 | 248,955.46 | | 206,758.95 | 72,735.42 | 28,000.00 | 305,704.08 | 307,494.37 |
| Deptford Township | 2 | 4,555.35 | | | 4,555.35 | | | 4,555.35 | 4,555.35 |
| East Greenwich Township | 1 | | 161,175.17 | 58,872.31 | 119,047.48 | | 101,000.00 | 220,047.48 | 220,047.48 |
| Glassboro Borough | 5 | 346,472.49 | 1,649,583.54 | | 1,462,205.83 | 191,331.66 | 10,000.00 | 1,996,056.03 | 1,663,537.49 |
| Greenwich Township | 1 | | 141,427.79 | 5,493.51 | 145,743.51 | | 10,750.00 | 146,921.30 | 156,493.51 |
| Harrison Township | 2 | 24,000.00 | 126,226.63 | | 114,250.13 | 37,683.33 | | 150,226.63 | 151,933.46 |
| National Park Borough | 1 | 15,260.77 | 123,106.13 | | 84,310.77 | 11,250.00 | 18,400.00 | 138,366.90 | 113,960.77 |
| Newfield Borough | 1 | 36,400.00 | 121,435.65 | | 3,600.00 | | | 157,835.65 | 3,600.00 |
| Paulsboro Borough | 5 | 85,000.00 | 619,153.04 | | 384,591.64 | 337,491.05 | | 704,153.04 | 722,082.69 |
| Pitman Borough | 5 | 198,890.23 | 1,041,215.49 | | 731,015.23 | 124,758.32 | 180,000.00 | 1,240,105.72 | 1,035,773.55 |
| Swedesboro Borough | 5 | 35,428.00 | 279,959.24 | | 269,800.00 | 35,953.67 | 10,000.00 | 315,387.24 | 315,753.67 |
| Wenonah Borough | 1 | 64,000.00 | 92,414.03 | | 75,880.00 | | 27,620.00 | 156,414.03 | 103,500.00 |
| Wenonah Borough | 2 | 70,000.00 | 116,744.42 | | 94,820.00 | 10,377.00 | 1,200.02 | 186,744.42 | 106,397.02 |
| West Deptford Township | 5 | 400,000.00 | 2,509,872.79 | | 1,694,238.45 | 575,195.05 | 183,000.00 | 2,909,872.79 | 2,452,433.50 |
| Westville Borough | 1 | 32,000.00 | 433,974.88 | | 319,533.64 | 95,635.46 | 7,945.30 | 465,974.88 | 423,114.40 |
| Woodbury City | 5 | 459,650.00 | 1,649,480.42 | | 928,000.00 | 284,762.89 | 90,000.00 | 2,109,130.42 | 1,302,762.89 |
| Woodbury Heights Borough | 1 | 9,000.00 | 189,341.92 | | 130,989.62 | 28,043.50 | 5,000.00 | 198,341.92 | 164,033.12 |
| Woodbury Heights Borough | 2 | 6,000.00 | 324,453.56 | | 304,000.00 | | | 330,453.56 | 304,000.00 |

TABLE 12: FINANCES OF MUNICIPALLY OPERATED UTILITIES - CONTINUED

| | | | SURPLUS ANTICIPATED | OPERATING FROM PROPERTY INCOME | TAXES | SURPLUS TO MUNICIPALITY | OPERATING COSTS | DEBT SERVICE | CAPITAL IMPROVEMENTS | TOTAL REVENUE | TOTAL EXPENDITURE |
|---|-------------------------|---|------------------------|-----------------------------------|------------|----------------------------|--------------------|-----------------|-------------------------|------------------|----------------------|
| H U D S O N | Bayonne City | 5 | 750,000.00 | 4,395,720.87 | | | 4,782,295.00 | 120,009.98 | | 5,145,720.87 | 4,902,304.91 |
| | East Newark Borough | 1 | | 76,976.99 | 14,000.00 | | 166,331.37 | | | 90,976.99 | 166,331.37 |
| | Harrison Town | 1 | | 891,152.65 | | | 881,500.00 | | | 891,152.65 | 881,500.00 |
| | Hoboken City | 1 | 475,803.31 | 2,832,657.43 | | | 3,179,267.00 | 2,432,244.23 | 250,000.00 | 3,308,460.74 | 5,861,511.23 |
| | Hoboken City | 2 | | | | | 1,714,525.00 | 451,757.25 | | | 2,166,282.25 |
| | Jersey City City | 1 | 365,879.00 | 18,193,260.38 | | | 10,637,846.49 | 5,620,269.63 | 288,500.00 | 18,559,139.38 | 16,546,616.11 |
| | Jersey City City | 7 | | 76,500.00 | | | | 76,550.00 | | 76,500.00 | 76,550.00 |
| | Jersey City City | 9 | | 75,509.75 | 130,735.25 | | 206,045.00 | | | 206,045.00 | 206,045.00 |
| | Kearny Town | 1 | | 2,464,037.32 | | | 2,568,309.00 | 108,068.33 | | 2,464,037.32 | 2,676,377.33 |
| | North Bergen Township | 9 | 36,911.89 | 207,789.60 | | | 169,564.96 | 12,535.13 | 64,000.00 | 244,701.49 | 246,100.04 |
| | Secaucus Town | 9 | 6,392.04 | 259,758.56 | | | 112,089.03 | 135,698.00 | | 266,150.60 | 247,787.03 |
| | West New York Town | 9 | | 64,410.79 | | | 66,145.78 | | | 64,410.79 | 66,145.78 |
| | Bloomsbury Borough | 1 | 10,320.65 | 50,025.58 | | | 43,154.18 | 1,701.12 | 20,000.00 | 60,346.23 | 64,855.31 |
| | Clinton Town | 1 | 40,000.00 | 597,209.12 | | | 404,357.09 | 151,992.91 | 14,650.00 | 637,209.12 | 571,000.00 |
| | Clinton Town | 2 | 161,931.70 | 749,435.44 | | | 494,168.75 | 127,562.95 | 150,200.00 | 911,367.14 | 771,931.70 |
| | Flemington Borough | 1 | 104,908.00 | 220,612.49 | | | 204,734.84 | 55,808.00 | 37,365.16 | 325,520.49 | 297,908.00 |
| | Frenchtown Borough | 2 | 15,109.33 | 128,794.44 | | | 114,988.12 | 30,517.75 | | 143,903.77 | 145,505.87 |
| | Glen Gardner Borough | 1 | 5,685.00 | 45,920.12 | | | 40,485.00 | 4,773.54 | 3,000.00 | 51,605.12 | 48,258.51 |
| H U N T E R D O N | * Glen Gardner Borough | 0 | | 60,185.21 | | | 56,879.83 | | 2,120.17 | 60,185.21 | 59,000.00 |
| | Hampton Borough | 1 | 34,508.00 | 101,094.53 | | | 68,400.00 | 50,292.44 | 10,000.00 | 135,602.58 | 128,692.44 |
| | High Bridge Borough | 1 | 69,945.86 | 229,979.87 | | | 155,047.46 | 457,558.71 | 6,600.00 | 299,925.73 | 619,206.11 |
| | High Bridge Borough | 2 | 101,165.07 | | | | 330,724.43 | 58,000.00 | 7,500.00 | 101,165.07 | 396,224.43 |
| | * High Bridge Borough | 0 | | 143,347.98 | | | 134,352.00 | 7,904.80 | 10,000.00 | 143,347.98 | 152,256.80 |
| | Holland Township | 2 | 5,837.50 | 120,883.26 | | | 82,737.50 | 35,546.45 | | 126,720.76 | 118,283.97 |
| | Milford Borough | 1 | 15,832.24 | 50,152.33 | | | 59,143.92 | | 7,000.00 | 65,984.57 | 66,143.92 |
| | Milford Borough | 2 | 94,226.84 | 172,762.13 | | | 196,427.94 | 60,798.90 | 18,000.00 | 266,988.97 | 275,226.84 |
| | Readington Township | 2 | 78,471.00 | 527,192.28 | | | 446,329.59 | 58,800.00 | | 605,663.28 | 505,129.51 |
| | Stockton Borough | 1 | 4,220.00 | 25,369.31 | | | 22,663.24 | | 6,000.00 | 29,589.31 | 28,663.24 |
| | Stockton Borough | 2 | 7,788.54 | 101,468.71 | 7,531.29 | | 80,834.14 | 35,008.54 | 1,000.00 | 116,788.54 | 116,842.66 |
| | Tewksbury Township | 2 | 1,358.00 | 39,022.38 | | | 18,843.00 | 20,642.00 | | 40,380.38 | 39,485.00 |
| | Hamilton Township | 2 | 786,000.00 | 5,960,947.74 | | | 3,514,187.00 | 2,119,926.29 | 130,000.00 | 6,746,947.74 | 5,764,113.22 |
| | Hightstown Borough | 5 | 156,870.00 | 706,360.20 | | | 624,720.00 | 103,882.16 | 70,000.00 | 863,230.20 | 798,602.11 |
| | Hopewell Borough | 1 | 28,000.00 | 143,383.95 | | | 84,250.00 | | 51,000.00 | 171,383.95 | 135,250.00 |
| | Pennington Borough | 1 | 5,000.00 | 209,250.02 | | | 200,450.00 | 27,020.00 | | 214,250.02 | 227,470.00 |
| | Trenton City | 1 | 878,479.00 | 10,706,502.45 | | 455,788.00 | 6,781,052.00 | 2,809,527.78 | 430,888.00 | 11,584,981.45 | 10,477,255.77 |
| | Trenton City | 2 | 57,241.00 | 5,630,299.32 | | 617,949.00 | 2,430,527.00 | 1,077,897.05 | 135,255.00 | 5,687,540.32 | 4,261,628.00 |
| | Trenton City | 8 | 24,000.00 | 887,009.66 | | 493,505.00 | 378,763.00 | 103,299.64 | | 911,009.66 | 975,567.66 |
| M E R C E R | Middlesex County | 8 | 70,900.00 | 251,352.78 | | | 234,700.00 | | | 322,252.78 | 234,700.00 |
| | Cranbury Township | 1 | 34,000.00 | 109,159.43 | | | 85,050.00 | 11,425.00 | 20,000.00 | 143,159.43 | 116,475.00 |
| | East Brunswick Township | 1 | 489,000.00 | 3,757,493.69 | | | 2,155,410.00 | 1,230,890.00 | 150,000.00 | 4,246,493.69 | 3,536,400.00 |
| | East Brunswick Township | 2 | 618,065.28 | | | | 330,000.00 | 222,020.54 | | 618,065.28 | 552,020.54 |
| | East Brunswick Township | 8 | 25,000.00 | 3,036,834.79 | | | 129,390.00 | 1,957,000.00 | 50,000.00 | 3,061,834.79 | 2,136,390.00 |
| | East Brunswick Township | 9 | 31,300.00 | 57,506.96 | | | 103,117.00 | | | 88,806.96 | 103,117.00 |
| | Edison Township | 1 | 169,245.59 | 3,385,294.26 | | | 2,910,795.62 | 170,500.62 | 118,000.00 | 3,554,539.85 | 3,199,296.22 |
| | Helmetta Borough | 1 | 4,100.00 | 62,038.16 | | | 54,460.00 | 3,260.00 | 4,000.00 | 66,138.16 | 61,720.00 |
| | Helmetta Borough | 2 | | 12,896.63 | | | 33,405.00 | | | 12,896.63 | 33,405.00 |
| | Highland Park Borough | 5 | | 1,217,781.03 | | | 1,074,650.00 | 109,025.00 | 64,325.00 | 1,217,781.03 | 1,248,000.00 |
| | Jamesburg Borough | 2 | | 184,932.76 | | | 184,933.00 | | 15,000.00 | 184,932.76 | 180,533.00 |
| | ** Old Bridge Township | 0 | | 57,943.77 | | | 35,900.00 | | | 57,943.77 | 35,900.00 |
| | Metuchen Borough | 9 | 26,295.00 | 205,487.89 | | | 129,975.00 | 76,227.24 | 8,000.00 | 231,782.89 | 214,202.22 |
| | Middlesex Borough | 9 | 21,711.67 | 130,633.91 | | | 101,770.00 | 33,741.67 | 10,000.00 | 152,345.58 | 145,511.66 |
| | Milltown Borough | 5 | 60,000.00 | 2,215,721.50 | | 81,220.00 | 404,747.50 | 45,840.00 | | 2,275,721.50 | 531,807.51 |
| | Milltown Borough | 7 | | 3,226,921.36 | | 372,742.00 | 2,687,566.15 | 23,227.03 | 5,000.00 | 3,226,921.36 | 3,088,535.11 |
| | New Brunswick City | 1 | | 3,326,233.49 | | | 2,777,921.70 | 801,834.25 | 5,151.00 | 3,326,233.49 | 3,584,906.99 |

* Sanitation

** Arena & Recreation

TABLE 12: FINANCES OF MUNICIPALLY OPERATED UTILITIES - CONTINUED

| | | SURPLUS ANTICIPATED | OPERATING INCOME | FROM PROPERTY TAXES | SURPLUS TO MUNICIPALITY | OPERATING COSTS | DEBT SERVICE | CAPITAL IMPROVEMENTS | TOTAL REVENUE | TOTAL EXPENDITURES |
|-----------------------------|---|------------------------|---------------------|------------------------|----------------------------|--------------------|-----------------|-------------------------|------------------|-----------------------|
| North Brunswick Townshi | 1 | 153,676.75 | 1,754,548.57 | | | 1,481,676.75 | 156,000.00 | 200,000.00 | 1,908,225.32 | 1,837,676.75 |
| North Brunswick Townshi | 2 | 493,896.75 | 1,946,361.07 | | 500,000.00 | 1,351,676.75 | 399,482.00 | | 2,440,257.82 | 2,251,158.75 |
| Perth Amboy City | 1 | 159,000.00 | 2,976,074.45 | | | 2,886,142.71 | 410,467.29 | 37,000.00 | 3,135,074.45 | 3,339,610.00 |
| Perth Amboy City | 2 | 62,000.00 | 1,345,651.63 | | | 1,199,979.12 | 176,040.88 | 398,000.00 | 1,407,651.63 | 1,774,020.00 |
| Piscataway Township | 2 | 314,469.00 | 2,653,989.34 | | | 2,005,300.00 | 428,866.90 | 10,000.00 | 2,968,458.34 | 2,444,166.90 |
| Sayreville Borough | 1 | 500,000.00 | 2,388,393.90 | | | 1,587,418.64 | 517,481.36 | 720,000.00 | 2,888,393.90 | 2,824,900.00 |
| South Amboy City | 1 | 119,500.00 | 717,055.23 | | | 673,023.00 | 75,077.00 | 5,000.00 | 836,555.23 | 753,100.00 |
| South Brunswick Townshi | 5 | 1,309,481.00 | 6,631,244.77 | | | 4,497,093.00 | 2,000,381.37 | 24,240.00 | 7,940,725.77 | 6,521,714.37 |
| South Plainfield Boroug | 2 | 593,770.83 | 1,970,348.76 | | 505,000.00 | 1,121,752.52 | 403,467.83 | 36,971.95 | 2,564,119.59 | 2,067,192.30 |
| South River Borough | 1 | 62,644.85 | 868,346.20 | | | 487,300.00 | 365,344.85 | 35,000.00 | 930,991.05 | 887,644.85 |
| South River Borough | 2 | 7,954.86 | 101,966.65 | | | 103,160.00 | 3,761.53 | 3,000.00 | 109,921.51 | 109,921.53 |
| South River Borough | 7 | 149,818.36 | 3,525,195.51 | | | 3,296,000.00 | 83,818.36 | 20,000.00 | 3,675,013.87 | 3,399,818.36 |
| Spotswood Borough | 5 | 18,560.39 | 753,566.21 | | | 501,051.74 | 197,509.73 | 20,000.00 | 772,126.60 | 718,561.47 |
| Woodbridge Township | 9 | | 111,989.08 | 6,049.07 | | 104,383.00 | 31,015.67 | | 118,038.15 | 135,398.67 |
| Monmouth County | 0 | | 8,959,153.66 | | | 2,860,000.00 | | | 8,959,153.66 | 2,860,000.00 |
| Allenhurst Borough | 5 | 18,000.00 | 165,044.43 | | | 166,344.02 | 13,974.59 | | 183,044.43 | 180,319.61 |
| Allentown Borough | 1 | 12,800.00 | 145,812.87 | | | 105,971.71 | 49,323.28 | 10,700.00 | 158,612.87 | 165,994.99 |
| Allentown Borough | 2 | 23,800.00 | 134,028.15 | | | 106,295.00 | 32,855.64 | 4,500.00 | 157,828.15 | 143,650.64 |
| Asbury Park City | 4 | | 809,369.23 | 149,630.77 | | 959,000.00 | | | 959,000.00 | 959,000.00 |
| Atlantic Highlands Borough | 5 | 94,298.57 | 617,422.44 | | | 459,581.24 | 101,197.50 | 61,500.00 | 711,721.01 | 622,278.74 |
| Atlantic Highlands Borough | 6 | 134,500.00 | 1,182,754.36 | | | 823,000.00 | 182,379.22 | 50,000.00 | 1,317,254.36 | 1,055,379.22 |
| Avon-By-The-Sea Borough | 5 | 46,246.62 | 414,247.94 | | | 384,825.00 | 58,550.62 | 5,000.00 | 460,494.56 | 448,375.62 |
| Belmar Borough | 5 | | 1,042,567.93 | | | 498,000.00 | 247,381.84 | 104,000.00 | 1,042,567.93 | 849,381.84 |
| Bradley Beach Borough | 1 | | | | | 292,941.76 | | | 292,941.76 | |
| Bradley Beach Borough | 2 | 48,812.29 | 366,383.80 | | | 124,085.00 | 44,985.53 | 5,000.00 | 415,196.09 | 174,070.53 |
| Brielle Borough | 5 | | 816,813.03 | | | 395,456.00 | 270,425.71 | 6,500.00 | 816,813.03 | 672,381.71 |
| Englishtown Borough | 1 | 14,647.50 | 77,952.82 | | | 58,260.00 | 26,887.50 | 2,500.00 | 92,600.32 | 87,647.50 |
| Englishtown Borough | 2 | 22,110.00 | 119,883.69 | | | 90,410.00 | 41,234.00 | | 141,993.69 | 131,644.00 |
| Farmingdale Borough | 1 | 3,159.33 | 110,788.36 | | | 90,394.93 | 17,870.83 | | 113,947.69 | 108,265.76 |
| Farmingdale Borough | 2 | | 247,276.48 | | | 127,325.00 | 128,707.21 | | 247,276.48 | 256,032.21 |
| Freehold Borough | 5 | 533,389.25 | 2,091,662.53 | | | 2,066,633.00 | 271,256.25 | 249,500.00 | 2,625,071.78 | 2,587,389.25 |
| Freehold Township | 1 | | 1,693,050.74 | | | 577,000.00 | 646,742.76 | 152,100.00 | 1,693,050.74 | 1,375,842.76 |
| Highlands Borough | 5 | 75,000.00 | 514,145.47 | | | 431,617.76 | 112,204.78 | 35,373.75 | 589,145.47 | 579,196.29 |
| Holmdel Township | 2 | 7,558.00 | 451,247.84 | | | 258,485.00 | 99,873.00 | | 458,485.84 | 358,358.00 |
| Holmdel Township | 9 | 7,050.00 | 298,413.30 | | | 167,300.00 | 69,750.00 | | 305,463.30 | 237,050.00 |
| Keansburg Borough | 5 | | 64,358.75 | | | | 64,150.94 | | 64,358.75 | 64,150.94 |
| Keyport Borough | 5 | 38,300.00 | 1,418,399.08 | | | 1,096,809.03 | 142,353.94 | 95,190.97 | 1,456,699.08 | 1,334,353.94 |
| Manalapan Township | 1 | 8,000.00 | 30,244.90 | | | 36,700.00 | | | 38,244.90 | 36,700.00 |
| Manasquan Borough | 4 | 177,769.27 | 951,179.50 | | | 967,654.79 | | 18,000.00 | 1,128,948.77 | 985,654.79 |
| Manasquan Borough | 5 | 46,419.08 | 632,731.32 | | | 654,419.08 | | 13,000.00 | 679,150.40 | 667,419.08 |
| Marlboro Township | 9 | 43,500.00 | 183,130.37 | | | 127,500.75 | 62,581.25 | 30,000.00 | 226,630.37 | 220,082.00 |
| Matawan Borough | 5 | 182,000.00 | 1,706,115.61 | | | 772,448.07 | 300,420.92 | 103,000.00 | 1,888,115.61 | 1,175,868.99 |
| Aberdeen Township | 1 | 61,543.83 | 738,685.79 | | | 463,816.00 | 254,730.83 | 56,000.00 | 800,229.62 | 774,546.83 |
| Neptune Township | 2 | 105,000.00 | 1,676,668.36 | | | 412,679.00 | 1,298,163.01 | | 1,781,668.36 | 1,710,842.01 |
| Neptune City Borough | 2 | 37,220.54 | 392,750.55 | | | 381,120.54 | | 40,000.00 | 429,971.09 | 421,120.54 |
| Tinton Falls Borough | 1 | | | | | 330,408.37 | | | | 330,408.37 |
| Tinton Falls Borough | 2 | 252,000.00 | 616,209.24 | | | 149,691.19 | 371,900.44 | | 868,209.24 | 521,591.63 |
| ** Tinton Falls Borough | 0 | | 79,118.58 | | | 66,400.00 | | | 79,118.58 | 66,400.00 |
| Hazlet Township | 9 | | 214,436.71 | | | 159,706.00 | 55,441.68 | 15,000.00 | 214,436.71 | 230,147.68 |
| Red Bank Borough | 5 | 50,880.83 | 1,627,084.48 | | | 1,486,960.83 | 141,729.49 | 30,520.00 | 1,677,965.31 | 1,659,210.32 |
| Red Bank Borough | 8 | | 301,837.40 | | | 138,600.00 | 159,730.83 | | 301,837.40 | 298,330.83 |
| Roosevelt Borough | 5 | 45,000.00 | 175,894.23 | | | 166,552.29 | 18,054.23 | | 220,894.23 | 184,606.52 |
| Sea Girt Borough | 5 | 34,740.42 | 415,475.44 | | | 238,492.00 | 58,648.42 | 16,500.00 | 450,215.86 | 313,640.42 |
| South Belmar Borough | 5 | | 331,299.42 | | | 247,405.61 | 17,164.92 | 2,000.00 | 331,299.42 | 266,570.53 |
| Spring Lake Borough | 5 | 117,480.88 | 588,775.59 | | | 640,199.50 | 52,081.38 | 5,000.00 | 706,256.47 | 697,280.88 |
| Spring Lake Heights Borough | 5 | 15,070.03 | 626,023.42 | | | 438,670.03 | 145,029.17 | 10,000.00 | 641,093.45 | 593,699.20 |
| Union Beach Borough | 1 | 75,700.00 | 445,498.44 | | | 395,444.21 | 52,219.00 | 28,250.00 | 521,198.44 | 475,913.21 |
| Wall Township | 5 | 114,500.00 | 1,789,884.60 | | | 988,405.00 | 407,412.67 | 70,000.00 | 1,904,384.60 | 1,465,817.67 |

* Reclamation Center

** Southern Sewer

TABLE 12: FINANCES OF MUNICIPALLY OPERATED UTILITIES - CONTINUED

| | | SURPLUS ANTICIPATED | OPERATING FROM PROPERTY INCOME TAXES | SURPLUS TO MUNICIPALITY | OPERATING COSTS | DEBT SERVICE | CAPITAL IMPROVEMENTS | TOTAL REVENUE | TOTAL EXPENDITURE |
|-----------------------------------|---|------------------------|---|----------------------------|--------------------|-----------------|-------------------------|------------------|----------------------|
| Boonton Town | 1 | 230,511.67 | 695,237.96 | | 733,611.00 | 119,020.67 | 98,200.00 | 925,749.63 | 950,831.6 |
| Butler Borough | 1 | | 1,057,025.39 | | 816,672.45 | 229,803.27 | | 1,057,025.39 | 1,046,475.7 |
| Butler Borough | 7 | | 10,847,616.18 | | 9,882,013.48 | 675,501.77 | 2,500.00 | 10,847,616.18 | 10,560,015.2 |
| Chatham Borough | 1 | 29,000.00 | 290,743.20 | | 255,323.00 | | 56,000.00 | 319,743.20 | 311,323.0 |
| Chatham Township | 1 | | 100,500.00 | | | | | 100,500.00 | |
| Chatham Township | 2 | 186,470.67 | 538,640.51 | | 471,359.00 | 266,086.67 | 2,025.00 | 725,111.18 | 739,470.6 |
| Chatham Township | 9 | 8,768.75 | 143,539.12 | | 122,715.00 | 35,753.75 | 3,500.00 | 152,307.87 | 161,968.7 |
| * Chatham Township | 0 | 28,160.00 | 143,387.52 | | 157,935.00 | | 2,625.00 | 171,547.52 | 160,560.0 |
| Denville Township | 1 | 121,233.28 | 821,769.53 | | 631,144.00 | 71,591.16 | 79,050.00 | 943,002.81 | 781,785.1 |
| Denville Township | 2 | 129,957.71 | 746,300.71 | | 643,742.69 | 55,403.03 | 37,700.00 | 876,258.42 | 736,845.7 |
| Dover Town | 1 | 30,000.00 | 385,575.06 | | 676,905.48 | 191,444.46 | 6,000.00 | 915,575.06 | 874,349.9 |
| Dover Town | 8 | 4,133.85 | 79,163.18 | | 74,180.00 | | 1,000.00 | 83,297.03 | 75,180.0 |
| East Hanover Township | 1 | 50,000.00 | 490,480.95 | | 265,116.01 | 219,716.90 | 3,000.00 | 540,480.95 | 487,832.9 |
| East Hanover Township | 9 | 4,686.31 | | 50,613.69 | 11,100.00 | 44,200.00 | | 55,300.00 | 55,300.0 |
| Florham Park Borough | 1 | | 438,756.82 | | 286,439.39 | 111,949.50 | | 438,756.82 | 398,388.8 |
| Florham Park Borough | 9 | 3,000.00 | 72,609.71 | | 54,374.22 | 15,942.91 | 1,000.00 | 75,609.71 | 71,317.1 |
| Hanover Township | 9 | 10,000.00 | 121,229.81 | | 98,000.00 | | 23,000.00 | 131,229.81 | 121,000.0 |
| Harding Township | 2 | | 23,527.93 | | 24,502.50 | | | 23,527.93 | 24,502.5 |
| Jefferson Township | 1 | | 524,295.14 | | 315,170.70 | 214,764.00 | 4,750.00 | 524,295.14 | 534,684.7 |
| Jefferson Township | 2 | | 80,262.33 | | 64,211.00 | | 15,000.00 | 80,262.33 | 79,211.0 |
| Kinnelon Borough | 1 | 14,866.00 | 49,984.08 | | 52,954.00 | | 3,000.00 | 64,850.08 | 55,954.0 |
| Kinnelon Borough | 2 | 2,400.00 | 6,185.97 | | 8,000.00 | | | 8,585.97 | 8,000.0 |
| Lincoln Park Borough | 1 | 65,000.00 | 472,918.60 | | 401,090.07 | 95,229.54 | | 537,918.60 | 496,319.6 |
| Madison Borough | 1 | | 782,258.89 | | 604,492.00 | 116,935.85 | 50,000.00 | 782,258.89 | 771,427.8 |
| Madison Borough | 7 | | 10,279,999.00 | 998,000.00 | 8,376,446.93 | 200,137.13 | 100,000.00 | 10,279,999.00 | 9,674,584.0 |
| Mendham Borough | 1 | 113,689.00 | 328,220.45 | | 310,498.00 | 61,079.16 | 17,500.00 | 441,909.45 | 389,077.1 |
| Mendham Borough | 2 | 110,473.00 | 416,919.13 | | 298,561.00 | 111,377.67 | 85,500.00 | 527,392.13 | 495,438.6 |
| Mine Hill Township | 1 | | 134,090.96 | 27,964.18 | 115,838.02 | 52,332.84 | 7,000.00 | 162,055.14 | 175,170.8 |
| Morris Township | 2 | 322,397.15 | 2,125,961.72 | | 1,321,350.18 | 1,000,748.47 | 104,000.00 | 2,448,358.87 | 2,426,098.6 |
| Morris Township | 8 | 9,200.00 | 15,602.34 | | 19,100.00 | | 3,900.00 | 24,802.34 | 23,000.0 |
| Morris Township | 9 | 7,905.46 | 278,420.71 | | 175,179.00 | 94,005.46 | 12,000.00 | 286,326.17 | 281,184.4 |
| Morris Plains Borough | 9 | 12,591.50 | 37,547.00 | | 44,925.00 | 11,493.50 | | 50,138.50 | 56,418.5 |
| Morristown Town | 3 | | 275,611.68 | 32,000.00 | 30,000.00 | 213,616.50 | | 275,611.68 | 275,616.5 |
| Morristown Town | 8 | | 391,545.00 | | | 391,545.00 | | 391,545.00 | 391,545.0 |
| Mountain Lakes Borough | 1 | | 221,934.96 | | 174,890.00 | 12,826.67 | 20,000.00 | 221,934.96 | 207,716.6 |
| Mountain Lakes Borough | 2 | | 221,814.97 | | 185,935.00 | | | 221,814.97 | 185,935.0 |
| Netcong Borough | 1 | 3,900.00 | 133,389.67 | | 100,328.73 | 12,384.40 | 5,000.00 | 137,289.67 | 117,713.1 |
| Netcong Borough | 2 | | 361,686.21 | | 247,124.13 | 58,653.87 | | 361,686.21 | 305,778.0 |
| Parsippany-Troy Hills Township | 1 | 250,000.00 | 2,688,532.90 | | 1,874,319.81 | 853,376.44 | 99,500.00 | 2,938,532.90 | 2,827,196.2 |
| Parsippany-Troy Hills Township | 2 | 1,000,000.00 | 7,183,101.86 | | 3,484,864.74 | 3,718,827.14 | 347,000.00 | 8,183,101.86 | 7,550,691.8 |
| ** Parsippany-Troy Hills Township | 0 | 87,000.00 | 1,364,700.39 | | 1,188,929.38 | 101,419.92 | 34,000.00 | 1,451,700.39 | 1,324,349.3 |
| Passaic Township | 8 | | 11,785.65 | | 7,819.00 | | | 11,785.65 | 7,819.0 |
| Pequannock Township | 1 | 120,000.00 | 548,597.08 | | 379,224.22 | 91,918.36 | 52,950.00 | 668,597.08 | 524,092.5 |
| Pequannock Township | 2 | 25,869.00 | 424,865.66 | | 293,696.00 | 20,073.00 | 100.00 | 450,734.66 | 313,869.0 |
| Riverdale Borough | 1 | 13,782.00 | 124,967.61 | | 107,167.91 | 21,014.09 | 2,737.00 | 138,749.61 | 130,919.0 |
| Rockaway Borough | 1 | 19,795.29 | 517,779.17 | | 419,216.00 | 82,833.82 | 18,725.47 | 537,574.46 | 520,775.2 |
| Rockaway Township | 1 | 19,000.00 | 616,267.54 | | 440,640.73 | 110,875.14 | 46,877.00 | 635,267.54 | 598,392.8 |
| Roxbury Township | 1 | 26,157.00 | 448,697.90 | | 237,772.10 | 183,702.09 | 39,630.00 | 474,854.90 | 461,104.1 |
| Roxbury Township | 2 | | 916,795.99 | 106,265.06 | 663,054.00 | 329,507.05 | 50,500.00 | 1,023,061.05 | 1,043,061.0 |
| Wharton Borough | 1 | 57,582.95 | 237,231.55 | | 206,682.95 | 76,600.00 | 5,000.00 | 294,814.50 | 288,282.9 |

* Sewer #2

** Country Club

TABLE 12: FINANCES OF MUNICIPALLY OPERATED UTILITIES - CONTINUED

| | | | SURPLUS ANTICIPATED | OPERATING INCOME | FROM PROPERTY TAXES | SURPLUS TO MUNICIPALITY | OPERATING COSTS | DEBT SERVICE | CAPITAL IMPROVEMENTS | TOTAL REVENUE | TOTAL EXPENDITURES |
|--------------------------------------|------------------------------|---|------------------------|---------------------|------------------------|----------------------------|--------------------|-----------------|-------------------------|------------------|-----------------------|
| O C E A N | Barnegat Light Borough | 5 | 91,700.00 | 427,492.21 | | | 265,700.00 | 167,000.00 | 30,000.00 | 519,192.21 | 462,700.00 |
| | Beach Haven Borough | 1 | 95,000.00 | 282,824.59 | | | 233,701.25 | 88,298.75 | 45,000.00 | 377,824.59 | 367,000.00 |
| | Beachwood Borough | 1 | 120,000.00 | 488,571.03 | | | 304,846.00 | 66,454.00 | 20,950.00 | 608,571.03 | 392,250.00 |
| | Brick Township | 2 | | 19,480.10 | | | | 19,480.10 | | 19,480.10 | 19,480.10 |
| | * Dover Township | 0 | 46,705.98 | 586,031.19 | | | 541,192.44 | 41,155.38 | | 632,737.17 | 582,347.82 |
| | Harvey Cedars Borough | 5 | 64,800.00 | 343,329.90 | | | 229,200.00 | 118,711.66 | 23,700.00 | 408,129.90 | 371,611.66 |
| | Island Heights Borough | 5 | 874.49 | 280,898.89 | | | 220,088.49 | 34,886.00 | 5,000.00 | 281,773.38 | 259,974.49 |
| | Lakehurst Borough | 5 | | 361,659.91 | | | 379,984.07 | 48,591.58 | 11,000.00 | 361,659.91 | 439,575.65 |
| | Lavallette Borough | 5 | | 1,109,871.95 | | | 1,240,010.45 | 231,454.00 | 40,000.00 | 1,109,871.95 | 1,511,464.45 |
| | Lavallette Borough | 7 | 144,940.00 | 1,313,189.68 | | | 1,407,700.00 | 12,540.00 | | 1,458,129.68 | 1,420,240.00 |
| | Long Beach Township | 1 | 15,000.00 | 236,178.06 | | | 194,485.94 | 13,066.48 | 20,000.00 | 251,178.06 | 227,552.42 |
| | Ocean Gate Borough | 1 | 2,000.00 | 118,277.03 | | | 68,300.00 | 41,700.00 | 2,300.00 | 120,277.03 | 112,300.00 |
| | Ocean Gate Borough | 2 | 36,000.00 | 319,808.83 | | | 153,500.00 | 88,735.23 | 20,000.00 | 355,808.83 | 262,235.23 |
| | Pine Beach Borough | 1 | 8,000.00 | 60,452.35 | | | 48,227.10 | 13,406.25 | 5,866.65 | 68,452.35 | 67,500.00 |
| | Pine Beach Borough | 2 | 168,200.00 | 408,342.54 | | | 159,700.00 | 49,018.35 | 14,530.00 | 576,542.54 | 223,248.35 |
| | Point Pleasant Borough | 5 | 20,000.00 | 3,387,609.96 | | | 2,060,952.11 | 860,000.00 | | 3,407,609.96 | 2,920,952.11 |
| | Point Pleasant Beach Borough | 5 | 290,000.00 | 1,373,896.03 | | | 1,212,525.00 | 280,000.00 | 24,700.00 | 1,663,896.03 | 1,517,225.00 |
| | Seaside Heights Borough | 5 | 161,454.72 | 1,496,669.65 | | 69,000.00 | 1,264,214.93 | 328,348.65 | 60,000.00 | 1,658,124.37 | 1,721,563.58 |
| | Seaside Heights Borough | 7 | 25,809.19 | 2,539,483.52 | | | 2,834,555.88 | 95,444.12 | 5,000.00 | 2,565,292.71 | 2,935,000.00 |
| | Seaside Park Borough | 5 | 43,808.44 | 921,096.56 | | | 885,389.33 | 55,945.48 | 6,000.00 | 964,905.00 | 947,334.81 |
| | Ship Bottom Borough | 5 | 157,500.00 | 506,962.99 | | | 509,500.00 | | 50,000.00 | 664,462.99 | 559,500.00 |
| | Surf City Borough | 5 | 322,300.00 | 626,443.29 | | | 797,000.00 | 27,390.00 | 40,000.00 | 948,743.29 | 864,390.00 |
| | <u>Barnegat Township</u> | 5 | 71,000.00 | 919,989.05 | | | 575,000.00 | 315,000.00 | 10,000.00 | 990,989.05 | 900,000.00 |
| | <u>Clifton City</u> | 1 | | 5,255.75 | | | | 5,255.75 | | 5,255.75 | 5,255.75 |
| P A S S A I C | Haledon Borough | 1 | | 485,375.03 | | | 682,511.89 | 33,158.60 | | 485,375.03 | 715,670.49 |
| | Hawthorne Borough | 1 | 50,000.00 | 1,008,848.10 | | | 870,600.00 | 33,006.00 | 112,300.00 | 1,058,848.10 | 1,015,906.00 |
| | Ringwood Borough | 1 | 75,000.00 | 678,042.87 | | | 392,500.00 | 280,000.00 | 47,500.00 | 753,042.87 | 720,000.00 |
| | Totowa Borough | 1 | | 763,833.40 | | 60,300.00 | 602,175.00 | 49,926.47 | 5,000.00 | 763,833.40 | 717,101.47 |
| | Totowa Borough | 9 | | 33,178.16 | | | 33,454.37 | 3,170.63 | | 33,178.16 | 36,625.00 |
| | Wanaque Borough | 1 | 30,000.00 | 513,285.27 | | | 368,237.68 | 109,300.00 | 44,000.00 | 543,285.27 | 521,537.68 |
| | Wayne Township | 1 | 666,347.68 | 2,430,412.59 | | | 2,407,347.68 | 445,625.05 | 1,000.00 | 3,096,760.27 | 2,853,972.73 |
| | Wayne Township | 2 | 500,030.09 | 6,101,376.57 | | | 3,023,271.59 | 2,330,284.07 | 1,002,864.00 | 6,601,406.66 | 6,356,419.66 |
| | <u>West Paterson Borough</u> | 1 | 11,565.00 | 282,655.62 | | | 250,581.25 | 21,153.75 | 1,500.00 | 294,220.62 | 273,235.00 |
| | <u>Elmer Borough</u> | 1 | 5,200.00 | 134,064.81 | | | 58,555.00 | 73,703.86 | 7,520.00 | 139,264.81 | 139,778.86 |
| S A L E M | Oldmans Township | 1 | | 8,757.00 | 7,551.87 | | 9,400.00 | 1,973.66 | 5,000.00 | 16,308.87 | 16,373.66 |
| | Pennsville Township | 1 | | 544,403.11 | 333,558.19 | | 765,345.00 | 39,500.00 | 70,000.00 | 877,961.30 | 874,845.00 |
| | Salem City | 5 | 26,000.00 | 728,146.11 | | | 545,382.73 | 77,457.12 | 117,031.39 | 754,146.11 | 739,871.24 |
| | <u>Woodstown Borough</u> | 1 | 18,484.38 | 137,896.89 | | | 101,800.00 | 21,684.38 | 30,000.00 | 156,381.27 | 153,484.38 |
| | <u>Bedminster Township</u> | 2 | | 332,953.21 | | 55,000.00 | 164,137.00 | | 50,000.00 | 332,953.21 | 269,137.00 |
| S O M E R S E T | Branchburg Township | 2 | | 668,976.48 | 28,155.27 | | 576,893.00 | 156,976.84 | | 697,131.75 | 733,869.84 |
| | Bridgewater Township | 2 | 400,000.00 | 3,320,730.95 | | | 546,514.45 | 764,788.14 | 21,250.00 | 3,720,730.95 | 1,332,552.59 |
| | Bridgewater Township | 9 | | 50,119.52 | 193,000.00 | | 143,389.17 | 99,730.35 | | 243,119.52 | 243,119.52 |
| | Franklin Township | 1 | 350,000.00 | 2,121,543.31 | | | 1,432,122.00 | 206,151.47 | 260,000.00 | 2,471,543.31 | 1,898,273.47 |
| | Green Brook Township | 2 | 11,974.40 | 160,450.17 | | | 121,974.40 | | 15,000.00 | 177,424.57 | 136,974.40 |
| | * Green Brook Township | 0 | 28,215.96 | 7,089.08 | | | 12,265.96 | 21,950.00 | | 35,305.04 | 34,215.96 |
| | Manville Borough | 1 | 200,000.00 | 515,473.00 | | | 378,400.00 | 43,753.64 | 220,000.00 | 715,473.00 | 641,753.64 |
| | North Plainfield Borough | 2 | 302,341.90 | 552,066.07 | | | 195,849.85 | 107,750.15 | 132,341.90 | 854,407.97 | 435,941.90 |
| | Peapack-Gladstone Borough | 2 | | 293,243.50 | | | 179,385.00 | 86,859.09 | 20,000.00 | 293,243.50 | 286,244.09 |
| | Rocky Hill Borough | 5 | | 120,983.38 | 26,445.57 | | 75,268.75 | 54,527.50 | 19,715.00 | 147,428.95 | 149,509.25 |
| | Somerville Borough | 2 | 162,580.00 | 1,037,049.87 | | 150,000.00 | 945,580.00 | | | 1,199,629.87 | 1,095,580.00 |

* Golf Course

** Sewer II

TABLE 12: FINANCES OF MUNICIPALLY OPERATED UTILITIES - CONTINUED

| | | SURPLUS ANTICIPATED | OPERATING INCOME | FROM PROPERTY TAXES | SURPLUS TO MUNICIPALITY | OPERATING COSTS | DEBT SERVICE | CAPITAL IMPROVEMENTS | TOTAL REVENUE | TOTAL EXPENDITURES |
|---|----------------------|------------------------|---------------------|------------------------|----------------------------|--------------------|-----------------|-------------------------|------------------|-----------------------|
| | Andover Borough | 1 | 29,596.69 | | | 25,826.06 | | | 29,596.69 | 25,826.06 |
| S | Branchville Borough | 1 | 54,429.42 | | | 47,200.00 | | 6,000.00 | 54,429.42 | 53,200.00 |
| U | Franklin Borough | 5 | 75,000.00 | 1,359,952.31 | | 688,208.24 | 375,677.00 | 44,684.00 | 1,434,952.31 | 1,108,569.24 |
| S | Hamburg Borough | 5 | 11,500.00 | 434,041.18 | | 256,306.10 | 227,502.00 | 3,142.00 | 445,541.18 | 486,950.10 |
| S | Newton Town | 5 | 45,000.00 | 619,171.49 | | 477,375.00 | 82,639.54 | 25,000.00 | 664,171.49 | 585,014.54 |
| E | Ogdensburg Borough | 1 | 74,716.01 | 155,121.20 | | 132,701.00 | 56,414.42 | 27,445.75 | 229,837.21 | 216,561.17 |
| X | Sparta Township | 1 | | 7,477.00 | | 6,510.00 | | | 7,477.00 | 6,510.00 |
| | Sparta Township | 2 | 4,025.00 | 21,359.33 | | 25,325.00 | | | 25,384.33 | 25,325.00 |
| | Stanhope Borough | 1 | 12,228.00 | 216,490.34 | | 150,519.50 | 46,740.17 | 7,800.00 | 228,718.34 | 205,059.67 |
| | Stanhope Borough | 2 | 40,755.00 | 504,857.10 | | 249,414.14 | 201,480.45 | 6,000.00 | 545,612.10 | 456,894.59 |
| | Sussex Borough | 5 | 49,496.00 | 265,024.90 | | 125,481.30 | 110,996.00 | 8,218.70 | 314,520.90 | 244,696.00 |
| | Clark Township | 9 | 10,000.00 | 207,502.13 | | 71,884.32 | 76,548.33 | 17,653.35 | 217,502.13 | 166,086.00 |
| | Cranford Township | 9 | 129,327.00 | 862,396.34 | | 553,369.00 | 218,187.45 | 80,050.00 | 991,723.34 | 851,606.45 |
| | Elizabeth City | 1 | 1,237,704.00 | 5,761,760.11 | 200,000.00 | 4,538,504.00 | 255,200.00 | 1,094,000.00 | 6,999,464.11 | 6,087,704.00 |
| | Elizabeth City | 2 | 1,488,820.52 | 4,668,073.41 | 800,000.00 | 3,128,648.37 | 600,800.00 | 1,001,000.00 | 6,156,893.93 | 5,530,448.37 |
| | Hillside Township | 9 | 27,350.00 | 127,250.79 | | 122,950.00 | 23,077.33 | 1,000.00 | 154,600.79 | 147,027.33 |
| | Mountainside Borough | 9 | 20,000.00 | 128,479.52 | | 84,847.00 | | 36,650.00 | 148,479.52 | 121,497.00 |
| | Plainfield City | 2 | 244,519.00 | 1,026,294.65 | 150,000.00 | 1,129,399.00 | 15,069.30 | 40,000.00 | 1,270,813.65 | 1,334,468.30 |
| | Plainfield City | 0 | 71,582.82 | 458,661.50 | | 526,646.00 | | | 530,244.32 | 526,646.00 |
| | Rahway City | 1 | 122,161.72 | 2,409,899.34 | | 1,858,130.83 | 326,713.66 | 225,000.00 | 2,532,061.06 | 2,409,844.49 |
| | Roselle Park Borough | 2 | 101,500.00 | 238,546.56 | | 279,800.00 | | 26,200.00 | 340,046.56 | 306,000.00 |
| | Springfield Township | 9 | | 154,234.03 | | 150,651.88 | | 2,000.00 | 154,234.03 | 152,651.88 |
| | Summit City | 2 | 160,000.00 | 1,012,730.70 | | 882,408.39 | 101,323.26 | 160,000.00 | 1,172,730.70 | 1,143,731.65 |
| | Union Township | 2 | 167,219.49 | 1,327,412.27 | 241,216.01 | 1,129,724.74 | 137,494.75 | | 1,494,631.76 | 1,508,435.50 |
| | Westfield Town | 9 | 22,850.00 | 290,429.78 | | 220,200.00 | 63,600.00 | 30,000.00 | 313,279.78 | 313,800.00 |
| | Alpha Borough | 1 | 177,051.00 | 108,054.00 | | 83,180.00 | 45,871.00 | 145,000.00 | 285,105.00 | 274,051.00 |
| | Alpha Borough | 2 | 69,322.77 | 127,424.90 | | 119,400.00 | 47,922.77 | | 196,747.67 | 167,322.77 |
| | Alpha Borough | 9 | 20,243.00 | 42,401.59 | | 40,243.00 | | | 62,644.59 | 40,243.00 |
| | Belvidere Town | 2 | 45,317.33 | 522,815.42 | | 370,859.00 | 190,458.33 | 18,000.00 | 568,132.75 | 579,317.33 |
| | Belvidere Town | 9 | 6,500.00 | 33,263.88 | | 34,500.00 | | 4,000.00 | 39,763.88 | 38,500.00 |
| | Lopatcong Township | 2 | 49,000.00 | 185,822.96 | | 149,533.93 | 37,922.00 | 30,000.00 | 234,822.96 | 217,455.93 |
| | Oxford Township | 2 | | 309,028.01 | | 178,800.00 | 95,722.00 | | 309,028.01 | 274,522.00 |
| | Pohatcong Township | 2 | | 119,611.21 | | 70,190.29 | 27,148.92 | 5,000.00 | 119,611.21 | 102,339.21 |

* Transter Station

| | | | | | | | | | |
|------------|------------|-------------|-----------|-----------|-------------|------------|------------|-------------|-------------|
| Total 1985 | 49,175,037 | 431,306,158 | 2,064,481 | 5,323,010 | 333,315,233 | 79,752,813 | 25,885,390 | 483,087,515 | 445,276,446 |
| Total 1984 | 38,720,592 | 406,797,003 | 2,374,489 | 4,820,319 | 315,871,663 | 67,597,489 | 22,203,117 | 447,892,088 | 410,492,589 |
| Total 1983 | 33,261,336 | 364,243,300 | 3,275,784 | 4,294,235 | 286,148,618 | 64,623,682 | 13,291,535 | 402,859,420 | 368,358,074 |
| Total 1982 | 31,467,423 | 322,568,258 | 3,112,712 | 3,723,156 | 268,185,615 | 58,025,041 | 21,048,241 | 357,148,393 | 350,982,054 |
| Total 1981 | 31,386,307 | 291,503,018 | 3,285,480 | 1,989,937 | 252,777,197 | 51,441,463 | 11,042,409 | 326,158,506 | 317,251,010 |
| Total 1980 | 22,923,222 | 266,531,991 | 5,432,219 | 3,842,734 | 218,444,405 | 42,936,065 | 9,257,240 | 294,887,431 | 274,480,446 |

TABLE 13

1985 COUNTY LOCAL HEALTH SERVICES TAX (R.S. 26:3A2-19)

These property taxes are levied in each municipality which provides local health services through agreement with the County Health Department, pursuant to the Local Health Services Act of 1975 and comprise the annual operating budget of the County Health Department.

1985 COUNTY VOCATIONAL SCHOOL TAX (R.S. 18A:54-16.5)

These property taxes are levied pursuant to Chapter 30, Laws of 1977 for support of the County Vocational School only in third class counties with population between 70,000 and 120,000.

COUNTY LOCAL HEALTH SERVICES TAXATLANTIC COUNTY

| | |
|--------------------|--------------|
| Absecon City | \$ 48,660.05 |
| Brigantine City | 139,661.48 |
| Buena Boro. | 17,739.15 |
| Buena Vista Twp. | 30,292.97 |
| Corbin City, City | 1,872.28 |
| Egg Harbor City | 16,396.44 |
| Egg Harbor Twp. | 140,375.74 |
| Estell Manor City | 9,343.11 |
| Folsom Boro. | 13,029.06 |
| Galloway Twp. | 105,790.46 |
| Hamilton Twp. | 90,212.37 |
| Hammonton Town | 66,477.51 |
| Linwood City | 54,443.22 |
| Longport Boro. | 57,405.95 |
| Margate City, City | 162,194.16 |
| Mullica Twp. | 28,395.45 |
| Northfield City | 57,953.29 |
| Pleasantville City | 66,955.34 |
| Port Republic City | 6,551.50 |
| Somers Point City | 73,691.23 |
| Ventnor City, City | 144,245.57 |
| Weymouth Twp. | 6,357.67 |

ATLANTIC COUNTY TOTAL \$1,338,044.00

CUMBERLAND COUNTY

| | |
|----------------------|--------------|
| Bridgeton City | \$ 96,976.04 |
| Commercial Twp. | 26,163.01 |
| Deerfield Twp. | 22,246.35 |
| Downe Twp. | 15,244.40 |
| Fairfield Twp. | 30,352.88 |
| Greenwich Twp. | 10,990.71 |
| Hopewell Twp. | 37,063.09 |
| Lawrence Twp. | 22,633.01 |
| Maurice River Twp. | 35,270.89 |
| Millville City | 211,438.25 |
| Shiloh Boro. | 2,832.00 |
| Stow Creek Twp. | 12,384.78 |
| Upper Deerfield Twp. | 76,640.59 |

CUMBERLAND COUNTY TOTAL \$600,236.00

MONMOUTH COUNTY

| | |
|-------------------------|-------------|
| Allentown Boro. | \$ 5,921.91 |
| Asbury Park City | 24,374.68 |
| Atlantic Highland Boro. | 20,383.77 |
| Avon-By-The-Sea Boro. | 13,875.18 |
| Belmar Boro. | 29,929.04 |
| Englishtown Boro. | 3,478.41 |
| Farmingdale Boro. | 4,836.20 |
| Howell Twp. | 100,753.33 |
| Manasquan Boro. | 37,290.16 |
| Marlboro Twp. | 108,554.66 |
| Neptune Twp. | 91,441.17 |
| Neptune City Boro. | 16,157.20 |
| Roosevelt Boro. | 2,925.26 |
| South Belmar Boro. | 6,297.49 |
| Wall Twp. | 107,697.54 |

MONMOUTH COUNTY TOTAL \$573,916.00

TABLE 13 (Con't)

COUNTY LOCAL HEALTH SERVICES TAXOCEAN COUNTY

| | |
|--------------------------|--------------|
| Barnegat Twp. | \$ 28,449.95 |
| Barnegat Light Boro. | 23,818.77 |
| Bay Head Boro. | 28,542.10 |
| Beach Haven Boro. | 367.00 |
| Beachwood Boro. | 23,781.48 |
| Berkeley Twp. | 137,920.80 |
| Brick Twp. | 277,433.63 |
| Dover Twp. | 388,933.19 |
| Eagleswood Twp. | 5,759.17 |
| Harvey Cedars Boro. | 192.28 |
| Island Heights Boro. | 7,430.39 |
| Jackson Twp. | 86,975.65 |
| Lacey Twp. | 73,048.96 |
| Lakehurst Boro. | 5,178.80 |
| Lakewood Twp. | 125,237.94 |
| Lavallette Boro. | 48,009.36 |
| Little Egg Harbor Twp. | 53,726.56 |
| Long Beach Twp. | 410.86 |
| Manchester Twp. | 132,716.05 |
| Mantoloking Boro. | 26,218.48 |
| Ocean Twp. | 24,472.34 |
| Ocean Gate Boro. | 6,820.17 |
| Pine Beach Boro. | 8,550.97 |
| Plumsted Twp. | 13,384.17 |
| Pt. Pleasant Boro. | 89,359.54 |
| Pt. Pleasant Beach Boro. | 47,530.55 |
| Seaside Heights Boro. | 28,104.92 |
| Seaside Park Boro. | 30,615.41 |
| Ship Bottom Boro. | 29,773.45 |
| S. Toms River Boro. | 7,596.12 |
| Stafford Twp. | 87,361.16 |
| Surf City Boro. | 318.26 |
| Tuckerton Boro. | 12,001.52 |

OCEAN COUNTY TOTAL \$1,860,000.001985 COUNTY VOCATIONAL SCHOOL TAXHUDSON COUNTY

| | |
|--------------------|--------------|
| East Newark Boro. | \$ 36,488.34 |
| Guttenburg Town | 208,888.22 |
| Harrison Town | 237,650.88 |
| Hoboken City | 479,216.16 |
| Jersey City, City | 2,093,541.20 |
| Kearny Town | 938,169.67 |
| North Bergen Twp. | 927,450.93 |
| Secaucus Town | 1,019,471.65 |
| Union City, City | 475,800.85 |
| Weehawkin Twp. | 219,003.99 |
| West New York Town | 368,564.36 |

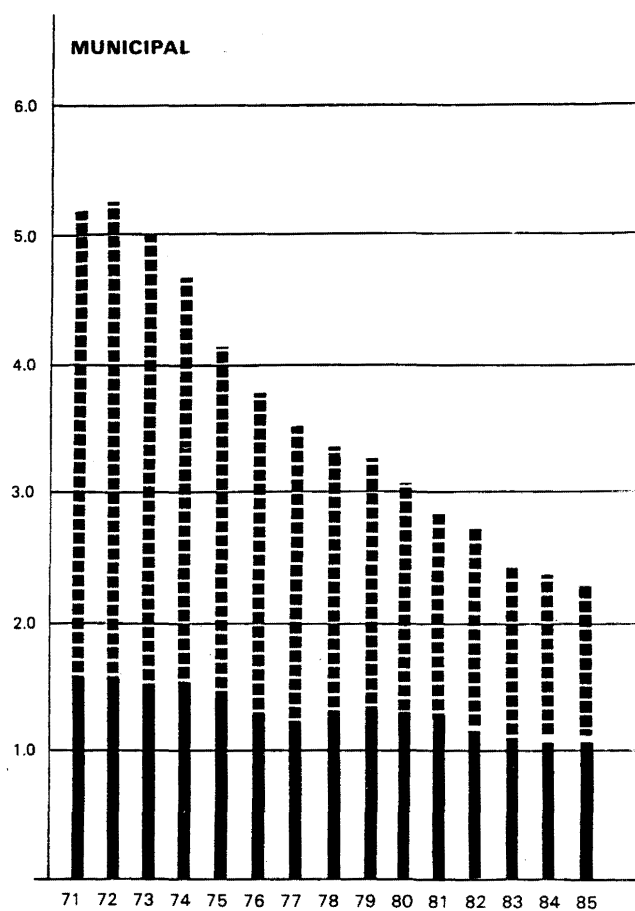
HUDSON COUNTY TOTAL \$7,004,246.25

GENERAL REVENUE SHARING UTILIZATION BY ALL LOCAL UNITS OF NEW JERSEY FOR THE YEAR 1985

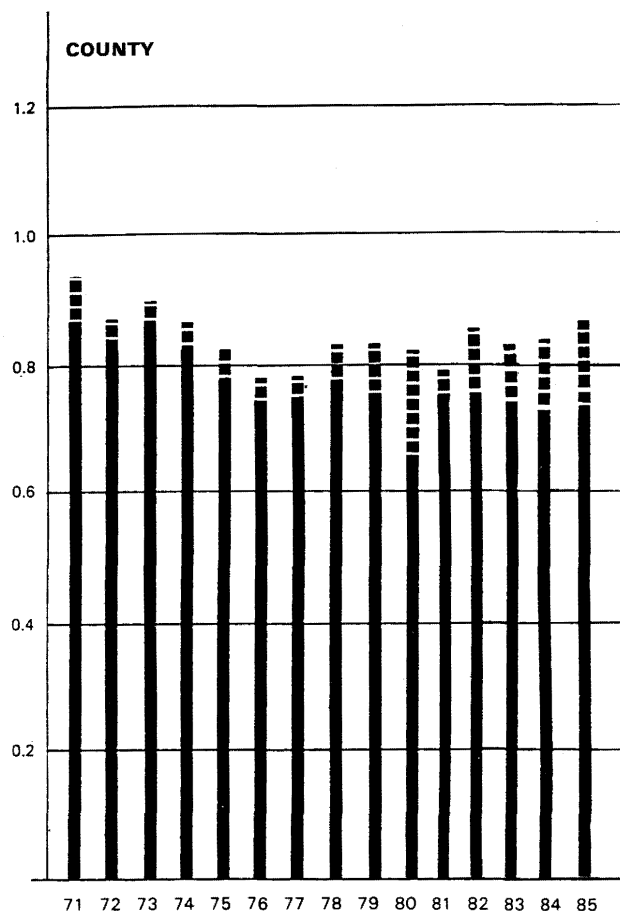
Depicted below are the General Revenue Sharing budgeted receipts realized in cash and interest, earned on entitlement, by the State's counties and municipalities in 1985. Also shown are the utilization of these receipts in accordance with the "priority categories" established by the "State and Local Fiscal Assistance Act of 1972."

| | <u>COUNTIES</u> | <u>MUNICIPALITIES</u> | <u>GRAND TOTAL</u> |
|---|-------------------------|-------------------------|--------------------------|
| BUDGETED RECEIPTS 1985 | \$ 70,574,159.78 | \$ 75,858,786.57 | \$ 146,432,946.35 |
| INTEREST EARNED ON ABOVE | 2,635,840.61 | 1,948,220.44 | 4,584,061.05 |
| TOTAL RECEIPTS 1985 | <u>\$ 73,210,000.39</u> | <u>\$ 77,807,007.01</u> | <u>\$ 151,017,007.40</u> |
| <u>BUDGETED EXPENDITURES</u> | | | |
| <u>Operation and Maintenance</u> | | | |
| A. Public Safety | \$ 14,299,864.01 | \$ 54,934,590.77 | \$ 69,234,454.84 |
| B. Environmental Protection | 251,700.00 | 9,970,080.29 | 10,221,780.29 |
| C. Public Transportation | 5,427,315.01 | 5,191,032.14 | 10,618,347.15 |
| D. Health | 39,164,907.68 | 249,628.17 | 39,414,545.79 |
| E. Recreation | 5,956,452.25 | 529,590.53 | 6,486,032.78 |
| F. Libraries | 177,000.00 | 538,818.11 | 715,818.11 |
| G. Social Services for Aged/Poor | 354,879.00 | 347,380.74 | 702,259.74 |
| H. Financial Administration | 3,337,286.76 | 3,310,902.31 | 6,648,189.07 |
| Total Operations and Maintenance | <u>\$ 68,969,404.71</u> | <u>\$ 75,072,023.06</u> | <u>\$ 144,041,427.77</u> |
| <u>Capital Expenditures</u> | | | |
| Road Projects | \$ 2,168,291.39 | \$ 408,050.99 | \$ 2,576,332.42 |
| Equipment Purchases | 538,500.00 | 381,333.09 | 919,833.09 |
| Construction and Reconstruction Buildings | 863,069.29 | 504,267.57 | 1,367,336.82 |
| Other Capital Improvements | 140,735.00 | 1,041,030.21 | 1,181,765.21 |
| Capital Improvement Fund | 530,000.00 | 400,302.09 | 930,312.09 |
| Total Capital Expenditures | <u>\$ 4,240,595.68</u> | <u>\$ 2,734,983.95</u> | <u>\$ 6,975,579.63</u> |
| TOTAL EXPENDITURES | <u>\$ 73,210,000.39</u> | <u>\$ 77,807,007.01</u> | <u>\$ 151,017,007.40</u> |

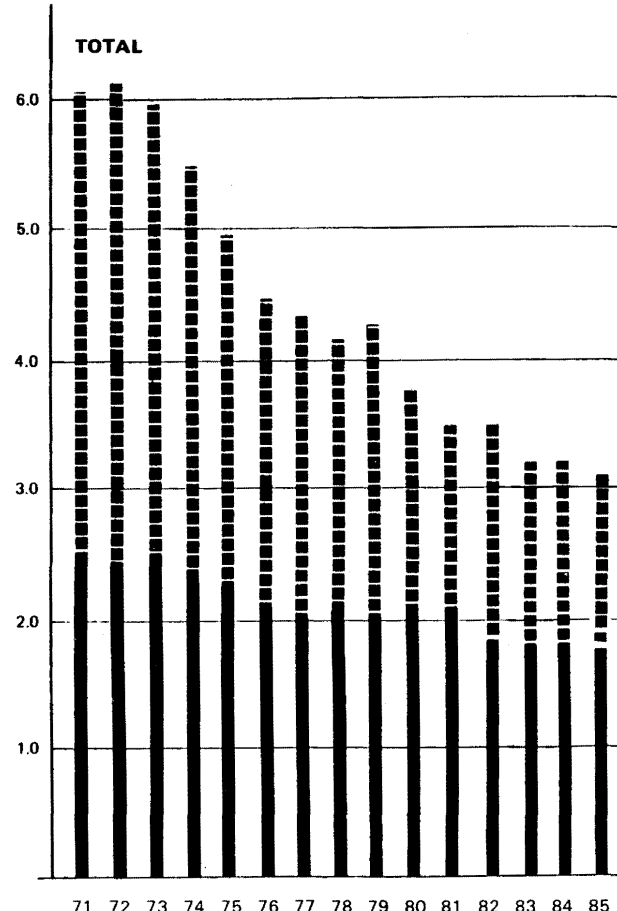
DEBT TRENDS OF NEW JERSEY MUNICIPALITIES AND COUNTIES*



| | GROSS | NET |
|------|-------|------|
| 1971 | 5.16 | 1.65 |
| 1972 | 5.22 | 1.68 |
| 1973 | 4.86 | 1.60 |
| 1974 | 4.53 | 1.61 |
| 1975 | 4.13 | 1.53 |
| 1976 | 3.70 | 1.40 |
| 1977 | 3.53 | 1.37 |
| 1978 | 3.39 | 1.39 |
| 1979 | 3.25 | 1.37 |
| 1980 | 3.07 | 1.33 |
| 1981 | 2.81 | 1.33 |
| 1982 | 2.68 | 1.21 |
| 1983 | 2.41 | 1.11 |
| 1984 | 2.31 | 1.10 |
| 1985 | 2.25 | 1.09 |



| | GROSS | NET |
|------|-------|-----|
| 1971 | .93 | .89 |
| 1972 | .87 | .83 |
| 1973 | .93 | .88 |
| 1974 | .90 | .84 |
| 1975 | .83 | .79 |
| 1976 | .77 | .73 |
| 1977 | .78 | .74 |
| 1978 | .83 | .79 |
| 1979 | .82 | .76 |
| 1980 | .81 | .75 |
| 1981 | .79 | .74 |
| 1982 | .86 | .76 |
| 1983 | .83 | .75 |
| 1984 | .84 | .73 |
| 1985 | .87 | .71 |



| | GROSS | NET |
|------|-------|------|
| 1971 | 6.09 | 2.55 |
| 1972 | 6.09 | 2.51 |
| 1973 | 5.79 | 2.48 |
| 1974 | 5.43 | 2.45 |
| 1975 | 4.96 | 2.32 |
| 1976 | 4.47 | 2.13 |
| 1977 | 4.31 | 2.11 |
| 1978 | 4.22 | 2.18 |
| 1979 | 4.07 | 2.13 |
| 1980 | 3.88 | 2.08 |
| 1981 | 3.60 | 2.07 |
| 1982 | 3.54 | 1.97 |
| 1983 | 3.24 | 1.86 |
| 1984 | 3.15 | 1.83 |
| 1985 | 3.12 | 1.80 |

* EXPRESSED AS % OF EQUALIZED VALUATION BASIS (A 3-YEAR AVERAGE OF EQUALIZED VALUATION.)

■■■■■ GRO
& N
■■■■■ NET

STATUTORY FORMS OF GOVERNMENT OF LOCAL UNITS OF NEW JERSEY

On each municipal page, under the name of the local unit, there appears the statutory form of government. An explanation of the various forms presently in operation are as follows:

Borough - an elected council usually consisting of six members with both administrative and policy making powers and an elected mayor with limited authority for administration.

Commission - (commonly referred to as the Walsh Act) is comprised of an elected governing body of three or five members (determined by population class). This body has both legislative and administrative authority.

Township Committee - an elected governing body usually consisting of three or five members with legislative and administrative authority.

Town Council - structurally similar to the borough form with a separately elected mayor and council deviating in size according to the number of wards.

Village - an elected body of five trustees with both legislative and administrative authority. (There are only (3) villages in the State at present.)

Mayor-Council - includes referendum charter forms authorized between 1897 and 1908 and special charters approved by the Legislature. Its constituency varies in size.

Council Manager Act of 1923 - an elected body of five, seven, or nine members which appoints its mayor and other officers. It appoints a municipal manager who is given authority to administer the local unit.

OPTIONAL MUNICIPAL CHARTER LAW OF 1950

Council-Manager - an elected policy-making council of five, seven or nine members (at discretion of voters) which appoints its mayor, a municipal clerk and a municipal manager who has authority and responsibility for overall municipal administration. This form differs from the 1923 form in the greater degree of discretion in both council representation and administrative organization.

Mayor-Council - an elected policy-making body of five, seven or nine members (voter's option) and a separately elected mayor with authority and responsibility for overall administration including the appointment of a business administrator to direct the department of administration required under this plan.

Small Municipality - an elected policy-making body of three, five or seven members including a mayor elected by the voters or the council who has authority for overall administration of the unit. This form of government is limited to units with less than 12,000 persons.

OPTIONAL COUNTY CHARTER LAW OF 1972

County Executive Plan - an elected board of chosen freeholders of five, seven or nine members and an elected county executive who is authorized to supervise, direct and control all county administrative departments.

County Manager Plan - an elected board of chosen freeholders of five, seven or nine members and an appointed county manager who is authorized to supervise, direct and control all county administrative departments.

County Supervisor Plan - an elected board of chosen freeholders of five, seven or nine members and an elected county supervisor. The legislative power is vested in the board of chosen freeholders; the executive power is exercised by the county supervisor.

County Board President Plan - an elected board of chosen freeholders of five, seven or nine members who elect a board president who presides at board meetings and oversees the work of the appointed administrator.

GLOSSARY

- ANNUAL BUDGET: the governing body of each local unit is required by law to adopt a budget for each calendar year. The law is N.J.S. 40A:4-1 et seq., known as the "local budget law." Every municipality and county in New Jersey operates on a full cash basis.
- ANNUAL DEBT STATEMENT: sworn statement filed by law by the chief financial officer of the local unit, attesting to the debt condition of the local unit. The law is N.J.S. 40A:2-1 et seq., known as the "local bond law."
- ASSESSED VALUATION: the proportional value of property assessed for real property taxation as determined by the local assessor whose jurisdiction extends over a municipal area. (see Net Valuation Taxable.)
- ASSESSMENT OF TAXES: the process of levying property taxes proportioned to property value. The expenditure report line with this title includes expenditures incurred for supervision and maintenance of appraisal and assessment records, tax map preparation and maintenance, revaluation programs, and other activities of the local assessor and the County Board of Taxation.
- AUTHORITIES: corporate public agencies created to perform specific functions within a local unit or region. Authorities have power to levy and collect service charges, incur debt, and operate autonomously.
- AUTHORITY DEBT: indebtedness of an authority outstanding on the date specified.
- BANK CORP. TAX: applies to all banks and banking associations, organized under the authority of New Jersey and whose principal place of business is New Jersey. This tax was a county and municipal tax prior to 1970. The rate was increased from 3/4% to 1 1/2% in 1970 on the value of common and preferred stock, and provision was made for the distribution of 1/2 the proceeds to state for general state purposes, the other half is equally divided by the county and municipality in which the bank(s) is located. Recently enacted legislation (c. 170 P.L. 1975) repeals the Bank Stock Tax Act and renders banks taxable under the Corporation Business Tax Act. Banks will be taxable upon their net income and net worth as in the case of corporations commencing in 1976. Distribution of this tax remains unchanged.
- BOND ORDINANCE: an ordinance adopted by the governing body of the local unit providing for the authorization of bonded indebtedness and repayment obligations under N.J.S. 40A:2-1 et seq., known as the "local bond law."
- BOND RATINGS: the credit rating assigned to a municipality or county by two agencies recognized as experts in the field of appraisal of local government finances. It will be noted that all local units are not rated. At present, both services--Moody's and Standard and Poor's--when a bond issue is sold and if the local unit does not contract with either of the two rating organizations for a credit rating, the rating previously given is withdrawn.
- CAPITAL DEBT: the long-term or short-term indebtedness authorized by bond ordinance for expenditures of a capital nature.
- CAPITAL DEBT ISSUED AND OUTSTANDING: principal amount of all capital debt issued and unpaid on the date specified.
- CAPITAL IMPROVEMENTS: the capital improvement expenditure data in this report includes: down payments on improvements (a 5% down payment is required in the "local bond law" when making an appropriation for improvement by ordinance), "Capital Improvement Fund" (which may be used to provide the necessary down payment or may be used to finance the improvement in whole or in part through an ordinance appropriation), and other capital improvement appropriations for capital projects or items of equipment such as fire engines, road scrapers, ambulances, etc.
- CAPITAL OUTLAY: expenditures by ordinance or budget appropriation for the construction, purchase, or improvement of fixed assets such as buildings and equipment, parks and playgrounds, vehicular equipment, streets, roads, sidewalks, storm sewers, etc. (See list of Capital Outlay on individual pages of local units.)

CASH BASIS BUDGET: a balanced budget, showing that there will be sufficient cash collected during the year to meet all debt service requirements, necessary operations of the local unit, and any mandatory payments required.

CHIEF FINANCIAL OFFICER: means the Director of Revenue and Finance, Comptroller, Treasurer, Collector or other financial officer of a municipality, or the treasurer of a county.

CORRECTIONAL AND PENAL: emergency shelters for minors accused of a crime: penitentiaries, jails, and detention houses.

COUNTY: a local unit of government governed by a Board of Chosen Freeholders. The County is responsible for welfare, education, tax assessment, elections, etc. (There are 21 counties in New Jersey.)

COUNTY EQUALIZATION RATIO: the equalization ratio used by the County Board of Taxation to calculate column 11 of the County Abstract of Ratables.

COUNTY EXTENSION SERVICES: farm and home demonstrations, 4-H Clubs, and related activities.

COUNTY TAXES: the amount paid by the municipality to the county for the municipal share of the county tax levy as apportioned by the County Board of Taxation.

CURRENT FINANCES: the current financial position of a local unit as reflected in its condensed current fund balance sheet for the fiscal year reported.

DEBT LIMITATION: the statutory debt limit in New Jersey is 3 1/2% for municipalities and 2% for counties, computed on the "equalized valuation basis."

DEBT SERVICE: the payment made by the local unit of the principal, interest and other charges on the obligations issued by it whether temporary or permanent.

DEDUCTIONS (FROM GROSS DEBT TO CALCULATE NET DEBT): the "local bond law" defines the methods for calculating the deductible portion of gross capital debt. All school debt within the statutory limit is deductible. All self-liquidating or utility debt is deductible if the utility is self-sustaining. If the utility is not self-sustaining, the operating deficit is capitalized at 5% and becomes a charge against the debt limit of the municipality. The deductions from other debt come about through funds on hand, accounts receivable, and similar specific items allowable as deductions. Also bonds authorized by another Public Body to be guaranteed by the municipality are deductible.

DEFERRED CHARGES: unbudgeted expenditures, payment of prior year's bills, deferred charges to future taxation.

DELINQUENT TAXES: all taxes unpaid at the close of the year.

DISTRICT SCHOOL TAXES: payments to the local school district, regional school district and consolidated school district for the support of the school budget.

EFFECTIVE TAX RATE: the effective tax rate is the tax rate which would apply if the property taxed were assessed at true value. Because New Jersey defines true value as market value, and conducts a statistically designed sales ratio program in order to calculate state promulgated equalization ratios, the effective property tax rate for New Jersey municipalities is the general tax rate multiplied by the equalization ratio.

ENVIRONMENTAL INSPECTION AND CONTROL: the expenditure line in this report includes these activities: code enforcement; building inspection; plumbing inspection; electrical inspection; elevator inspection; gas inspection; air conditioning inspection; heating plant inspections; housing and rooming house inspection; air pollution control; water pollution control; and sanitary inspections of nursing homes, hotels, motels, and trailer camps.

EQUALIZATION RATIO: the ratio of assessed value to true (market) value of real property.

EQUALIZED VALUATION: the true (market) value of real property, calculated by dividing the assessed value by the equalization ratio (see also State Equalized Value).

EQUALIZED VALUATION BASIS: the average of the three (3) preceding years of the sum total of: (a) the aggregate equalized valuations of real property as certified in the Table of Equalized Valuations published by the Director of the Division of Taxation of the Department of the Treasury on October 1, of each year; and (b) the assessed valuation of Class II railroad property as set forth in the Table of Equalized Valuations referred to in (a) above.

EXPENDITURES: actual cash disbursements plus amounts reserved to meet bills incurred during the year but unpaid at the close of the calendar year.

FISCAL YEAR: the fiscal year of all New Jersey counties and municipalities is the calendar year.

GENERAL TAX RATE: the general tax rate is the rate applied to the net taxable assessed valuation of a municipality to yield the required tax levy. It is the rate shown on the County Abstract of Ratables and on the tax bill. Because of varying assessment practices, it is a rate which has no meaning in comparative tax rate studies.

GROSS DEBT: includes all bonds and notes authorized or guaranteed by a local unit or a school district, whether or not issued. Does not include tax anticipation notes, emergency notes, special emergency notes, or utility revenue notes.

HEALTH SERVICES EXCEPT ENVIRONMENTAL: the municipal expenditure line in this report includes these activities: health boards and departments; physicians; visiting nurses; morgues; vital statistics; disease control; food; drug; food handling inspections; public baths; municipal child evaluation centers; municipal deprived children care; contributions to health organizations; narcotics centers; diagnostic centers; mental health and similar activities. The county expenditure line includes those of these activities not reported as a separate activity.

HUMAN RESOURCES: the expenditure line in this report includes activities such as those for youth, aging, Senior Citizens, child care centers, anti-poverty programs, head-start programs, etc.

LAND RECLAMATION AND CONSERVATION: the municipal expenditure line in this report includes these activities: water policy and conservation; flood prevention and damage; and conservation of natural resources.

LINE ITEM: a budget line item is an appropriation or a specific anticipated revenue. A property line item is an entry on the tax rolls.

LOCAL PURPOSE TAXES: the amount of taxes assessed to support the municipal budget (i.e. to operate and maintain the municipality and provide for municipal debt service.)

LOCAL UNIT: a county or municipality.

MOODY RATING: the Moody Rating is the credit rating given by the Moody's Investors Service.

MUNICIPAL FUNCTIONS: expenditures necessary to operate the municipality and provide the services required.

MUNICIPAL PUBLIC UTILITY: an agency created to perform specific functions within a municipal, county, or regional area. Operations are separate and distinct from the local unit, but not autonomous with respect to it. There are fifteen types of municipal utilities in New Jersey: water, sewer, airport, beach, water and sewer, harbor, electric, parking, swimming pool, country club, golf course, park, recreation, sanitation and transfer station.

MUNICIPALITY: a municipal corporation (there are no unincorporated territories in New Jersey). The name of a New Jersey municipality (i.e., city, town, township, borough or village) does not indicate size, population or form of government.

NET DEBT: the amount of authorized debt remaining after statutory deductions are taken. The present law limits the amount of net debt for municipalities to 3 1/2% of equalized valuation basis for the sum of municipal and school debt. The present law limits the amount of net debt for counties to 2% of equalized valuation basis.

NET VALUATION ON WHICH COUNTY TAXES ARE APPORTIONED: this figure is taken from column 11 of the County Abstract of Ratables. It includes the County equalization of net valuation taxable, plus several statutory adjustments, plus an equivalent valuation for the business personalty taxes collected and replaced by the State.

NET VALUATION TAXABLE: the assessed valuation of real property excluding Class II railroad property, over which property taxes are levied. Telephone and telegraph equipment are assessed locally, and are included in this figure.

OTHER JUDICIAL: court attendants and services of court reporters.

OTHER PUBLIC WORKS: the expenditure line in this report includes these activities: motor vehicle maintenance and fueling; public works equipment purchase and maintenance; general administration of public works; recreational flying fields; transportation capital expenditures; marine and harbor improvements; water system and improvements; feasibility studies; and purchase of municipal utilities.

OTHER REVENUES, REVENUE SHARING TAX EFFORT: includes realized alcohol beverage licenses, interest and costs on taxes and building permits, as well as any other miscellaneous licenses and permits reported in budget.

PARCEL: a parcel is a piece of property entered on the tax map as one unit and carried on the tax rolls for assessment and tax collection purposes as one unit.

PER CAPITA FIGURES: computations are based upon the estimated population for the report year. Care should be taken in using these figures for comparative purposes, since all services included are not necessarily provided to the residential population for the report year. Future research is planned to find a better measurement for cost comparisons.

PLANNING, HOUSING AND DEVELOPEMNT: the expenditure line in this report includes these activities: zoning; urban renewal; housing; planning; economic development; industrial commissions; physical rehabilitation; model cities programs; boards of adjustment; tidelands and meadowlands development; urban development; and community planning.

POPULATION: The July 1, 1985 State of New Jersey Department of Labor and Industry estimated population figures including all amendments made to the official 1980 Census of population conducted by the U.S. Department of Commerce, Bureau of Census.

PROPERTY ACQUIRED BY DEED OR FORECLOSURE: (often referred to as foreclosed property.) When property taxes are unpaid, the collector is required by law to sell the property for non-payment of taxes. If there is no outside purchaser, the property is acquired by the municipality and the tax title lien is vested in the municipality. After 6 months from the date of the tax title lien sale, the municipality is permitted by law to foreclose the property owner's right of redemption of the lien and, thus, acquire title to the property.

RATABLE: a ratable is a taxable parcel of real property.

RESERVE FOR UNCOLLECTED TAXES: an item in the municipal budget which is designed to insure the municipality sufficient cash with which to carry out its functions after providing in full to other government units--local schools, county and special districts. This reserve becomes a tax levy added to the tax levy required to meet the budget, and represents the amount of tax monies expected to remain uncollected at the end of the year, based on the collection level of the previous year.

REVENUES: monies which were received during the calendar year. Surplus revenue may be in part offset by deferred charges and State Aid may be represented by State funds set aside as a reserve but not yet paid over.

SPECIAL DISTRICTS: independent governmental corporations created within a local municipal unit to provide definite functions and having power to tax, impose service charges and incur debt. They are autonomous, and their officials are usually elected, not appointed.

STANDARD AND POOR RATING: the Standard and Poor Rating is the credit rating given by the Standard and Poor Company.

STATE AID: revenues represent amounts received from the State under the several State Aid programs authorized by the State Legislature. These include State road aid, highway lighting, building allowances for Type I Schools and others.

STATE AND LOCAL FISCAL ASSISTANCE ACT OF 1972 (REVENUE SHARING): in general, funds received by units of local government from the federal government, and may be used only for priority expenditures, maintenance and operating expenses for (1) public safety, environmental protection, public transportation, health, recreation, libraries, social services for the poor and aged, and financial administration; (2) ordinary and necessary capital expenditures authorized by law. These utilizations are included in the report.

STATE EQUALIZATION RATIO: the equalization ratio promulgated by the Director of the Division of Taxation on October 1st of each year.

STATE EQUALIZED PROPERTY TAX RATES: derived by multiplying the general tax rate by the ratio of assessed value to true value (see table).

STATE EQUALIZED VALUE: the item reported in this report is calculated by dividing the net valuation taxable by the State Equalization Ratio to arrive at true value.

STATE EQUALIZED VALUATION: is promulgated by the Director of Taxation and represents a uniform computation of property value by formula designed to provide equitable distribution of State Aid programs.

STATUTORY: this term is used to identify a situation established by law. For example: a statutory expenditure is one required by law.

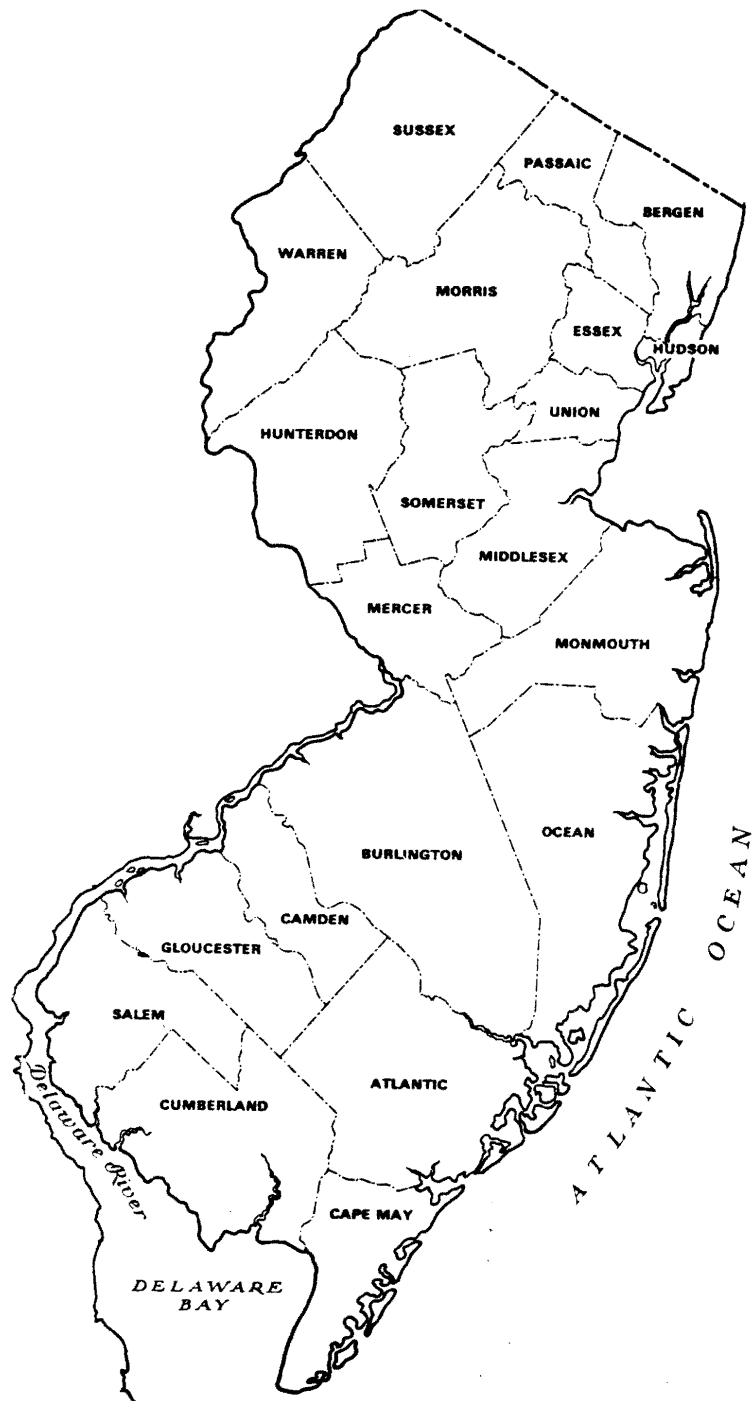
TAX RATE: means the general tax rate applicable to all taxable property. It is derived by dividing the total tax levy by the net valuation taxable. All tax rates shown are based upon \$100 valuation.

TAX TITLE LIENS: this asset is created as a result of sale by municipality for non-payment of real estate taxes, delinquent assessments, utility charges or special district taxes.

TYPE I SCHOOL DEBT SERVICE: the amount of principal and interest included in the budget of the municipal corporation for payment of debt for school structures in Type I (formerly called Chapter VI) School Districts.

VETERAN AND SENIOR CITIZEN TAXES: veterans and senior citizens receive a special property tax deduction on their tax bill in the amount of \$50 for veterans and \$160 for senior citizens. Taxes were formerly levied by the municipalities to cover the costs of these deductions, with State reimbursement for one-half of the allowed deductions. In 1976, the State assumed this obligation in its entirety; taxes are no longer levied by municipalities for these deductions.

WEIGHTS AND MEASURES: county and local inspections of weighing and measuring equipment and related law enforcement.



Prepared by
NEW JERSEY DEPARTMENT OF COMMUNITY AFFAIRS
DIVISION OF LOCAL GOVERNMENT SERVICES
363 WEST STATE STREET, CN 803
TRENTON, NEW JERSEY 08625-0803
Telephone #: 1-609-292-6858

