



State of New Jersey  
DEPARTMENT OF HUMAN SERVICES  
PO Box 700  
TRENTON, NJ 08625-0700

CHRIS CHRISTIE  
Governor

KIM GUADAGNO  
Lt. Governor

JENNIFER VELEZ  
Commissioner

February 3, 2011

Honorable Paul Sarlo, Chair  
Senate Budget and Appropriations  
Committee  
Senate Majority Office, State House  
P.O. Box 099  
Trenton, NJ 08625-0099

Honorable Nellie Pou, Chair  
Assembly Appropriations Committee  
Assembly Majority Office, State House  
P.O. Box 098  
Trenton, NJ 08625-0098

Dear Senator Sarlo and Assemblywoman Pou:

Enclosed is the Work First New Jersey (WFNJ) Quarterly Progress Update for the quarter ending June 2010.

This report reflects the current trend of clients receiving Temporary Assistance for Needy Families (TANF) and General Assistance (GA) benefits. During this quarter, an average of about 973 clients (TANF and GA combined) left WFNJ for employment each month. The average wage of TANF clients who became employed was \$9.67 per hour.

I welcome your comments on any of the issues discussed in this report. If you would like additional information, please contact me or Jeanette Page-Hawkins, Director of the Division of Family Development, at 609-588-2401.

Sincerely,

A handwritten signature in black ink, appearing to read "Jennifer Velez", written over the printed name and title.

Jennifer Velez  
Commissioner

JV:14

Enclosure

c: Jeanette Page-Hawkins

Andrew Hendry, Senate Democratic Office  
James A. Harkness, Senate Republican Office  
William Caruso, Assembly Democratic Office  
Richard Wright, Assembly Republican Office  
Lori O'Mara-Van Driesen, OLS, OPI



## **WORK FIRST NJ**

### **Quarterly Progress Update June 2010**

**NEW JERSEY DEPARTMENT OF  
HUMAN SERVICES**

**Division of Family Development**

**Jeanette Page-Hawkins  
Director**



***Jennifer Velez  
Commissioner***



## Work First New Jersey (WFNJ) Quarterly Progress Update

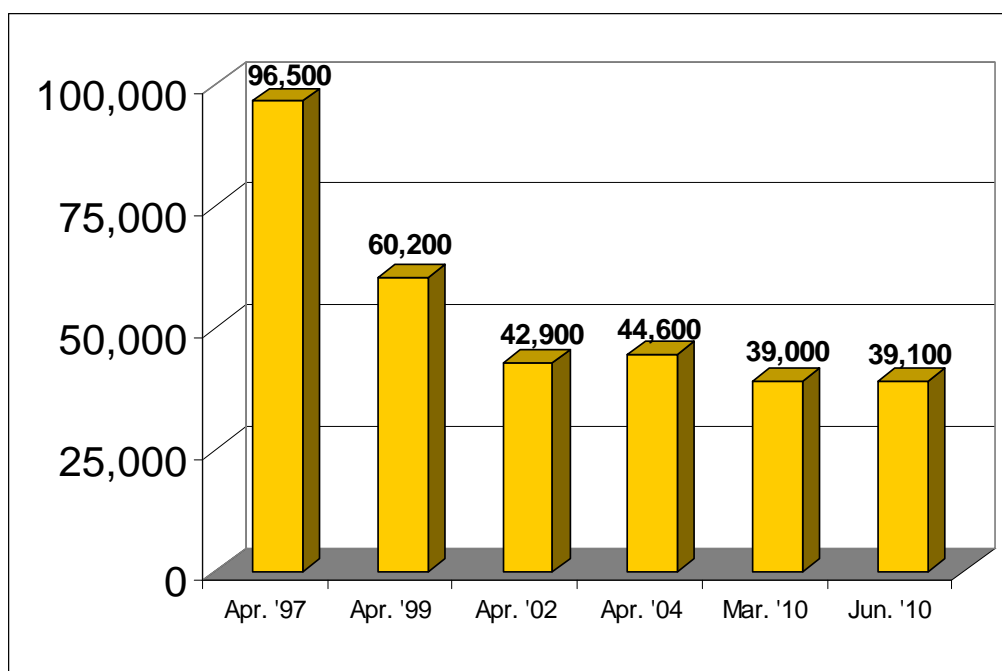
### Quarter Ending June 2010

#### 1. Work First NJ Caseload

##### •Temporary Assistance for Needy Families (TANF)

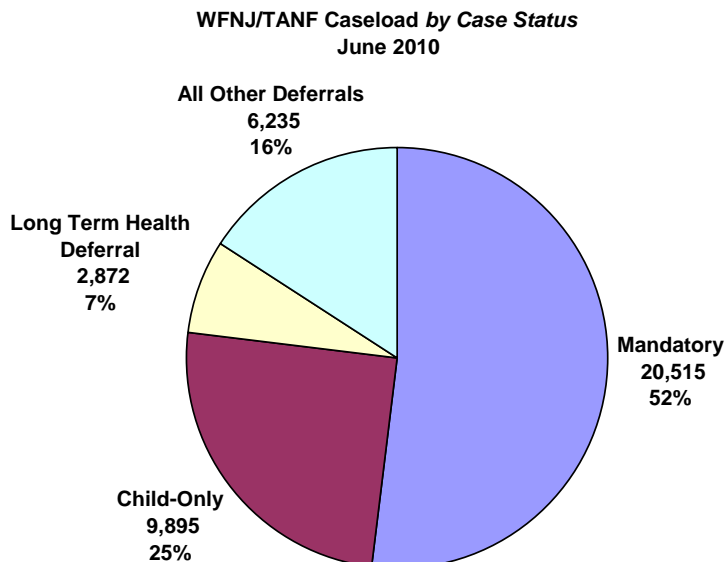
The number of families receiving WFNJ/TANF totaled approximately 39,100 as of June 2010, a slight increase from the March 2010 caseload.

WFNJ TANF Caseload



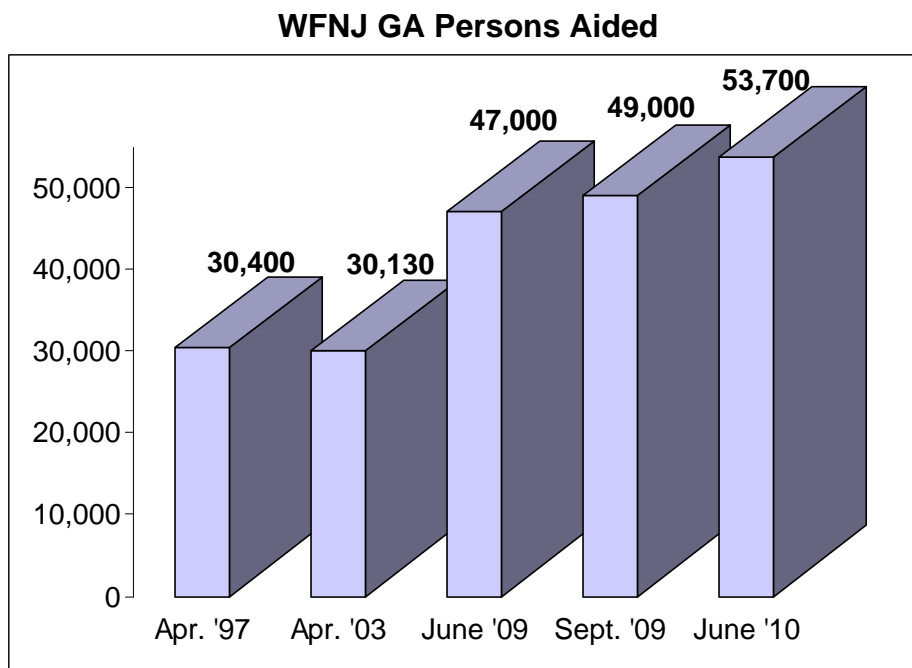
### •Client Deferrals and Exemptions

Of the total TANF caseload of 39,100, about 20,500 cases (52 percent) were those with adults in the household who must comply with WFNJ/TANF work requirements.



### •General Assistance (GA)

As of June 2010, there were approximately 53,700 General Assistance (GA) persons aided in New Jersey, continuing an upward trend in this program.



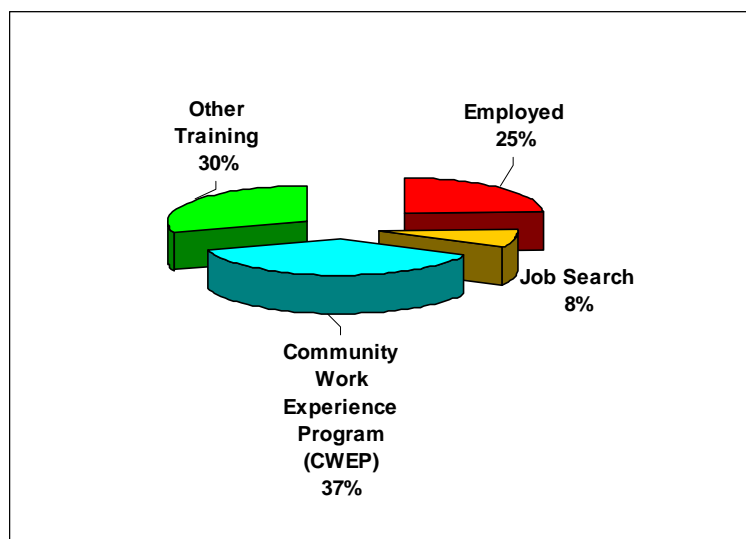
### •Teenaged Welfare Recipients

Of the WFNJ/TANF population of 39,100 in June 2010, about 615 (1.6%) were teenaged recipients, aged 18 and 19, who were heads of their households.

## 2. Employment & Work Preparation

### •Participation of WFNJ TANF Clients in Employment-Directed Activities

For the month of June 2010, TANF clients were engaged in nearly 16,200 work activities. About 4,000 of these individuals had begun working but were still receiving a partial cash assistance payment, due to income disregards.



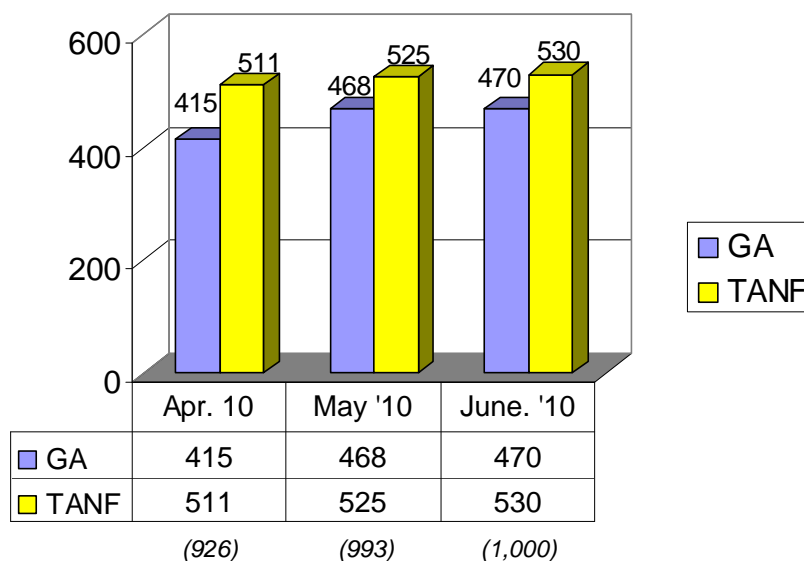
Employed	3,969
Job Search	1,303
Community Work Experience Program (CWEP)	6,081
Other Training -Occupational Training -Education -On the Job Training (OJT)	4,806
<b>Total</b>	<b>16,159</b>

### •Cases that met the Federal Participation Requirement

Of the people scheduled to participate in the work-directed activities, 4,876 participated at levels sufficient to satisfy federal requirements.

### •Cases Closed Due to Employment

During the quarter, an average of about 973 WFNJ TANF and GA clients left welfare for employment each month.



### •Major Reasons for TANF Case Closings

**April to June 2010**

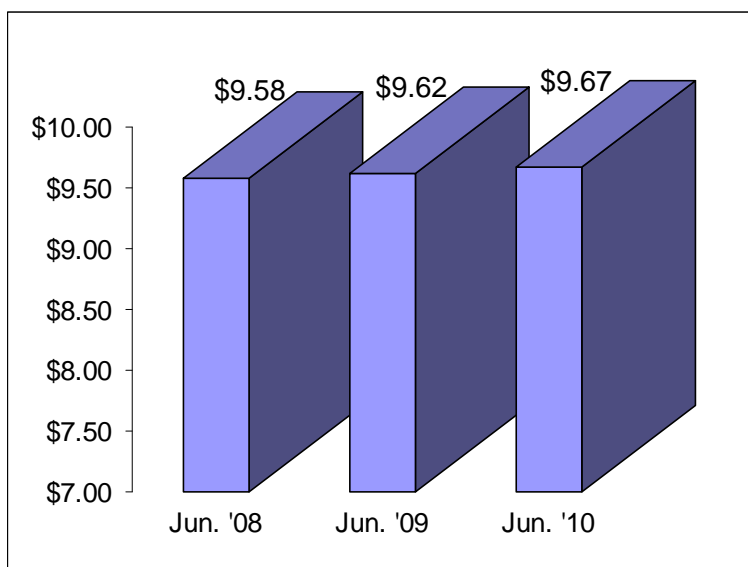
		Apr	May	Jun	Total
<b>Due to Employment</b>		511	525	530	1,566
<b>No Eligible Children</b>		254	171	205	630
<b>No Redetermination</b>		70	72	86	228
<b>Moved Out of State</b>		111	77	59	247
<b>All Other Closed</b>		1555	1,447	1,370	4,372
	<i>(Unemployment Ins. Benefits)</i>	179	129	111	419
	<i>(Recipient Withdrawal)</i>	187	145	144	476
	<i>(Recipient Initiative)</i>	34	31	42	107
	<i>(Moved to Another County)</i>	45	52	44	141
	<i>(Unable to Verify Residence)</i>	80	76	59	215
	<i>(Other Closed Cases)</i>	1030	1,014	970	3,014
<b>Total Closed Cases</b>		<b>2,501</b>	<b>2,292</b>	<b>2,250</b>	<b>7,043</b>

**About 22 percent of all TANF cases closed during the quarter were closed due to employment.**

### •Earnings of Former TANF Recipients

During the second quarter of 2010, WFNJ TANF recipients who were working were earning an average of \$9.67 per hour.

**Average Hourly Wages of Former TANF Recipients**



**•Statewide Job Openings**

According to the NJ Department of Labor and Workforce Development, there were 64,909 job openings statewide during the period of July 1, 2009 through June 30, 2010. The majority of positions available were in the Administration and Support, Waste Management and Remediation category, followed by the Retail Trade and Health Care and Social Assistance fields.

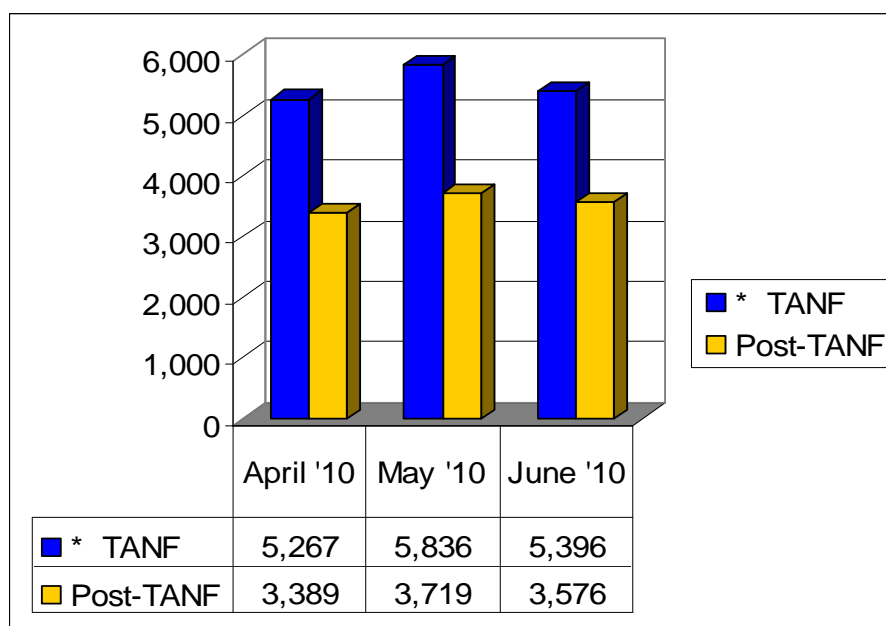
<b>LWD statewide job openings</b>	
<b>Occupation</b>	<b>Openings</b>
Admin. & Support, Waste Mgt. & Remediation	13,667
Retail Trade	7,663
Health Care & Social Assistance	5,985
Public Administration	5,435
Manufacturing	5,403
Professional, Scientific and Technical Services	5,263
Accommodation & Food Services	4,228
Transportation & Warehousing	3,617
Arts, Entertainment & Recreation	2,881
Information	2,136
Construction	1,604
Educational Services	1,565
Finance & Insurance	1,350
Wholesale Trade	1,292
Other Services	1,039
Agriculture, Forestry, Fishing, Hunting	654
Utilities	511
Real Estate & Rental & Leasing	497
Management of Companies & Enterprises	91
Mining	28

**Total****64,909**

### 3. Child Care

As of June 2010, about 5,400 WFNJ TANF clients were receiving child care benefits. Post-TANF child care benefits were issued to about 3,600 families who had become employed and were no longer receiving cash assistance.

**WFNJ TANF Cases Receiving  
Child Care Benefits, June 2010**



\* reflects revised reporting.

### 4. WFNJ Program Expenditures

The attached Appendix provides a summary of WFNJ program expenditures for the quarter.

**NOTE: ALL CHARTS AND GRAPHS HAVE BEEN DEVELOPED BY  
THE DIVISION OF FAMILY DEVELOPMENT.**

**FOR FURTHER INFORMATION REGARDING CHARTS AND GRAPHS  
OR PROGRAM EXPENDITURES, PLEASE CONTACT  
JEANETTE PAGE-HAWKINS, DIRECTOR, AT 609-588-2401.**



**THE DIVISION OF FAMILY DEVELOPMENT  
WORK FIRST NEW JERSEY (WFNJ) EXPENDITURES  
Quarter Ending June 30, 2010**

	Actual June 30, 2009	Actual Sept 30, 2009	Actual Dec 31, 2009	Actual 'Mar 31, 2010	Estimated June 30, 2010	TOTAL COSTS SFY 2009 7/08 - 6/09	TOTAL COSTS CY 2009 1/09 - 12/09	TOTAL COSTS SFY 2010 7/09 - 6/10	TOTAL COSTS CY 2010 1/10 - 6/10
<b>(A) CASE MANAGEMENT</b>									
TANF	\$8,725,180	\$8,145,833	\$10,180,272	\$7,916,048	\$8,741,833	\$36,254,978	\$35,700,436	\$34,983,986	\$16,657,882
Food Stamps/Able Bodied Adults W/O Dependents	\$4,258,002	\$3,921,284	\$4,046,347	\$3,097,275	\$3,830,727	\$15,171,992	\$16,083,821	\$14,895,633	\$6,928,002
GA	\$2,793,937	\$2,464,629	\$2,956,465	\$2,188,067	\$2,600,774	\$10,859,788	\$10,760,887	\$10,209,934	\$4,788,841
<b>(B) SUPPLEMENTAL SERVICE</b>									
Special Initiative	\$1,258,553	\$1,824,917	\$1,403,252	\$1,610,275	\$1,524,249	\$5,448,779	\$5,885,269	\$6,362,693	\$3,134,524
<b>(C) CHILD CARE</b>	\$25,165,871	\$26,556,067	\$23,935,438	\$24,378,386	\$25,008,941	\$100,931,530	\$100,296,455	\$99,878,832	\$49,387,326
<b>(D) TRAINING RELATED EXPENSE, PARTICIPANT ALLOWANCE AND TRANSPORTATION BLOCK GRANT</b>									
TANF	\$2,824,602	\$2,811,916	\$2,731,318	\$2,431,897	\$2,699,933	\$10,106,137	\$10,654,295	\$10,675,063	\$5,131,830
Food Stamps	\$1,188,711	\$829,027	\$981,603	\$808,102	\$951,861	\$3,307,692	\$3,691,001	\$3,570,594	\$1,759,963
GA	\$445,840	\$540,396	\$483,521	\$495,995	\$491,438	\$1,749,435	\$1,878,406	\$2,011,350	\$987,433
<b>(E) DEPARTMENT OF LABOR AND WORK FORCE DEVELOPMENT - EMPLOYMENT AND TRAINING</b>									
TANF	\$17,835,203	\$10,790,360	\$12,022,659	\$11,390,991	\$13,009,803	\$56,700,954	\$54,850,631	\$47,213,813	\$24,400,794
Food Stamps/Able Bodied Adults W/O Dependents	\$2,700,398	\$1,811,954	\$2,898,792	\$2,887,832	\$2,574,744	\$13,354,628	\$10,256,762	\$10,173,323	\$5,462,577
GA	\$1,931,980	\$1,238,426	\$1,927,559	\$1,920,271	\$1,754,559	\$12,451,449	\$7,109,218	\$6,840,814	\$3,674,829
<b>(F) OMEGA SYSTEM</b>	\$476,338	\$477,130	\$477,287	\$476,659	\$476,854	\$1,772,056	\$1,882,698	\$1,907,930	\$953,512
<b>TOTAL EXPENDITURES</b>	<b>\$69,604,615</b>	<b>\$61,411,939</b>	<b>\$64,044,513</b>	<b>\$59,601,798</b>	<b>\$63,665,716</b>	<b>\$268,109,418</b>	<b>\$259,049,878</b>	<b>\$248,723,965</b>	<b>\$123,267,514</b>

**FOOTNOTES:**

**ACTUAL** expenditures are subject to subsequent adjustment and reconciliation to be reflected on future reports.

**ACTUAL** expenditures for **OMEGA SYSTEM** have been revised to reflect actual expenditures.